



The Department of Shared Services  
Research and Statistics  
1001 Vandalay Drive  
Frankfort, KY 40601  
(502) 573-2350

---

## CASEY'S LAW DOCUMENTS ENTERED IN MENTAL HEALTH CASES CALENDAR YEARS 2004-2022 STATEWIDE

---

October 12, 2023

By

Lyn Guarnieri (*Research & Statistics Team Lead*)  
Chris Garrison (*Data Analysis Specialist*)

### Statistics Request Overall Description

On October 10, 2023, Research and Statistics received a request for the number of *Verified Petition for Involuntary Treatment (PIHAD)* and *Judgment and Order for Involuntary Treatment (JOIT)* documents entered in mental health cases since the implementation of Casey's Law in 2004 through December 31, 2022, statewide.

CourtNet, which provides a summary of cases statewide, was queried for document types *PIHAD* and *JOIT* entered in mental health cases from January 1, 2004, to December 31, 2022, statewide.

### Statistical Report 21\_RS2002

The report is comprised of the following content:

- Page 1: Line chart of PIHAD documents entered by judicial region and year
- Page 2: Cross-tabulation of PIHAD cases and documents entered by judicial region and year
- Page 3: Line chart of JOIT documents entered by judicial region and year
- Page 4: Cross-tabulation of JOIT cases and documents entered by judicial region and year
- Page 5: Line chart of PIHAD and JOIT documents entered by year
- Pages 6 - 9: Cross-tabulation of PIHAD and JOIT cases and documents entered by judicial region and county
- Page 10: Map of the Kentucky Court of Justice Judicial Regions

#### Statistical Analysis Considerations:

- Statistics presented are a snapshot in time as of the date the data was queried: 10/12/2023.
- A single case may contain more than one document and an individual may be party to one or more cases during any period.
- Any statistic of five or fewer cases is hidden in this report. All such statistics should be interpreted as "zero to five cases". Such hidden cases are calculated in any totals/subtotals if the totals/subtotals equate to six or more cases.

### Data Variables Requested

**CASEY’S LAW DOCUMENTS ENTERED IN MENTAL HEALTH CASES  
CALENDAR YEARS 2004-2022 STATEWIDE**

Database	Data Variable	Description
<b>CourtNet</b>	Judicial Region	A geographic group of counties combined to create judicial districts.
	Calendar Year	The calendar year in which a document was entered within a case.
	Case Type	This report includes Disability & Mental Health and Juvenile Special Proceeding types of mental health cases.
	Document Type	The documents included are those associated with Casey’s Law: Verified Petition for Involuntary Treatment (PIHAD) and Judgment and Order for Involuntary Treatment (JOIT).
	Documents	The total number of documents entered.
	Cases	A distinct count of cases.

**Disclaimer Associated with KCOJ/AOC Database(s) and Element(s)**

**RESEARCH AND STATISTICS DISCLAIMER**

Information received from KYCourts/CourtNet is subject to change(s), reprogramming, modification(s) of format and availability at the direction of the Administrative Office of the Courts (AOC) and may not at any particular moment reflect the true status of court cases due to ordinary limitation(s), delay(s) or error(s) in the system’s operation. The KYCourts/CourtNet database is not a real-time system. All datasets are a snapshot of case data at the time a query is run. Case counts are not counts of individuals as some persons may have multiple cases.

The AOC disclaims any warranties as to the validity of the information obtained from KYCourts/CourtNet. The recipient is solely responsible for verifying information received from KYCourts/CourtNet through the cross-referencing of official court records. The AOC shall not be liable to the recipient, or to any third party using the system or information obtained therefrom, for any damages whatsoever arising out of the use of KYCourts/CourtNet.

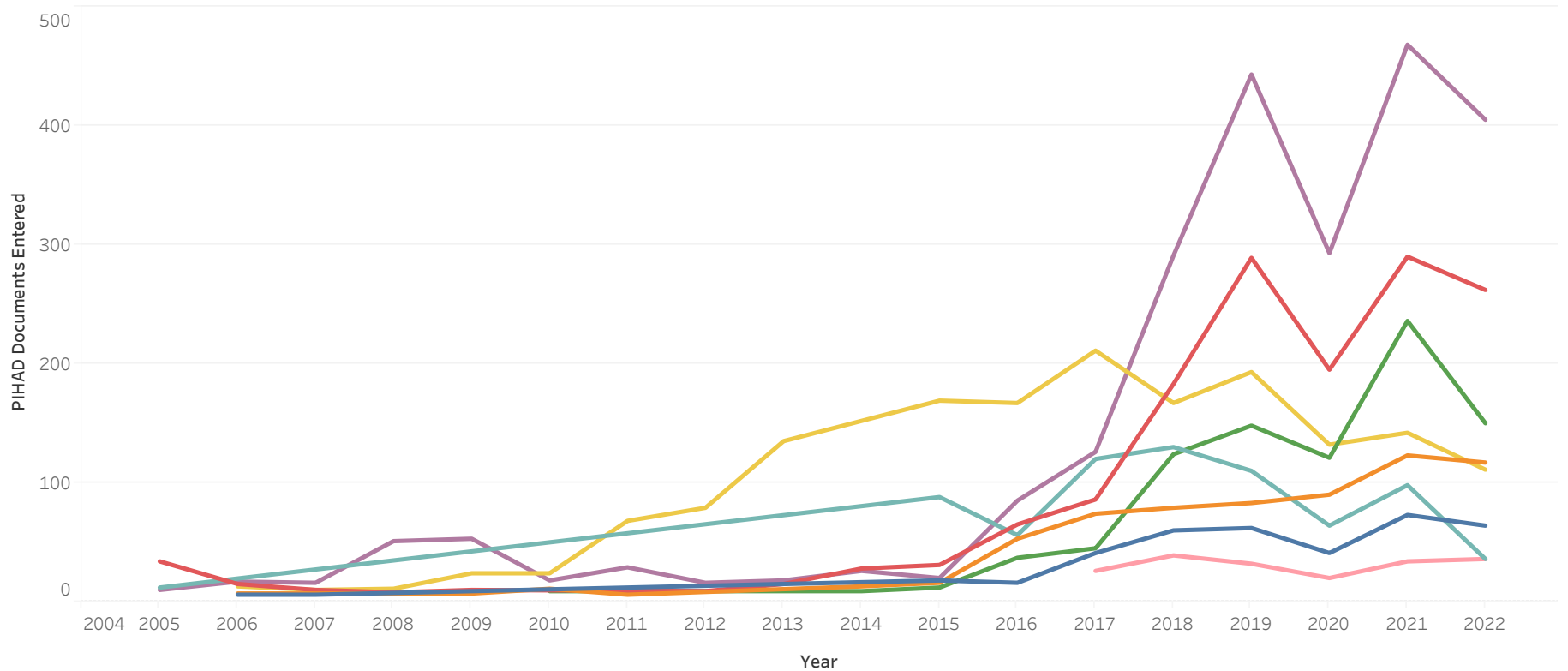


ADMINISTRATIVE OFFICE OF THE COURTS  
Research and Statistics

21\_RS2002

Casey's Law Documents Entered in Mental Health Cases  
January 1, 2004 to December 31, 2022 Statewide

Verified Petition for Involuntary Treatment (PIHAD)



Judicial Region

- 1 - Purchase
- 2 - Green River
- 3 - Cumberland
- 4 - Metro
- 5 - Bluegrass
- 6 - Northern
- 7 - Mountain
- 8 - Fayette

Statistical Analyses Considerations:

\*The statistics presented are based on data collected from the CourtNet database.

\*A single case may contain more than one document and an individual may be party to one or more cases during any period of time.

\*Any statistic of five or fewer cases is hidden in this report. All such statistics should be interpreted as "Zero to Five Cases." Such hidden cases are calculated in any totals/subtotals if the totals/subtotals equate to six or more cases.

Date of Query:  
10/12/2023



**ADMINISTRATIVE OFFICE OF THE COURTS**  
**Research and Statistics**

21\_RS2002

**Casey's Law Documents Entered in Mental Health Cases**  
**January 1, 2004 to December 31, 2022 Statewide**

**Verified Petition for Involuntary Treatment (PIHAD)**

Judicial Region		2005	2006	2007	2008	2009	2010	2011	2012	2013	2014	2015	2016	2017	2018	2019	2020	2021	2022	Grand Total
1 - Purchase	Cases		6	6								17	16	41	60	62	40	73	64	<b>384</b>
	Documents		6	6								18	16	41	60	62	41	73	64	<b>387</b>
2 - Green River	Cases		7			6	8	6			12	14	50	71	76	79	81	111	103	<b>624</b>
	Documents		7			7	11	6			13	16	53	74	79	83	90	123	117	<b>679</b>
3 - Cumberland	Cases	27	11	7	8	10			9	15	26	31	65	77	173	276	180	280	249	<b>1,443</b>
	Documents	34	15	10	8	10			9	15	28	31	65	86	183	289	195	290	262	<b>1,530</b>
4 - Metro	Cases	6										43	28	60	65	55	32	49	18	<b>356</b>
	Documents	12										88	56	120	130	110	64	98	36	<b>714</b>
5 - Bluegrass	Cases						8		9		9	12	36	45	123	146	119	235	149	<b>891</b>
	Documents						9		9		9	12	37	45	124	148	121	236	150	<b>900</b>
6 - Northern	Cases		13	10	11	24	23	68	79	135	152	169	166	211	167	193	128	141	109	<b>1,794</b>
	Documents		13	10	11	24	24	68	79	135	152	169	167	211	167	193	132	142	111	<b>1,808</b>
7 - Mountain	Cases	10	17	16	51	53	18	29	16	18	24	19	85	125	291	440	292	467	404	<b>2,375</b>
	Documents	10	17	16	51	53	18	29	16	18	26	20	85	126	291	443	293	468	405	<b>2,385</b>
8 - Fayette	Cases													19	26	32	20	34	36	<b>167</b>
	Documents													26	39	32	20	34	36	<b>187</b>
<b>Grand Total</b>	Cases	<b>43</b>	<b>54</b>	<b>39</b>	<b>70</b>	<b>93</b>	<b>57</b>	<b>103</b>	<b>113</b>	<b>168</b>	<b>223</b>	<b>305</b>	<b>446</b>	<b>649</b>	<b>981</b>	<b>1,283</b>	<b>892</b>	<b>1,390</b>	<b>1,132</b>	<b>8,034</b>
	Documents	<b>56</b>	<b>58</b>	<b>42</b>	<b>70</b>	<b>94</b>	<b>62</b>	<b>103</b>	<b>113</b>	<b>168</b>	<b>228</b>	<b>354</b>	<b>479</b>	<b>729</b>	<b>1,073</b>	<b>1,360</b>	<b>956</b>	<b>1,464</b>	<b>1,181</b>	<b>8,590</b>

Statistical Analyses Considerations:

\*The statistics presented are based on data collected from the CourtNet database.

\*A single case may contain more than one document and an individual may be party to one or more cases during any period of time.

\*Any statistic of five or fewer cases is hidden in this report. All such statistics should be interpreted as "Zero to Five Cases." Such hidden cases are calculated in any to..

Date of Query:  
10/12/2023

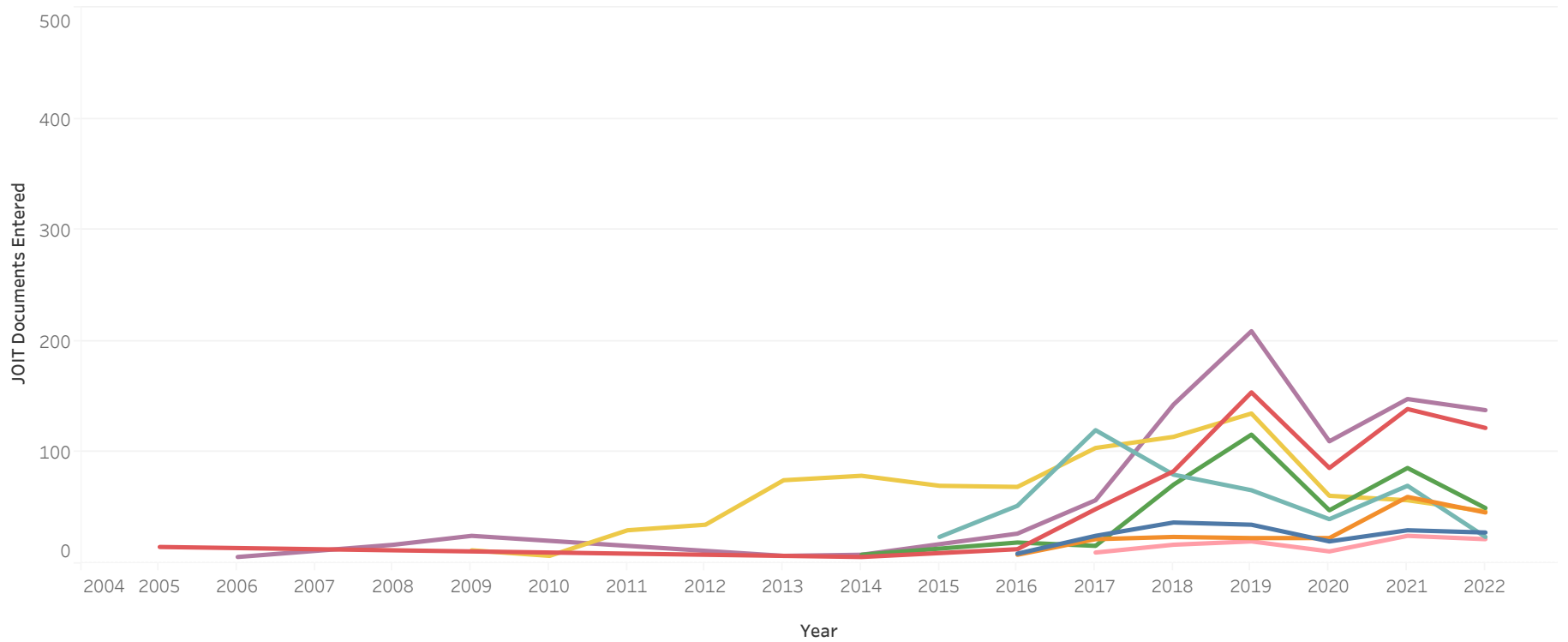


ADMINISTRATIVE OFFICE OF THE COURTS  
Research and Statistics

21\_RS2002

Casey's Law Documents Entered in Mental Health Cases  
January 1, 2004 to December 31, 2022 Statewide

Judgment and Order for Involuntary Treatment (JOIT)



Judicial Region

- 1 - Purchase
- 2 - Green River
- 3 - Cumberland
- 4 - Metro
- 5 - Bluegrass
- 6 - Northern
- 7 - Mountain
- 8 - Fayette

Statistical Analyses Considerations:

\*The statistics presented are based on data collected from the CourtNet database.

\*A single case may contain more than one document and an individual may be party to one or more cases during any period of time.

\*Any statistic of five or fewer cases is hidden in this report. All such statistics should be interpreted as "Zero to Five Cases." Such hidden cases are calculated in any totals/subtotals if the totals/subtotals equate to six or more cases.

Date of Query:

10/12/2023

Page 3 of 10



**ADMINISTRATIVE OFFICE OF THE COURTS**  
**Research and Statistics**

21\_RS2002

**Casey's Law Documents Entered in Mental Health Cases**  
**January 1, 2004 to December 31, 2022 Statewide**

**Judgment and Order for Involuntary Treatment (JOIT)**

Judicial Region		2005	2006	2008	2009	2010	2011	2012	2013	2014	2015	2016	2017	2018	2019	2020	2021	2022	Grand Total
1 - Purchase	Cases											8	18	33	29	18	23	23	148
	Documents											9	25	37	35	20	30	28	184
2 - Green River	Cases											8	19	22	18	18	46	33	158
	Documents											8	22	24	23	23	60	46	206
3 - Cumberland	Cases	8								6		12	38	69	129	72	112	104	541
	Documents	15								6		13	49	83	154	86	139	122	667
4 - Metro	Cases										11	18	42	40	32	20	35	12	205
	Documents										24	52	120	80	66	40	70	24	476
5 - Bluegrass	Cases									7		15	13	58	79	46	82	44	330
	Documents									8		19	16	71	116	48	86	50	414
6 - Northern	Cases				12	7	29	34	70	78	65	66	87	87	112	54	53	43	770
	Documents				12	7	30	35	75	79	70	69	104	114	135	61	57	47	895
7 - Mountain	Cases		6	16	23				7	8		25	48	120	172	94	127	119	716
	Documents		6	17	25				7	8		27	57	143	209	110	148	138	895
8 - Fayette	Cases												10	15	14	7	19	18	78
	Documents												10	17	20	11	25	22	105
<b>Grand Total</b>	Cases	<b>8</b>	<b>6</b>	<b>16</b>	<b>35</b>	<b>7</b>	<b>29</b>	<b>34</b>	<b>77</b>	<b>99</b>	<b>76</b>	<b>152</b>	<b>275</b>	<b>444</b>	<b>585</b>	<b>329</b>	<b>497</b>	<b>396</b>	<b>2,946</b>
	Documents	<b>15</b>	<b>6</b>	<b>17</b>	<b>37</b>	<b>7</b>	<b>30</b>	<b>35</b>	<b>82</b>	<b>101</b>	<b>94</b>	<b>197</b>	<b>403</b>	<b>569</b>	<b>758</b>	<b>399</b>	<b>615</b>	<b>477</b>	<b>3,842</b>

Statistical Analyses Considerations:

\*The statistics presented are based on data collected from the CourtNet database.

\*A single case may contain more than one document and an individual may be party to one or more cases during any period of time.

\*Any statistic of five or fewer cases is hidden in this report. All such statistics should be interpreted as "Zero to Five Cases." Such hidden cases are calculated in any totals/subtotals if the totals/subtotals equate to six or more cases.

Date of Query:  
10/12/2023

Page 4 of 10

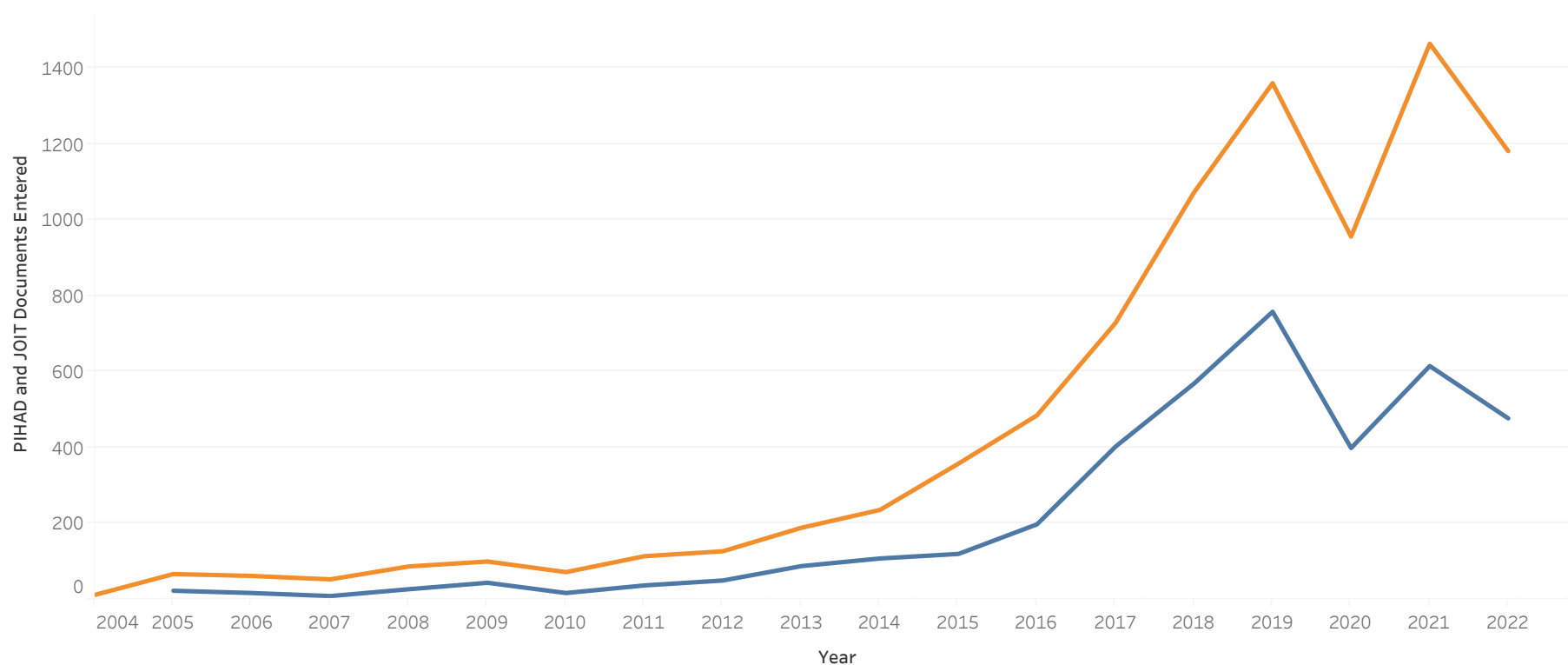


ADMINISTRATIVE OFFICE OF THE COURTS  
Research and Statistics

21\_RS2002

Casey's Law Documents Entered in Mental Health Cases  
January 1, 2004 to December 31, 2022 Statewide

Verified Petition for Involuntary Treatment (PIHAD) and Judgment and Order for Involuntary Treatment (JOIT)



Document Type

- PIHAD
- JOIT

Statistical Analyses Considerations:

\*The statistics presented are based on data collected from the CourtNet database.

\*A single case may contain more than one document and an individual may be party to one or more cases during any period of time.

\*Any statistic of five or fewer cases is hidden in this report. All such statistics should be interpreted as "Zero to Five Cases." Such hidden cases are calculated in any totals/subtotals if the totals/subtotals equate to six or more cases.

Date of Query:  
10/12/2023

Page 5 of 10



ADMINISTRATIVE OFFICE OF THE COURTS  
Research and Statistics

Casey's Law Documents Entered in Mental Health Cases  
January 1, 2004 to December 31, 2022 Statewide

Verified Petition for Involuntary Treatment (PIHAD) and Judgment and Order for  
Involuntary Treatment (JOIT)

Judicial Region	County	PIHAD		JOIT	
		Cases	Documents	Cases	Documents
1 - Purchase	BALLARD	6	6		
	CALDWELL	10	10		6
	CALLOWAY	25	25	10	11
	CARLISLE				
	CHRISTIAN	30	30	16	16
	CRITTENDEN				
	FULTON				
	GRAVES	30	30	14	16
	HENDERSON	96	98	34	53
	HICKMAN				
	HOPKINS	68	68	24	27
	LIVINGSTON	8	8	6	7
	LYON	9	10	7	9
	MARSHALL	22	22		
	MCCRACKEN	49	50	18	21
	MCLEAN	19	19	12	16
	MUHLENBERG	8	8		
	TRIGG	8	8	6	6
	UNION	6	6		
	WEBSTER	7	7		
	<b>Total</b>	<b>412</b>	<b>416</b>	<b>165</b>	<b>202</b>
2 - Green River	ALLEN				
	BARREN	67	68	31	33
	BRECKINRIDGE	25	25	12	15
	BULLITT	116	116	20	21
	BUTLER	7	7		
	DAVISS	86	86	12	12
	EDMONSON				
	GRAYSON	66	66	28	38
	HARDIN	51	102	21	46
	HART	20	23		
	LARUE	10	10		
	LOGAN	23	23	9	12
	MEADE	8	8		

\*The statistics presented are based on data collected from the CourtNet database.

\*A single case may contain more than one document and an individual may be party to one or more cases during any period of time.

\*Any statistic of five or fewer cases is hidden in this report. All such statistics should be interpreted as "Zero to Five Cases."

Such hidden cases are calculated in any totals/subtotals if the totals/subtotals equate to six or more cases.





**ADMINISTRATIVE OFFICE OF THE COURTS**  
**Research and Statistics**

**Casey's Law Documents Entered in Mental Health Cases**  
**January 1, 2004 to December 31, 2022 Statewide**

**Verified Petition for Involuntary Treatment (PIHAD) and Judgment and Order for  
 Involuntary Treatment (JOIT)**

Judicial Region	County	PIHAD		JOIT	
		Cases	Documents	Cases	Documents
2 - Green River	METCALFE				
	OHIO	14	16		
	SIMPSON	9	9		
	TODD	18	18		
	WARREN	107	107	14	18
	<b>Total</b>	<b>640</b>	<b>697</b>	<b>170</b>	<b>222</b>
3 - Cumberland	ADAIR	71	71	47	66
	BELL	68	68	7	7
	CASEY	10	10		6
	CLAY	191	193	84	98
	CLINTON	12	12		
	CUMBERLAND				
	GREEN	25	25	11	16
	HARLAN	242	243	89	93
	JACKSON	57	57	24	30
	KNOX	83	83	38	42
	LAUREL	51	51	14	14
	LESLIE	55	55	21	25
	MARION	40	40	15	15
	MCCREARY	27	27	12	13
	MONROE				
	NELSON	126	128	29	30
	PULASKI	104	107	22	22
	ROCKCASTLE	35	35		
	RUSSELL	41	43	15	16
	TAYLOR	80	81	43	55
WASHINGTON	16	16		6	
WAYNE	35	35	25	26	
WHITLEY	76	152	49	102	
<b>Total</b>	<b>1,454</b>	<b>1,541</b>	<b>565</b>	<b>694</b>	
4 - Metro	JEFFERSON	367	738	207	480
	<b>Total</b>	<b>367</b>	<b>738</b>	<b>207</b>	<b>480</b>
5 - Bluegrass	BOURBON	15	15	8	8
	BOYLE	22	23	8	8

\*The statistics presented are based on data collected from the CourtNet database.

\*A single case may contain more than one document and an individual may be party to one or more cases during any period of time.

\*Any statistic of five or fewer cases is hidden in this report. All such statistics should be interpreted as "Zero to Five Cases."

Such hidden cases are calculated in any totals/subtotals if the totals/subtotals equate to six or more cases.



**ADMINISTRATIVE OFFICE OF THE COURTS**  
**Research and Statistics**

21\_RS2002

**Casey's Law Documents Entered in Mental Health Cases**  
**January 1, 2004 to December 31, 2022 Statewide**

**Verified Petition for Involuntary Treatment (PIHAD) and Judgment and Order for  
 Involuntary Treatment (JOIT)**

Judicial Region	County	PIHAD		JOIT	
		Cases	Documents	Cases	Documents
5 - Bluegrass	CLARK	122	124	51	53
	ESTILL	141	142	72	89
	FRANKLIN	68	68	15	22
	GARRARD	33	34	7	8
	JESSAMINE	91	91	35	40
	LEE	41	41	6	6
	LINCOLN	27	27	12	15
	MADISON	217	220	80	119
	MERCER	35	36	17	28
	OWSLEY	36	36	7	8
	SCOTT	47	47	20	20
	WOODFORD	15	15	8	9
		<b>Total</b>	<b>910</b>	<b>919</b>	<b>346</b>
6 - Northern	ANDERSON	50	51	24	24
	BOONE	421	425	140	204
	BRACKEN	19	19	10	10
	CAMPBELL	333	334	150	167
	CARROLL	18	18	8	10
	FLEMING				
	GALLATIN	19	19		
	GRANT	50	53	21	24
	HARRISON	44	44	28	41
	HENRY	25	25	6	6
	KENTON	601	603	314	331
	MASON	38	39	10	11
	NICHOLAS	6	6		
	OLDHAM	21	23	8	10
	OWEN	19	19	8	8
	PENDLETON	49	49	22	24
	ROBERTSON				
	SHELBY	59	59	21	22
SPENCER	18	18	8	10	
	TRIMBLE				
	<b>Total</b>	<b>1,799</b>	<b>1,813</b>	<b>786</b>	<b>911</b>

\*The statistics presented are based on data collected from the CourtNet database.

\*A single case may contain more than one document and an individual may be party to one or more cases during any period of time.

\*Any statistic of five or fewer cases is hidden in this report. All such statistics should be interpreted as "Zero to Five Cases."

Such hidden cases are calculated in any totals/subtotals if the totals/subtotals equate to six or more cases.



ADMINISTRATIVE OFFICE OF THE COURTS  
Research and Statistics

21\_RS2002

Casey's Law Documents Entered in Mental Health Cases  
January 1, 2004 to December 31, 2022 Statewide

Verified Petition for Involuntary Treatment (PIHAD) and Judgment and Order for  
Involuntary Treatment (JOIT)

Judicial Region	County	PIHAD		JOIT	
		Cases	Documents	Cases	Documents
7 - Mountain	BATH	48	48	34	55
	BOYD	100	101	24	28
	BREATHITT	103	103	23	25
	CARTER	37	37	19	23
	ELLIOTT	9	9		
	FLOYD	194	197	16	16
	GREENUP	11	11	7	8
	JOHNSON	77	77	25	26
	KNOTT	213	215	50	60
	LAWRENCE	53	53	13	13
	LETCHER	252	252	45	46
	LEWIS	18	18		
	MAGOFFIN	47	47	21	24
	MARTIN	54	55	17	18
	MENIFEE	25	25	11	11
	MONTGOMERY	142	143	80	120
	MORGAN	11	11		
	PERRY	237	237	111	120
	PIKE	217	219	54	58
	POWELL	352	352	143	212
ROWAN	112	112	24	30	
WOLFE	64	64	11	14	
	<b>Total</b>	<b>2,376</b>	<b>2,386</b>	<b>730</b>	<b>909</b>
8 - Fayette	FAYETTE	191	215	84	113
	<b>Total</b>	<b>191</b>	<b>215</b>	<b>84</b>	<b>113</b>
<b>Grand Total</b>		<b>8,149</b>	<b>8,725</b>	<b>3,053</b>	<b>3,964</b>

\*The statistics presented are based on data collected from the CourtNet database.

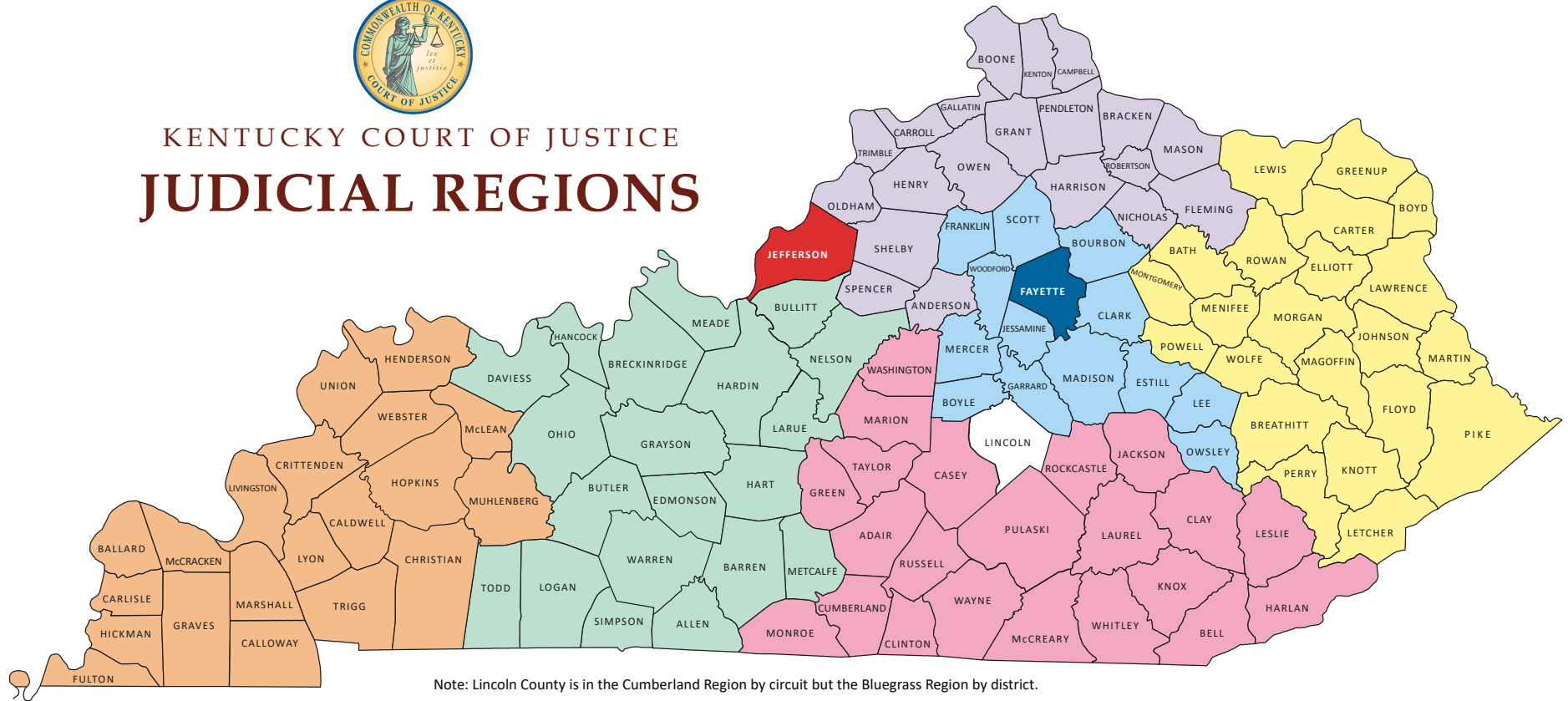
\*A single case may contain more than one document and an individual may be party to one or more cases during any period of time.

\*Any statistic of five or fewer cases is hidden in this report. All such statistics should be interpreted as "Zero to Five Cases."

Such hidden cases are calculated in any totals/subtotals if the totals/subtotals equate to six or more cases.



# KENTUCKY COURT OF JUSTICE JUDICIAL REGIONS



Note: Lincoln County is in the Cumberland Region by circuit but the Bluegrass Region by district.

**1 - Purchase Region**

Chief Regional Circuit Judge - C. Rene' Williams  
 Vice Chief Regional Circuit Judge - Brian W. Wiggins  
 Chief Regional District Judge - Hunter B. Whitesell II  
 Vice Chief Regional District Judge - J. Foster Cotthoff

**2 - Green River Region**

Chief Regional Circuit Judge - Kelly Mark Easton  
 Vice Chief Regional Circuit Judge - John T. Alexander  
 Chief Regional District Judge - C. Derek Reed  
 Vice Chief Regional District Judge - Kimberly W. Shumate

**3 - Cumberland Region**

Chief Regional Circuit Judge - Gregory A. Lay  
 Vice Chief Regional Circuit Judge - David L. Williams  
 Chief Regional District Judge - Jeffrey Scott Lawless  
 Vice Chief Regional District Judge - Michael Loy

**4 - Metro Region**

Chief Regional Circuit Judge - Angela McCormick Bisig  
 Chief Regional District Judge - Annette Karem  
 Vice Chief Regional District Judge - Erica Williams

**5 - Bluegrass Region**

Chief Regional Circuit Judge - Hunter Daugherty  
 Vice Chief Regional Circuit Judge - Nora J. Shepherd  
 Chief Regional District Judge - Mary Jane Phelps  
 Vice Chief Regional District Judge - Janet C. Booth

**6 - Northern Region**

Chief Regional Circuit Judge - Gregory Bartlett  
 Vice Chief Regional Circuit Judge - Charles R. Hickman  
 Chief Regional District Judge - Karen A. Thomas  
 Vice Chief Regional District Judge - Elizabeth A. Chandler

**7 - Mountain Region**

Chief Regional Circuit Judge - Eddy Coleman  
 Vice Chief Regional Circuit Judge - Kim Cornett Childers  
 Chief Regional District Judge - Eric D. Hall  
 Vice Chief Regional District Judge - H. Rupert Wilhoit III

**8 - Fayette Region**

Chief Regional Circuit Judge - Kimberly Nell Bunnell  
 Vice Chief Regional Circuit Judge - Lucinda Masterton  
 Chief Regional District Judge - T. Bruce Bell  
 Vice Chief Regional District Judge - Joseph T. Bouvier