



DSI OVERRIDES AND INTAKE ACTIONS 1/1/2021 – 9/4/2022 BY INTAKE ACTION, OVERRIDE REASON, OUTCOME & RACE/ETHNICITY -CHILDREN WITH INTAKE ACTIONS: RELEASED BY CDW & EXTENSION OF DETENTION-

September 5, 2022

Statistics Request Overall Description

On August 11, Research and Statistics received a request for a report to cover the following information to be used in a presentation on the FJS Detention Screening Instrument (DSI) for an upcoming JDAI meeting on September 8th:

1. The number of DSI submissions by county during CY 2021 and YTD 2022
2. The number of DSI submissions which resulted in an override
3. Count of the reasons cited for overrides taking place

AOC CDWCMS, the case management and information system used by AOC Court Designated Workers, was queried for intake actions January 1, 2021 through September 4, 2022 including information about the DSI submissions for these complaints.

1. The number of DSI Submissions per intake action.
2. The recommendation of the tool (release, alternative, detain) does not match the intake action (released by CDW, extension of detention) broken down by race
3. Override Reason

Statistical Table (22_CDW7001)

This report displays counts of intake actions between 1/1/2021 – 12/31/2021, limited to complaints per intake action Released by CDW and Extension of Detentions during the timeframe, Statewide.

Page 1: Figure 1 is a pair of horizontal bar graphs that display a percentage and count of all complaints per intake action and CY. Table 1 displays the same information from Figure 1 but is presented in table format.

Page 2: Figure 2 is a pair of horizontal bar graphs that display a percentage and count of complaints per intake action (Detain or Release) and DSI Override Status, broken down by Calendar year, with a summary for the entire date range below. Complaints having a DSI Override are highlighted in red. A table version (Table 2) of the data displayed in Figure 2.

Page 3: Figure 3 is a horizontal bar graph that displays a count of complaints grouped by DSI Recommendation, DSI Recommendation and DSI Override (Y/N) and sorted by calendar year.

DSI OVERRIDES AND INTAKE ACTIONS 1/1/2021 – 9/4/2022 BY INTAKE ACTION, OVERRIDE REASON, OUTCOME & RACE/ETHNICITY

-CHILDREN WITH INTAKE ACTIONS: RELEASED BY CDW & EXTENSION OF DETENTION-

Statistical Table (22_CDW7001)

Complaints are color coded by Outcome Group. A table version (Table 3) of the data displayed in Figure 3.

Page 4: Figure 4 is a horizontal bar graph that displays the percentage of youth having DSI Overrides (Yes), grouped by calendar year, DSI Recommendation, Outcome, and Race/Ethnicity. A table version (Table 4) of the data displayed in Figure 4.

Page 5: Table 5 Provides the complaints and distinct count of youth with DSI Overrides (Yes), grouped by DSI Recommendation, Outcome, and Override Reason recorded for each, and sorted by calendar year.

Statistical Analysis Considerations

- The statistical information presented is a snapshot in time as of the run date.
- Complaint counts do not equal a count of juveniles since a juvenile may have multiple complaints.
- Counts of DSI submissions do not equal a count of youth, since a youth may have multiple DSI forms.
- Calendar Year 2022+ includes January 1st through September 4th.
- To protect the identities of individuals associated with confidential records, this report conceals any instances in which five or fewer cases would have been reported. Blank data points should be considered to reflect “zero to five cases”. Any cases hidden in this manner are included in totals or subtotals provided that these totals or subtotals include six or more cases themselves.

Data Element/Field/Variable Requested

Database	Data Element/Field/Variable	Description/Definition
CDW_CMS	CY	The calendar year a youth was taken into custody (CY 2021-2022 as of 9/4/2022 only).
	Intake Action	Custody or release action taken following intake of a juvenile. The actions indicate whether the child was taken into custody, released by either the CDW or peace officer, or detention was extended. (This report is limited to Extension of Detention and Child Released by CDW only).
	Detention Screening Instrument (DSI)	A risk screening tool which gives a numerical score indicating a youth’s risk level based on their current charges, previous history, and a series of mitigating factors. DSI forms are completed when a child is taken into custody by law enforcement and a CDW is

**DSI OVERRIDES AND INTAKE ACTIONS 1/1/2021 – 9/4/2022 BY
INTAKE ACTION, OVERRIDE REASON, OUTCOME & RACE/ETHNICITY**

-CHILDREN WITH INTAKE ACTIONS: RELEASED BY CDW & EXTENSION OF DETENTION-

		contacted. One youth may have one or more DSI submissions, and a DSI submission may contain one or more charges.
	Complaints	Distinct count of complaints, based on the unique complaint number.
	Youth	A count of unique youth included in the complaints reported.
	DSI Submissions	A distinct count of those complaints including a DSI submission – those complaints with Intake Action of <i>Extension of Detention or Child Released by CDW</i> .
	Overrides	A distinct count of those complaints including a DSI submission and an override as defined below.
	Gender	The self-reported gender of the youth.
	Race/Ethnicity	The self-reported race and ethnicity of the youth, aggregated into four broad categories: <ul style="list-style-type: none"> • Black (Non-Hispanic or unknown ethnicity and Black race) • Hispanic (Hispanic ethnicity and any race) • White (Non-Hispanic or unknown ethnicity and White race) • Other (Non-Hispanic or unknown ethnicity and any other race or multiple races) • Unknown (Unknown ethnicity and race)
	DSI Recommendation	The recommended response for a youth based on their numerical score. Youth scoring 4 or lower are recommended for unsupervised release; youth scoring from 5-10 are recommended for supervised release (noted in the report as “Alternative”); youth scoring 11 or higher are recommended for secure detention.
	Override	A DSI submission where the judge overrode the DSI recommendation. For example, the DSI recommendation may be to detain, and the Judge may recommend release without supervision.
	Override Status	Indicates whether a complaint received an override as defined above. Complaints are identified as override if the Intake Action differs from the DSI Recommendation (i.e. release recommended and detained or vice versa), except that complaints in which the specified Override Reason was <i>Not Applicable, Release Options Available</i> , or was missing are not counted as overrides.
	Override Reason	The reason entered when the Judge overrides the DSI Recommendation. The following reasons are available for selection:

**DSI OVERRIDES AND INTAKE ACTIONS 1/1/2021 – 9/4/2022 BY
INTAKE ACTION, OVERRIDE REASON, OUTCOME & RACE/ETHNICITY**

-CHILDREN WITH INTAKE ACTIONS: RELEASED BY CDW & EXTENSION OF DETENTION-

		<ul style="list-style-type: none">• Youth requested protection in writing• No Release/Alternative Placement Options• Out of county• Out of state• No landline• HIP equipment not available• Assault with injury• Active Custody Order• Domestic Violence Related• Weapon/Firearm Involved• Youthful Offender• Mental Health Assessment/Placement• Danger to Self• Prior Record of Youth• Currently on Probation/Supervision• Has a co-defendant• Seriousness of Offense• School Offense• No Contact with Victim• Follow Rules of Home• No Contact with Co-Defendant(s)• Release Options Available• Age of the Youth• First Public Offense• Not Applicable• Other• Not a Current Resident• Electronic GPS Monitoring• Pending Court Date• Danger to Others• Flight Risk• Commitment DCBS-No Placement Options• Law Enforcement Officer Request• COVID-19 Exposure <p>Only those Override Reasons used at least six times among the reported complaints are visible in this report.</p>
--	--	--

Disclaimer Associated with KCOJ/AOC Database(s) and Element(s)

**DSI OVERRIDES AND INTAKE ACTIONS 1/1/2021 – 9/4/2022 BY
INTAKE ACTION, OVERRIDE REASON, OUTCOME & RACE/ETHNICITY**

-CHILDREN WITH INTAKE ACTIONS: RELEASED BY CDW & EXTENSION OF DETENTION-

RESEARCH AND STATISTICS DISCLAIMER for CDWCMS REQUESTS

The data from this report is provided from the Court Designated Worker program. Information received from the Court Designated Worker Program electronic case management system (CDWCMS) is subject to change(s), reprogramming, modification(s) of format and availability at the direction of the Administrative Office of the Courts (AOC), and may not at any particular moment reflect the true status of court cases due to ordinary limitation(s), delay(s) or error(s) in the system's operation.



ADMINISTRATIVE OFFICE OF THE COURTS
Research and Statistics
 DSI Override Submissions 1/1/2021 - 9/4/2022
STATEWIDE

22_CDW3176

Figure 1: DSI Submissions by Intake Action

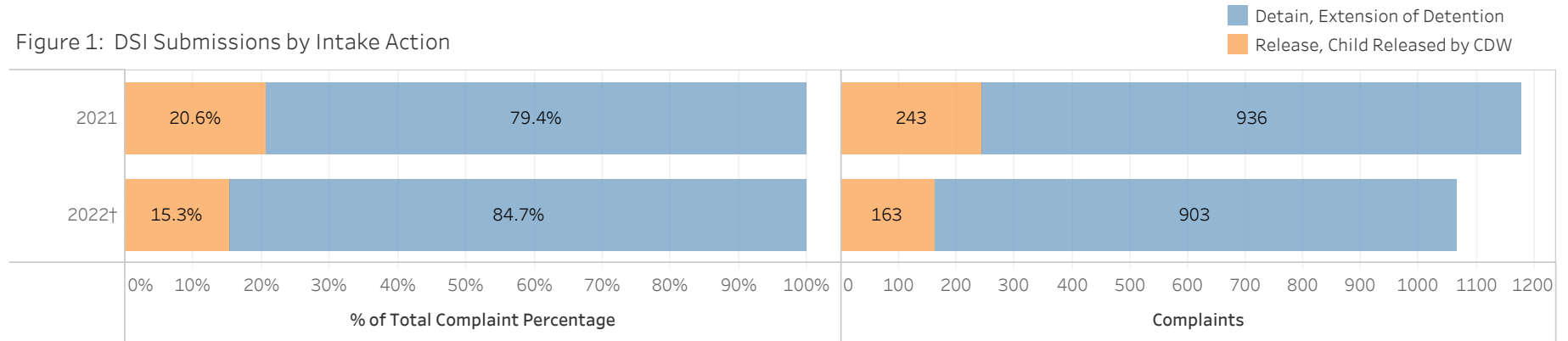


Table 1: DSI Submissions by Intake Action

	Extension of Detention			Child Released by CDW			Grand Total		
	% of Complaints	Complaints	Youth	% of Complaints	Complaints	Youth	% of Complaints	Complaints	Youth
2021	79.4%	936	816	20.6%	243	238	100.0%	1,179	1,029
2022†	84.7%	903	781	15.3%	163	162	100.0%	1,066	917
Grand Total	81.9%	1,839	1,504	18.1%	406	396	100.0%	2,245	1,832

Statistical Analysis Considerations

* Data provided from the Court Designated Workers Data System.

† Calendar Year 2022 includes January 1st through September 4th.

* Instances in which fewer than six records would appear in a cell are concealed to protect confidentiality of records. A blank cell in this report indicates "zero to five records".

Data Valid:
 9/5/2022
 Page 1 of 5



ADMINISTRATIVE OFFICE OF THE COURTS
Research and Statistics
 DSI Override Submissions 1/1/2021 - 9/4/2022
STATEWIDE

22_CDW3176

Figure 2: Percent of Complaints with DSI Override Status (Y/N) by Outcome

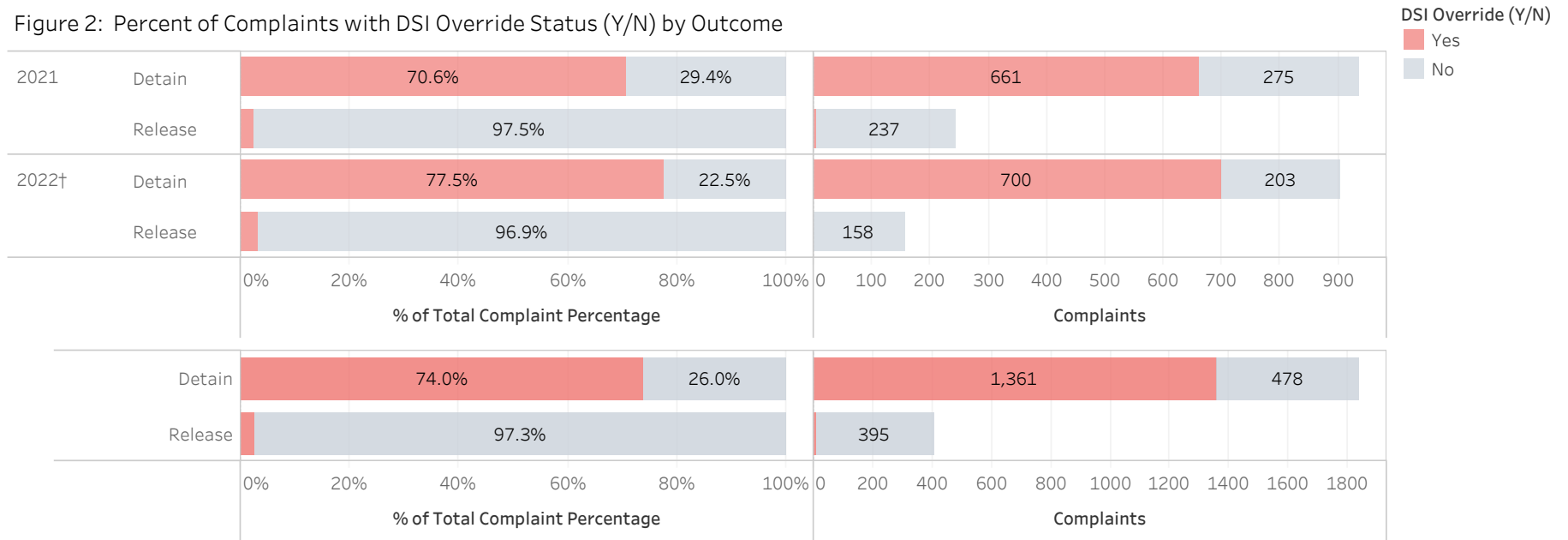


Table 2: DSI Override Information (Y/N) by Outcome

Year	DSI Override (Y/N)	Detain			Release			Grand Total		
		% of Complaints	Complaints	Youth	% of Complaints	Complaints	Youth	% of Complaints	Complaints	Youth
2021	Yes	99.1%	661	609	0.9%	6	6	100.0%	667	615
	No	53.7%	275	239	46.3%	237	232	100.0%	512	467
2022†	Yes	99.3%	700	628	0.7%	158	157	100.0%	705	633
	No	56.2%	203	181	43.8%	158	157	100.0%	361	334
Grand Total		81.9%	1,839	1,504	18.1%	406	396	100.0%	2,245	1,832

Statistical Analysis Considerations

* Data provided from the Court Designated Workers Data System.

† Calendar Year 2022 includes January 1st through September 4th.

* Instances in which fewer than six records would appear in a cell are concealed to protect confidentiality of records. A blank cell in this report indicates "zero to five records".

Data Valid:
 9/5/2022
 Page 2 of 5



ADMINISTRATIVE OFFICE OF THE COURTS
Research and Statistics
 DSI Override Submissions 1/1/2021 - 9/4/2022
STATEWIDE

Figure 3: Percent of Complaints with DSI Override Status (Y/N) by Outcome

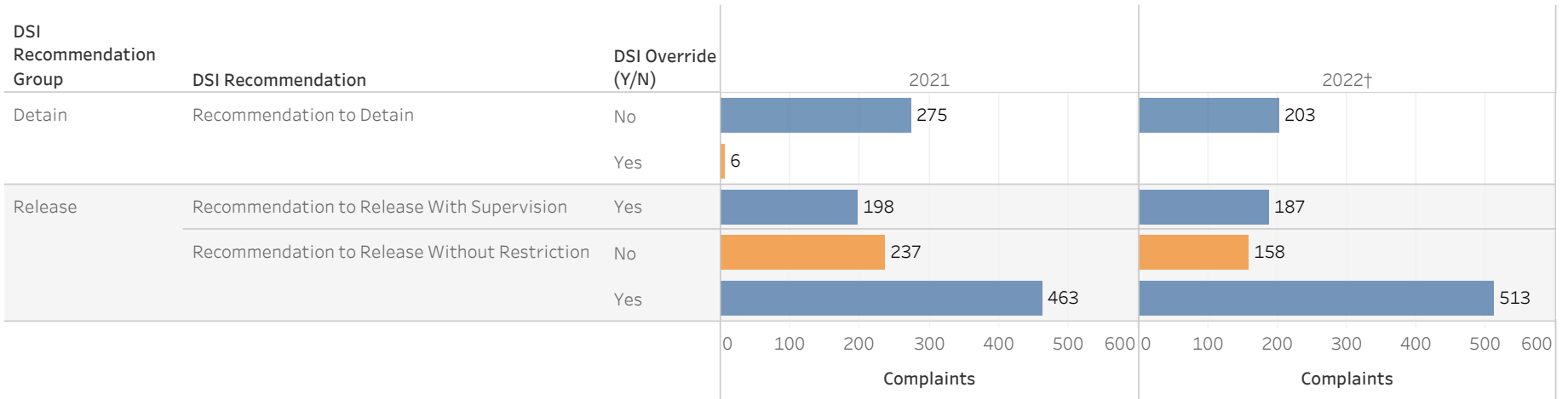


Figure 3: Percent of Complaints with DSI Override Status (Y/N) by Outcome

DSI Recommendation Group	DSI Recommendation	Outcome Group	DSI Override (Y/N)	2021		2022†	
				Complaints	Youth	Complaints	Youth
Detain	Recommendation to Detain	Detain	No	275	239	203	181
		Release	Yes	6	6		
Release	Recommendation to Release With Supervision	Detain	Yes	198	188	187	170
		Detain	Yes	463	440	513	478
	Release	No	237	232	158	157	

Statistical Analysis Considerations

* Data provided from the Court Designated Workers Data System.

† Calendar Year 2022 includes January 1st through September 4th.

* Instances in which fewer than six records would appear in a cell are concealed to protect confidentiality of records. A blank cell in this report indicates "zero to five records".



ADMINISTRATIVE OFFICE OF THE COURTS
Research and Statistics
 DSI Override Submissions 1/1/2021 - 9/4/2022
STATEWIDE

22_CDW3176

White Other Hispanic Unknown Black

Figure 4: DSI Override Status (Y) - Percent of Youth by Recommendation per Outcome and Youth's Race / Ethnicity

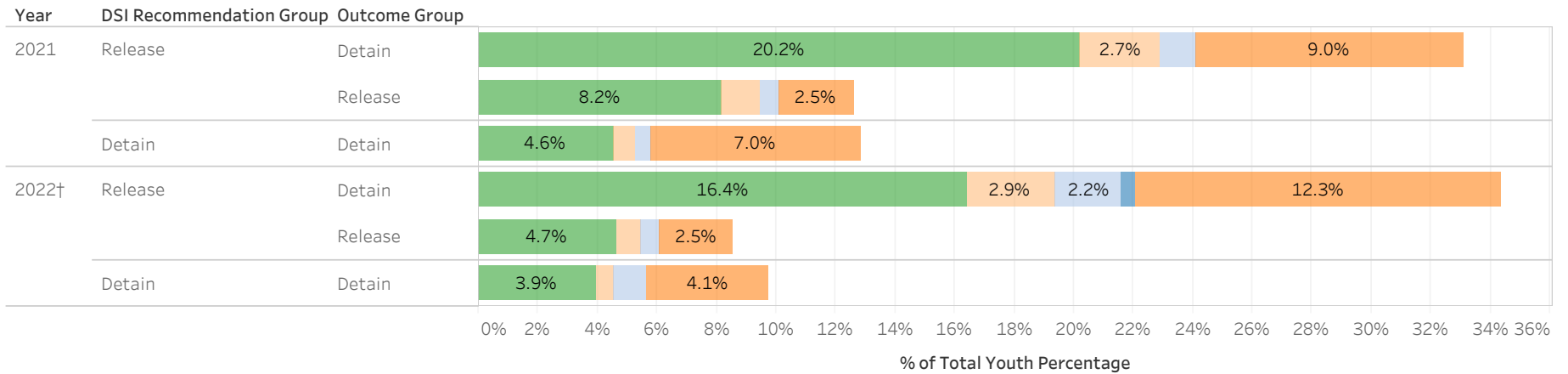


Table 4: DSI Overrides (Y) by Recommendation per Outcome by Youth's Race / Ethnicity

Year	DSI Recommendation Group	Outcome Group	White		Other		Hispanic		Unknown		Black		Grand Total	
			Youth	% of Youth	Youth	% of Youth	Youth	% of Youth	Youth	% of Youth	Youth	% of Youth	Youth	% of Youth
2021	Release	Detain	368	60.4%	50	8.2%	22	3.6%		0.7%	165	27.1%	609	100.0%
		Release	149	64.2%	24	10.3%	11	4.7%		0.9%	46	19.8%	232	100.0%
	Detain	Detain	85	35.6%	13	5.4%	11	4.6%			130	54.4%	239	100.0%
		Release		33.3%								66.7%	6	100.0%
2022†	Release	Detain	301	47.9%	53	8.4%	41	6.5%	9	1.4%	224	35.7%	628	100.0%
		Release	85	54.1%	15	9.6%	11	7.0%		0.6%	45	28.7%	157	100.0%
	Detain	Detain	73	40.3%	11	6.1%	20	11.0%		1.1%	75	41.4%	181	100.0%
		Release		60.0%				20.0%				20.0%		100.0%
Grand Total			962	52.5%	152	8.3%	101	5.5%	15	0.8%	602	32.9%	1,832	100.0%

Statistical Analysis Considerations

* Data provided from the Court Designated Workers Data System.

† Calendar Year 2022 includes January 1st through September 4th.

* Instances in which fewer than six records would appear in a cell are concealed to protect confidentiality of records. A blank cell in this report indicates "zero to five records".

Data Valid:

9/5/2022

Page 4 of 5



ADMINISTRATIVE OFFICE OF THE COURTS
Research and Statistics
 DSI Override Submissions 1/1/2021 - 9/4/2022
STATEWIDE

22_CDW3176

Table 5: Complaints with DSI Overrides (Y) by DSI Recommendation, Outcome and Override Reason

DSI Recommendation Group	Outcome Group	Override Reason	2021		2022†		Grand Total	
			Complaints	Youth	Complaints	Youth	Complaints	Youth
Release	Detain	Danger to Others	176	169	227	204	403	367
		Seriousness of Offense	64	63	78	78	142	141
		Domestic Violence Related	75	72	78	76	153	144
		Weapon/Firearm Involved	47	46	39	39	86	83
		Other	39	36	39	39	78	75
		No Release/Alternative Placement Options	42	39	49	49	91	88
		Not Applicable	28	26	30	27	58	52
		Flight Risk	33	33	36	35	69	68
		Danger to Self	26	26	17	16	43	42
		Law Enforcement Officer Request	17	16	19	18	36	33
		Active Custody Order	39	37	18	18	57	55
		Youthful Offender	15	15	18	17	33	32
		Prior Record of Youth	12	12	11	11	23	23
		Not Entered	19	19	17	14	36	33
		Currently on Probation/Supervision	13	13	14	13	27	26
		Release Options Available	8	7			11	10
		Youth requested protection in writing						
		Pending Court Date						
		Not a Current Resident						
		Mental Health Assessment/Placement						
Electronic GPS Monitoring								
COVID-19 Exposure								
Commitment DCBS-No Placement Options								
	Total		661	609	700	628	1,361	1,191
	Total		661	609	700	628	1,361	1,191
Detain	Release	Weapon/Firearm Involved						
		Other						
		Not Applicable						
		Release Options Available						
		Total		6	6			11
	Total		6	6			11	11

Statistical Analysis Considerations

* Data provided from the Court Designated Workers Data System.

† Calendar Year 2022 includes January 1st through September 4th.

* Instances in which fewer than six records would appear in a cell are concealed to protect confidentiality of records. A blank cell in this report indicates "zero to five records".

Data Valid:

9/5/2022

Page 5 of 5