



The Department of Information and Technology Services  
Research and Statistics  
1001 Vandalay Drive  
Frankfort, KY 40601  
(502) 573-2350

---

---

**DISPOSITIONS AND SENTENCES ON SPECIFIED OFFENSES DISPOSED  
1/1/2020 THROUGH 12/31/2022  
- JEFFERSON COUNTY -**

---

---

May 31, 2023

**Statistics Request Overall Description**

On April 30, 2023, Wave 3 News requested from Research and Statistics information on specified offenses of Possession of Gun by Felon disposed and sentenced CY 2020-2022, in Jefferson County.

CourtNet, which provides a summary of cases statewide, was queried for the specified charges (see supplemental list of offenses) disposed during 1/1/2020 – 12/31/2022 in Jefferson County within Circuit Criminal (CR) and District Felony (F) cases.

**Sentencing Information**

Sentence entries for each charge may consist of the Sentence Imposed, along with any amount probated, suspended, and/or conditionally discharged and/or sentenced to home incarceration.

The Net Sentence for each charge can be determined by subtracting the amounts probated, suspended, conditionally discharged, and home incarceration (Sentence Modifications) from the Sentence Imposed.

**Sentence Imposed – Sentence Modifications = Net Sentence**

Convictions of sentences with incarceration may be fully or partially suspended. When the total amount of sentence modifications is equal to the sentenced imposed, the sentence may be considered fully suspended.

The amount of incarceration time sentenced is indicated as JORP (Jail or Prison). There are additional check boxes available to specifically indicate Jail and Prison, but these are not required, may not be used consistently, and no logical constraints restrict the use of these check boxes to given amounts of incarceration time sentenced. Some prison incarceration sentences of greater than a year may be served in county jails.

Amounts of time are entered in separate fields for years, months, days, and hours. To calculate a total, these should be combined into a common unit as needed.

Factors affecting the overall remaining sentence:

1. When multiple sentences of imprisonment are imposed on a defendant for more than one (1) charge, the multiple sentence time intervals can be ordered to run concurrently or consecutively as determined by the court at the time of sentence. The concurrent/consecutive indicator does

---

---

**DISPOSITIONS AND SENTENCES ON SPECIFIED OFFENSES DISPOSED  
1/1/2020 THROUGH 12/31/2022  
- JEFFERSON COUNTY -**

---

---

not distinguish the charge(s) or case(s) the sentence was ordered to be concurrent/consecutive with.

- a. Concurrent Sentence: A sentence for a conviction that a court orders a defendant to serve simultaneously with the defendant's sentence for a different conviction. A sentence may be fully or partially concurrent.
  - b. Consecutive Sentence: A sentence for a conviction that a court orders a defendant to serve only after he has discharged a sentence for a different conviction. A sentence may be fully or partially consecutive.
2. There are additional checkboxes to capture conditional discharge time. These checkboxes are not taken into consideration within this report. These charges may be reported in the "other penalty" category.
  3. Probation violations involve conduct that violates any judicial order imposing supervision of a defendant. Violations of probation and supervised release may result in Probation Revocation: the judicial act of canceling the supervision and imposing a term of incarceration in response to the defendant violating the terms of supervision.
  4. Shock probation is a form of conditional early release from incarceration (before the full term of imprisonment expires). Upon violation of a parole condition, a parolee may be placed back in prison to complete the remainder of the sentence. (KRS 439.265)
  5. Set Aside/Vacated Sentence When a sentence for one or more charges is set aside or vacated, the sentence information is removed and can no longer be reported.
  6. Expungement of Conviction When one or more charges within a case is granted expungement, it can no longer be reported as the sentence information for these charges is removed as part of the expungement process.

### Statistical Tables (23\_RS3045 & 23\_RS3046)

#### **23\_RS3045: Supplemental list of the offenses**

Provides a list of Possession of Gun by Felon offenses queried for this report.

#### **23\_RS3046: Disposition and Sentences**

This report provides statistics on the specified charges disposed 1/1/2020 – 12/31/2022 in Jefferson County.

Pages 1-3 provides statistics on Circuit Criminal Cases (CR cases)

Pages 4-6 provides statistics on District Felony Cases (F cases)

#### **DISTRICT COURT (Felony Cases)**

#### **CIRCUIT COURT (Circuit Criminal Cases)**

**Page 1:** Provides a horizontal bar graph (**Figure 1**) and cross table (**Table 1**). The left side of the bar graph provides total charges counts per CY and the left side provides the charges grouped by Charge Disposition Category for each CY.

**Page 2:** Provides two cross tables, the first cross table (**Table 2**) provides the charges convicted with the percent of charges and distinct count of cases sorted by the highest sentence penalty per each of the convicted charges.

---

---

**DISPOSITIONS AND SENTENCES ON SPECIFIED OFFENSES DISPOSED**  
**1/1/2020 THROUGH 12/31/2022**  
**- JEFFERSON COUNTY -**

---

---

**Statistical Tables (23\_RS3045 & 23\_RS3046)**

A sentence can have more than one penalty, this table reports the charge by the first penalty criterion satisfied in the hierarchy below:

- Incarcerated Prison
- Incarcerated Jail
- Alternative Home Incarceration
- Alternative Probation
- Alternative Conditionally Discharged
- Pay Fine
- Pay Court Cost
- No Sentence
- Alternative/Other Penalty

The cross table (**Table 3**) provides the charges with jail/prison time imposed:

***Sentenced Imposed:***

The total prison/jail sentences imposed is equal to the sum of (a + b + c)

The total prison/jail net sentence is equal to the sum of (a + b)

- a. Time imposed partially suspended/probated, or conditionally discharged.
- b. Time imposed was not suspended/probated, or conditionally discharged.
- c. Time imposed totally suspended/probated, or conditionally discharged.

***Probated:*** The total charges given probation is equal to the sum of (d + e)

- d. Charges with supervised probation.
- e. Charges with unsupervised probation.

---

**Page 3: Sentence Imposed and Net Sentence by Charge Level and Class:** Provides a cross table (**Table 4**) with the “*Prison and/or Jail Sentence Imposed*” (in years) by charge level and class, including the following measures:

- Count of charges convicted.
- Mean (Average) length of time.
- Median (50<sup>th</sup> Percentile) lengths of time.

Provides a cross table (**Table 5**) with the “*Prison and/or Jail Net Sentence*” (in years) by charge level and class, including the following measures:

- Count of charges convicted.
- Mean (Average) length of time.
- Median (50<sup>th</sup> Percentile) lengths of time.

**DISTRICT COURT (Felony Cases)**

**Pages 4:** Provides a horizontal bar graph (**Figure 2**) and cross table (**Table 6**). The left side of the bar graph provides total charges counts per CY and the left side provides the charges grouped by Charge Disposition Category for each CY.

**Page 5:** Provides two cross tables, the first cross table (**Table 7**) provides the charges convicted with the percent of charges and distinct count of cases sorted by the highest sentence penalty per each of the convicted charges.

---

---

**DISPOSITIONS AND SENTENCES ON SPECIFIED OFFENSES DISPOSED**  
**1/1/2020 THROUGH 12/31/2022**  
**- JEFFERSON COUNTY -**

---

---

**Statistical Tables (23\_RS3045 & 23\_RS3046)**

A sentence can have more than one penalty, this table reports the charge by the first penalty criterion satisfied in the hierarchy below:

- Incarcerated Jail
- Alternative Home Incarceration
- Alternative Probation
- Alternative Conditionally Discharged
- Pay Fine
- Pay Court Cost
- No Sentence
- Alternative/Other Penalty

The cross table (**Table 8**) provides the charges with jail time imposed:

***Sentenced Imposed:***

The total jail sentences imposed is equal to the sum of (a + b + c)

The total jail net sentence is equal to the sum of (a + b)

- f. Time imposed partially suspended/probated, or conditionally discharged.
- g. Time imposed was not suspended/probated, or conditionally discharged.
- h. Time imposed totally suspended/probated, or conditionally discharged.

***Probated:*** The total charges given probation is equal to the sum of (d + e)

- i. Charges with supervised probation.
- j. Charges with unsupervised probation.

---

**Page 6: Jail Time Imposed by Charge Level and Class:** Provides a cross table (**Table 9**) with the “*Jail Sentence Imposed*” (in days) by charge level and class, including the following measures:

- Count of charges convicted.
- Mean (Average) length of time.
- Median (50<sup>th</sup> Percentile) lengths of time.

Provides a cross table (**Table 10**) with the “*Jail Incarceration Time*” (in days) by charge level and class, including the following measures:

- Count of charges convicted.
- Mean (Average) length of time.
- Median (50<sup>th</sup> Percentile) lengths of time.

**Statistical Analysis Considerations:**

- These statistics represent a snapshot in time as of the date the data was queried.
- The sentence information in this report represents only the sentence ordered for that *charge* and does not provide the overall punishment for the case or for the individual.
- Sentence time entered represents the sentence ordered by the court. Subsequent modifications by the Department of Corrections to the length of incarceration is not reflected in this report.
- A case may consist of one or multiple charges. The report’s count of cases represents a distinct count of case numbers, regardless of the number of charges within the case.
- Counts of cases do not necessarily represent counts of unique individuals.

**DISPOSITIONS AND SENTENCES ON SPECIFIED OFFENSES DISPOSED  
1/1/2020 THROUGH 12/31/2022  
- JEFFERSON COUNTY -**

**Statistical Tables (23\_RS3045 & 23\_RS3046)**

- Charges consist of all original and amended charges within a case.
- Factors, such as failures to appear, pre-trial diversion programs, etc. can influence the overall rate depending on whether they are included in the calculation. This report excludes the failure to appear (FTA/FTV) and diversion (DIV/PTD) disposition types.
- Charges which were disposed with an amended disposition type have been excluded, however, if amended to another offense and the new charge is disposed, that charge is included in the report and will be reflected within the CY of disposition.
- Many, but not all, charges heard in Circuit Court were previously heard in District Court and indicted by the grand jury. As such, the sum of charges in District and Circuit Court will count some indicted charges twice and totals from the two jurisdictions are presented separately.
- Most indicted charges are recorded in CourtNet as final charge dispositions in District Court and then a new case will be started in Circuit Court. Not all indictments are followed by convictions in Circuit Court, and some charges are indicted directly to Circuit Court without being preceded by a District Felony case.

**Data Variables Requested**

Database	Data Variable	Description
CourtNet	Timeframe	The timeframe for this report is July 1 through December 31 and is based on the charge disposition date.
	Charge Disposition Date	The date in which each charge was disposed. Different charges within the same case may have separate disposition dates.
	Jurisdiction	The jurisdiction in which each case was filed. This report includes Circuit and District Court jurisdictions.
	Disposition Category	Dispositions are grouped into the following categories:  <b>Convictions:</b> <ul style="list-style-type: none"> <li>○ G – Guilty</li> <li>○ GM – Guilty - Multiple Counts</li> <li>○ GSS – Guilty - Sealed Sentence</li> <li>○ PRPD – Prepaid</li> </ul> <b>Acquitted / Dismissed:</b> <ul style="list-style-type: none"> <li>○ Not Guilty</li> <li>○ Dismissal by Motion of Prosecution</li> <li>○ Dismissed</li> <li>○ Dismissed/Diverted</li> <li>○ Pre-Payable Citation Dismissed</li> <li>○ Withdrawn</li> <li>○ No True Bill Returned by Grand Jury</li> </ul>

**DISPOSITIONS AND SENTENCES ON SPECIFIED OFFENSES DISPOSED  
1/1/2020 THROUGH 12/31/2022  
- JEFFERSON COUNTY -**

**Data Variables Requested**

		<p><b>Indictment by Grand Jury/Information:</b></p> <ul style="list-style-type: none"> <li>○ Indictment by Grand Jury/Information</li> </ul> <p><b>Others:</b></p> <ul style="list-style-type: none"> <li>○ Merged</li> <li>○ No Action Taken by Grand Jury</li> <li>○ Other</li> <li>○ Remanded</li> <li>○ Transfer</li> <li>○ Enhanced</li> <li>○ Hung Jury</li> <li>○ Grand Jury</li> </ul> <p><b><u>The charge dispositions listed below were excluded:</u></b></p> <p><b>Amended:</b></p> <ul style="list-style-type: none"> <li>○ AD – Amended Down</li> <li>○ AGJ – Amended Down by Grand Jury</li> <li>○ AMEND – Amended</li> <li>○ AU – Amended Up</li> <li>○ AUGJ – Amended Up by Grand Jury</li> </ul> <p><b>Diverted:</b></p> <ul style="list-style-type: none"> <li>○ Diversion</li> <li>○ Pre-Trial Diversion</li> </ul> <p><b>FTA/FTV/AP:</b></p> <ul style="list-style-type: none"> <li>○ Administrative Procedure</li> <li>○ Failure to Appear</li> <li>○ Fugitive</li> </ul>
	Charges	A count of charges convicted with the charge disposition of Guilty, Guilty Multiple Counts (Obsolete), Guilty-Sealed Sentence (Obsolete), and Pre-Payable Citation Paid
	Cases	The total number of distinct cases including any of the charges convicted.
	Mean (Avg)	The mean (average) sentencing length in days.
	Median	Within each charge, 50% of sentences have a sentence length longer than the 50 <sup>th</sup> percentile (median) and 50% have a sentence length shorter than the 50 <sup>th</sup> percentile. The median may be a better normative indicator for an exponential distribution of sentence length than the mean.
	UOR Code	The code and description which identifies the specific offense charge brought against the defendant.

**DISPOSITIONS AND SENTENCES ON SPECIFIED OFFENSES DISPOSED  
1/1/2020 THROUGH 12/31/2022  
- JEFFERSON COUNTY -**

**Data Variables Requested**

	AOC Offense Category	A classification of criminal offenses created by Research & Statistics to identify related offenses for statistical purposes. The offenses included in this report were those within the "Rape and Kidnapping", a list of the codes is located below.
Sentencing Information	Incarcerated Jail	The total number of convictions in which the defendant was sentenced to a year or less in <b>jail</b> in which has remaining time amount of time after the subtraction of the following: probated/suspended time, conditionally discharged time, and home incarceration time. Sentence screen with only the conditionally discharged time captured in the checkbox or memo field will not be included in the calculation.
	Incarcerated Prison	The total number of convictions in which the defendant was sentenced to a year or less in <b>prison</b> in which has remaining time amount of time after the subtraction of the following: probated/suspended time, conditionally discharged time, and home incarceration time. Sentence screen with only the conditionally discharged time captured in the checkbox or memo field will not be included in the calculation.
	Sentenced Life / Death / 25 Years No Parole.	This is collected within checkboxes. This report provides only a count of charges which had a checkbox marked in the following order: <ul style="list-style-type: none"> <li>• Death Sentence</li> <li>• Life Sentence</li> <li>• 25 Years No Parole</li> </ul>

**Disclaimer Associated with KCOJ/AOC Database(s) and Element(s)**

**RESEARCH AND STATISTICS DISCLAIMER**

Information received from KYCourts/CourtNet is subject to change(s), reprogramming, modification(s) of format and availability at the direction of the Administrative Office of the Courts (AOC), and may not at any particular moment reflect the true status of court cases due to ordinary limitation(s), delay(s) or error(s) in the system's operation. The KYCourts/CourtNet database is not a real-time system. All datasets are a snapshot of case data at the time a query is run. Case counts are not counts of individuals as some persons may have multiple cases.

The AOC disclaims any warranties as to the validity of the information obtained from KYCourts/CourtNet. The recipient is solely responsible for verifying information received from KYCourts/CourtNet through the cross-referencing of official court records. The AOC shall not be liable to the recipient, or to any third party using the system or information obtained therefrom, for any damages whatsoever arising out of the use of KYCourts/CourtNet.

**RESEARCH AND STATISTICS UOR CODE DISCLAIMER**

The Kentucky State Police (KSP) assigns the Kentucky Uniform Crime Reporting Codes (UOR Codes) to criminal offenses in the Commonwealth of Kentucky. The KSP official list of UOR Codes by KRS number and descriptor can be obtained at the KSP's website at [www.kentuckystatepolice.org](http://www.kentuckystatepolice.org).

---

**DISPOSITIONS AND SENTENCES ON SPECIFIED OFFENSES DISPOSED**  
**1/1/2020 THROUGH 12/31/2022**  
**- JEFFERSON COUNTY -**

---

**Disclaimer Associated with KCOJ/AOC Database(s) and Element(s)**

The AOC assigns and maintains codes that are used within the Court of Justice Case Management System for statistical and reporting purposes. These codes are used to identify local and city ordinances, as well as codes for general administrative purposes. The AOC official list of UOR Codes with KRS number and descriptor can be obtained at the Court of Justice Website at <https://kycourts.gov/AOC/Information-and-Technology/Analytics/Pages/default.aspx> The AOC UOR Code Listing is for informational purposes only and the information is subject to change, reprogramming, modifications of format, and availability at the direction of the Administrative Office of the Courts (AOC).

A query for data based on specified charges will include each UOR code specified and possible supplemental codes. Supplemental codes (or "ASCF" codes) to any UOR code include: 1) attempt, 2) solicitation, 3) conspiracy, 4) facilitation, 5) complicity, and 6) enhancement. In total, UOR codes contain seven digits. The first six digits are specific to that charge. The seventh digit indicates if there is a supplemental code. A "0" as the seventh digit means that is the primary UOR code and it does not have a supplemental code. If there are supplemental codes, the "0" will change to a 1, 2, 3, 4, 5, or 6 (the numbering corresponds to the list above). An enhancement does not exist on all UOR codes. When a supplemental code does not appear within a dataset, charge(s) did not occur during this period. The presence of "\*obs" within the description of a UOR code indicates an obsolete UOR code. However, the code is still present within the KYCourts/CourtNet database and may still be utilized. Not every UOR code included in the query will have charges associated with it in each calendar year examined. Some cases may contain multiple charges; therefore, charge counts may exceed case counts. The number of cases cannot be inferred as the number of individuals as multiple cases may have the same defendant.

The AOC disclaims and makes no warranty, express or implied, nor assumes any legal liability or responsibility, for the validity, accuracy, correctness, or completeness of any information that is available and/or obtained through this listing. The recipient is solely responsible for verifying the accuracy of the information received from the official owner of the UOR Codes, the KSP. Furthermore, the AOC shall not be liable to the recipient, the recipient's heirs and assigns, next of kin or to any third party, for any and all claims, demands, losses or damages arising from the usage of this list and/or information contained therein.





**ADMINISTRATIVE OFFICE OF THE COURTS  
Research & Statistics**

The UOR Codes listed below were queried for the specified offense report.  
(This listing includes the base code only, the additional ASCF's are included in the query)

UOR Code	KRS	Description	Level	Class
0015060	527.020(10)	CARRY CONCEAL WEAPON BY PRIOR DEADLY WEAPON FELONY OFFENDER	Felony	D
0520200	527.020(6)	*OBS* FELON CARRYING CONCEAL DEADLY WEAPON; PRIOR D WEAP USE	Felony	D
0521960	527.040	CONVICTED FELON IN POSSESSION OF A FIREARM	Felony	D
0521970	527.040	CONVICTED FELON IN POSSESSION OF A HANDGUN	Felony	C
0521990	527.040(1)	*OBS* POSS OF FIREARM BY CONVICTED FELON	Felony	D
0522000	527.040	*OBS* POSS OF HANDGUN/FIREARM BY CONVICTED FELON	Felony	D



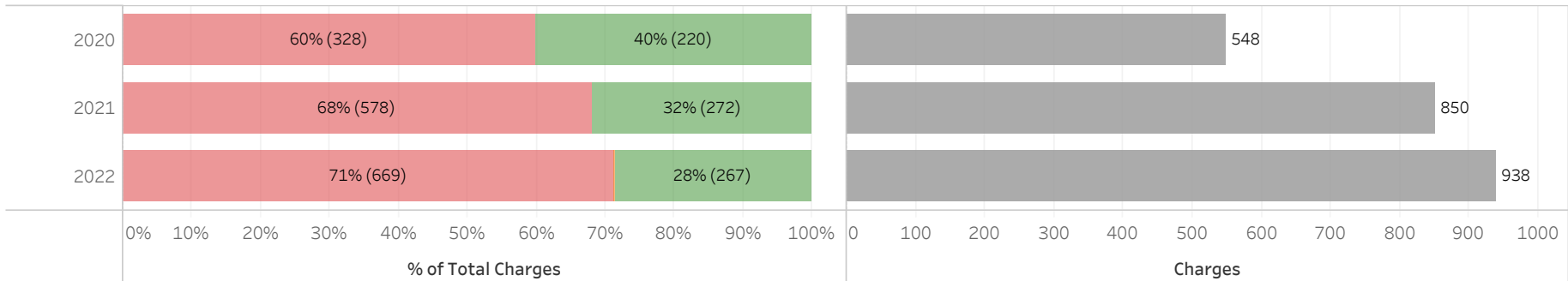
**ADMINISTRATIVE OFFICE OF THE COURTS**  
**Research and Statistics**  
 Specified Charges Disposed CY 2020 - CY 2022  
 JEFFERSON COUNTY

23\_RS3046

**CIRCUIT CRIMINAL (CR) CASES**



**Figure 1:** Percentage of Charges Disposed within Circuit Criminal (CR) Cases per Charge Disposition Type Category



**Table 1:** Charges within Circuit Criminal (CR) Cases per Charge Disposition Type Category

	Convicted		Acquitted / Dismissed		Other		Grand Total	
	Charges	% of Chgs	Charges	% of Chgs	Charges	% of Chgs	Charges	% of Chgs
2020	328	59.9%	220	40.1%			548	100.0%
2021	578	68.0%	272	32.0%			850	100.0%
2022	669	71.3%	267	28.5%	2	0.2%	938	100.0%
<b>Grand Total</b>	<b>1,575</b>	<b>67.4%</b>	<b>759</b>	<b>32.5%</b>	<b>2</b>	<b>0.1%</b>	<b>2,336</b>	<b>100.0%</b>

\* This data is provided from the CourtNet database.

\* Charges which were disposed with an amended disposition type have been excluded, however, if amended to another offense and the new charge is disposed, that charge is included in the report and will be reflected within the CY of disposition.

\* Many, but not all, charges heard in Circuit Court were previously heard in District Court and indicted by the grand jury. As such, the sum of charges in District and Circuit Court will count some indicted charges twice and totals from the two jurisdictions are presented separately.

\* Most indicted charges are recorded in CourtNet as final charge dispositions in District Court and then a new case will be started in Circuit Court. Not all indictments are followed by convictions in Circuit Court, and some charges are indicted directly to Circuit Court without being preceded by a District Felony case.



**ADMINISTRATIVE OFFICE OF THE COURTS  
Research and Statistics**

23\_RS3046

Sentence Information on Specified Charges Disposed CY 2020 - CY 2022  
JEFFERSON COUNTY

**CIRCUIT CRIMINAL (CR) CASES**

**Table 2: Charges Convicted Categorized by Highest Sentence Penalty Type Served**

	2020			2021			2022			Grand Total		
	Charges	% of Charges	Cases	Charges	% of Charges	Cases	Charges	% of Charges	Cases	Charges	% of Charges	Cases
Incarcerated Prison	167	50.9%	132	278	48.1%	233	319	47.8%	266	<b>764</b>	<b>48.5%</b>	<b>629</b>
Incarcerated Jail	30	9.1%	28	39	6.7%	37	45	6.7%	44	<b>114</b>	<b>7.2%</b>	<b>109</b>
Alternative: Probation	118	36.0%	105	230	39.8%	210	284	42.5%	256	<b>632</b>	<b>40.2%</b>	<b>571</b>
Alternative: Cond. Discharged	7	2.1%	7	25	4.3%	25	16	2.4%	16	<b>48</b>	<b>3.0%</b>	<b>48</b>
Pay Fine Amount	2	0.6%	2	2	0.3%	2				<b>4</b>	<b>0.3%</b>	<b>4</b>
No Sentence	1	0.3%	1				1	0.1%	1	<b>2</b>	<b>0.1%</b>	<b>2</b>
Alternative/Other Penalty	3	0.9%	3	4	0.7%	4	3	0.4%	3	<b>10</b>	<b>0.6%</b>	<b>10</b>
<b>Grand Total</b>	<b>328</b>	<b>100.0%</b>	<b>276</b>	<b>578</b>	<b>100.0%</b>	<b>508</b>	<b>668</b>	<b>100.0%</b>	<b>586</b>	<b>1,574</b>	<b>100.0%</b>	<b>1,368</b>

**Table 3: Charges with Prison or Jail Time Imposed**

	2020			2021			2022			Grand Total
	Prison	Jail	Total	Prison	Jail	Total	Prison	Jail	Total	
Sentence Time Imposed	280	47	<b>327</b>	502	76	<b>578</b>	592	75	<b>667</b>	<b>1,572</b>
a. Sentence Time Partially Susp/CD/HIP	0	0	<b>0</b>	0	0	<b>0</b>	0	0	<b>0</b>	<b>0</b>
b. Sentence Time No Susp/CD/HIP	167	32	<b>199</b>	280	39	<b>319</b>	320	46	<b>366</b>	<b>884</b>
Sentence Incarceration	167	32	<b>199</b>	280	39	<b>319</b>	320	46	<b>366</b>	<b>884</b>
c. Sentence Time: All Susp/CD/HIP	113	15	<b>128</b>	222	37	<b>259</b>	272	29	<b>301</b>	<b>688</b>
Sentence Probated	109	9	<b>118</b>	210	20	<b>230</b>	265	19	<b>284</b>	<b>632</b>
a. Supervised Probation Time	109	8	<b>117</b>	206	18	<b>224</b>	263	18	<b>281</b>	<b>622</b>
b. Unsupervised Probation	0	1	<b>1</b>	4	2	<b>6</b>	2	1	<b>3</b>	<b>10</b>
Home Incarceration Imposed	0	0	<b>0</b>	0	0	<b>0</b>	0	0	<b>0</b>	<b>0</b>

\* Data is provided from the CourtNet database.

\* Charges consist of all convicted charges within a case. A case may consist of one or multiple charges, the distinct count on cases counts the case only once.



**ADMINISTRATIVE OFFICE OF THE COURTS  
Research and Statistics**

23\_RS3046

Sentence Information on Specified Charges Disposed CY 2020 - CY 2022  
JEFFERSON COUNTY

**CIRCUIT CRIMINAL (CR) CASES**

**Table 4: Prison and Jail Imposed Time (in Years) by Charge Level and Class**

		Prison			Jail		
		Charges	Avg. Sentence Imposed Yrs	Median Sentence Imposed Yrs	Charges	Avg. Sentence Imposed Yrs	Median Sentence Imposed Yrs
2020	Felony C	158	6.2	5.0	3	0.8	1.0
	Felony D	122	3.6	3.0	39	1.0	1.0
	Misdemeanor A				5	1.0	1.0
	<b>Total</b>	<b>280</b>	<b>5.0</b>	<b>5.0</b>	<b>47</b>	<b>1.0</b>	<b>1.0</b>
2021	Felony C	248	6.1	5.0	6	1.0	1.0
	Felony D	251	3.8	4.0	53	1.0	1.0
	Misdemeanor A	3	7.3	5.0	17	0.9	1.0
	<b>Total</b>	<b>502</b>	<b>4.9</b>	<b>5.0</b>	<b>76</b>	<b>1.0</b>	<b>1.0</b>
2022	Felony C	330	5.9	5.0	7	1.0	1.0
	Felony D	262	3.7	4.0	59	1.0	1.0
	Misdemeanor A				9	1.0	1.0
	<b>Total</b>	<b>592</b>	<b>4.9</b>	<b>5.0</b>	<b>75</b>	<b>1.0</b>	<b>1.0</b>
<b>Grand Total</b>		<b>1,374</b>	<b>5.0</b>	<b>5.0</b>	<b>198</b>	<b>1.0</b>	<b>1.0</b>

**Table 5: Prison and Jail Incarceration Time (in Years) by Charge Level and Class**

		Incarcerated Prison			Incarcerated Jail		
		Charges	Avg. Net Incarceration Yrs	Median Net Incarceration Yrs	Charges	Avg. Net Incarceration Yrs	Median Net Incarceration Yrs
2020	Felony C	98	6.6	5.0	3	0.8	1.0
	Felony D	69	3.2	3.0	26	1.0	1.0
	Misdemeanor A				3	1.0	1.0
	<b>Total</b>	<b>167</b>	<b>5.2</b>	<b>5.0</b>	<b>32</b>	<b>1.0</b>	<b>1.0</b>
2021	Felony C	151	6.2	5.0	4	1.0	1.0
	Felony D	128	3.4	3.0	30	1.0	1.0
	Misdemeanor A	1	5.0	5.0	5	0.9	1.0
	<b>Total</b>	<b>280</b>	<b>4.9</b>	<b>5.0</b>	<b>39</b>	<b>1.0</b>	<b>1.0</b>
2022	Felony C	207	6.3	5.0	5	1.0	1.0
	Felony D	113	3.4	3.0	38	1.0	1.0
	Misdemeanor A				3	1.0	1.0
	<b>Total</b>	<b>320</b>	<b>5.3</b>	<b>5.0</b>	<b>46</b>	<b>1.0</b>	<b>1.0</b>
<b>Grand Total</b>		<b>767</b>	<b>5.1</b>	<b>5.0</b>	<b>117</b>	<b>1.0</b>	<b>1.0</b>

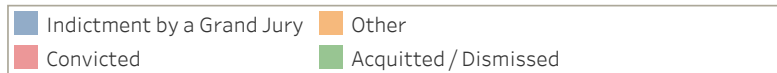
\* Data is provided from the CourtNet database.

\* Charges consist of all convicted charges within a case. A case may consist of one or multiple charges, the distinct count on cases counts the case only once.

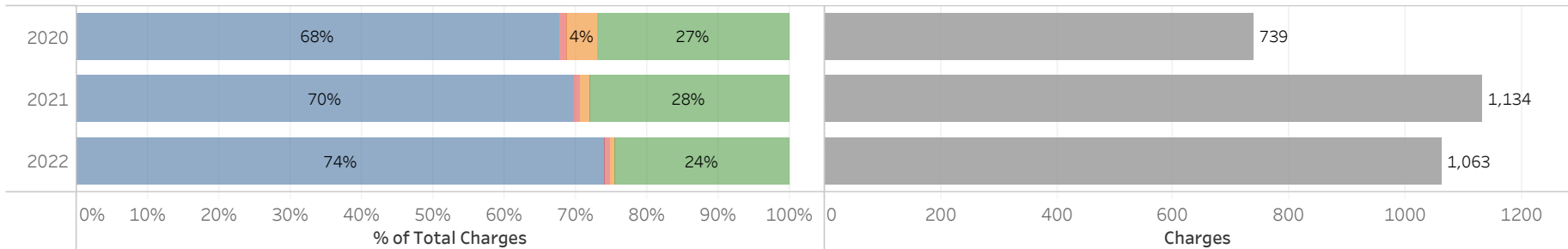


**ADMINISTRATIVE OFFICE OF THE COURTS**  
**Research and Statistics**  
 Specified Charges Disposed CY 2020 - CY 2022  
 JEFFERSON COUNTY

**DISTRICT FELONY (F) CASES**



**Figure 2:** Percent of Charges Disposed within District Felony Cases by Charge Disposition Type Category per CY



**Table 6:** Charges Disposed within District Felony Cases per Charge Disposition Type Category

	Convicted		Acquitted/Dismissed		Other		Indictment by a Grand Jury		Grand Total	
	Charges	% of Chgs	Charges	% of Chgs	Charges	% of Chgs	Charges	% of Chgs	Charges	% of Chgs
2020	8	1.1%	199	26.9%	31	4.2%	501	67.8%	739	100.0%
2021	8	0.7%	316	27.9%	17	1.5%	793	69.9%	1,134	100.0%
2022	10	0.9%	259	24.4%	6	0.6%	788	74.1%	1,063	100.0%
<b>Grand Total</b>	<b>26</b>	<b>0.9%</b>	<b>774</b>	<b>26.4%</b>	<b>54</b>	<b>1.8%</b>	<b>2,082</b>	<b>70.9%</b>	<b>2,936</b>	<b>100.0%</b>

\* This data is provided from the CourtNet database.

\* Charges which were disposed with an amended disposition type have been excluded, however, if amended to another offense and the new charge is disposed, that charge is included in the report and will be reflected within the CY of disposition.

\* Many, but not all, charges heard in Circuit Court were previously heard in District Court and indicted by the grand jury. As such, the sum of charges in District and Circuit Court will count some indicted charges twice and totals from the two jurisdictions are presented separately.

\* Most indicted charges are recorded in CourtNet as final charge dispositions in District Court and then a new case will be started in Circuit Court. Not all indictments are followed by convictions in Circuit Court, and some charges are indicted directly to Circuit Court without being preceded by a District Felony case.



ADMINISTRATIVE OFFICE OF THE COURTS

Research and Statistics

Sentence Information on Specified Charges Disposed CY 2020 - CY 2022

JEFFERSON COUNTY

DISTRICT FELONY (F) CASES

23\_RS3046

**Table 7:** Charges Convicted Categorized by Highest Sentence Penalty Type Served

	2020			2021			2022			Grand Total		
	Charges	% of Charges	Cases	Charges	% of Charges	Cases	Charges	% of Charges	Cases	Charges	% of Charges	Cases
Incarcerated Jail	1	12.5%	1							1	3.8%	1
Alternative: Home Incarceration				1	12.5%	1	1	10.0%	1	2	7.7%	2
Alternative: Probation	1	12.5%	1	1	12.5%	1				2	7.7%	2
Alternative: Cond. Discharged	4	50.0%	3	6	75.0%	6	7	70.0%	7	17	65.4%	16
Alternative/Other Penalty	2	25.0%	2				2	20.0%	2	4	15.4%	4
Grand Total	8	100.0%	7	8	100.0%	8	10	100.0%	10	26	100.0%	25

**Table 8:** Charges with Jail Time Imposed

	2020	2021	2022	Grand Total
	Jail	Jail	Jail	
Sentence Time Imposed	8	8	10	26
a. Sentence Time Partially Susp/CD/HIP	2	0	1	3
b. Sentence Time No Susp/CD/HIP	1	0	1	2
Sentence Incarceration	3	0	2	5
c. Sentence Time: All Susp/CD/HIP	5	8	8	21
Sentence Probated	2	1	0	3
a. Supervised Probation Time	2	1	0	3
b. Unsupervised Probation	0	0	0	0
Home Incarceration Imposed	0	1	1	2

\* Data is provided from the CourtNet database.

\* Charges consist of all convicted charges within a case. A case may consist of one or multiple charges, the distinct count on cases counts the case only once.



**ADMINISTRATIVE OFFICE OF THE COURTS  
Research and Statistics**

23\_RS3046

Sentence Information on Specified Charges Disposed CY 2020 - CY 2022  
JEFFERSON COUNTY

**DISTRICT FELONY (F) CASES**

**Table 9: Jail Time Imposed (in Days) by Charge Level and Class**

	2020			2021			2022			Grand Total		
	Charges	Sentence Imposed Days	Sentence Imposed Days	Charges	Sentence Imposed Days	Sentence Imposed Days	Charges	Sentence Imposed Days	Sentence Imposed Days	Charges	Sentence Imposed Days	Sentence Imposed Days
Felony C				1	365.0	365.0				<b>1</b>	<b>365.0</b>	<b>365.0</b>
Misdemeanor A	8	330.6	365.0	7	295.0	365.0	10	365.0	365.0	<b>25</b>	<b>334.4</b>	<b>365.0</b>
Grand Total	<b>8</b>	<b>330.6</b>	<b>365.0</b>	<b>8</b>	<b>303.8</b>	<b>365.0</b>	<b>10</b>	<b>365.0</b>	<b>365.0</b>	<b>26</b>	<b>335.6</b>	<b>365.0</b>

**Table 10: Jail Incarceration Time (in Days) by Charge Level and Class**

	Charges	Avg. Net Incarceration Days	Median Net Incarceration Days
2020 Misdemeanor A	3	144.3	66.0
2022 Misdemeanor A	2	189.0	189.0
Grand Total	<b>5</b>	<b>162.2</b>	<b>66.0</b>

\* Data is provided from the CourtNet database.

\* Charges consist of all convicted charges within a case. A case may consist of one or multiple charges, the distinct count on cases counts the case only once.