



The Department of Information and Technology Services
Research and Statistics
1001 Vandalay Drive
Frankfort, KY 40601
(502) 573-2350

COMPARISON OF IMPACT OF JEFFERSON COUNTY DOMESTIC VIOLENCE CHARGES ON PRETRIAL CUSTODY OUTCOMES BY RACE/ETHNICITY

INTERVIEWS INCLUDING CASES FILED IN JEFFERSON COUNTY WITH MOST RECENT BOND FY 2022

October 17, 2022

Statistics Request Overall Description

On September 2, 2022, Research & Statistics received a request for a report comparing pretrial custody outcomes of defendants by race and ethnicity as affected by the presence of specified domestic violence (DV)-related offenses in criminal cases related to that custody.

PRIM, the information system used by Pretrial Services, was queried for interview, case, bond, and charge data for any case in which the most recent bond was set during Fiscal Year (FY) 2022. Those offenses identified as domestic violence-related are those included on the attached list, which also includes the DV Offense Category into which each applicable offense was classified.

Statistical Report 22_PINS8015

The report consists of 20 pages. These pages are organized into the following related sections:

Pages 1-2: Race/Ethnicity Proportionality

Pages 3-8: Release Decisions

Pages 9-20: Time in Custody

The beginning section compares the race/ethnicity proportionality of defendants with different categories of DV offenses, compares the proportionality between defendants with and without DV offenses within each jurisdiction and by penalty level, and compares all of this to the proportionality of race/ethnicity within the adult population of Jefferson County. The second section compares the proportion of financial release decisions among these cases particularly highlighting any differences between defendants of color and white defendants. The final section presents information comparing time in custody among the different categories, comparing median days in custody and visualized as a box and whisker chart. Once more, differences between defendants of color and white defendants are highlighted.

Pages 1-2

The chart at the top of the first page presents the race/ethnicity proportion for cases including each of the specified DV Offense Categories in Circuit and District Court. The chart in the middle of the page presents the race/ethnicity proportion comparing cases with and without DV-related charges. These comparisons are grouped by Jurisdiction. The District Court cases are additionally grouped by the most serious penalty level of charges in each case. The chart at the bottom of the page includes

COMPARISON OF IMPACT OF JEFFERSON COUNTY DOMESTIC VIOLENCE CHARGES ON PRETRIAL CUSTODY OUTCOMES BY RACE/ETHNICITY

INTERVIEWS INCLUDING CASES FILED IN JEFFERSON COUNTY WITH MOST RECENT BOND FY 2022

Statistical Report 22_PINS8015

the race/ethnicity proportion of the adult population of Jefferson County¹. The second page presents the same information in crosstabulations showing the percentage of defendant race/ethnicity as well as the distinct number of Pretrial Interviews or residents.

Pages 3-8

The chart on page 3 displays the proportion by Release Decision among those cases including DV-related charges. It is grouped by Jurisdiction, DV Offense Category and compares defendants of color to white defendants. The charts on page 4 display compare Release Decision proportionality in the same manner for all cases. The chart at the top of the page is grouped by Jurisdiction/Max Level the presence/absence of DV charges and the chart on the bottom of the page is grouped only by Jurisdiction/Max Level. Pages 5-8 present the same information in cross-tabulations including percentages of cases receiving each Release Decision as well as the number of distinct pretrial interviews.

Page 5: Circuit Court cases with DV-related charges grouped by DV Offense Category

Page 6: District Court cases with DV-related charges grouped by DV Offense Category

Page 7: All cases grouped by Jurisdiction/Max Level and the presence/absence of DV-related charges.

Page 8: All cases grouped by Jurisdiction/Max Level alone.

Pages 9-20

This series begins on page 9 with a table presenting the median number of days in custody for defendants of Circuit Court cases including DV-related charges grouped by DV Offense Category comparing defendants of color and white defendants. The table on page 10 presents the same information for District Court cases. The tables on pages 11 and 12 presents median days in custody for all cases comparing defendants of color to white defendants. The table on page 11 is grouped by Jurisdiction/Max Level and the presence/absence of DV-related charges while the table on page 12 is grouped only by Jurisdiction/Max Level. On all four of these pages, cells with higher numbers of median days in custody are highlighted blue.

Pages 13-20 present the time in custody in box-and-whisker charts comparing the same categories used for comparison on previous pages.

Box and Whisker Chart: The following information is visualized within the box and whisker charts in this report:

- **Median:** The division between the two halves of the box represents the median. Values between the median and upper quartile are indicated in a lighter blue while values between the median and the lower quartile are indicated with a darker blue. Half of the interviews in

¹ 2019 Single-race Population Estimates for Ages 15 and Older Only, United States July 1st resident population by state, county, age (15 years and up), sex, single-race, and Hispanic origin, on CDC WONDER Online Database. Vintage 2017 estimates released by U.S. Census Bureau on June 25, 2020. Refer to the [data source information](#) and also [Population Estimates](#) at the Census Bureau web site. Retrieved from <https://wonder.cdc.gov/wonder/help/single-race.html#Source> on November 3, 2021.

COMPARISON OF IMPACT OF JEFFERSON COUNTY DOMESTIC VIOLENCE CHARGES ON PRETRIAL CUSTODY OUTCOMES BY RACE/ETHNICITY

INTERVIEWS INCLUDING CASES FILED IN JEFFERSON COUNTY WITH MOST RECENT BOND FY 2022

Statistical Report 22_PINS8015

the indicated category had a time in custody longer than this value and half had a time in custody shorter than this value.

- **Upper Quartile:** The upper bound (hinge) of the box is the upper or third quartile. 25% of interviews in the indicated category had a time in custody longer than this value and 75% had a lesser time in custody.
- **Lower Quartile:** The lower bound (hinge) of the box is the lower or first quartile. 75% of interviews in the indicated category had a time in custody longer than this value and 25% had a lesser time in custody.
- **1.5 x IQR Above Median:** The upper whisker represents 1.5 times the interquartile range – the range from the lower quartile to the upper quartile – above the median.
- **1.5 x IQR Below Median:** The lower whisker represents 1.5 times the interquartile range – the range from the lower quartile to the upper quartile – below the median (though this value is generally the minimum number of days per category instead – typically zero).

A dot indicates the time in custody of each reported pretrial interview. Larger dots indicate numbers of days for which greater numbers of interviews were in custody.

As with other presentations in this report, the box and whisker charts are presented to allow the comparison between defendants of color and white defendants. The additional elements included on each page are as follows:

Page 13: Circuit Court cases with DV-related charges grouped by DV Offense Category

Page 14: District Court cases with DV-related charges grouped by DV Offense Category

Page 15-18: All cases grouped by Jurisdiction/Max Level, the presence/absence of DV-related charges, and Release Decision.

Page 15: Circuit Court

Page 16: District Felony

Page 17: District Misdemeanor

Page 18: District Violation, Local Ordinance, and Other

Page 19: All cases grouped by Jurisdiction and Release Decision

Page 20: All cases grouped by Jurisdiction/Max Level and the presence/absence of DV-related charges.

Statistical Analysis Considerations:

- These statistics represent a snapshot in time of the state of the data on the date the report was generated (10/18/2022).
- A pretrial interview may include one or more cases from Circuit Court, District Court, or both. Each pretrial interview captures the time a given defendant spent in custody from the time of the earliest arrest and latest release for all related cases.
- Counts of cases do not necessarily represent counts of unique individuals, as the same individual may have multiple pretrial interviews in any given period of time.
- The category comparing defendants of color to white defendants hides the small number of cases with defendants of unknown race/ethnicity on pages 3-4.

COMPARISON OF IMPACT OF JEFFERSON COUNTY DOMESTIC VIOLENCE CHARGES ON PRETRIAL CUSTODY OUTCOMES BY RACE/ETHNICITY

INTERVIEWS INCLUDING CASES FILED IN JEFFERSON COUNTY WITH MOST RECENT BOND FY 2022

Statistical Report 22_PINS8015

- Interviews with time in custody greater than 365 days are not shown in the visualizations on pages 13-20 but are included in calculations of median, quartile, etc.

Data Variables Requested

Database	Data Variable	Description
PRIM	Charge County	The county in which a case was filed. A single pretrial interview may have cases from one or more counties. This report is limited to cases filed in Jefferson County.
	Bond Date	The date on which the most recent bond was set for a case. A single bond may apply to multiple cases within the same interview.
	Jurisdiction	The jurisdiction in which a criminal case was filed (Circuit or District Court). Interviews related to cases in both jurisdictions have custody reported separately for each jurisdiction.
	Race/Ethnicity	The race and ethnicity of the defendant of each pretrial interview, reported in the following categories: <ul style="list-style-type: none"> • Black: African American Non-Hispanic • Hispanic: Any race with Hispanic ethnicity indicated • White: Caucasian Non-Hispanic • Other: Non-Hispanic Asian, American Indian, or any race indicated as Other. • Unknown: Race missing or identified as Unknown or missing with missing, Non-Hispanic, or Ethnicity identified as Unknown.
	POC	A binary comparison between defendants of color and white defendants grouping the categories above. <ul style="list-style-type: none"> • POC: Black, Hispanic, or Other as defined above. • White: White as defined above. • Unknown: Unknown as defined above.
	Max Level	The penalty level of the most serious charge in a District Court case.

**COMPARISON OF IMPACT OF JEFFERSON COUNTY DOMESTIC
VIOLENCE CHARGES ON PRETRIAL CUSTODY OUTCOMES BY
RACE/ETHNICITY**

**INTERVIEWS INCLUDING CASES FILED IN JEFFERSON COUNTY
WITH MOST RECENT BOND FY 2022**

Data Variables Requested		
		<ul style="list-style-type: none"> • Felony: A serious criminal offense punished by at least one year of prison incarceration or death. • Misdemeanor: A criminal offense less serious than a felony punished by less than one year of confinement in a county jail. • Violation: A criminal offense punished only by a fine or penalty other than those specified above. • Local Ordinance: A criminal offense defined by a city or local ordinance, the specific penalty level of which is typically not indicated by our data. • Other: A UOR code used for administrative purposes or that does not indicate a typical criminal offense.
	DV Offense Category	Similar domestic violence-related offenses are grouped into categories for the purpose of this report. The specific offenses in each category are included in the attached offense list.
	Release Decision	<p>Using the most recent bond set for this case, similar bond types are grouped for reporting using the following categories. Cases within each jurisdiction and the same interview are classified with a single release decision using the following logic:</p> <ul style="list-style-type: none"> • If the most recent bond for any case was a Release Decision of <i>Release Not Offered</i>, the Interview/Jurisdiction Release Decision is classified <i>Release Not Offered</i>. • If the most recent bond for any case was <i>Financial</i> and none were <i>Release Not Offered</i>, the Interview/Jurisdiction Release Decision is classified <i>Financial</i>. • All others are classified as <i>Non-Financial / No Presentation</i>. <p>Non-Financial / No Presentation</p> <ul style="list-style-type: none"> • Administrative Release: The Defendant was given Administrative Release prior to any judicial hearing (see Administrative Release section above). Such bonds are identified

**COMPARISON OF IMPACT OF JEFFERSON COUNTY DOMESTIC
VIOLENCE CHARGES ON PRETRIAL CUSTODY OUTCOMES BY
RACE/ETHNICITY**

**INTERVIEWS INCLUDING CASES FILED IN JEFFERSON COUNTY
WITH MOST RECENT BOND FY 2022**

Data Variables Requested

		<p>when the bond is flagged as Administrative Release and/or the judge code 000001 is used.</p> <ul style="list-style-type: none">• Non-Financial Bond: Types of release in which no money or property must be posted prior to release.<ul style="list-style-type: none">• Release on Recognizance: The release requires only that the defendant recognize their obligation to make all court appearances, obey all laws, and comply with any other release conditions. All Administrative Releases are Releases on Recognizance.• Unsecured: Without the collection of money in advance, the bond requires that the defendant pay the indicated Bond Amount if they do not comply with all release conditions. AKA “Self-Surety”.• Surety: Without the collection of money in advance, a third party must guarantee that the Bond Amount indicated will be paid if the defendant does not comply with all release conditions.• No Probable Cause: A judge found that there was not probable cause for arrest and detention for the related case(s) and the defendant is eligible for release on recognizance for the related case(s).• 60-Day Rule: The defendant became eligible for release on recognizance for the related case(s) after 60 days of pretrial custody for charges in District Court. The bond prior to the 60-Day Rule bond is typically used to determine Release Decision and for other reporting purposes for District Court cases and the prior bond may have been financial, but the 60-Day Rule release itself is considered non-financial. Circuit Court cases for which no new bond is set may retain release on 60-Day Rule from District Court cases.
--	--	--

**COMPARISON OF IMPACT OF JEFFERSON COUNTY DOMESTIC
VIOLENCE CHARGES ON PRETRIAL CUSTODY OUTCOMES BY
RACE/ETHNICITY**

**INTERVIEWS INCLUDING CASES FILED IN JEFFERSON COUNTY
WITH MOST RECENT BOND FY 2022**

Data Variables Requested

		<ul style="list-style-type: none"> • No Judicial Presentation: No bond hearing occurred for this Interview in this Jurisdiction. (There was no matched bond entry). This typically happens in District Court cases disposed very quickly, or Circuit Court cases for which a previous bond already exists for one or more related District Court cases and is retained without modification and the defendant brought to court again by summons rather than arrest. <p>Financial Bond: Types of release in which money or property must be posted prior to release.</p> <ul style="list-style-type: none"> • Cash: The defendant must post bail of the full Bond Amount prior to release and will forfeit this amount if they violate any release conditions. • 10%: The defendant must post 10% of the indicated Bond Amount prior to release and will forfeit the full amount if they violate any release conditions. • Partially Secured or Percent Bond: The defendant must a specified percentage of the indicated Bond Amount prior to release and will forfeit the full amount if they violate any release conditions. The percentage is not recorded in PRIM apart from possibly in memos. Pretrial Services suggest that a normal amount appropriate for use in reporting purposes can be assumed to be 20%. • Property: The defendant must post property of value double that of the Bond Amount and will forfeit the property if they violate any release conditions. • Stock and Bonds: The defendant must post stock or bond (in this context, e.g. US Treasury Bonds) holdings of value equal to the Bond Amount and will forfeit these holdings if they violate any release conditions.
--	--	---

**COMPARISON OF IMPACT OF JEFFERSON COUNTY DOMESTIC
VIOLENCE CHARGES ON PRETRIAL CUSTODY OUTCOMES BY
RACE/ETHNICITY**

**INTERVIEWS INCLUDING CASES FILED IN JEFFERSON COUNTY
WITH MOST RECENT BOND FY 2022**

Data Variables Requested		
		<ul style="list-style-type: none"> • Guaranteed Arrest Bond Certificate: As defined in KRS 431.021², this certificate is accepted as surety for bail of \$200 or less. The certificate is issued by an organization to its members, and the bail amount is deposited by this organization on the defendant’s behalf. <p>Release Not Offered: Indicates that the defendant had a bond hearing and was not offered any pretrial release. (A bond type of “No Bond,” was entered).</p>
	Release Outcome	<p>An indication of the manner in which a defendant was released from pretrial custody. In this report, the release outcome is evaluated separately for each jurisdiction (Circuit or District Court) such that a single interview may have one or two Release Outcomes.</p> <p>Detained Until Disposition: Without being given pretrial release, the defendant was released upon the disposition of all cases in this interview from a given jurisdiction.</p> <p>Indictment: Indicates that pretrial custody on one or more District cases ended with an indictment to Circuit Court while the defendant was in pretrial custody. Indictment outcomes reported outside of the District-Felony group typically result from expungement or charges amended up following the initial filing of the case.</p> <p>60-Day Rule: Released after 60 days of pretrial custody on a District Court case.</p> <p>Financial Release: Types of release in which money or property must be posted prior to release.</p> <ul style="list-style-type: none"> • 10% • Cash • Guaranteed Arrest Bond Certificate • Property

² Kentucky Revised Statutes 431.021 <https://apps.legislature.ky.gov/law/statutes/statute.aspx?id=18569> Retrieved April 13, 2021

**COMPARISON OF IMPACT OF JEFFERSON COUNTY DOMESTIC
VIOLENCE CHARGES ON PRETRIAL CUSTODY OUTCOMES BY
RACE/ETHNICITY**

**INTERVIEWS INCLUDING CASES FILED IN JEFFERSON COUNTY
WITH MOST RECENT BOND FY 2022**

Data Variables Requested

		<ul style="list-style-type: none"> • Partially Secured or Percent Bond • Stock and Bonds <p>Non-Financial Release: Types of release in which no money or property must be posted prior to release.</p> <ul style="list-style-type: none"> • Release on Recognizance • Surety • Unsecured • No Probable Cause • 60-Day Rule <p>Administrative Release: Released with Administrative Release as described above. Defendants assessed as low or moderate risk; not charged with offenses identified as public safety concerns, contempt, probation violation, bail jumping, the violation of a protection order, and who have not previously violated a condition of pretrial release or failed to appear in court may be released on their own recognizance without a bond hearing. The use of this option was discretionary per judge as of 11/1/2015 and became mandatory statewide on 1/1/2017. The specific criteria for Administrative Release have changed several times since initial implementation, including many changes implemented in response to the COVID-19 pandemic.</p> <p>Indictment Summons: Indicates that a defendant already released on a District Felony case was not brought back into custody following an indictment, but that the same release conditions were maintained by the Circuit Court and the defendant was issued a summons. There is no time in custody for this outcome.</p> <p>Transfer: Indicates that pretrial custody for all cases of a given jurisdiction related to this interview had pretrial custody end when the defendant was transferred to another secure facility or to a substance use treatment facility.</p> <p>Escape/Error: Indicates that a defendant was</p>
--	--	---

**COMPARISON OF IMPACT OF JEFFERSON COUNTY DOMESTIC
VIOLENCE CHARGES ON PRETRIAL CUSTODY OUTCOMES BY
RACE/ETHNICITY**

**INTERVIEWS INCLUDING CASES FILED IN JEFFERSON COUNTY
WITH MOST RECENT BOND FY 2022**

Data Variables Requested		
		released in error or escaped.
	Time in Pretrial Custody (days)	For the cases from a single pretrial interview, the number of days from the earliest booking date (the date the defendant was booked into jail) and the date the defendant was released from jail or the present day. This number is calculated separately for each Jurisdiction such that a separate number of days in custody are calculated for Circuit and District Court within each interview. Presentations of time and custody in this report always present Circuit and District Court separately.
	Most Serious Charge Category	The category of the most serious offense within a case according to the hierarchy defined by the Court Statistics Project. ³
	AOC Offense Category	Displayed in the report as “Offense Categories” – classifies criminal offenses into categories for reporting purposes. As opposed to the Court Statistics Project category described above, the AOC Offense Category is non-hierarchical – offenses within one category are not necessarily more or less serious than those in any other category.
	Failure to Appear	Indicates that the defendant from the indicated pretrial interview failed to appear for at least one court appearance while on pretrial release on at least one related case. This is indicated in PRIM by the presence of a court appearance with a status of either <i>FTA/Financial</i> or <i>FTA/Non-Financial</i> . Recalled failures to appear or failures to appear that occurred while a defendant was in custody are not counted as Failure to Appear for the purpose of this report.
	Interviews	The number of distinct pretrial interviews. The pretrial interview is the central data unit used in PRIM, capturing any data related to a discrete period of pretrial custody for a single defendant, which may apply to one or more cases. A single defendant may have multiple pretrial interviews during any given period of time. Release outcomes

³ State Court Guide to Statistical Reporting Version

2.2.1 https://www.courtstatistics.org/data/assets/pdf_file/0026/23984/state-court-guide-to-statistical-reporting.pdf Retrieved April 13, 2021

**COMPARISON OF IMPACT OF JEFFERSON COUNTY DOMESTIC
VIOLENCE CHARGES ON PRETRIAL CUSTODY OUTCOMES BY
RACE/ETHNICITY**

**INTERVIEWS INCLUDING CASES FILED IN JEFFERSON COUNTY
WITH MOST RECENT BOND FY 2022**

Data Variables Requested

		and measurements of time in custody are captured separately for each jurisdiction (Circuit and District Court) for any interview including at least one case from each jurisdiction.
--	--	--

Disclaimer Associated with KCOJ/AOC Database(s) and Element(s)

RESEARCH AND STATISTICS DISCLAIMER for PRETRIAL SERVICES REQUESTS

The data from this report is provided from the Pretrial Services program. Information received from the Pretrial Services program's electronic case management system (PRIM) is subject to change(s), reprogramming, modification(s) of format and availability at the direction of the Administrative Office of the Courts (AOC), and may not at any particular moment reflect the true status of court cases due to ordinary limitation(s), delay(s) or error(s) in the system's operation.



The UOR Codes listed below were classified into the following Domestic Violence Offense Categories in this report

DV Murder/Rape/Sodomy

KRS	UOR Code	UOR Description	CHARGE LEVEL AND CLASS
507.020	009010	*OBS* MURDER-FAMILY-GUN	Felony A
507.020	009020	*OBS* MURDER-FAMILY-IDENTIFY WEAPON	Felony A
507.020	009151	MURDER - DOMESTIC VIOLENCE	Felony A
510.040	010993	RAPE, 1ST DEGREE - DOMESTIC VIOLENCE W/SERIOUS PHYSICAL INJU	Felony A
510.040	011014	*OBS* RAPE-1ST DEGREE-SPOUSE-GUN-INJURY	Felony A
510.040	011024	*OBS* RAPE-1ST DEGREE-SPOUSE-IDENTIFY WEAPON-INJURY	Felony A
510.040	011034	*OBS* RAPE-1ST DEGREE-SPOUSE-STRONGARM-INJURY	Felony A
510.040	010992	RAPE, 1ST DEGREE - DOMESTIC VIOLENCE	Felony B
510.040	011012	*OBS* RAPE-1ST DEGREE-SPOUSE-GUN	Felony B
510.040	011022	*OBS* RAPE-1ST DEGREE-SPOUSE-IDENTIFY WEAPON	Felony B
510.040	011032	*OBS* RAPE-1ST DEGREE-SPOUSE-STRONGARM	Felony B
510.070	011172	*OBS* SODOMY-1ST DEGREE-SPOUSE-GUN-INJURY	Felony A
510.070	011174	*OBS* SODOMY-1ST DEGREE-SPOUSE-IDENTIFY WEAPON-INJURY	Felony A
510.070	011176	*OBS* SODOMY-1ST DEGREE-SPOUSE-STRONGARM-INJURY	Felony A
510.070	011177	*OBS* SODOMY-1ST DEGREE-SPOUSE-OTHER-NO WEAPON	Felony A
510.070	011178	*OBS* SODOMY-1ST DEGREE-SPOUSE-OTHER-NO WEAPON-INJURY	Felony A
510.070	011183	SODOMY, 1ST DEG-DOMESTIC VIOLENCE W/SERIOUS PHYSICAL INJURY	Felony A
510.070	011157	*OBS* SODOMY-1ST DEGREE-SPOUSE-GUN	Felony B
510.070	011158	*OBS* SODOMY-1ST DEGREE-SPOUSE-IDENTIFY WEAPON	Felony B
510.070	011159	*OBS* SODOMY-1ST DEGREE-SPOUSE-STRONGARM	Felony B
510.070	011182	SODOMY, 1ST DEGREE, DOMESTIC VIOLENCE	Felony B

Strangulation

KRS	UOR Code	UOR Description	CHARGE LEVEL AND CLASS
508.170	013225	STRANGULATION 1ST DEGREE	Felony C
508.175	013227	STRANGULATION 2ND DEGREE	Felony D

Felony DV Assault

KRS	UOR Code	UOR Description	CHARGE LEVEL AND CLASS
508.010	013013	*OBS* ASSAULT 1ST SPOUSE ABUSE	Felony B
508.010	013015	*OBS* ASSAULT 1ST DEGREE DOMESTIC VIOLENCE	Felony B
508.010	013151	ASSAULT, 1ST DEGREE - DOMESTIC VIOLENCE	Felony B
508.020	013014	*OBS* ASSAULT 2ND SPOUSE ABUSE	Felony C
508.020	013016	*OBS* ASSAULT 2ND DEGREE DOMESTIC VIOLENCE	Felony C
508.020	013161	ASSAULT, 2ND DEGREE - DOMESTIC VIOLENCE	Felony C
508.032	000790	ASSAULT, 4TH DEGREE (DOMESTIC) 3RD OR > WITHIN 5 YRS	Felony D

Misdemeanor DV Assault

KRS	UOR Code	UOR Description	CHARGE LEVEL AND CLASS
508.025	000446	*OBS* ASSAULT 3RD DEGREE SPOUSE ABUSE	Misdemeanor A

Statistical Analysis Considerations:

* This charge list displays only base level offenses. Inchoate variants that may be applicable are not excluded, but are not displayed.

Misdemeanor DV Assault

KRS	UOR Code	UOR Description	CHARGE LEVEL AND CLASS
508.030	000433	*OBS* AGGRAVATED ASSAULT-4TH DEGREE-SPOUSE ABUSE	Misdemeanor A
508.030	000447	*OBS* AGGR ASSAULT 3RD DEG-SPOUSE ABUSE	Misdemeanor A
508.030	000786	ASSAULT, 4TH DEGREE DATING VIOLENCE (NO VISIBLE INJURY)	Misdemeanor A
508.030	000788	ASSAULT, 4TH DEGREE DATING VIOLENCE (MINOR INJURY)	Misdemeanor A
508.030	000797	ASSAULT 4TH DEGREE DOMESTIC VIOLENCE NO VISIBLE INJURY	Misdemeanor A
508.030	000798	ASSAULT 4TH DEGREE DOMESTIC VIOLENCE MINOR INJURY	Misdemeanor A
508.030	000806	*OBS* SIMPLE ASSAULT-SPOUSE ABUSE	Misdemeanor A

Protective Order Violation

KRS	UOR Code	UOR Description	CHARGE LEVEL AND CLASS
403.7529	002762	VIOLATION OF FOREIGN E.P.O./D.V.O.	Misdemeanor A
403.760	002760	*OBS* CONTEMPT OF COURT, VIOL OF EMERGENCY PROTECTVE ORDR	Misdemeanor A
403.761(11)	002757	FAIL TO WEAR/REMOVE/TAMPER WITH /DESTROY GPS MONITOR DEVICE	Felony D
403.763	002761	*OBS* VIOLATION OF EMERGENCY PROTECTIVE ORDER	Misdemeanor A
403.763	002763	VIOLATION OF KENTUCKY E.P.O./D.V.O.	Misdemeanor A
456.120	002774	VIOLATION OF FOREIGN IPO	Misdemeanor A
456.180	002770	VIOLATION OF IPO	Misdemeanor A
508.155	002764	VIOLATION OF STALKING RESTRAINING ORDER	Misdemeanor A
511.085	002759	CRIMINAL TRESPASS/DOMESTIC VIOLENCE SHELTER	Misdemeanor A
67.374(8)	002758	DIVULGING GPS MONITORING INFORMATION	Misdemeanor A

Stalking

KRS	UOR Code	UOR Description	CHARGE LEVEL AND CLASS
508.140	013242	STALKING-1ST DEGREE	Felony D
508.150	013243	STALKING-2ND DEGREE	Misdemeanor A

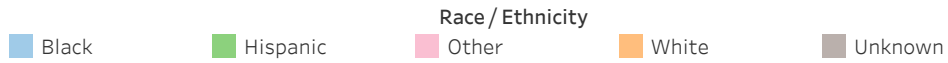
Sexual Misconduct - Spouse

KRS	UOR Code	UOR Description	CHARGE LEVEL AND CLASS
510.140	001712	SEXUAL MISCONDUCT-SPOUSE	Misdemeanor A

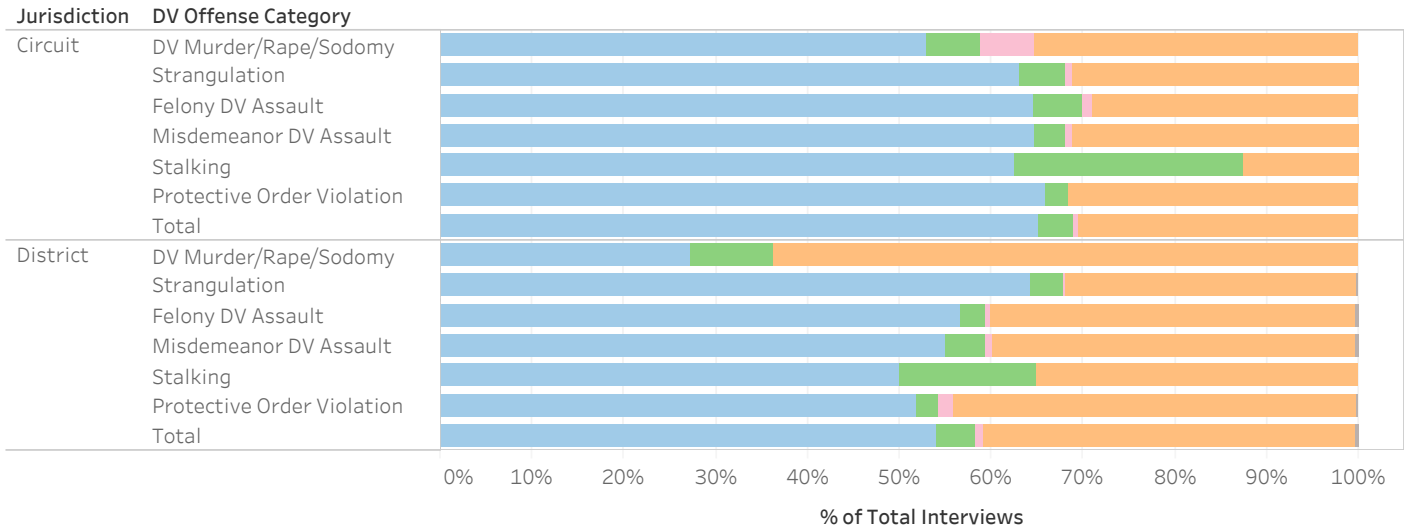
Statistical Analysis Considerations:

* This charge list displays only base level offenses. Inchoate variants that may be applicable are not excluded, but are not displayed.

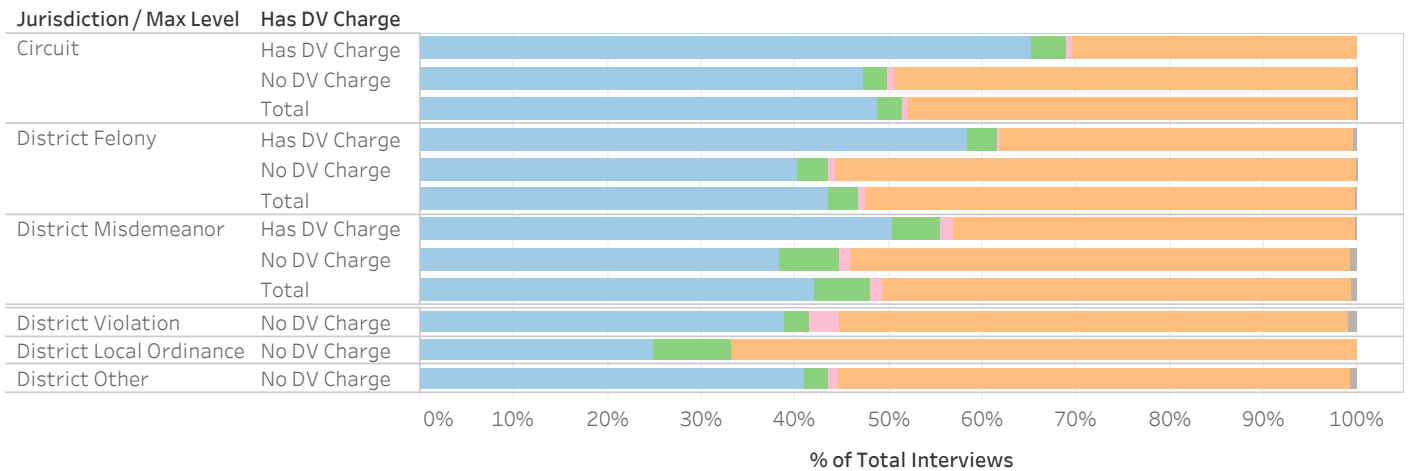
Comparison of Impact of Jefferson County Domestic Violence Charges on Pretrial Custody Outcomes by Race/Ethnicity



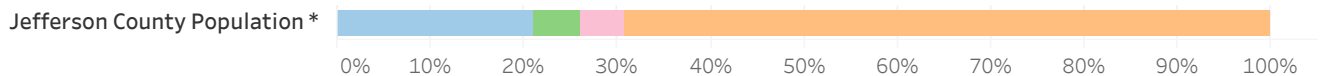
Interviews Including Cases Filed in Jefferson County with Domestic Violence-Related Charges and Most Recent Bond FY 2022



All Interviews Including Cases Filed in Jefferson County with Most Recent Bond FY 2022



Jefferson County Population*



Statistical Analysis Considerations

- * Data provided from the Pretrial Information Management System.
- * Counts and percentages are of pretrial interviews, which represent discrete periods of pretrial custody from booking to arrest and any subsequent period of pretrial release.
- * A single individual may have one or more pretrial interviews during the reported timeframe and a single interview may have one or more related cases from one or both jurisdictions.
- * 2019 Single-Race Population Estimates for Ages 15 and Older Only on CDC WONDER Online Database. Retrieved from <https://wonder.cdc.gov/wonder/help/single-race.html#Source> on November 3, 2021.

**ADMINISTRATIVE OFFICE OF THE COURTS
Research and Statistics**

22_PINS8015

**Comparison of Impact of Jefferson County Domestic Violence Charges
on Pretrial Custody Outcomes by Race/Ethnicity**

Interviews Including Cases Filed in Jefferson County with Domestic Violence-Related Charges and Most Recent Bond FY 2022

Jurisdiction	DV Offense Category	Race / Ethnicity											
		Black		Hispanic		White		Other		Unknown		Total	
		Ints.	Int %	Ints.	Int %	Ints.	Int %	Ints.	Int %	Ints.	Int %	Ints.	Int %
Circuit	DV Murder/Rape/Sodomy	9	53%	1	6%	6	35%	1	6%			17	100%
	Strangulation	77	63%	6	5%	38	31%	1	1%			122	100%
	Felony DV Assault	60	65%	5	5%	27	29%	1	1%			93	100%
	Misdemeanor DV Assault	77	65%	4	3%	37	31%	1	1%			119	100%
	Protective Order Violation	50	66%	2	3%	24	32%					76	100%
	Stalking	5	63%	2	25%	1	13%					8	100%
	Total	189	65%	11	4%	88	30%	2	1%			290	100%
District	DV Murder/Rape/Sodomy	3	27%	1	9%	7	64%					11	100%
	Strangulation	419	64%	24	4%	207	32%	2	0%	1	0%	653	100%
	Felony DV Assault	183	57%	9	3%	128	40%	2	1%	1	0%	323	100%
	Misdemeanor DV Assault	1,448	55%	121	5%	1,045	40%	16	1%	7	0%	2,637	100%
	Protective Order Violation	454	52%	21	2%	385	44%	15	2%	2	0%	877	100%
	Stalking	10	50%	3	15%	7	35%					20	100%
	Total	1,873	54%	148	4%	1,405	41%	32	1%	9	0%	3,467	100%

All Interviews Including Cases Filed in Jefferson County with Most Recent Bond FY 2022

Jurisdiction / Max Level	Has DV Charge	Race / Ethnicity											
		Black		Hispanic		White		Other		Unknown		Total	
		Ints.	Int %	Ints.	Int %	Ints.	Int %	Ints.	Int %	Ints.	Int %	Ints.	Int %
Circuit	Has DV Charge	189	65%	11	4%	88	30%	2	1%			290	100%
	No DV Charge	1,555	47%	83	3%	1,621	49%	21	1%	4	0%	3,284	100%
	Total	1,744	49%	94	3%	1,709	48%	23	1%	4	0%	3,574	100%
District Felony	Has DV Charge	932	58%	52	3%	603	38%	6	0%	6	0%	1,599	100%
	No DV Charge	2,904	40%	232	3%	3,994	56%	54	1%	10	0%	7,194	100%
	Total	3,836	44%	284	3%	4,597	52%	60	1%	16	0%	8,793	100%
District Misdemeanor	Has DV Charge	941	50%	96	5%	802	43%	26	1%	3	0%	1,868	100%
	No DV Charge	1,610	38%	276	7%	2,243	53%	43	1%	30	1%	4,202	100%
	Total	2,551	42%	372	6%	3,045	50%	69	1%	33	1%	6,070	100%
District Violation	No DV Charge	221	39%	15	3%	309	54%	19	3%	5	1%	569	100%
District Local Ordinance	No DV Charge	9	25%	3	8%	24	67%					36	100%
District Other	No DV Charge	113	41%	7	3%	151	55%	3	1%	2	1%	276	100%
District Total		8,474	44%	775	4%	9,835	51%	174	1%	60	0%	19,318	100%

Jefferson County Population *	Black	Hispanic	White	Other	Total
	132,278	31,578	434,594	29,690	628,140
	21%	5%	69%	5%	100%

Statistical Analysis Considerations

* Data provided from the Pretrial Information Management System.

* Counts and percentages are of pretrial interviews, which represent discrete periods of pretrial custody from booking to arrest and any subsequent period of pretrial release.

* A single individual may have one or more pretrial interviews during the reported timeframe and a single interview may have one or more related cases from one or both jurisdictions.


* 2019 Single-Race Population Estimates for Ages 15 and Older Only on CDC WONDER Online Database. Retrieved from <https://wonder.cdc.gov/wonder/help/single-race.html#Source> on November 3, 2021.

Run Date:
10/18/2022
Page 2 of 20

**ADMINISTRATIVE OFFICE OF THE COURTS
Research and Statistics**

22_PINS8015

**Comparison of Impact of Jefferson County Domestic Violence Charges
on Pretrial Custody Outcomes by Race/Ethnicity**



Interviews Including Cases Filed in Jefferson County with Domestic Violence-Related Charges and Most Recent Bond FY 2022

Jurisdiction	DV Offense Category	POC	Non-Financial / No Presentation	Financial	Release Not Offered
Circuit	DV Murder/Rape/Sodomy	POC	~35%	~65%	0%
		White	~35%	~65%	0%
	Strangulation	POC	~25%	~75%	0%
		White	~45%	~55%	0%
	Felony DV Assault	POC	~35%	~65%	0%
		White	~20%	~80%	0%
	Misdemeanor DV Assault	POC	~35%	~65%	0%
		White	~55%	~45%	0%
	Protective Order Violation	POC	~45%	~55%	0%
		White	~45%	~55%	0%
Stalking	POC	~55%	~45%	0%	
	White	0%	100%	0%	
District	DV Murder/Rape/Sodomy	POC	0%	100%	0%
		White	0%	100%	0%
	Strangulation	POC	~35%	~65%	~0%
		White	~45%	~55%	~0%
	Felony DV Assault	POC	~35%	~65%	~0%
		White	~45%	~55%	~0%
	Misdemeanor DV Assault	POC	~55%	~45%	~0%
		White	~55%	~45%	~0%
	Protective Order Violation	POC	~55%	~45%	~0%
		White	~55%	~45%	~0%
Stalking	POC	~35%	~65%	~0%	
	White	~55%	~45%	~0%	


Statistical Analysis Considerations

- * Data provided from the Pretrial Information Management System.
- * Counts and percentages are of pretrial interviews, which represent discrete periods of pretrial custody from booking to arrest and any subsequent period of pretrial release.
- * A single individual may have one or more pretrial interviews during the reported timeframe and a single interview may have one or more related cases from one or both jurisdictions.
- * Interviews including cases with charges from more than one of the categories shown above are counted separately in each category but only once in totals.
- * Unknown Race/Ethnicity not shown above.

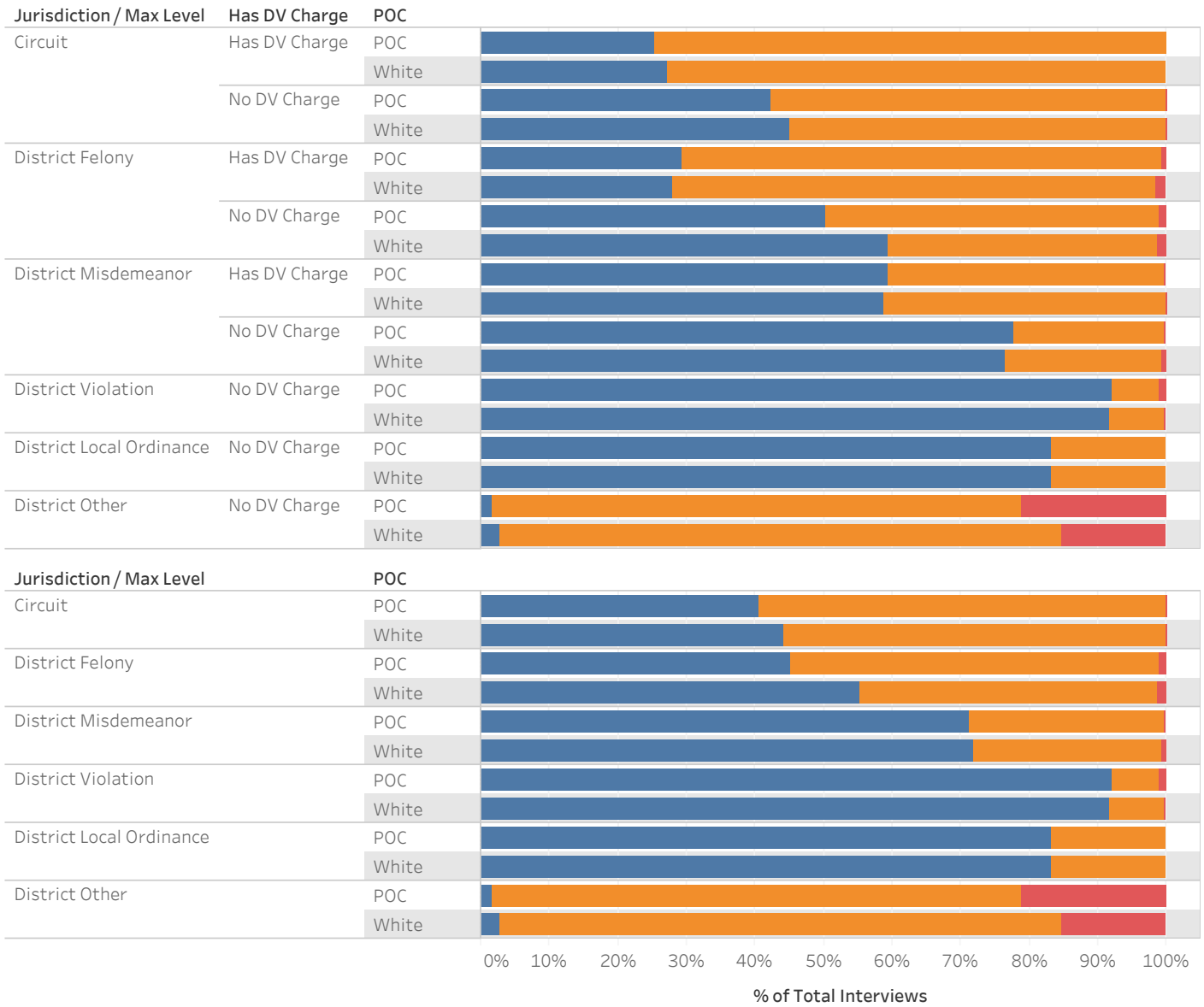
**ADMINISTRATIVE OFFICE OF THE COURTS
Research and Statistics**

22_PINS8015

**Comparison of Impact of Jefferson County Domestic Violence Charges
on Pretrial Custody Outcomes by Race/Ethnicity**



All Interviews Including Cases Filed in Jefferson County with Most Recent Bond FY 2022



Statistical Analysis Considerations

- * Data provided from the Pretrial Information Management System.
- * Counts and percentages are of pretrial interviews, which represent discrete periods of pretrial custody from booking to arrest and any subsequent period of pretrial release.
- * A single individual may have one or more pretrial interviews during the reported timeframe and a single interview may have one or more related cases from one or both jurisdictions.
- * Unknown Race/Ethnicity not shown above.

**ADMINISTRATIVE OFFICE OF THE COURTS
Research and Statistics**

22_PINS8015

**Comparison of Impact of Jefferson County Domestic Violence Charges
on Pretrial Custody Outcomes by Race/Ethnicity**

Interviews Including Circuit Cases Filed in Jefferson County with Domestic Violence-Related Charges and Most Recent Bond FY 2022

Jurisdiction	DV Offense Category	POC	Interview Release Decision					
			Non-Financial / No Presentation		Financial		Total	
			Ints.	Int %	Ints.	Int %	Ints.	Int %
Circuit	DV Murder/Rape/Sodomy	POC	3	27%	8	73%	11	100%
		White	2	33%	4	67%	6	100%
		Total	5	29%	12	71%	17	100%
	Strangulation	POC	17	20%	67	80%	84	100%
		White	12	32%	26	68%	38	100%
		Total	29	24%	93	76%	122	100%
	Felony DV Assault	POC	15	23%	51	77%	66	100%
		White	4	15%	23	85%	27	100%
		Total	19	20%	74	80%	93	100%
	Misdemeanor DV Assault	POC	17	21%	65	79%	82	100%
		White	13	35%	24	65%	37	100%
		Total	30	25%	89	75%	119	100%
	Protective Order Violation	POC	13	25%	39	75%	52	100%
		White	6	25%	18	75%	24	100%
		Total	19	25%	57	75%	76	100%
	Stalking	POC	3	43%	4	57%	7	100%
		White			1	100%	1	100%
		Total	3	38%	5	63%	8	100%
	Total	POC	51	25%	151	75%	202	100%
		White	24	27%	64	73%	88	100%
		Total	75	26%	215	74%	290	100%

Statistical Analysis Considerations

- * Data provided from the Pretrial Information Management System.
- * Counts and percentages are of pretrial interviews, which represent discrete periods of pretrial custody from booking to arrest and any subsequent period of pretrial release.
- * A single individual may have one or more pretrial interviews during the reported timeframe and a single interview may have one or more related cases from one or both jurisdictions.
- * Interviews including cases with charges from more than one of the categories shown above are counted separately in each category but only once in totals.

Run Date:
10/18/2022
Page 5 of 20

**ADMINISTRATIVE OFFICE OF THE COURTS
Research and Statistics**

22_PINS8015

**Comparison of Impact of Jefferson County Domestic Violence Charges
on Pretrial Custody Outcomes by Race/Ethnicity**

Interviews Including District Cases Filed in Jefferson County with Domestic Violence-Related Charges and Most Recent Bond FY 2022

Jurisdiction	DV Offense Category	POC	Interview Release Decision							
			Non-Financial / No Presentation		Financial		Release Not Offered		Total	
			Ints.	Int %	Ints.	Int %	Ints.	Int %	Ints.	Int %
District	DV Murder/Rape/Sodomy	POC			4	100%			4	100%
		White			7	100%			7	100%
		Total			11	100%			11	100%
	Strangulation	POC	119	27%	325	73%	1	0%	445	100%
		White	62	30%	144	70%	1	0%	207	100%
		Unknown	1	100%					1	100%
		Total	182	28%	469	72%	2	0%	653	100%
	Felony DV Assault	POC	36	19%	158	81%			194	100%
		White	31	24%	97	76%			128	100%
		Unknown			1	100%			1	100%
		Total	67	21%	256	79%			323	100%
	Misdemeanor DV Assault	POC	722	46%	856	54%	7	0%	1,585	100%
		White	484	46%	554	53%	7	1%	1,045	100%
		Unknown	4	57%	3	43%			7	100%
		Total	1,210	46%	1,413	54%	14	1%	2,637	100%
	Protective Order Violation	POC	208	42%	280	57%	2	0%	490	100%
		White	157	41%	226	59%	2	1%	385	100%
		Unknown	1	50%			1	50%	2	100%
		Total	366	42%	506	58%	5	1%	877	100%
	Stalking	POC	3	23%	9	69%	1	8%	13	100%
		White	3	43%	4	57%			7	100%
		Total	6	30%	13	65%	1	5%	20	100%
	Total	POC	922	45%	1,121	55%	10	0%	2,053	100%
		White	639	45%	756	54%	10	1%	1,405	100%
Unknown		5	56%	3	33%	1	11%	9	100%	
Total		1,566	45%	1,880	54%	21	1%	3,467	100%	

Statistical Analysis Considerations

- * Data provided from the Pretrial Information Management System.
- * Counts and percentages are of pretrial interviews, which represent discrete periods of pretrial custody from booking to arrest and any subsequent period of pretrial release.
- * A single individual may have one or more pretrial interviews during the reported timeframe and a single interview may have one or more related cases from one or both jurisdictions.
- * Interviews including cases with charges from more than one of the categories shown above are counted separately in each category but only once in totals.

Run Date:
10/18/2022
Page 6 of 20

**ADMINISTRATIVE OFFICE OF THE COURTS
Research and Statistics**

22_PINS8015

**Comparison of Impact of Jefferson County Domestic Violence Charges
on Pretrial Custody Outcomes by Race/Ethnicity**

All Interviews Including Cases Filed in Jefferson County with Most Recent Bond FY 2022

Jurisdiction / Max Level	Has DV Charge	POC	Interview Release Decision							
			Non-Financial / No Presentation		Financial		Release Not Offered		Total	
			Ints.	Int %	Ints.	Int %	Ints.	Int %	Ints.	Int %
Circuit	No DV Charge	POC	702	42%	956	58%	1	0%	1,659	100%
		White	730	45%	890	55%	1	0%	1,621	100%
		Unknown	1	25%	3	75%			4	100%
		Total	1,433	44%	1,849	56%	2	0%	3,284	100%
	Has DV Charge	POC	51	25%	151	75%			202	100%
		White	24	27%	64	73%			88	100%
		Total	75	26%	215	74%			290	100%
District Felony	No DV Charge	POC	1,604	50%	1,547	48%	39	1%	3,190	100%
		White	2,375	59%	1,565	39%	54	1%	3,994	100%
		Unknown	5	50%	5	50%			10	100%
		Total	3,984	55%	3,117	43%	93	1%	7,194	100%
	Has DV Charge	POC	290	29%	694	70%	6	1%	990	100%
		White	168	28%	426	71%	9	1%	603	100%
		Unknown	2	33%	3	50%	1	17%	6	100%
Total	460	29%	1,123	70%	16	1%	1,599	100%		
District Misdemeanor	No DV Charge	POC	1,500	78%	424	22%	5	0%	1,929	100%
		White	1,716	77%	509	23%	18	1%	2,243	100%
		Unknown	18	60%	11	37%	1	3%	30	100%
		Total	3,234	77%	944	22%	24	1%	4,202	100%
	Has DV Charge	POC	632	59%	427	40%	4	0%	1,063	100%
		White	471	59%	330	41%	1	0%	802	100%
		Unknown	3	100%					3	100%
Total	1,106	59%	757	41%	5	0%	1,868	100%		
District Violation	No DV Charge	POC	235	92%	17	7%	3	1%	255	100%
		White	283	92%	25	8%	1	0%	309	100%
		Unknown	4	80%	1	20%			5	100%
		Total	522	92%	43	8%	4	1%	569	100%
District Local Ordinance	No DV Charge	POC	10	83%	2	17%			12	100%
		White	20	83%	4	17%			24	100%
		Total	30	83%	6	17%			36	100%
District Other	No DV Charge	POC	2	2%	95	77%	26	21%	123	100%
		White	4	3%	124	82%	23	15%	151	100%
		Unknown			1	50%	1	50%	2	100%
		Total	6	2%	220	80%	50	18%	276	100%

Statistical Analysis Considerations

* Data provided from the Pretrial Information Management System.

* Counts and percentages are of pretrial interviews, which represent discrete periods of pretrial custody from booking to arrest and any subsequent period of pretrial release.

* A single individual may have one or more pretrial interviews during the reported timeframe and a single interview may have one or more related cases from one or both jurisdictions.

Run Date:

10/18/2022

Page 7 of 20

**ADMINISTRATIVE OFFICE OF THE COURTS
Research and Statistics**

22_PINS8015

**Comparison of Impact of Jefferson County Domestic Violence Charges
on Pretrial Custody Outcomes by Race/Ethnicity**

All Interviews Including Cases Filed in Jefferson County with Most Recent Bond FY 2022

Jurisdiction / Max Level	POC	Interview Release Decision							
		Non-Financial / No Presentation		Financial		Release Not Offered		Total	
		Ints.	Int %	Ints.	Int %	Ints.	Int %	Ints.	Int %
Circuit	POC	753	40%	1,107	59%	1	0%	1,861	100%
	White	754	44%	954	56%	1	0%	1,709	100%
	Unknown	1	25%	3	75%			4	100%
	Total	1,508	42%	2,064	58%	2	0%	3,574	100%
District Felony	POC	1,894	45%	2,241	54%	45	1%	4,180	100%
	White	2,543	55%	1,991	43%	63	1%	4,597	100%
	Unknown	7	44%	8	50%	1	6%	16	100%
	Total	4,444	51%	4,240	48%	109	1%	8,793	100%
District Misdemeanor	POC	2,132	71%	851	28%	9	0%	2,992	100%
	White	2,187	72%	839	28%	19	1%	3,045	100%
	Unknown	21	64%	11	33%	1	3%	33	100%
	Total	4,340	71%	1,701	28%	29	0%	6,070	100%
District Violation	POC	235	92%	17	7%	3	1%	255	100%
	White	283	92%	25	8%	1	0%	309	100%
	Unknown	4	80%	1	20%			5	100%
	Total	522	92%	43	8%	4	1%	569	100%
District Local Ordinance	POC	10	83%	2	17%			12	100%
	White	20	83%	4	17%			24	100%
	Total	30	83%	6	17%			36	100%
District Other	POC	2	2%	95	77%	26	21%	123	100%
	White	4	3%	124	82%	23	15%	151	100%
	Unknown			1	50%	1	50%	2	100%
	Total	6	2%	220	80%	50	18%	276	100%
District Total	POC	4,273	57%	3,206	42%	83	1%	7,562	100%
	White	5,037	62%	2,983	37%	106	1%	8,126	100%
	Unknown	32	57%	21	38%	3	5%	56	100%
	Total	9,342	59%	6,210	39%	192	1%	15,744	100%

Statistical Analysis Considerations

* Data provided from the Pretrial Information Management System.

* Counts and percentages are of pretrial interviews, which represent discrete periods of pretrial custody from booking to arrest and any subsequent period of pretrial release.

* A single individual may have one or more pretrial interviews during the reported timeframe and a single interview may have one or more related cases from one or both jurisdictions.

Run Date:
10/18/2022
Page 8 of 20

**ADMINISTRATIVE OFFICE OF THE COURTS
Research and Statistics**

22_PINS8015

**Comparison of Impact of Jefferson County Domestic Violence Charges
on Pretrial Custody Outcomes by Race/Ethnicity**

**Interviews Including Circuit Cases Filed in Jefferson County with Domestic Violence-Related Charges and Most Recent Bond FY 2022
Median Time in Pretrial Custody (Days)**

Jurisdiction	DV Offense Category	POC	Interview Release Decision		Total
			Non-Financial/ No Presentation	Financial	
Circuit	DV Murder/Rape/Sodomy	POC		149.0	149.0
		Total		149.0	149.0
	Strangulation	POC	92.0	145.5	143.0
		White	64.0	112.5	95.0
		Total	65.5	123.0	121.0
	Felony DV Assault	POC	35.0	38.0	38.0
		White	196.5	42.5	88.0
		Total	82.5	38.0	60.0
	Misdemeanor DV Assault	POC	8.0	69.0	66.0
		White	72.0	82.5	72.0
		Total	40.0	69.0	69.0
	Protective Order Violation	POC		143.0	143.0
		White	3.0	59.0	48.0
		Total	3.0	135.0	127.0
	Stalking	POC		181.0	181.0
Total			181.0	181.0	
Total	POC	43.0	135.0	124.0	
	White	67.0	95.0	71.5	
	Total	64.0	122.0	111.5	

Statistical Analysis Considerations

- * Data provided from the Pretrial Information Management System.
- * Counts and percentages are of pretrial interviews, which represent discrete periods of pretrial custody from booking to arrest and any subsequent period of pretrial release.
- * A single individual may have one or more pretrial interviews during the reported timeframe and a single interview may have one or more related cases from one or both jurisdictions.
- * Interviews including cases with charges from more than one of the categories shown above are counted separately in each category but only once in totals.

Run Date:
10/18/2022
Page 9 of 20

**ADMINISTRATIVE OFFICE OF THE COURTS
Research and Statistics**

22_PINS8015

**Comparison of Impact of Jefferson County Domestic Violence Charges
on Pretrial Custody Outcomes by Race/Ethnicity**

**Interviews Including District Cases Filed in Jefferson County with Domestic Violence-Related Charges and Most Recent Bond FY 2022
Median Time in Pretrial Custody (Days)**

Jurisdiction	DV Offense Category	POC	Interview Release Decision			Total
			Non-Financial/ No Presentation	Financial	Release Not Offered	
District	DV Murder/Rape/Sodomy	POC		60.0		60.0
		Total		60.0		60.0
	Strangulation	POC	1.0	10.0		9.0
		White	1.5	9.0		9.0
		Unknown	18.0			18.0
		Total	1.0	10.0		9.0
	Felony DV Assault	POC	12.0	21.0		20.0
		White	1.0	46.5		45.0
		Total	6.5	32.5		30.5
	Misdemeanor DV Assault	POC	1.0	9.0		3.0
		White	1.0	9.0	2.0	3.0
		Unknown	1.0			1.0
		Total	1.0	9.0	2.0	3.0
	Protective Order Violation	POC	1.0	10.5		7.0
		White	1.0	10.0		8.5
		Unknown	2.0		9.0	5.5
		Total	1.0	10.0	9.0	8.0
	Stalking	POC	0.0	41.0		21.5
		White	3.0			3.0
		Total	1.5	41.0		3.0
Total	POC	1.0	10.0		5.0	
	White	1.0	10.0	2.0	6.0	
	Unknown	2.0		9.0	5.5	
	Total	1.0	10.0	5.5	5.0	

Statistical Analysis Considerations

- * Data provided from the Pretrial Information Management System.
- * Counts and percentages are of pretrial interviews, which represent discrete periods of pretrial custody from booking to arrest and any subsequent period of pretrial release.
- * A single individual may have one or more pretrial interviews during the reported timeframe and a single interview may have one or more related cases from one or both jurisdictions.
- * Interviews including cases with charges from more than one of the categories shown above are counted separately in each category but only once in totals.

Run Date:
10/18/2022
Page 10 of 20

ADMINISTRATIVE OFFICE OF THE COURTS
Research and Statistics

22_PINS8015

**Comparison of Impact of Jefferson County Domestic Violence Charges
on Pretrial Custody Outcomes by Race/Ethnicity**

All Interviews Including Cases Filed in Jefferson County with Most Recent Bond FY 2022
Median Time in Pretrial Custody (Days)

Jurisdiction / Max Level	Has DV Charge	POC	Interview Release Decision			Total	
			Non-Financial / No Presentation	Financial	Release Not Offered		
Circuit	Has DV Charge	POC	72.5	143.0		124.0	
		White	69.5	118.0		107.0	
		Total	69.5	132.0		119.0	
	No DV Charge	POC	19.5	82.0	37.0	57.0	
		White	31.5	66.0	2.0	53.0	
		Unknown	73.0	1.0		37.0	
		Total	27.0	72.0	19.5	54.5	
	District Felony	Has DV Charge	POC	2.0	11.0	21.5	10.0
			White	2.0	10.0	9.0	10.0
			Unknown	10.5	9.0	9.0	9.0
Total			2.0	11.0	10.0	10.0	
No DV Charge		POC	1.0	11.0	9.0	6.0	
		White	1.0	12.0	13.5	7.0	
		Unknown	1.0	4.0		2.5	
		Total	1.0	12.0	11.0	6.0	
District Misdemeanor		Has DV Charge	POC	1.0	9.0	7.0	2.0
			White	1.0	9.0	9.0	2.0
	Unknown		1.0			1.0	
	Total		1.0	9.0	9.0	2.0	
	No DV Charge	POC	1.0	7.0	4.0	1.0	
		White	1.0	4.0	9.5	1.0	
		Unknown	1.0	1.0	7.0	1.0	
		Total	1.0	4.5	7.5	1.0	
	District Violation	No DV Charge	POC	1.0	2.0	5.0	1.0
			White	1.0	1.0	10.0	1.0
Unknown			0.0	0.0		0.0	
Total			1.0	1.0	7.0	1.0	
District Local Ordinance	No DV Charge	POC	1.0	0.0		1.0	
		White	1.0	0.5		1.0	
		Total	1.0	0.0		1.0	
District Other	No DV Charge	POC	0.5	1.0	1.0	1.0	
		White	1.0	1.0	1.0	1.0	
		Unknown		0.0	1.0	0.5	
		Total	1.0	1.0	1.0	1.0	
District Total	No DV Charge	POC	1.0	10.0	3.0	2.0	
		White	1.0	10.0	8.5	2.0	
		Unknown	1.0	1.5	4.0	1.0	
		Total	1.0	10.0	5.0	2.0	
	Has DV Charge	POC	1.0	10.0	11.0	6.0	
		White	1.0	10.0	9.0	7.0	
		Unknown	2.0	9.0	9.0	3.0	
		Total	1.0	10.0	10.0	6.0	

Statistical Analysis Considerations

* Data provided from the Pretrial Information Management System.

* Counts and percentages are of pretrial interviews, which represent discrete periods of pretrial custody from booking to arrest and any subsequent period of pretrial release.

* A single individual may have one or more pretrial interviews during the reported timeframe and a single interview may have one or more related cases from one or both jurisdictions.

**ADMINISTRATIVE OFFICE OF THE COURTS
Research and Statistics**

22_PINS8015

**Comparison of Impact of Jefferson County Domestic Violence Charges
on Pretrial Custody Outcomes by Race/Ethnicity**

All Interviews Including Cases Filed in Jefferson County with Most Recent Bond FY 2022
Median Time in Pretrial Custody (Days)

Jurisdiction / Max Level	POC	Interview Release Decision			Total
		Non-Financial / No Presentation	Financial	Release Not Offered	
Circuit	POC	22.0	93.0	37.0	63.0
	White	33.0	69.0	2.0	55.0
	Unknown	73.0	1.0		37.0
District Felony	POC	1.0	11.0	11.0	8.0
	White	1.0	11.0	10.0	8.0
	Unknown	1.0	6.5	9.0	3.5
District Misdemeanor	POC	1.0	9.0	4.0	1.0
	White	1.0	8.0	9.0	1.0
	Unknown	1.0	1.0	7.0	1.0
District Violation	POC	1.0	2.0	5.0	1.0
	White	1.0	1.0	10.0	1.0
	Unknown	0.0	0.0		0.0
District Local Ordinance	POC	1.0	0.0		1.0
	White	1.0	0.5		1.0
District Other	POC	0.5	1.0	1.0	1.0
	White	1.0	1.0	1.0	1.0
	Unknown		0.0	1.0	0.5
District Total	POC	1.0	10.0	3.0	2.0
	White	1.0	10.0	9.0	2.0
	Unknown	1.0	2.0	7.0	1.0

Statistical Analysis Considerations

* Data provided from the Pretrial Information Management System.

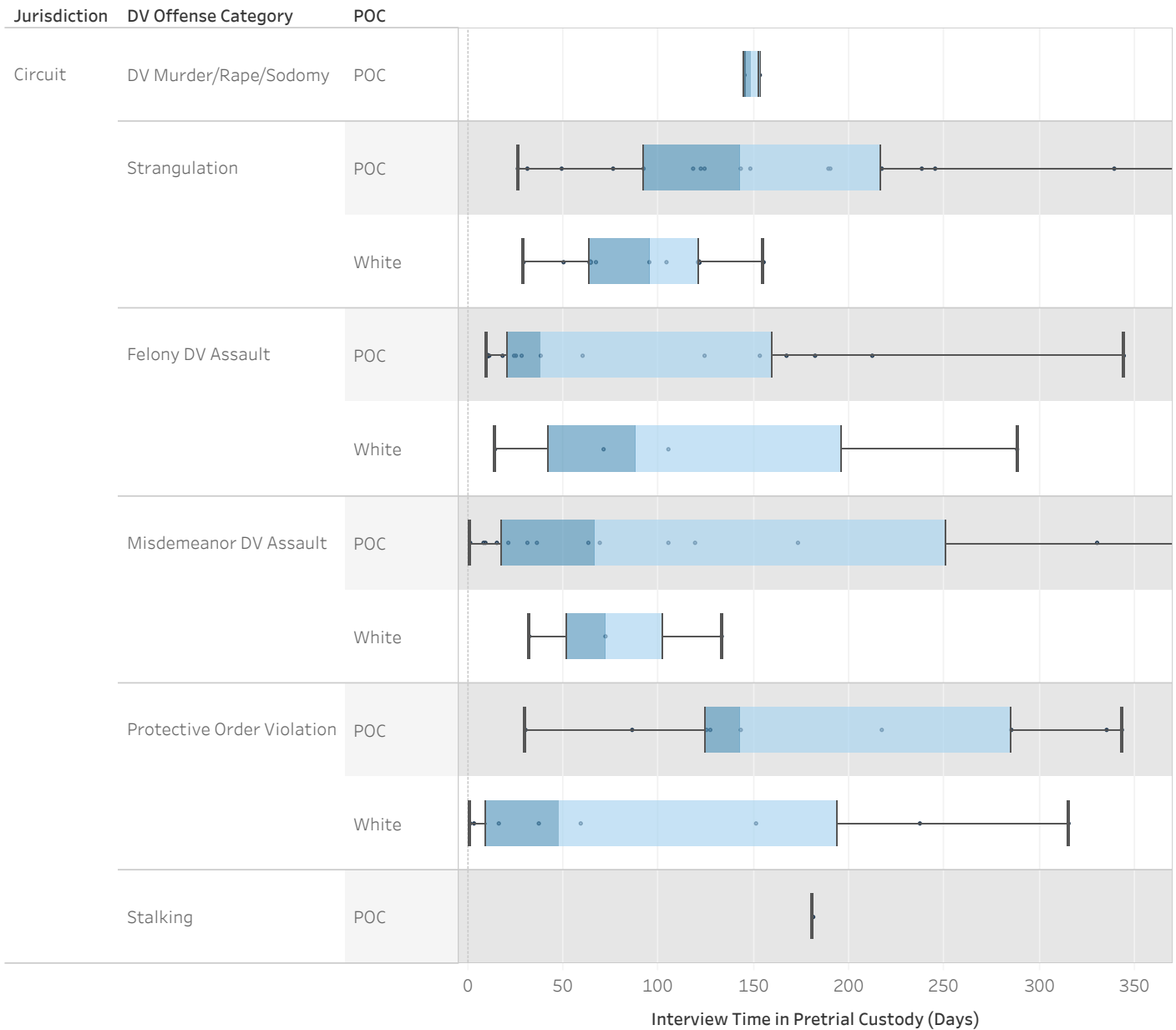
* Counts and percentages are of pretrial interviews, which represent discrete periods of pretrial custody from booking to arrest and any subsequent period of pretrial release.

* A single individual may have one or more pretrial interviews during the reported timeframe and a single interview may have one or more related cases from one or both jurisdictions.

Run Date:
10/18/2022
Page 12 of 20

Comparison of Impact of Jefferson County Domestic Violence Charges
on Pretrial Custody Outcomes by Race/Ethnicity

Interviews Including Circuit Cases Filed in Jefferson County with Domestic Violence-Related Charges and Most Recent Bond FY 2022

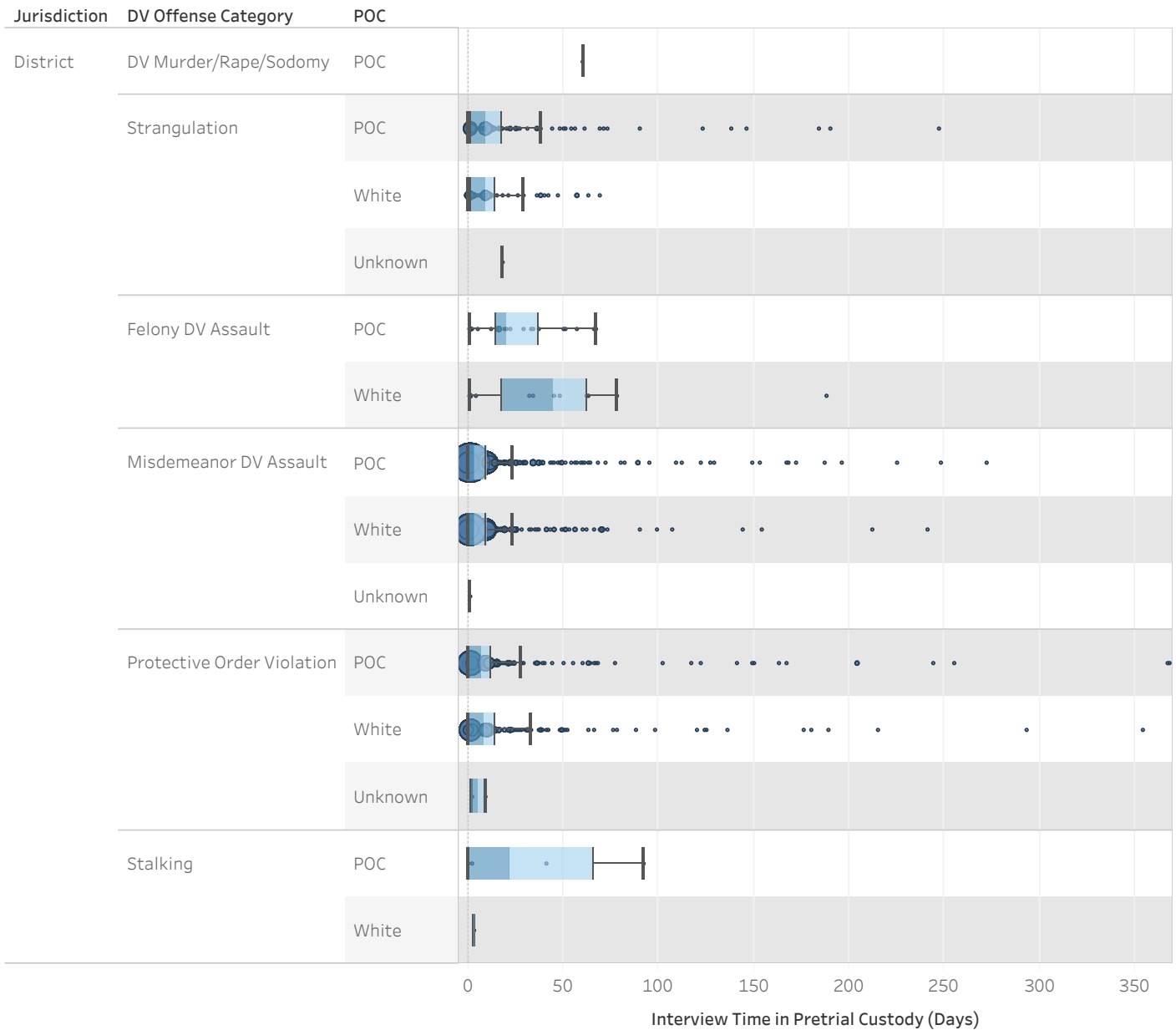


Statistical Analysis Considerations

- * Data provided from the Pretrial Information Management System.
- * Counts and percentages are of pretrial interviews, which represent discrete periods of pretrial custody from booking to arrest and any subsequent period of pretrial release.
- * A single individual may have one or more pretrial interviews during the reported timeframe and a single interview may have one or more related cases from one or both jurisdictions.
- * Interviews including cases with charges from more than one of the categories shown above are presented separately in each category.
- * Interviews with time in custody greater than 365 days are not shown in this visualization but are included in calculations of median, quartiles, etc.

Comparison of Impact of Jefferson County Domestic Violence Charges
 on Pretrial Custody Outcomes by Race/Ethnicity

Interviews Including District Cases Filed in Jefferson County with Domestic Violence-Related Charges and Most Recent Bond FY 2022

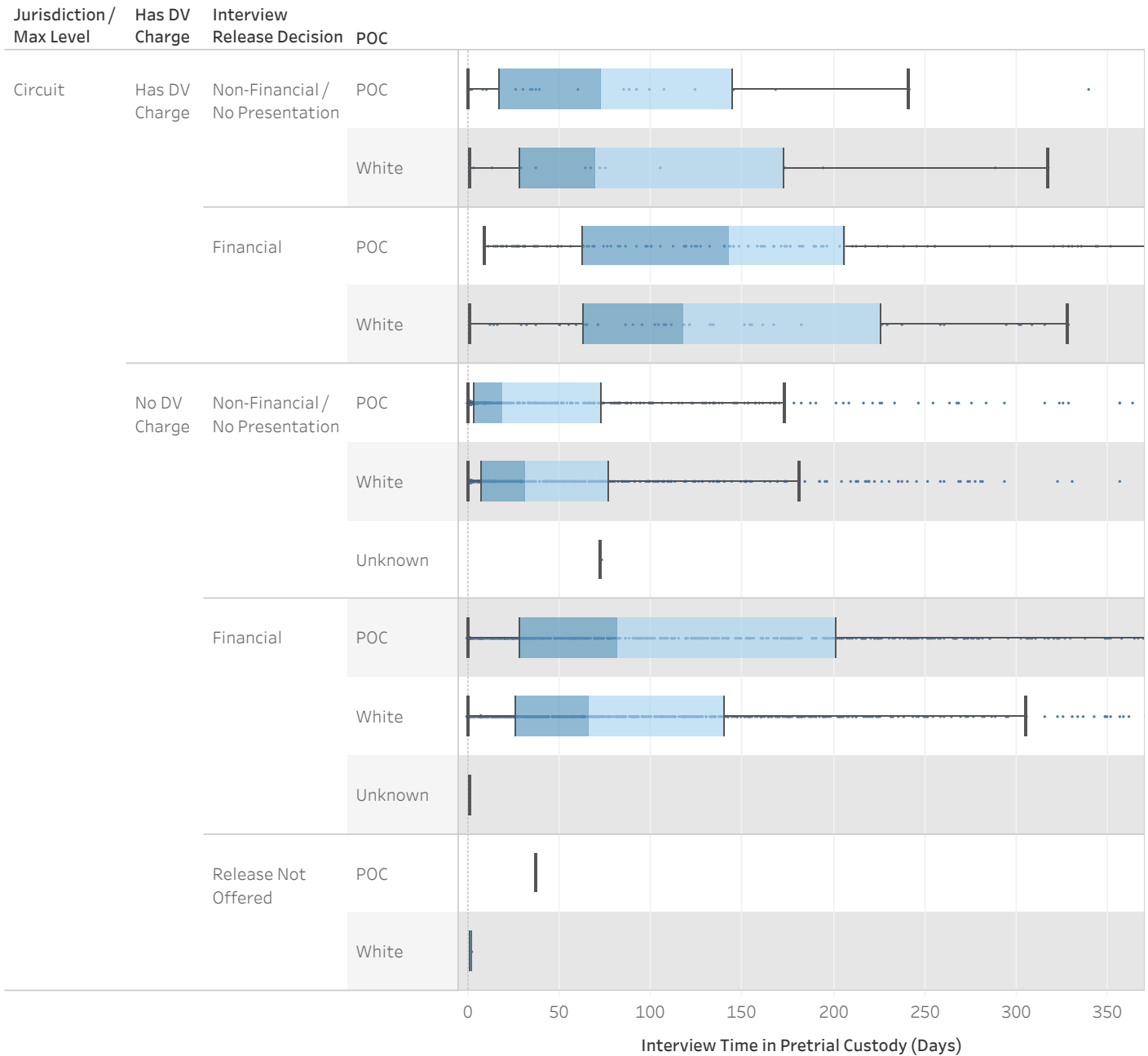


Statistical Analysis Considerations

- * Data provided from the Pretrial Information Management System.
- * Counts and percentages are of pretrial interviews, which represent discrete periods of pretrial custody from booking to arrest and any subsequent period of pretrial release.
- * A single individual may have one or more pretrial interviews during the reported timeframe and a single interview may have one or more related cases from one or both jurisdictions.
- * Interviews including cases with charges from more than one of the categories shown above are presented separately in each category.
- * Interviews with time in custody greater than 365 days are not shown in this visualization but are included in calculations of median, quartiles, etc.

Comparison of Impact of Jefferson County Domestic Violence Charges
on Pretrial Custody Outcomes by Race/Ethnicity

Interviews Including Cases Filed in Jefferson County with Most Recent Bond FY 2022
(1 of 4: Circuit Court)

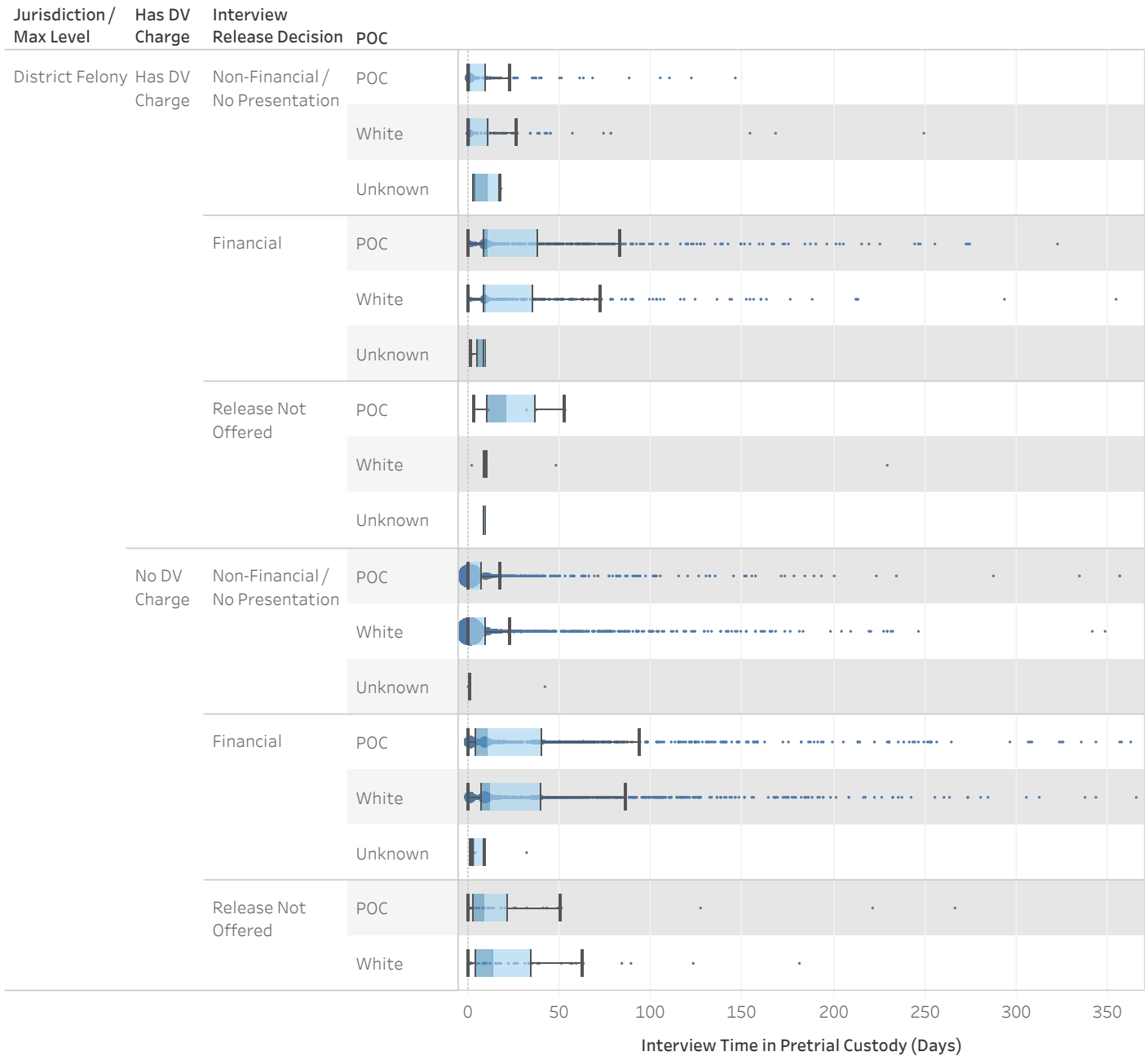


Statistical Analysis Considerations

- * Data provided from the Pretrial Information Management System.
- * Counts and percentages are of pretrial interviews, which represent discrete periods of pretrial custody from booking to arrest and any subsequent period of pretrial release.
- * A single individual may have one or more pretrial interviews during the reported timeframe and a single interview may have one or more related cases from one or both jurisdictions.
- * Interviews with time in custody greater than 365 days are not shown in this visualization but are included in calculations of median, quartiles, etc.

Comparison of Impact of Jefferson County Domestic Violence Charges
on Pretrial Custody Outcomes by Race/Ethnicity

Interviews Including Cases Filed in Jefferson County with Most Recent Bond FY 2022
(2 of 4: District Felony)

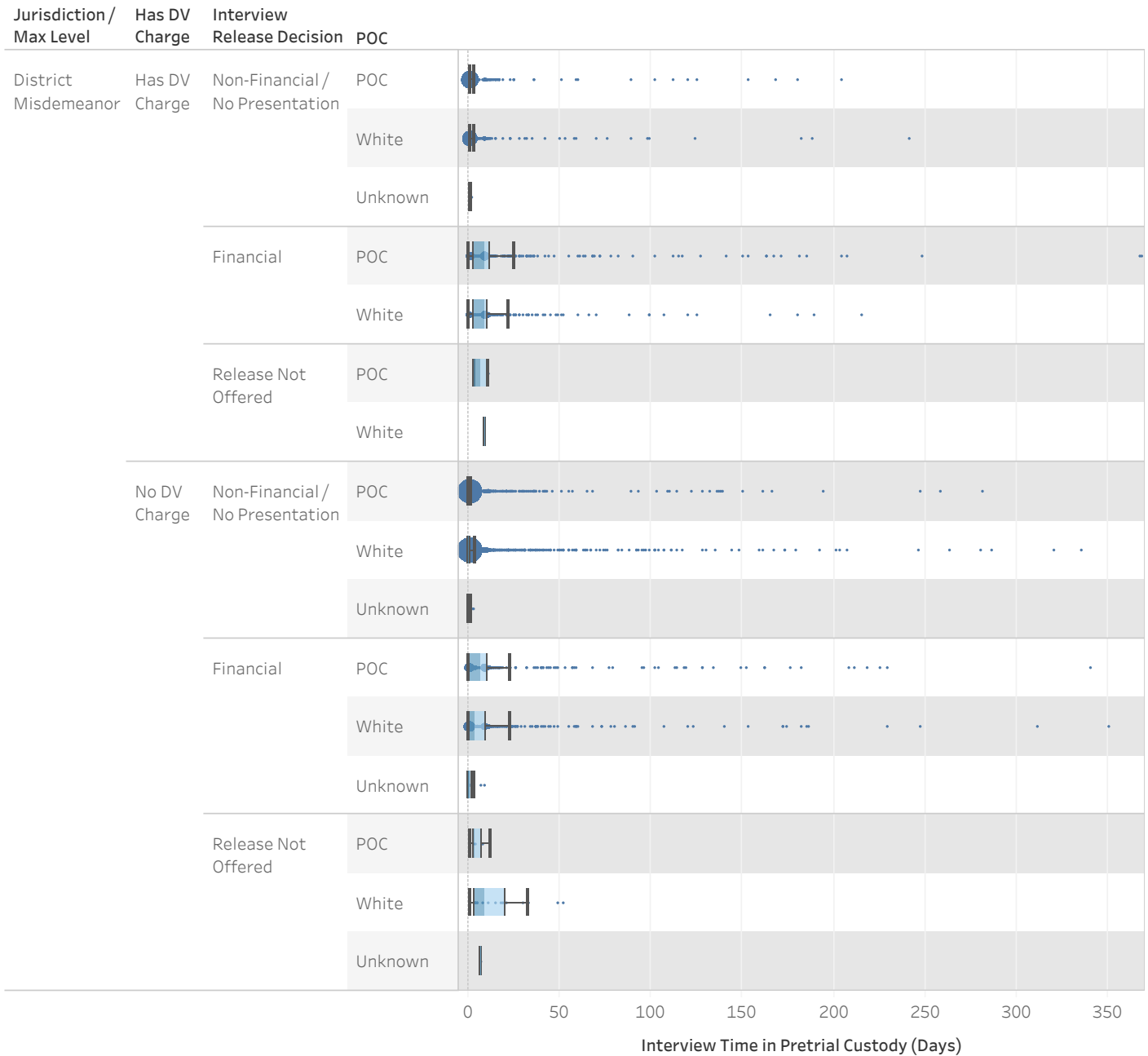


Statistical Analysis Considerations

- * Data provided from the Pretrial Information Management System.
- * Counts and percentages are of pretrial interviews, which represent discrete periods of pretrial custody from booking to arrest and any subsequent period of pretrial release.
- * A single individual may have one or more pretrial interviews during the reported timeframe and a single interview may have one or more related cases from one or both jurisdictions.
- * Interviews with time in custody greater than 365 days are not shown in this visualization but are included in calculations of median, quartiles, etc.

Comparison of Impact of Jefferson County Domestic Violence Charges
on Pretrial Custody Outcomes by Race/Ethnicity

Interviews Including Cases Filed in Jefferson County with Most Recent Bond FY 2022
(3 of 4: District Misdemeanor)

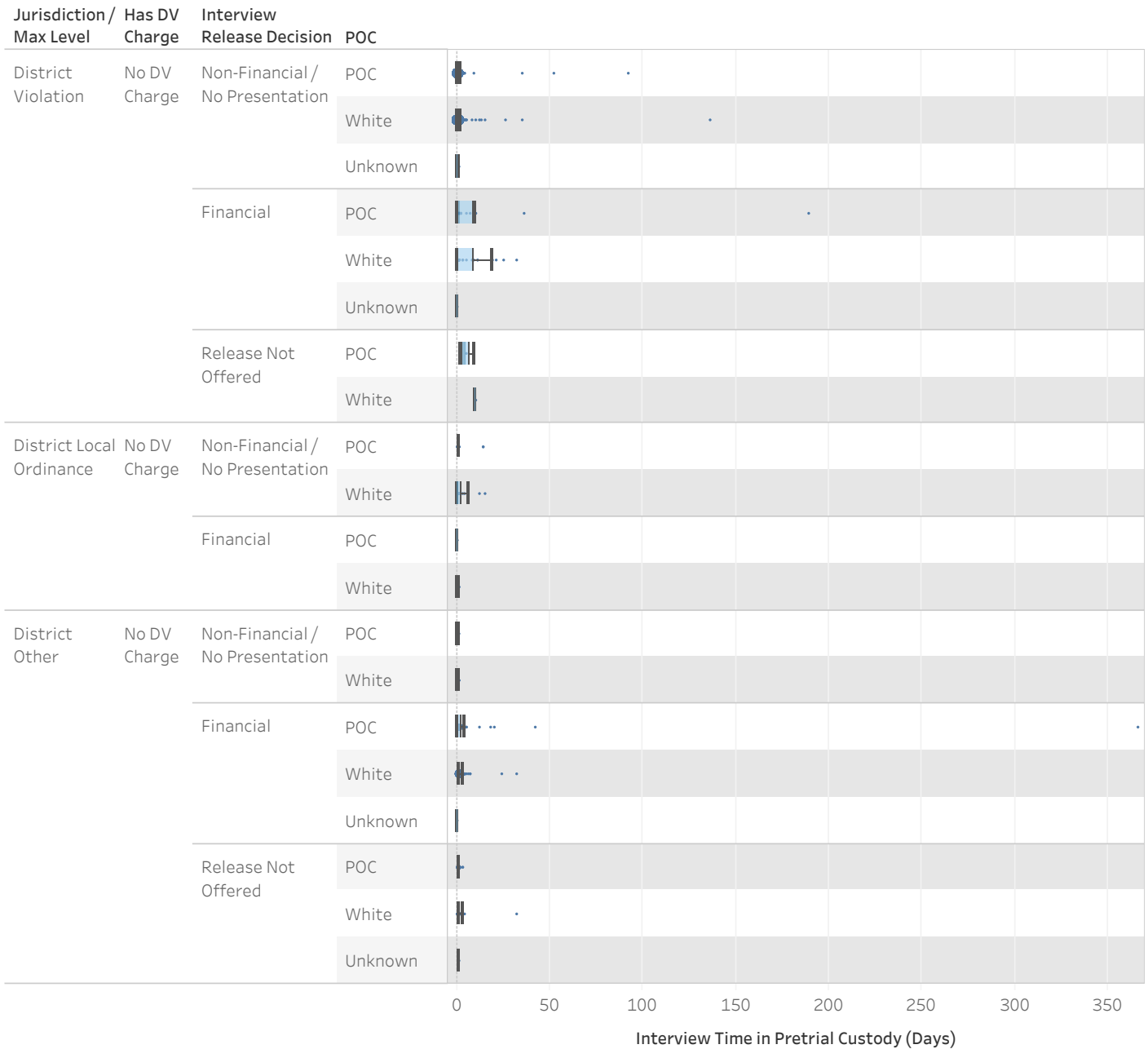


Statistical Analysis Considerations

- * Data provided from the Pretrial Information Management System.
- * Counts and percentages are of pretrial interviews, which represent discrete periods of pretrial custody from booking to arrest and any subsequent period of pretrial release.
- * A single individual may have one or more pretrial interviews during the reported timeframe and a single interview may have one or more related cases from one or both jurisdictions.
- * Interviews with time in custody greater than 365 days are not shown in this visualization but are included in calculations of median, quartiles, etc.

Comparison of Impact of Jefferson County Domestic Violence Charges
on Pretrial Custody Outcomes by Race/Ethnicity

Interviews Including Cases Filed in Jefferson County with Most Recent Bond FY 2022
(4 of 4: District Violation, Local Ordinance, & Other)

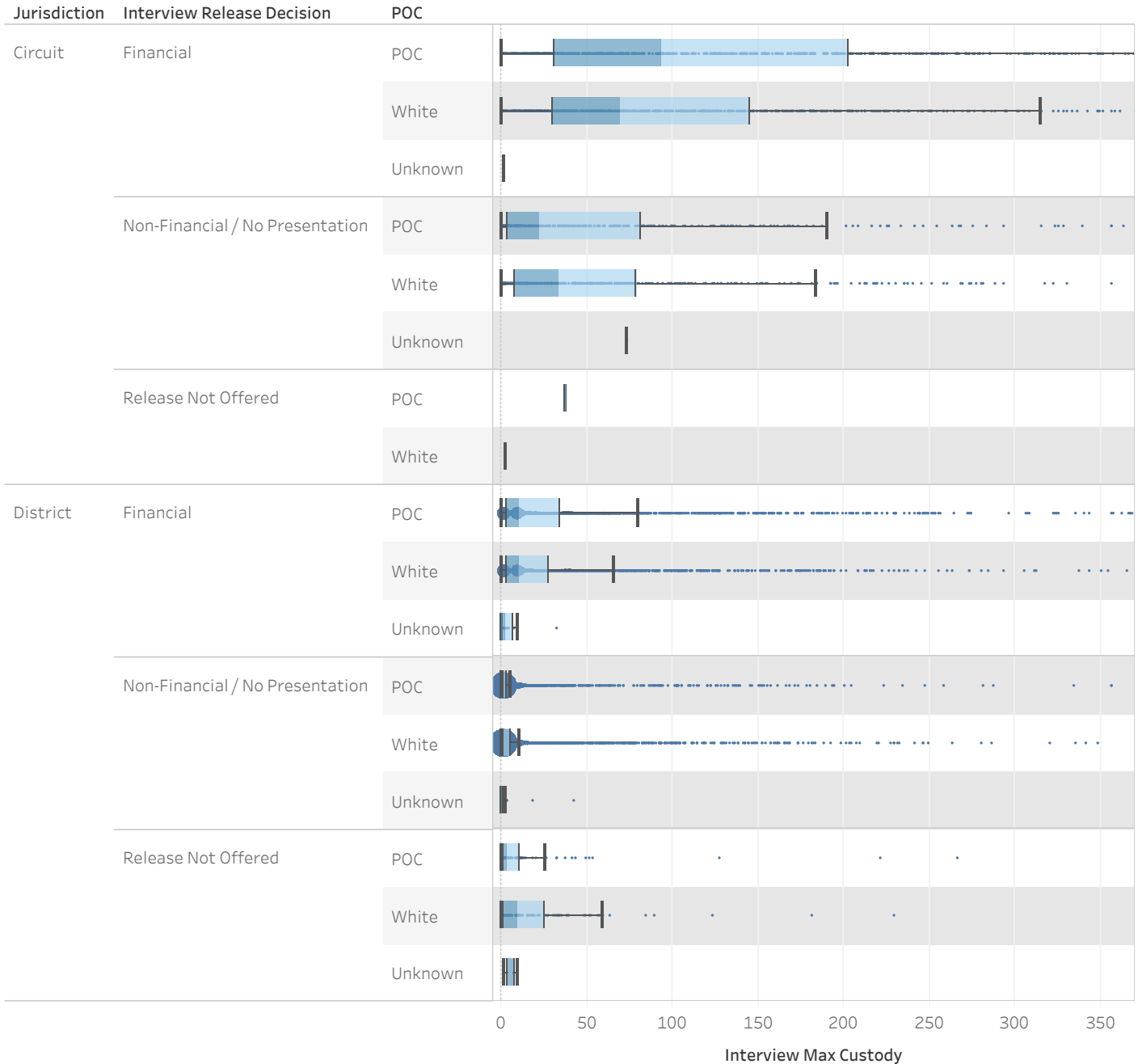


Statistical Analysis Considerations

- * Data provided from the Pretrial Information Management System.
- * Counts and percentages are of pretrial interviews, which represent discrete periods of pretrial custody from booking to arrest and any subsequent period of pretrial release.
- * A single individual may have one or more pretrial interviews during the reported timeframe and a single interview may have one or more related cases from one or both jurisdictions.
- * Interviews with time in custody greater than 365 days are not shown in this visualization but are included in calculations of median, quartiles, etc.

Comparison of Impact of Jefferson County Domestic Violence Charges
on Pretrial Custody Outcomes by Race/Ethnicity

Interviews Including Cases Filed in Jefferson County with Most Recent Bond FY 2022

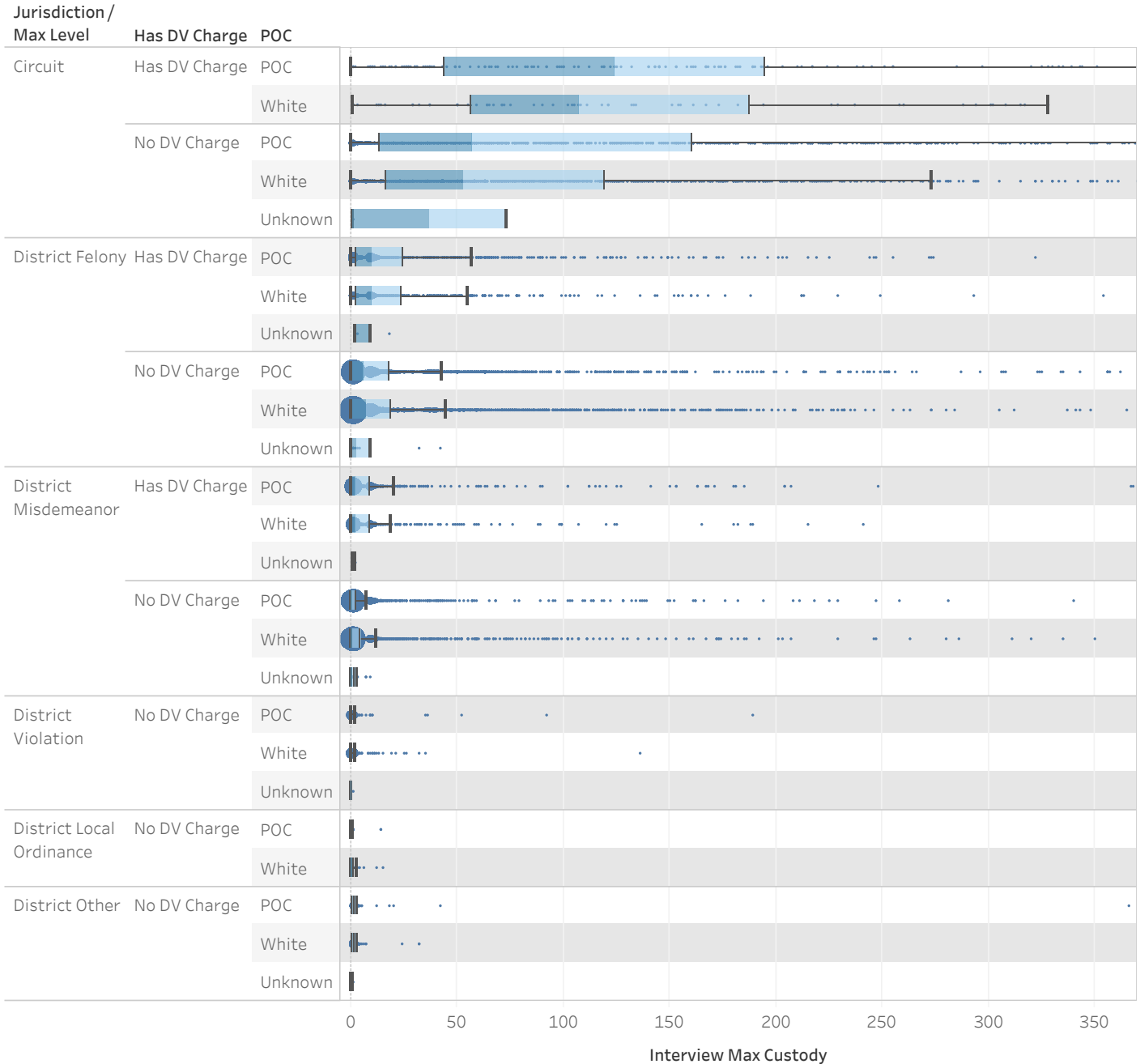


Statistical Analysis Considerations

- * Data provided from the Pretrial Information Management System.
- * Counts and percentages are of pretrial interviews, which represent discrete periods of pretrial custody from booking to arrest and any subsequent period of pretrial release.
- * A single individual may have one or more pretrial interviews during the reported timeframe and a single interview may have one or more related cases from one or both jurisdictions.
- * Interviews with time in custody greater than 365 days are not shown in this visualization but are included in calculations of median, quartiles, etc.

Comparison of Impact of Jefferson County Domestic Violence Charges
on Pretrial Custody Outcomes by Race/Ethnicity

Interviews Including Cases Filed in Jefferson County with Most Recent Bond FY 2022



Statistical Analysis Considerations

- * Data provided from the Pretrial Information Management System.
- * Counts and percentages are of pretrial interviews, which represent discrete periods of pretrial custody from booking to arrest and any subsequent period of pretrial release.
- * A single individual may have one or more pretrial interviews during the reported timeframe and a single interview may have one or more related cases from one or both jurisdictions.
- * Interviews with time in custody greater than 365 days are not shown in this visualization but are included in calculations of median, quartiles, etc.