



The Department of Information & Technology Services  
Research and Statistics  
1001 Vandalay Drive  
Frankfort, KY 40601  
(502) 573-2350

---

**JEFFERSON COUNTY CRIMINAL CASES FILED SINCE 1/1/2012  
INCLUDING FELONY CHARGES  
COMPARISON TO COUNTY POPULATION  
AND CASES INCLUDING PERSISTENT FELONY OFFENDER CHARGES**

---

February 1, 2022

**Statistics Request Overall Description**

On January 19, 2022, the Office of the Commonwealth's Attorney in Jefferson county requested a report comparing the racial/ethnic proportion of defendants receiving Persistent Felony Offender charges in Jefferson County criminal cases filed since 2012 to the racial/ethnic proportion of the population of Jefferson County.

CourtNet, which provides a summary of court cases statewide, was queried statewide for all criminal cases (Case number types *CR* [Circuit Criminal], *F* [Felony], *M* [Misdemeanor], and *T* [Traffic]) including at least one charge of an offense indicated by these UOR codes:

UOR Code	Kentucky Revised Statute	Offense Description
073101	532.080(3)	PERSISTENT FELONY OFFENDER - FIRST DEGREE
073102	532.080(2)	PERSISTENT FELONY OFFENDER - 2ND DEGREE
909817	532.080	*OBS* PERSISTENT FELONY OFFENDER
999022	532.080	PERSISTENT FELONY OFFENDER **AOC**

This data was limited to those cases filed in Jefferson County since 1/1/2012. A second query identified all criminal cases filed in Jefferson County since 1/1/2012 that include at least one felony-level charge. Defendant race and ethnicity was identified for each case in both compilations. For those cases in which demographic data was not entered, demographic data for the defendant was queried for any case cross-referenced with Cross Reference Type *GDJ* (Grand Jury) for one of the cases identified in either dataset.

The data related to Persistent Felony Offender Charges underwent an additional process for the verification of defendant data as was performed in a Research & Statistics compilation of such data requested by Matt Mencarini of the Courier Journal. The identification of each defendant was queried for these cases using Criminal History Key, Social Security Number, Driver's License Number, date of birth, and name. The most valid identifier for each case is identified according to the hierarchy:

1. Criminal History Key
2. Social Security Number
3. Driver's License Number
4. Name with date of birth
5. Name without date of birth
6. Generic Identifier (Expunged, Record Destruction, John Doe)

---

---

**JEFFERSON COUNTY CRIMINAL CASES FILED SINCE 1/1/2012  
INCLUDING FELONY CHARGES  
COMPARISON TO COUNTY POPULATION  
AND CASES INCLUDING PERSISTENT FELONY OFFENDER CHARGES**

---

---

**Statistics Request Overall Description**

The validity of each identifier was indicated for each case. Using the best identifier available for each distinct defendant identified in this manner, Race and Ethnicity values were set for each case including this defendant.

United States Census 2019 Population estimate data for Jefferson County residents age 15 and greater is reported for reference<sup>1</sup>.

**Statistical Report 22\_RS3001**

The statistical report includes three pages. The first is a series of bar charts comparing the population proportions of Race/Ethnicity for the various reported groups.

- The chart at the top shows the Race/Ethnicity proportions of the US Census 2019 population estimate for Jefferson County for residents age 15 and greater.
- The chart in the middle shows the Race/Ethnicity proportions of the defendants in criminal cases filed in Jefferson County since 1/1/2012 including at least one felony charge. Cases filed in Circuit Court and District Court are reported separately.
- The chart at the bottom shows the Race/Ethnicity proportions of the defendants in criminal cases filed in Jefferson County since 1/1/2012 including at least one Persistent Felony Offender charge. Cases filed in Circuit Court and District Court are reported separately.

The second page includes the cross-tabulations of the numbers and percentages reported on the first page, including also those small numbers with marks too small to be visible on the first page's visualizations.

The third page provides additional details about the type of offense (Persistent Felony Offender in the First Degree or Second Degree) and the dispositions of the Persistent Felony Offender charges. The chart at the top of the page presents the Race/Ethnicity proportion of cases including charges each type of Persistent Felony Offender offense in Circuit Court. The cross-tabulation at the bottom includes separate counts of distinct cases and Persistent Felony Offender charges grouped by the type of offense, defendant Race/Ethnicity, Jurisdiction (Circuit or District Court), and Disposition Category.

Statistical Analysis Considerations:

- The data file is a snapshot in time including data as it existed on the day it was queried.
- UOR Codes 909817 & 999022 had no records return for the requested timeframe and county.
- Counts of cases do not necessarily represent counts of unique individuals, as the same individual may have multiple cases in any given period of time.

---

<sup>1</sup> <https://www2.census.gov/programs-surveys/popest/technical-documentation/file-layouts/2010-2019/cc-est2019-alldata.pdf> Accessed 1/31/2022

**JEFFERSON COUNTY CRIMINAL CASES FILED SINCE 1/1/2012  
INCLUDING FELONY CHARGES  
COMPARISON TO COUNTY POPULATION  
AND CASES INCLUDING PERSISTENT FELONY OFFENDER CHARGES**

**Statistical Report 22\_RS3001**

- Reported charges consist of all original and amended charges within a case.
- Charges may receive temporary dispositions, such as Failure to Appear, Diversion, Grand Jury, etc. The case disposition date is set at the point when all charges have a disposition date reflecting either a permanent or temporary disposition. If a temporary disposition is later made permanent and the charge is not a post-disposition matter (contempt, parole violation, etc.), the case disposition date is not updated to reflect this new date.

**Data Variables Requested**

Database	Column Name	Description
CourtNet	County	The county in which a case was filed. This report is limited to cases filed in Jefferson County.
	Jurisdiction	The court jurisdiction in which a case was heard (Circuit or District Court).
	Race/Ethnicity	The race and ethnicity of the defendant of the case or population grouped as follows: <ul style="list-style-type: none"> <li>• Hispanic: Hispanic ethnicity with any race</li> <li>• Black: Black race with Non-Hispanic or Unknown ethnicity</li> <li>• White: White race with Non-Hispanic or Unknown ethnicity</li> <li>• Others: Any other race with Non-Hispanic or Unknown ethnicity. The other races available for selection in KYCourts are Asian and Indian. The races categorized as Other in from US Census data are American Indian and Alaska Native, Asian, Native Hawaiian and Other Pacific Islander, and individuals with Two or More Races.</li> </ul>
	Offense Type	Two separate types of Persistent Felony Offender offense are identified by UOR Code as follows: <ul style="list-style-type: none"> <li>• 073101: Persistent Felony Offender – First Degree</li> <li>• 073102: Persistent Felony Offender – Second Degree</li> </ul>
	PFO Disposition	Charge Dispositions of the Persistent Felony Offender charges are grouped for reporting purposes as follows: <p><b>Enhanced</b></p> <ul style="list-style-type: none"> <li>• Enhanced</li> </ul> <p><b>Acquitted / Dismissed</b></p> <ul style="list-style-type: none"> <li>• ACQ – Acquitted</li> <li>• NG – Not Guilty</li> <li>• CAD – Dismissal by Motion of Prosecutor</li> <li>• DD – Dismissed Diverted</li> <li>• DDP – Dismissed Deferred Prosecution</li> <li>• DEC – Deceased</li> <li>• DGJ – Dismissed After Present to Grand Jury</li> </ul>

**JEFFERSON COUNTY CRIMINAL CASES FILED SINCE 1/1/2012  
INCLUDING FELONY CHARGES  
COMPARISON TO COUNTY POPULATION  
AND CASES INCLUDING PERSISTENT FELONY OFFENDER CHARGES**

**Data Variables Requested**

		<ul style="list-style-type: none"> <li>• DIS – Dismissed</li> <li>• DWP – Dismissed with Prejudice</li> <li>• HNG – Hung Jury</li> <li>• INC – Incompetent to Stand Trial</li> <li>• MST - Mistrial</li> <li>• NGJ – No Action Taken by Grand Jury</li> <li>• NTB – No True Bill Returned by Grand Jury</li> <li>• PAR – Pardon - Prior to Adjudication Only</li> <li>• PRDIS – Pre-Payable Citation Dismissed</li> <li>• SAV – Set Aside/Voided</li> <li>• VAC – Vacated Judgment</li> <li>• VEFC – Vacated Expunged Felony Conviction</li> <li>• VSC – Void Sealed Conviction</li> <li>• WD - Withdrawn</li> <li>• DIV – Diversion</li> <li>• DP – Deferred Prosecution</li> <li>• PTD – Pretrial Diversion</li> </ul> <p><b>Amended</b></p> <ul style="list-style-type: none"> <li>• AD – Amended Down</li> <li>• AGJ – Amended Down by Grand Jury</li> <li>• AMEND – Amended</li> <li>• AU – Amended Up</li> <li>• AUGJ – Amended Up by Grand Jury</li> </ul> <p><b>FTA/FTV/AP</b></p> <ul style="list-style-type: none"> <li>• AP – Administrative Procedure</li> <li>• FTA – Failure to Appear</li> <li>• FTV – Fugitive</li> </ul> <p><b>Indictment</b></p> <ul style="list-style-type: none"> <li>• IND – Indictment by Grand Jury / Information</li> </ul> <p><b>Others</b></p> <ul style="list-style-type: none"> <li>• Any Other Disposition</li> </ul> <p><b>Pending</b></p> <ul style="list-style-type: none"> <li>• Any charge without a final or temporary disposition</li> </ul>
--	--	--

**Disclaimer Associated with KCOJ/AOC Database(s) and Element(s)**

**RESEARCH AND STATISTICS DISCLAIMER FOR COURTNET**

Information received from KYCourts/CourtNet is subject to change(s), reprogramming, modification(s) of format and availability at the direction of the Administrative Office of the Courts (AOC), and may

---

---

**JEFFERSON COUNTY CRIMINAL CASES FILED SINCE 1/1/2012  
INCLUDING FELONY CHARGES  
COMPARISON TO COUNTY POPULATION  
AND CASES INCLUDING PERSISTENT FELONY OFFENDER CHARGES**

---

---

**Disclaimer Associated with KCOJ/AOC Database(s) and Element(s)**

not at any particular moment reflect the true status of court cases due to ordinary limitation(s), delay(s) or error(s) in the system's operation. The KYCourts/CourtNet database is not a real-time system. All datasets are a snapshot of case data at the time a query is run. Case counts are not counts of individuals as some persons may have multiple cases.

The AOC disclaims any warranties as to the validity of the information obtained from KYCourts/CourtNet. The recipient is solely responsible for verifying information received from KYCourts/CourtNet through the cross-referencing of official court records. The AOC shall not be liable to the recipient, or to any third party using the system or information obtained therefrom, for any damages whatsoever arising out of the use of KYCourts/CourtNet.

**RESEARCH AND STATISTICS UOR CODE DISCLAIMER**

The Kentucky State Police (KSP) assigns the Kentucky Uniform Crime Reporting Codes (UOR Codes) to criminal offenses in the Commonwealth of Kentucky. The KSP official list of UOR Codes by KRS number and descriptor can be obtained at the KSP's website at [www.kentuckystatepolice.org](http://www.kentuckystatepolice.org).

The AOC assigns and maintains codes that are used within the Court of Justice Case Management System for statistical and reporting purposes. These codes are used to identify local and city ordinances, as well as codes for general administrative purposes. The AOC official list of UOR Codes with KRS number and descriptor can be obtained at the Court of Justice Website at [courts.ky.gov/aoc/statisticalreports](http://courts.ky.gov/aoc/statisticalreports). The AOC UOR Code Listing is for informational purposes only and the information is subject to change, reprogramming, modifications of format, and availability at the direction of the Administrative Office of the Courts (AOC).

A query for data based on specified charges will include each UOR code specified and possible supplemental codes. Supplemental codes (or "ASCF" codes) to any UOR code include: 1) attempt, 2) solicitation, 3) conspiracy, 4) facilitation, 5) complicity, and 6) enhancement. In total, UOR codes contain seven digits. The first six digits are specific to that charge. The seventh digit indicates if there is a supplemental code. A "0" as the seventh digit means that is the primary UOR code and it does not have a supplemental code. If there are supplemental codes, the "0" will change to a 1, 2, 3, 4, 5, or 6 (the numbering corresponds to the list above). An enhancement does not exist on all UOR codes. When a supplemental code does not appear within a dataset, charge(s) did not occur during this period. The presence of "\*obs" within the description of a UOR code indicates an obsolete UOR code. However, the code is still present within the KYCourts/CourtNet database and may still be utilized. Not every UOR code included in the query will have charges associated with it in each calendar year examined. Some cases may contain multiple charges; therefore, charge counts may exceed case counts. The number of cases cannot be inferred as the number of individuals as multiple cases may have the same defendant.

The AOC disclaims and makes no warranty, express or implied, nor assumes any legal liability or responsibility, for the validity, accuracy, correctness, or completeness of any information that is available and/or obtained through this listing. The recipient is solely responsible for verifying the

---

---

**JEFFERSON COUNTY CRIMINAL CASES FILED SINCE 1/1/2012  
INCLUDING FELONY CHARGES  
COMPARISON TO COUNTY POPULATION  
AND CASES INCLUDING PERSISTENT FELONY OFFENDER CHARGES**

---

---

**Disclaimer Associated with KCOJ/AOC Database(s) and Element(s)**

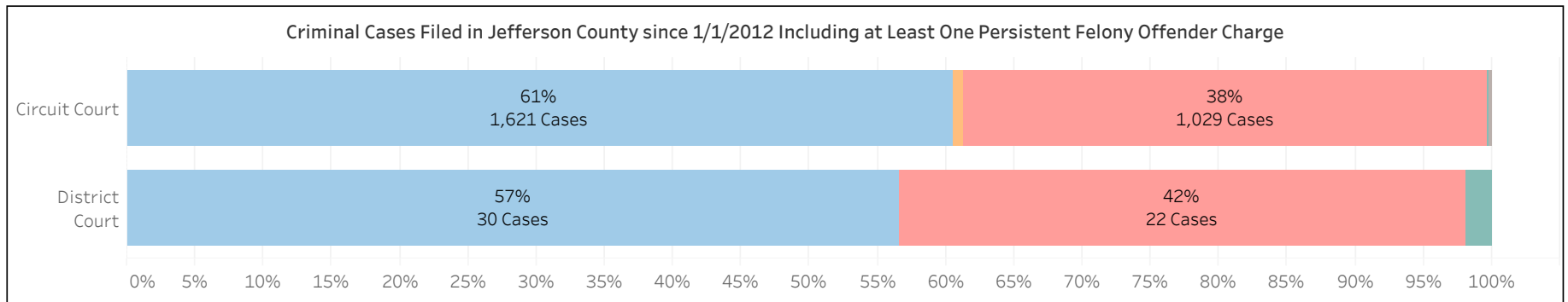
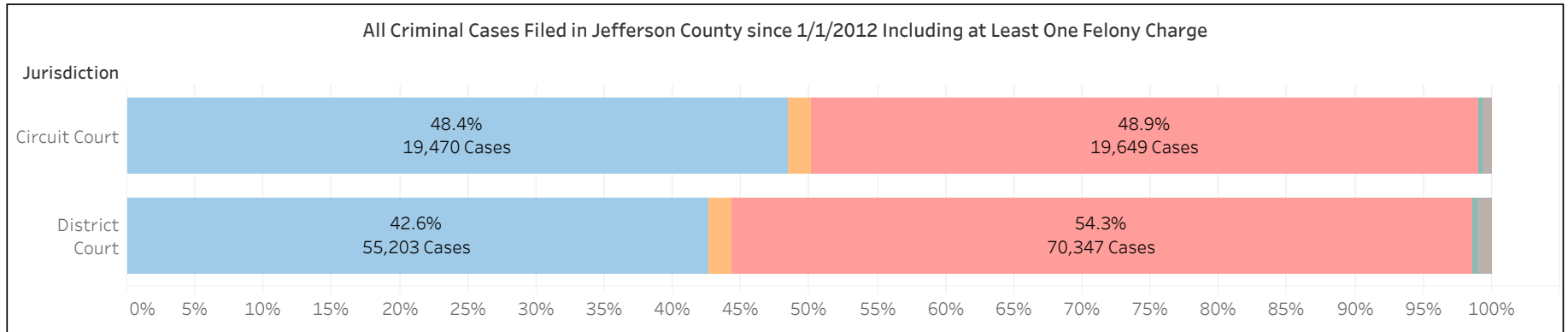
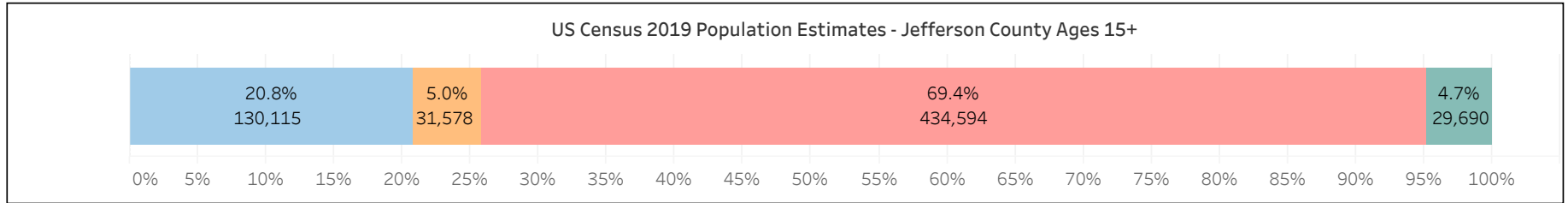
accuracy of the information received from the official owner of the UOR Codes, the KSP. Furthermore, the AOC shall not be liable to the recipient, the recipient's heirs and assigns, next of kin or to any third party, for any and all claims, demands, losses or damages arising from the usage of this list and/or information contained therein.



ADMINISTRATIVE OFFICE OF THE COURTS  
Research and Statistics

Jefferson County Criminal Cases Filed Since 1/1/2012 Including Felony Charges  
Comparison to County Population and Cases Including Persistent Felony Offender Charges

Race/Ethnicity  
■ Black    ■ Hispanic    ■ White    ■ Other    ■ Unknown



**Statistical Analysis Considerations**

\* Data provided from the CourtNet database.

\* Counts of cases do not represent counts of distinct defendants. An individual may be involved in one or more criminal cases during a given period of time.

Run Date:

2/1/2022

Page 1 of 3



**ADMINISTRATIVE OFFICE OF THE COURTS  
Research and Statistics**

22\_RS3001

**Jefferson County Criminal Cases Filed Since 1/1/2012 Including Felony Charges  
Comparison to County Population and Cases Including Persistent Felony Offender Charges**

**US Census 2019 Population Estimates - Jefferson County Ages 15+**

Total Black	% Black	Total Hispanic	% Hispanic	Total White	% White	Total Others	% Others
130,115	20.8%	31,578	5.0%	434,594	69.4%	29,690	4.7%

**All Criminal Cases Filed in Jefferson County since 1/1/2012 Including at Least One Felony Charge**

Jurisdiction	Race/Ethnicity				
	Black	Hispanic	White	Other	Unknown
Circuit Court	48.4%	1.7%	48.9%	0.3%	0.6%
	19,470 Cases	699 Cases	19,649 Cases	131 Cases	261 Cases
District Court	42.6%	1.7%	54.3%	0.3%	1.0%
	55,203 Cases	2,248 Cases	70,347 Cases	447 Cases	1,293 Cases

**All Criminal Cases Filed in Jefferson County since 1/1/2012 Including at Least One Persistent Felony Offender Charge**

Jurisdiction	Race/Ethnicity				
	Black	Hispanic	White	Other	Unknown
Circuit Court	61%	1%	38%	0%	0%
	1,621 Cases	21 Cases	1,029 Cases	2 Cases	6 Cases
District Court	57%		42%	2%	
	30 Cases		22 Cases	1 Cases	

**Statistical Analysis Considerations**

\* Data provided from the CourtNet database.

\* Counts of cases do not represent counts of distinct defendants. An individual may be involved in one or more criminal cases during a given period of time.

Run Date:

2/1/2022

Page 2 of 3

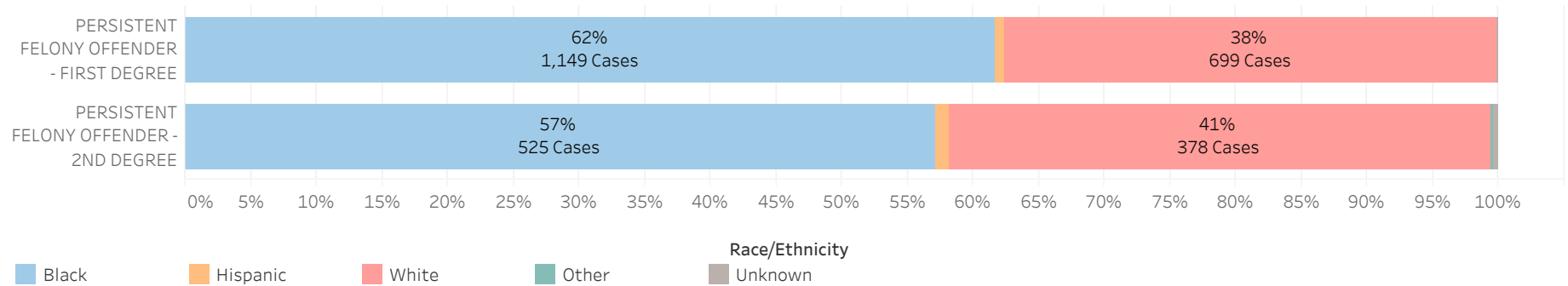




**ADMINISTRATIVE OFFICE OF THE COURTS**  
**Research and Statistics**

**Jefferson County Criminal Cases Filed Since 1/1/2012 Including Felony Charges**  
**Cases Including Persistent Felony Offender Charges by Offense Type and Charge Disposition**

**Persistent Felony Offender Charges in Circuit Criminal Cases Filed in Jefferson County since 1/1/2012**



Jurisdiction	PFO Disposition		PERSISTENT FELONY OFFENDER - FIRST DEGREE					PERSISTENT FELONY OFFENDER - 2ND DEGREE					Grand Total
			Black	White	Hispanic	Other	Unknown	Black	White	Hispanic	Other	Unknown	
Circuit Court	Enhanced	Cases	114	71				112	82	1			380
		Charges	114	71				112	82	1			380
	Acquitted / Dismissed	Cases	921	540	10		2	394	279	9	2	4	2,161
		Charges	922	540	10		2	394	279	9	2	4	2,162
	Amended	Cases	53	48				1					102
		Charges	53	48				1					102
	FTA / FTV / AP	Cases	13	6				5	3				27
		Charges	13	6				5	3				27
	Other	Cases	2	1									3
		Charges	2	1									3
Pending	Cases	47	33	1			13	14				108	
	Charges	47	33	1			13	14				108	
Total	Cases	1,149	699	11		2	525	378	10	2	4	2,679	
	Charges	1,151	699	11		2	525	378	10	2	4	2,782	
District Court	Acquitted / Dismissed	Cases	21	8				5	7				41
		Charges	21	8				5	7				41
	FTA / FTV / AP	Cases				1							1
		Charges				1							1
	Indictment	Cases	1	4				2	2				9
		Charges	1	4				2	2				9
	Other	Cases		1									1
		Charges		1									1
	Pending	Cases	1										1
		Charges	1										1
Total	Cases	23	13		1		7	9				53	
	Charges	23	13		1		7	9				53	

**Statistical Analysis Considerations**

\* Data provided from the CourtNet database.

\* Counts of cases do not represent counts of distinct defendants. An individual may be involved in one or more criminal cases during a given period of time.

Run Date:

2/1/2022