



The Department of Information and Technology Services
Research and Statistics
1001 Vandalay Drive
Frankfort, KY 40601
(502) 573-2350

JEFFERSON COUNTY CIRCUIT & DISTRICT COURT CRIMINAL CASES FILED, DISPOSED, OR PENDING 1/1/2019 – 5/31/2022

June 20, 2022

Statistics Request Overall Description

On June 9, 2022, the Indianapolis Star requested a report of the number of Circuit & District Court criminal cases that were pending in Jefferson County each month since January 2019.

Pending status is typically identified as a snapshot of present status. The data definition of a pending case is a case that is missing a disposition date, for which there is an active Re-Open status, or for which at least one charge has a temporary disposition such as Failure to Appear. An approximation of pending status can be captured for a past date by identifying cases with a filing date prior to the date of interest and either no disposition date or a disposition date following the date of interest. This will never truly match the number that would have been captured on that date. The following differences should be noted:

- The disposition date of a criminal case is set once all charges within the case reach a final disposition or one of several temporary dispositions including failure to appear and others typically found in Circuit Court cases. This disposition date is then typically not changed, even if the temporary dispositions are removed when a defendant is brought before the court following a failure to appear. As such, this return to active status would be captured in a present snapshot of pending status but cannot be identified for past dates.
- Other temporary dispositions such as Diversion do not cause the case disposition date to be set. While cases that are pending per Diversion may be excluded from a count of presently pending cases, they cannot be excluded from the evaluation of past dates.

The CourtNet database, which provides a summary of cases statewide, was queried for case and scheduled event data related to Jefferson County Circuit & District Criminal cases with filing dates between 1/1/2019 - 5/31/2022, with disposition dates on or after 1/1/2019 – 5/31/2022, and/or without disposition dates as of the date of the query.

Statistical Table (22_RS3204)

Report 22_RS3204 presents Circuit Criminal (CR) case & District Criminal (T, M & F) case within a series of snapshot dates includes from January 2019 to May 2022. These snapshot statistics are defined as follows:

- **Pending Total:** The number of cases with a case filing date on or prior to the snapshot date and either a disposition date after the snapshot date or no disposition date.
 - **Pending - Future Event:** Among the Pending Total, the number of cases that as of the snapshot date had at least one event scheduled for a date on or after that date that was entered into the database prior to that date.

**JEFFERSON COUNTY CIRCUIT & DISTRICT COURT CRIMINAL CASES
FILED, DISPOSED, OR PENDING 1/1/2019 – 5/31/2022**

Statistical Table (22_RS3204)

- **Pending - No Future Event:** Among the Pending Total, the number of cases that as of the snapshot date did not have at least one event scheduled for a date on or after that date that was entered into the database prior to that date.
- **Filed Previous Month:** The total number of cases with a filing date during the month preceding the snapshot date.
- **Disposed Previous Month:** The total number of cases with a disposition date during the month preceding the snapshot date.

Page 1: Provides the Circuit Criminal (CR) Case snapshot statistics as a line chart.

Page 2: The cross table on the top of the page provides the Circuit Criminal (CR) cases pending snapshot statistics for each month's snapshot. The cross table on the bottom of the page includes the "cases filed previous month" and "cases disposed previous month" snapshots of Circuit Criminal (CR) cases during each month from January 2019 to May 2022, including grand totals.

Page 3: Provides the Total District Criminal (F, M & T) case snapshot statistics as a line chart.

Page 4: The cross table on the top of the page provides the District Criminal (T, M & F) cases pending snapshot statistics for each month's snapshot. The cross table on the bottom of the page includes the "cases filed previous month" and "cases disposed previous month" snapshots of District Criminal (T, M & F) cases during each month from January 2019 to May 2022, including grand totals.

Page 5: Provides the District Criminal (F, M & T) case snapshot statistics as a line chart with separate counts for each Case Number Type.

Page 6: The cross table provides the District Criminal (T, M & F) cases pending snapshot statistics for each month's snapshot with separate counts for each Case Number Type.

Page 7: The cross table includes the "cases filed previous month" and "cases disposed previous month" snapshots of District Criminal (T, M & F) cases during each month from January 2019 to May 2022, including grand totals with separate counts for each Case Number Type.

Statistical Analysis Considerations:

- These statistics represent a snapshot in time, as of the date the data was compiled on June 20, 2022.
- The presentation of the number of cases pending on a past date approximates what the number would have been if captured on that date.
- A case may consist of one or multiple charges. The report's count of cases represents a distinct count of case numbers, regardless of the number of charges associated with the case.
- Counts of cases do not necessarily represent counts of unique individuals.

**JEFFERSON COUNTY CIRCUIT & DISTRICT COURT CRIMINAL CASES
FILED, DISPOSED, OR PENDING 1/1/2019 – 5/31/2022**

Data Variables Requested

| Database | Data Variable | Description |
|----------|-----------------------|---|
| CourtNet | County | The county in which a case was filed/disposed. This report is limited to Jefferson County. |
| | Case Filing Date | The date on which a case was filed. |
| | Case Disposition Date | For a criminal case, the date on which the last pending charge received a final disposition or a temporary disposition configured to set a case disposition date (e.g. Failure to Appear). |
| | Snapshot Date | The date from which the snapshot statistics described above are calculated. The dates are the first of each month from January 2019 to May 2022. |
| | Case Number Type | The case number type is a type indicated by a code within the case number. For instance, 17-M-00041 would be the 41 st Misdemeanor case filed during 2017 within a county, with “M” indicating a District Misdemeanor case. Typically, case number type codes with one letter indicate District (Limited Jurisdiction) cases while codes with two letters indicate Circuit (General Jurisdiction) cases, though there may be exceptions. The most common exception is Family Circuit Court, which is a General Jurisdiction that hears family-related cases otherwise heard in either Circuit or District Court in non-Family Court counties. This report is limited to (CR, F, M and T) case number types. |
| | Cases | A count of the distinct cases included any of the specified charges. |

Disclaimer Associated with KCOJ/AOC Database(s) and Element(s)

RESEARCH AND STATISTICS DISCLAIMER

Information received from KYCourts/CourtNet is subject to change(s), reprogramming, modification(s) of format and availability at the direction of the Administrative Office of the Courts (AOC), and may not at any particular moment reflect the true status of court cases due to ordinary limitation(s), delay(s) or error(s) in the system’s operation. The KYCourts/CourtNet database is not a real-time system. All datasets are a snapshot of case data at the time a query is run. Case counts are not counts of individuals as some persons may have multiple cases.

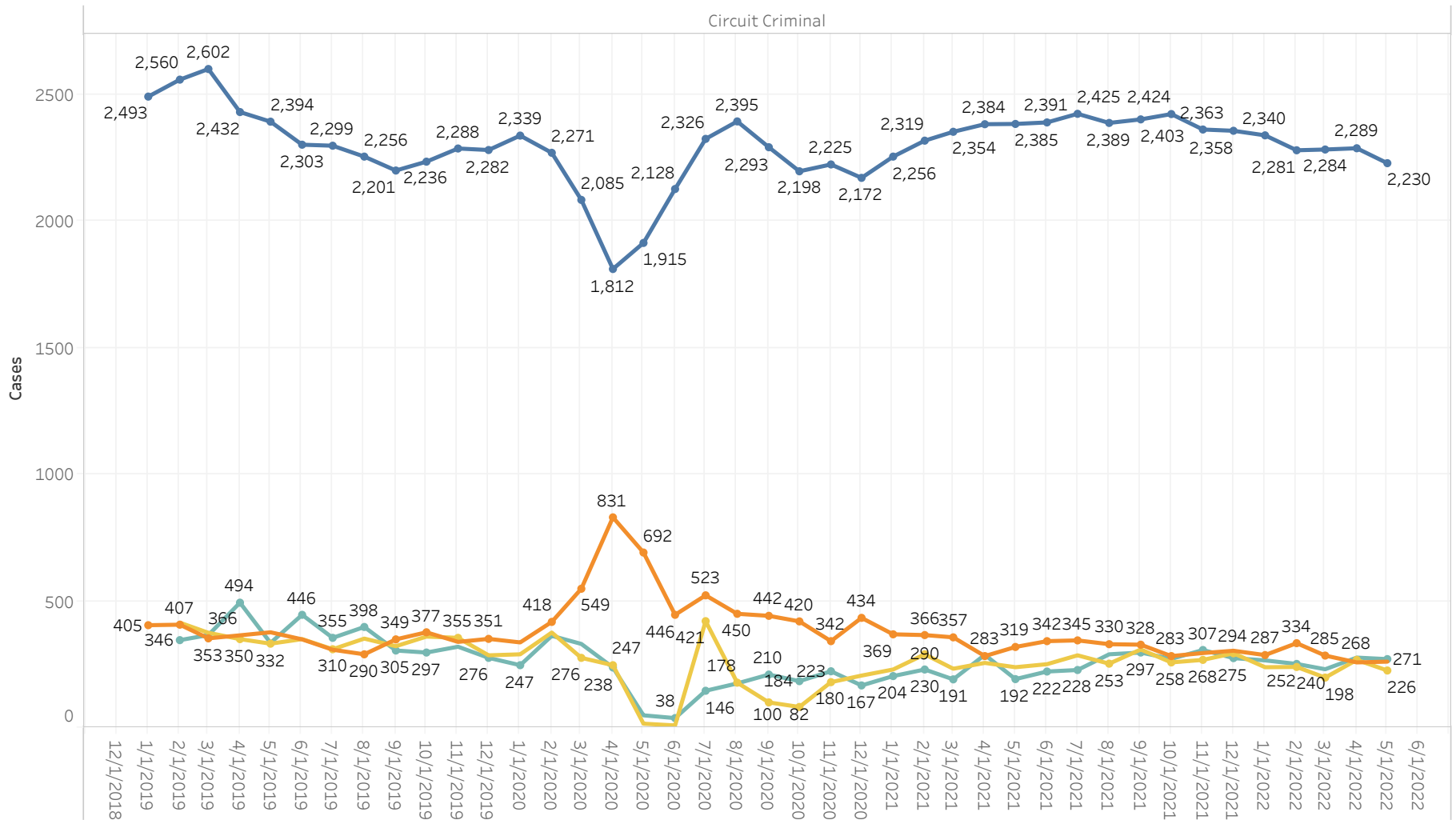
The AOC disclaims any warranties as to the validity of the information obtained from KYCourts/CourtNet. The recipient is solely responsible for verifying information received from KYCourts/CourtNet through the cross-referencing of official court records. The AOC shall not be liable to the recipient, or to any third party using the system or information obtained therefrom, for any damages whatsoever arising out of the use of KYCourts/CourtNet.



ADMINISTRATIVE OFFICE OF THE COURTS
Research and Statistics
Circuit Court Criminal (CR) Cases Pending, Filed or Disposed 1/1/2019 - 5/31/2022
JEFFERSON COUNTY

■ Pending - Future Event
 ■ Pending - No Future Event
 ■ Filed Previous Month
 ■ Disposed Previous Month

Monthly Snapshot of Circuit Criminal Cases Pending per Month



Statistical Analysis Considerations

* Data provided from the CourtNet database.

* A single case may have one or more charges, counts of cases are not counts of distinct defendants.

Data Valid:

6/20/2022

Page 1 of 7



ADMINISTRATIVE OFFICE OF THE COURTS
Research and Statistics
Circuit Court Criminal (CR) Cases Pending, Filed or Disposed 1/1/2019 - 5/31/2022
JEFFERSON COUNTY

| Monthly Snapshot of Circuit Criminal Pending Cases | | | | | | | | | | | | |
|---|------------------------|---------------------------|---------------|------------------------|---------------------------|---------------|------------------------|---------------------------|---------------|------------------------|---------------------------|---------------|
| | 2019 | | | 2020 | | | 2021 | | | 2022 | | |
| | Pending - Future Event | Pending - No Future Event | Pending Total | Pending - Future Event | Pending - No Future Event | Pending Total | Pending - Future Event | Pending - No Future Event | Pending Total | Pending - Future Event | Pending - No Future Event | Pending Total |
| January | 2,493 | 405 | 2,898 | 2,339 | 337 | 2,676 | 2,256 | 369 | 2,625 | 2,340 | 287 | 2,627 |
| February | 2,560 | 407 | 2,967 | 2,271 | 418 | 2,689 | 2,319 | 366 | 2,685 | 2,281 | 334 | 2,615 |
| March | 2,602 | 353 | 2,955 | 2,085 | 549 | 2,634 | 2,354 | 357 | 2,711 | 2,284 | 285 | 2,569 |
| April | 2,432 | 365 | 2,797 | 1,812 | 831 | 2,643 | 2,384 | 283 | 2,667 | 2,289 | 258 | 2,547 |
| May | 2,394 | 377 | 2,771 | 1,915 | 692 | 2,607 | 2,385 | 319 | 2,704 | 2,230 | 261 | 2,491 |
| June | 2,303 | 349 | 2,652 | 2,128 | 446 | 2,574 | 2,391 | 342 | 2,733 | | | |
| July | 2,299 | 308 | 2,607 | 2,326 | 523 | 2,849 | 2,425 | 345 | 2,770 | | | |
| August | 2,256 | 290 | 2,546 | 2,395 | 450 | 2,845 | 2,389 | 330 | 2,719 | | | |
| September | 2,201 | 349 | 2,550 | 2,293 | 442 | 2,735 | 2,403 | 328 | 2,731 | | | |
| October | 2,236 | 377 | 2,613 | 2,198 | 420 | 2,618 | 2,424 | 283 | 2,707 | | | |
| November | 2,288 | 339 | 2,627 | 2,225 | 342 | 2,567 | 2,363 | 295 | 2,658 | | | |
| December | 2,282 | 351 | 2,633 | 2,172 | 434 | 2,606 | 2,358 | 304 | 2,662 | | | |

| Monthly Snapshot Circuit Criminal Cases Filed/Disposed | | | | | | | | | | |
|---|--------------|--------------|--------------|--------------|---------------|----------------|--------------|--------------|--------------|---------------|
| | Cases Filed | | | | | Cases Disposed | | | | |
| | 2019 | 2020 | 2021 | 2022 | Total | 2019 | 2020 | 2021 | 2022 | Total |
| January | 415 | 376 | 290 | 240 | 1,321 | 346 | 363 | 230 | 252 | 1,191 |
| February | 375 | 276 | 233 | 198 | 1,082 | 387 | 331 | 207 | 244 | 1,169 |
| March | 350 | 247 | 256 | 268 | 1,121 | 508 | 238 | 300 | 290 | 1,336 |
| April | 332 | 16 | 239 | 226 | 813 | 358 | 52 | 202 | 282 | 894 |
| May | 350 | 9 | 251 | 214 | 824 | 469 | 42 | 222 | 281 | 1,014 |
| June | 310 | 421 | 286 | | 1,017 | 355 | 146 | 249 | | 750 |
| July | 352 | 178 | 253 | | 783 | 413 | 182 | 304 | | 899 |
| August | 322 | 100 | 309 | | 731 | 318 | 210 | 297 | | 825 |
| September | 360 | 82 | 258 | | 700 | 297 | 199 | 282 | | 778 |
| October | 355 | 180 | 268 | | 803 | 341 | 231 | 317 | | 889 |
| November | 286 | 206 | 294 | | 786 | 280 | 167 | 290 | | 737 |
| December | 290 | 230 | 239 | | 759 | 247 | 211 | 274 | | 732 |
| Grand Total | 4,097 | 2,321 | 3,176 | 1,146 | 10,740 | 4,319 | 2,372 | 3,174 | 1,349 | 11,214 |

Statistical Analysis Considerations

* Data provided from the CourtNet database.

* A single case may have one or more charges, counts of cases are not counts of distinct defendants.

Data Valid:

6/20/2022

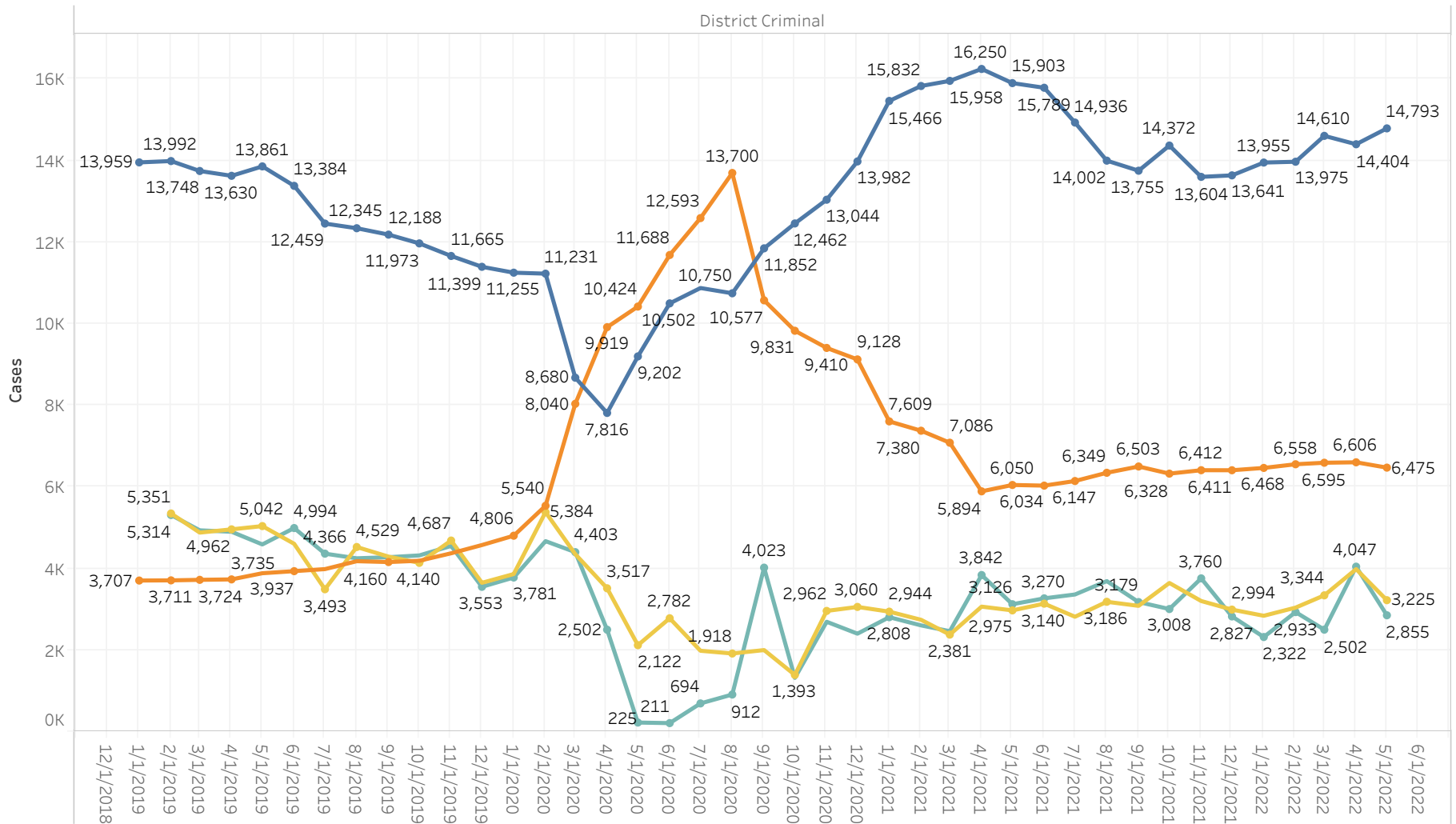
Page 2 of 7



ADMINISTRATIVE OFFICE OF THE COURTS
Research and Statistics
District Court Criminal (T, M & F) Cases Pending, Filed or Disposed 1/1/2019 - 5/31/2022
JEFFERSON COUNTY

■ Pending - Future Event
 ■ Pending - No Future Event
 ■ Filed Previous Month
 ■ Disposed Previous Month

Monthly Snapshot of District Criminal Cases Pending per Month



Statistical Analysis Considerations

* Data provided from the CourtNet database.

* A single case may have one or more charges, counts of cases are not counts of distinct defendants.

Data Valid:

6/20/2022

Page 3 of 7



ADMINISTRATIVE OFFICE OF THE COURTS

Research and Statistics

District Court Criminal (T, M & F) Cases Pending, Filed or Disposed 1/1/2019 - 5/31/2022

JEFFERSON COUNTY

| Monthly Snapshot of District Criminal Pending Cases | | | | | | | | | | | | |
|---|------------------------|---------------------------|---------------|------------------------|---------------------------|---------------|------------------------|---------------------------|---------------|------------------------|---------------------------|---------------|
| | 2019 | | | 2020 | | | 2021 | | | 2022 | | |
| | Pending - Future Event | Pending - No Future Event | Pending Total | Pending - Future Event | Pending - No Future Event | Pending Total | Pending - Future Event | Pending - No Future Event | Pending Total | Pending - Future Event | Pending - No Future Event | Pending Total |
| January | 13,959 | 3,707 | 17,666 | 11,255 | 4,806 | 16,061 | 15,466 | 7,609 | 23,075 | 13,955 | 6,468 | 20,423 |
| February | 13,992 | 3,711 | 17,703 | 11,231 | 5,540 | 16,771 | 15,832 | 7,380 | 23,212 | 13,975 | 6,558 | 20,533 |
| March | 13,748 | 3,724 | 17,472 | 8,680 | 8,040 | 16,720 | 15,958 | 7,086 | 23,044 | 14,610 | 6,595 | 21,205 |
| April | 13,630 | 3,735 | 17,365 | 7,816 | 9,919 | 17,735 | 16,250 | 5,894 | 22,144 | 14,404 | 6,606 | 21,010 |
| May | 13,861 | 3,886 | 17,747 | 9,202 | 10,424 | 19,626 | 15,903 | 6,050 | 21,953 | 14,793 | 6,475 | 21,268 |
| June | 13,384 | 3,937 | 17,321 | 10,502 | 11,688 | 22,190 | 15,789 | 6,034 | 21,823 | | | |
| July | 12,459 | 3,987 | 16,446 | 10,879 | 12,593 | 23,472 | 14,936 | 6,147 | 21,083 | | | |
| August | 12,345 | 4,181 | 16,526 | 10,750 | 13,700 | 24,450 | 14,002 | 6,349 | 20,351 | | | |
| September | 12,188 | 4,160 | 16,348 | 11,852 | 10,577 | 22,429 | 13,755 | 6,503 | 20,258 | | | |
| October | 11,973 | 4,192 | 16,165 | 12,462 | 9,831 | 22,293 | 14,372 | 6,328 | 20,700 | | | |
| November | 11,665 | 4,375 | 16,040 | 13,044 | 9,410 | 22,454 | 13,604 | 6,412 | 20,016 | | | |
| December | 11,399 | 4,577 | 15,976 | 13,982 | 9,128 | 23,110 | 13,641 | 6,411 | 20,052 | | | |

| Monthly Snapshot District Criminal Cases Filed/Disposed | | | | | | | | | | |
|---|-------------|--------|--------|--------|---------|----------------|--------|--------|--------|---------|
| | Cases Filed | | | | | Cases Disposed | | | | |
| | 2019 | 2020 | 2021 | 2022 | Total | 2019 | 2020 | 2021 | 2022 | Total |
| January | 5,351 | 5,384 | 2,744 | 3,043 | 16,522 | 5,314 | 4,674 | 2,607 | 2,933 | 15,528 |
| February | 4,882 | 4,353 | 2,381 | 3,344 | 14,960 | 5,113 | 4,404 | 2,549 | 2,672 | 14,738 |
| March | 4,962 | 3,517 | 3,067 | 3,987 | 15,533 | 5,068 | 2,502 | 3,967 | 4,182 | 15,719 |
| April | 5,042 | 2,122 | 2,975 | 3,225 | 13,364 | 4,660 | 231 | 3,166 | 2,967 | 11,024 |
| May | 4,608 | 2,782 | 3,140 | 3,177 | 13,707 | 5,034 | 218 | 3,270 | 3,217 | 11,739 |
| June | 3,493 | 1,985 | 2,819 | | 8,297 | 4,367 | 703 | 3,559 | | 8,629 |
| July | 4,529 | 1,918 | 3,186 | | 9,633 | 4,448 | 940 | 3,918 | | 9,306 |
| August | 4,293 | 2,002 | 3,086 | | 9,381 | 4,471 | 4,023 | 3,179 | | 11,673 |
| September | 4,140 | 1,393 | 3,647 | | 9,180 | 4,323 | 1,529 | 3,205 | | 9,057 |
| October | 4,687 | 2,962 | 3,205 | | 10,854 | 4,812 | 2,801 | 3,889 | | 11,502 |
| November | 3,651 | 3,060 | 2,994 | | 9,705 | 3,715 | 2,404 | 2,958 | | 9,077 |
| December | 3,866 | 2,944 | 2,843 | | 9,653 | 3,781 | 2,979 | 2,472 | | 9,232 |
| Grand Total | 53,504 | 34,422 | 36,087 | 16,776 | 140,789 | 55,106 | 27,408 | 38,739 | 15,971 | 137,224 |

Statistical Analysis Considerations

* Data provided from the CourtNet database.

* A single case may have one or more charges, counts of cases are not counts of distinct defendants.

Data Valid:

6/20/2022

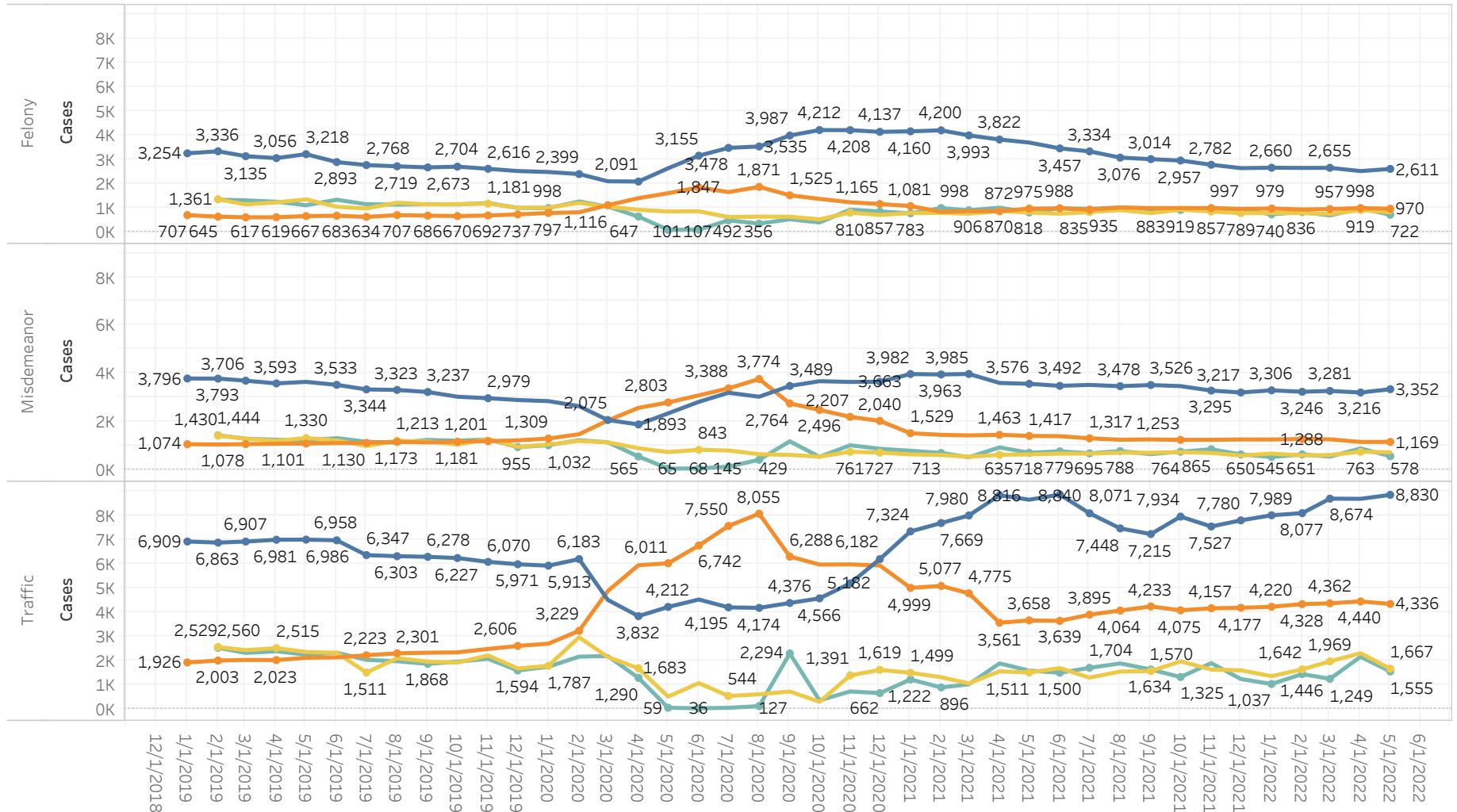
Page 4 of 7



ADMINISTRATIVE OFFICE OF THE COURTS
Research and Statistics
District Court Criminal (T, M & F) Cases Pending, Filed or Disposed 1/1/2019 - 5/31/2022
JEFFERSON COUNTY

■ Pending - Future Event
 ■ Pending - No Future Event
 ■ Filed Previous Month
 ■ Disposed Previous Month

Monthly Snapshot of District Criminal Cases Pending by Case Number Type



Statistical Analysis Considerations

- * Data provided from the CourtNet database.
- * A single case may have one or more charges, counts of cases are not counts of distinct defendants.



ADMINISTRATIVE OFFICE OF THE COURTS

22_RS3204

Research and Statistics

District Court Criminal (T, M & F) Cases Pending, Filed or Disposed 1/1/2019 - 5/31/2022

JEFFERSON COUNTY

| | | Monthly Snapshot of Cases Pending by Case Number Type | | | | | | | | | |
|-------------|-----------|---|--------------|------------------|--------------|------------------|--------------|------------------|--------------|------------------|--------------|
| | | 2019 | | 2020 | | 2021 | | 2022 | | | |
| | | Pending - Future | Pending - No | Pending - Future | Pending - No | Pending - Future | Pending - No | Pending - Future | Pending - No | Pending - Future | Pending - No |
| | | Event | Future Event | Event | Future Event | Event | Future Event | Event | Future Event | Event | Future Event |
| Felony | January | 3,254 | 707 | 2,483 | 797 | 4,160 | 1,081 | 2,660 | 979 | | |
| | February | 3,336 | 645 | 2,399 | 824 | 4,200 | 841 | 2,652 | 942 | | |
| | March | 3,135 | 617 | 2,101 | 1,116 | 3,993 | 873 | 2,655 | 957 | | |
| | April | 3,056 | 619 | 2,091 | 1,406 | 3,822 | 870 | 2,521 | 998 | | |
| | May | 3,218 | 667 | 2,638 | 1,610 | 3,697 | 975 | 2,611 | 970 | | |
| | June | 2,893 | 683 | 3,155 | 1,847 | 3,457 | 988 | | | | |
| | July | 2,768 | 634 | 3,478 | 1,655 | 3,334 | 935 | | | | |
| | August | 2,719 | 707 | 3,535 | 1,871 | 3,076 | 1,024 | | | | |
| | September | 2,673 | 686 | 3,987 | 1,525 | 3,014 | 998 | | | | |
| | October | 2,704 | 670 | 4,212 | 1,376 | 2,957 | 1,000 | | | | |
| | November | 2,616 | 692 | 4,208 | 1,237 | 2,782 | 997 | | | | |
| | December | 2,523 | 737 | 4,137 | 1,165 | 2,644 | 964 | | | | |
| Misdemeanor | January | 3,796 | 1,074 | 2,859 | 1,309 | 3,982 | 1,529 | 3,306 | 1,269 | | |
| | February | 3,793 | 1,063 | 2,649 | 1,487 | 3,963 | 1,462 | 3,246 | 1,288 | | |
| | March | 3,706 | 1,078 | 2,075 | 2,056 | 3,985 | 1,438 | 3,281 | 1,276 | | |
| | April | 3,593 | 1,093 | 1,893 | 2,580 | 3,612 | 1,463 | 3,216 | 1,168 | | |
| | May | 3,657 | 1,101 | 2,352 | 2,803 | 3,576 | 1,417 | 3,352 | 1,169 | | |
| | June | 3,533 | 1,120 | 2,829 | 3,099 | 3,492 | 1,407 | | | | |
| | July | 3,344 | 1,130 | 3,206 | 3,388 | 3,531 | 1,317 | | | | |
| | August | 3,323 | 1,173 | 3,041 | 3,774 | 3,478 | 1,261 | | | | |
| | September | 3,237 | 1,147 | 3,489 | 2,764 | 3,526 | 1,272 | | | | |
| | October | 3,042 | 1,181 | 3,684 | 2,496 | 3,481 | 1,253 | | | | |
| | November | 2,979 | 1,201 | 3,654 | 2,207 | 3,295 | 1,258 | | | | |
| | December | 2,905 | 1,234 | 3,663 | 2,040 | 3,217 | 1,270 | | | | |
| Traffic | January | 6,909 | 1,926 | 5,913 | 2,700 | 7,324 | 4,999 | 7,989 | 4,220 | | |
| | February | 6,863 | 2,003 | 6,183 | 3,229 | 7,669 | 5,077 | 8,077 | 4,328 | | |
| | March | 6,907 | 2,029 | 4,504 | 4,868 | 7,980 | 4,775 | 8,674 | 4,362 | | |
| | April | 6,981 | 2,023 | 3,832 | 5,933 | 8,816 | 3,561 | 8,667 | 4,440 | | |
| | May | 6,986 | 2,118 | 4,212 | 6,011 | 8,630 | 3,658 | 8,830 | 4,336 | | |
| | June | 6,958 | 2,134 | 4,518 | 6,742 | 8,840 | 3,639 | | | | |
| | July | 6,347 | 2,223 | 4,195 | 7,550 | 8,071 | 3,895 | | | | |
| | August | 6,303 | 2,301 | 4,174 | 8,055 | 7,448 | 4,064 | | | | |
| | September | 6,278 | 2,327 | 4,376 | 6,288 | 7,215 | 4,233 | | | | |
| | October | 6,227 | 2,341 | 4,566 | 5,959 | 7,934 | 4,075 | | | | |
| | November | 6,070 | 2,482 | 5,182 | 5,966 | 7,527 | 4,157 | | | | |
| | December | 5,971 | 2,606 | 6,182 | 5,923 | 7,780 | 4,177 | | | | |

Statistical Analysis Considerations

* Data provided from the CourtNet database.

* A single case may have one or more charges, counts of cases are not counts of distinct defendants.

Data Valid:

6/20/2022

Page 6 of 7



ADMINISTRATIVE OFFICE OF THE COURTS

22_RS3204

Research and Statistics

District Court Criminal (T, M & F) Cases Pending, Filed or Disposed 1/1/2019 - 5/31/2022

JEFFERSON COUNTY

Monthly Snapshot of District Criminal Cases Filed/Disposed

| | | Cases Filed | | | | Total | Cases Disposed | | | | Total |
|--------------------|-----------|---------------|---------------|---------------|---------------|----------------|----------------|---------------|---------------|---------------|----------------|
| | | 2019 | 2020 | 2021 | 2022 | | 2019 | 2020 | 2021 | 2022 | |
| Felony | January | 1,361 | 1,212 | 798 | 791 | 4,162 | 1,341 | 1,269 | 998 | 836 | 4,444 |
| | February | 1,147 | 1,053 | 766 | 749 | 3,715 | 1,376 | 1,059 | 941 | 731 | 4,107 |
| | March | 1,231 | 927 | 872 | 919 | 3,949 | 1,307 | 647 | 1,046 | 1,012 | 4,012 |
| | April | 1,355 | 857 | 813 | 819 | 3,844 | 1,145 | 106 | 833 | 757 | 2,841 |
| | May | 1,052 | 864 | 764 | 861 | 3,541 | 1,361 | 110 | 991 | 793 | 3,255 |
| | June | 983 | 628 | 835 | | 2,446 | 1,156 | 497 | 1,011 | | 2,664 |
| | July | 1,217 | 644 | 915 | | 2,776 | 1,192 | 371 | 1,084 | | 2,647 |
| | August | 1,148 | 641 | 795 | | 2,584 | 1,215 | 535 | 883 | | 2,633 |
| | September | 1,162 | 531 | 930 | | 2,623 | 1,147 | 455 | 985 | | 2,587 |
| | October | 1,181 | 810 | 857 | | 2,848 | 1,247 | 953 | 1,035 | | 3,235 |
| | November | 1,008 | 714 | 789 | | 2,511 | 1,056 | 857 | 960 | | 2,873 |
| | December | 1,018 | 792 | 797 | | 2,607 | 998 | 853 | 766 | | 2,617 |
| | | Total | 13,863 | 9,673 | 9,931 | 4,139 | 37,606 | 14,541 | 7,712 | 11,533 | 4,129 |
| Misdemeanor | January | 1,430 | 1,209 | 627 | 610 | 3,876 | 1,444 | 1,241 | 713 | 651 | 4,049 |
| | February | 1,302 | 1,149 | 555 | 626 | 3,632 | 1,374 | 1,154 | 557 | 603 | 3,688 |
| | March | 1,216 | 907 | 635 | 763 | 3,521 | 1,314 | 565 | 983 | 936 | 3,798 |
| | April | 1,330 | 748 | 651 | 739 | 3,468 | 1,258 | 66 | 733 | 602 | 2,659 |
| | May | 1,232 | 843 | 685 | 744 | 3,504 | 1,337 | 70 | 779 | 746 | 2,932 |
| | June | 999 | 813 | 683 | | 2,495 | 1,178 | 147 | 734 | | 2,059 |
| | July | 1,213 | 659 | 722 | | 2,594 | 1,191 | 438 | 831 | | 2,460 |
| | August | 1,185 | 632 | 721 | | 2,538 | 1,297 | 1,194 | 662 | | 3,153 |
| | September | 1,057 | 559 | 746 | | 2,362 | 1,218 | 632 | 810 | | 2,660 |
| | October | 1,292 | 761 | 714 | | 2,767 | 1,335 | 1,080 | 895 | | 3,310 |
| | November | 965 | 727 | 604 | | 2,296 | 1,006 | 885 | 670 | | 2,561 |
| | December | 1,061 | 653 | 686 | | 2,400 | 1,032 | 845 | 598 | | 2,475 |
| | | Total | 14,282 | 9,660 | 8,029 | 3,482 | 35,453 | 14,984 | 8,317 | 8,965 | 3,538 |
| Traffic | January | 2,560 | 2,963 | 1,319 | 1,642 | 8,484 | 2,529 | 2,164 | 896 | 1,446 | 7,035 |
| | February | 2,433 | 2,151 | 1,060 | 1,969 | 7,613 | 2,363 | 2,191 | 1,051 | 1,338 | 6,943 |
| | March | 2,515 | 1,683 | 1,560 | 2,305 | 8,063 | 2,447 | 1,290 | 1,938 | 2,234 | 7,909 |
| | April | 2,357 | 517 | 1,511 | 1,667 | 6,052 | 2,257 | 59 | 1,600 | 1,608 | 5,524 |
| | May | 2,324 | 1,075 | 1,691 | 1,572 | 6,662 | 2,336 | 38 | 1,500 | 1,678 | 5,552 |
| | June | 1,511 | 544 | 1,301 | | 3,356 | 2,033 | 59 | 1,814 | | 3,906 |
| | July | 2,099 | 615 | 1,549 | | 4,263 | 2,065 | 131 | 2,003 | | 4,199 |
| | August | 1,960 | 729 | 1,570 | | 4,259 | 1,959 | 2,294 | 1,634 | | 5,887 |
| | September | 1,921 | 303 | 1,971 | | 4,195 | 1,958 | 442 | 1,410 | | 3,810 |
| | October | 2,214 | 1,391 | 1,634 | | 5,239 | 2,230 | 768 | 1,959 | | 4,957 |
| | November | 1,678 | 1,619 | 1,601 | | 4,898 | 1,653 | 662 | 1,328 | | 3,643 |
| | December | 1,787 | 1,499 | 1,360 | | 4,646 | 1,751 | 1,281 | 1,108 | | 4,140 |
| | | Total | 25,359 | 15,089 | 18,127 | 9,155 | 67,730 | 25,581 | 11,379 | 18,241 | 8,304 |
| Grand Total | | 53,504 | 34,422 | 36,087 | 16,776 | 140,789 | 55,106 | 27,408 | 38,739 | 15,971 | 137,224 |

Statistical Analysis Considerations

* Data provided from the CourtNet database.

* A single case may have one or more charges, counts of cases are not counts of distinct defendants.

Data Valid:

6/20/2022

Page 7 of 7