



The Department of Shared Services
Research and Statistics
1001 Vandalay Drive
Frankfort, KY 40601
(502) 573-2350

RACE/ETHNICITY OUTCOME PROPORTIONALITY IN STATEWIDE JUDICIAL PROGRAMS CY 2019-2023

April 25, 2024

By

Daniel Sturtevant (*Data Officer*)
Samuel Christopher (*Data Analyst*)

Statistics Request Overall Description

On March 20, 2024, Research and Statistics received a request from the Kentucky Judicial Commission on Mental Health for a report indicating the racial/ethnic proportionality of outcomes experienced within the processes overseen by statewide judicial programs.

Data was collected from databases associated with the Family & Juvenile Services Court Designated Worker Program, the Department of Pretrial Services, and the Department of Specialty Courts as follows:

Court Designated Worker Program

Data regarding CDW complaints was compiled from AOC CDWCMS, the case management and information system used by AOC Court Designated Workers (CDW), and this data was filtered to include complaints that were closed from 1/1/2019 to 12/31/2023 statewide.

Pretrial Services

Statewide Data regarding Pretrial Interviews was compiled from PRIM, the information system used by Pretrial Services, including sets of interviews into four sets as follows:

- Interviews Created: Interviews Created from 1/1/2019 to 12/31/2023
- Release Decisions: Interviews for which the most recent bond set for a case of a given jurisdiction (Circuit or District Court) was between 1/1/2019 and 12/31/2023
- Release Outcome: Interviews in which the defendant left pretrial custody from 1/1/2019 and 12/31/2023.
- Final Disposition: Interviews with a final disposition date between 1/1/2019 and 12/31/2023.

Additional information was compiled from the CourtNet database, which includes a summary of cases statewide, for cases with county and case number matching the cases related to the Pretrial Interviews compiled. Interviews including exclusively post-disposition matters (Link Option *Non-Compliance* and/or cases including only UOR Codes associated with such offenses, e.g., Contempt of Court, Probation Violation) were excluded from this compilation.

Specialty Courts

Data regarding Adult Drug Court participants was compiled from MIS, the information system used by the Department of Specialty Courts, related to participants exiting Adult Drug Court from 1/1/2019 to 12/31/2023.

RACE/ETHNICITY OUTCOME PROPORTIONALITY IN STATEWIDE JUDICIAL PROGRAMS

As a point of reference, population data from the United States Census Bureau 7/1/2021 Kentucky population estimates based on the 2020 census is also included¹. This dataset includes population counts for each Kentucky county for each combination of race, ethnicity, gender, and a series of age groups in five-year increments. The population age 10-19 is used as a comparison for CDW data and the population age 15 and greater is used for comparison to Pretrial and Specialty Courts data.

Statistical Report 23_RS8009

The report includes a series of pages with a mixture of bar chart visualizations and cross-tabulations. The bar charts visualize the percentage of different groups' race and ethnicity.

This allows for a comparison of the race/ethnicity proportionality of various outcomes to reference groups (e.g. state population). Differences in the racial/ethnic proportionality of each outcome from a reference group are visible as differences in the size of the colored pieces within each bar. For instance, with 8% of Kentucky's population being Black and 16% of Pretrial Interviews involving Black defendants, it may be inferred that Black Kentuckians are twice as likely as others to have a Pretrial Interview (i.e. to be arrested).

While the bar chart visualizations are designed to support the narrative of the presentation, the cross-tabulations are designed to provide further detail relevant to the context. For instance, the presentation emphasizes the disproportionate impact of youthful offender referrals by presenting the race/ethnicity of youth receiving such referrals as one of the bar chart visuals, while the associated cross-tabulation includes the number and percentage of youth race/ethnicity for all CDW complaint close reasons, one of which is *Youthful Offender Referral*.

In some parts of the report, CDW Complaints and Pretrial Interviews are classified according to the criminal categories defined by the Court Statistics Project.² Categories are presented in order of severity. Each complaint or interview is classified by the category of the most serious category of any charge present in the complaint or cases related to the interview. This means that, for example, those complaints indicated with the *Felony – Weapon* category do not have any charges of more serious categories (*Felony – Person, Elder Abuse, Property, or Drug*).

Various exclusions are indicated in association with each bar visual or table.

Pages 1-7 COURT DESIGNATED WORKERS PROGRAM

Page 1: General Outcomes Visual

- All Complaints Closed CY 2019-2023
- Complaints Including at Least One Charge of a Public Offense
- Complaints including at Least One Felony Charge
- Detention at Intake (Intake Action *Extension of Detention*)

¹ U.S. Census Bureau, Population Division. (June 2022). Annual County Resident Population Estimates by Age, Sex, Race, and Hispanic Origin: April 1, 2020 to July 1, 2021 (CC-EST2021-ALLDATA) (Kentucky) [Data Set].

<https://www.census.gov/data/tables/time-series/demo/popest/2020s-counties-detail.html>

² Court Statistics Project. (January 2023). *State Guide to Statistical Reporting*.

https://www.courtstatistics.org/_data/assets/pdf_file/0031/88735/State-Court-Guide-to-Statistical-Reporting.pdf

RACE/ETHNICITY OUTCOME PROPORTIONALITY IN STATEWIDE JUDICIAL PROGRAMS

Statistical Report 23_RS8009

- Closed with Court Referral
- Closed with Youthful Offender Referral

Pages 2-3: General Outcomes Tables

- Complaints by Group Type (Public/Status)
- Public Offense Complaints by Most Serious Charge Level
- Complaints by Intake Action
- Complaints by Close Reason

Page 4: Court Statistics Project Criminal Categories Visual

Pages 5-7: Court Statistics Project Criminal Categories Tables

- Felony Categories
- Misdemeanor Categories
- Other Categories and Grand Total

Page 8-17 DEPARTMENT OF PRETRIAL SERVICES

Page 8: General Outcomes Visual

- All Interviews Created CY 2019-2023
- Interviews Including at Least One Felony Charge
- Interviews with High Combined Risk
- Interviews with Financial Bond Set (Last Bond Set CY 2019-2023)
- Interviews with Defendants Detained Until Disposition (Pretrial Custody Ending CY 2019-2023)

Pages 9-10: General Outcomes Tables

- Interviews by Most Serious Charge Level
- Interviews by Combined Risk Level
- Interviews by Release Decision (Last Bond Set CY 2019-2023)
- Interviews by Release Outcome (Pretrial Custody Ending CY 2019-2023)

Page 11: Pretrial Success Visual

- All Interviews Created CY 2019-2023
- Overall Pretrial Success (Final Dispositions CY 2019-2023)
- No New Arrests on a New Offense Pre-Disposition (Final Dispositions CY 2019-2023)
- No New Public Safety Arrests on a New Offense Pre-Disposition (Final Dispositions CY 2019-2023)
- No Failures to Appear (Final Dispositions CY 2019-2023)

Page 12: Pretrial Success Table

Pages 13-14: Court Statistics Project Criminal Categories Visual

- Felony Categories
- Misdemeanor Categories

Pages 15-17: Court Statistics Project Criminal Categories Tables

- Felony Categories
- Misdemeanor Categories
- Other Categories and Grand Total

Pages 18-20 DEPARTMENT OF SPECIALTY COURTS

Page 18: Adult Drug Court Exit Status Visual (Participants Exiting CY 2019-2023)

RACE/ETHNICITY OUTCOME PROPORTIONALITY IN STATEWIDE JUDICIAL PROGRAMS

Statistical Report 23_RS8009

Page 19: Adult Drug Court Exit Achievements Visual (Participants Exiting with Status Successful Completion CY 2019-2023)

Page 20: Adult Drug Court Tables

- Exit Status
- Exit Achievements

Statistical Analysis Considerations

- The statistical information presented is a snapshot in time as of the date the data was queried: April 25, 2024.
- CDW Complaints may include one or more charges. A single youth may be involved in one or more complaints within a given period of time.
- A pretrial interview represents a discrete period of pretrial custody by a single defendant for one or more cases and any following pretrial release. These cases may be from District Court, Circuit Court, or Both.
- A single individual may have one or more pretrial interviews during the reported timeframe and a single interview may have one or more related case from one or both jurisdictions. Release decisions and outcomes are reported separately for each jurisdiction within a single interview. As such, a single interview may be counted in more than one group but only once in the total.
- Post-Disposition Interviews have been excluded from Pretrial Services elements of this report.

Data Elements/Fields/Variables

Database	Data Element/Field/Variable	Description/Definition
All	Race / Ethnicity	<p>The combined Race and Ethnicity of an individual is reported in the following groups:</p> <ul style="list-style-type: none"> • Hispanic: Hispanic Ethnicity with any race • Black: Black (or African American) race with Non-Hispanic Ethnicity • White: White race with Non-Hispanic Ethnicity • Other: Any other race with Non-Hispanic Ethnicity. CDWCMS allows for the selection of Asian, Native American, or Other Race; and also permits the selection of multiple racial identities. Any youth selecting more than one race are included in Race/Ethnicity <i>Other</i>. PRIM permits the selection of Asian, Native American, or Other and does not permit the selection of multiple racial identities. MIS permits the selection of Asian, Alaskan Native, Asian or Pacific Islander, Native American, Other. While it does not permit the selection of more than one racial identity, it permits the

RACE/ETHNICITY OUTCOME PROPORTIONALITY IN STATEWIDE JUDICIAL PROGRAMS

Data Elements/Fields/Variables		
Database	Data Element/Field/Variable	Description/Definition
		<p>selection of the specific and exclusive option of Bi-Racial. Other races included in the Census population data are American Indian or Alaskan Native, Native Hawaiian and Other Pacific Islander, and Asian.</p> <ul style="list-style-type: none"> Unknown: Entry in CDWCMS, PRIM, or MIS for both Race and Ethnicity is missing or “Unknown” is specifically selected for Race. The Census data does not include any Unknown.
	Most Serious Charge Level	The penalty level of the most serious charge within a complaint or interview (Felony, Misdemeanor, Violation, Local Ordinance, or Other).
	Court Statistics Project (CSP) Category	<p>The most serious criminal category of any charge related to this complaint/interview as defined by the National Center for State Courts: Court Statistics Project. In this report, the category <i>Traffic, Parking, and Ordinance Violations</i> is referred to as <i>Violation</i> instead of the typical abbreviation to <i>Traffic</i> since it includes non-traffic offenses. Kentucky does not differentiate the <i>Domestic Violence</i> category from the higher <i>Person</i> Category.</p> <p>Definitions for all CSP categories as of January 2023 can be found at the following link: https://www.courtstatistics.org/data/assets/pdf_file/0031/88735/State-Court-Guide-to-Statistical-Reporting.pdf</p>
AOC CDWCMS	CDW Complaints	The number of distinct complaints filed with the Court Designated Worker program. A single complaint may include one or more charges, and more than one complaint may be filed against the same youth during a given period of time.
	Youth	The number of distinct youth associated with the reported complaints.
	Complaint Close Date	The date a complaint was Closed with the Court Designated Worker Program.
	Group Type	<p>Differentiates Public Complaints and Status Complaints.</p> <ul style="list-style-type: none"> Public Complaint: A complaint including at least one public offense charge. Status Complaint: A complaint including at least one status offense charge and no public offense charges.

RACE/ETHNICITY OUTCOME PROPORTIONALITY IN STATEWIDE JUDICIAL PROGRAMS

Data Elements/Fields/Variables		
Database	Data Element/Field/Variable	Description/Definition
	Intake Action	Indicates whether or not the youth was taken into custody; if so, whether they were released or detained, and if released, by whom.
	Complaint Outcome / Complaint Close Reason	<p>The manner in which the complaint was closed. Similar close reasons are grouped into broader Complaint Outcomes.</p> <ul style="list-style-type: none"> • Dismissed (Successful Diversion) • Dismissed (Other) <ul style="list-style-type: none"> ○ Informal Adjustment Successful ○ County Attorney Request for Informal Processing or Dismissal ○ No Reasonable Grounds • Formal Court Referral <ul style="list-style-type: none"> ○ Unsuccessful Diversion ○ Informal Adjustment Unsuccessful ○ Child Failed to Appear for Preliminary Inquiry Interview ○ Child Requested Formal Court Hearing ○ Formal Court Referral: CDW ○ Formal Court Referral: County Attorney ○ Formal Court Referral: Judge ○ Youthful Offender Referral
PRIM	Pretrial Interviews	The number of distinct pretrial interviews. The pretrial interview is the central data unit used in PRIM, capturing any data related to a discrete period of pretrial custody for a single defendant, which may apply to one or more cases. A single defendant may have multiple pretrial interviews during any given period of time. Release outcomes and measurements of time in custody are captured separately for each jurisdiction (Circuit and District Court) for any interview including at least one case from each jurisdiction.
	Combined Risk Level	<p>The risk level (Low, Moderate, or High Risk) combining the separate risk levels assessed by the Arnold Ventures Public Safety Assessment.³ Failure to Appear and New Criminal Activity risk are combined as Combined Risk Level as follows:</p> <ul style="list-style-type: none"> • High Risk: High Risk of either FTA or NCA Risk • Moderate Risk: Moderate Risk of either FTA or NCA and high risk of neither • Low Risk: Low Risk of both FTA and NCA

³ Laura and John Arnold Foundation. (2022). *What is the PSA?* <https://advancingpretrial.org/psa/about/>

RACE/ETHNICITY OUTCOME PROPORTIONALITY IN STATEWIDE JUDICIAL PROGRAMS

Data Elements/Fields/Variables		
Database	Data Element/Field/Variable	Description/Definition
	Release Decision	<p>Using the most recent bond set for any case from a single jurisdiction (Circuit or District Court), similar bond types are grouped for reporting using the following categories:</p> <ul style="list-style-type: none"> • Administrative Release: Defendants assessed as low or moderate risk; not charged with offenses identified as public safety concerns, contempt, probation violation, bail jumping, the violation of a protection order, and who have not previously violated a condition of pretrial release or failed to appear in court may be released on their own recognizance without a bond hearing. The use of this option was discretionary per judge as of 11/1/2015 and became mandatory statewide on 1/1/2017. • Non-Financial Bond: Types of release that do not include conditional forfeiture. <ul style="list-style-type: none"> • Release on Recognizance • Surety • Unsecured • No Probable Cause • 60-Day Rule • Financial Bond: Types of release including a bond with conditional forfeiture of assets. <ul style="list-style-type: none"> • 10% • Cash • Guaranteed Arrest Bond Certificate • Property • Partially Secured or Percent Bond • Stock and Bonds • No Judicial Presentation: No bond hearing occurred for this Interview in this Jurisdiction. (There was no matched bond entry). This typically happens in District Court cases disposed very quickly, or Circuit Court cases for which a previous bond already exists for one or more related District Court cases and is retained without modification and the defendant brought to court again by summons rather than arrest.

RACE/ETHNICITY OUTCOME PROPORTIONALITY IN STATEWIDE JUDICIAL PROGRAMS

Data Elements/Fields/Variables		
Database	Data Element/Field/Variable	Description/Definition
		<ul style="list-style-type: none"> • Release Not Offered: Indicates that the defendant had a bond hearing and was not offered any pretrial release. (A bond type of “No Bond,” was entered).
	Release Outcome	<p>An indication of the manner in which pretrial custody ended for a case. In situations in which a case is part of an interview with multiple cases, bond release is not indicated for the case until bond or other release is indicated for all cases in the interview.</p> <ul style="list-style-type: none"> • Administrative Release: Released with Administrative Release as described above. • Non-Financial Release: Released via Non-Financial Bond as described above. • Financial Release: Released via Financial Bond as described above. • 60-Day Rule: Released after 60 days of pretrial custody on a District Court case. Cases released in this manner are reported according to the release decision category of the <u>prior</u> bond in which the defendant was held in pretrial custody, though release by the 60-Day Rule is considered non-financial release. • Indictment Summons: Indicates that a defendant already released on a District Felony case was not brought back into custody following an indictment, but that the same release conditions were maintained by the Circuit Court and the defendant was issued a summons. • Indictment: Indicates that pretrial custody on one or more District cases ended with an indictment to Circuit Court while the defendant was in pretrial custody. • Detained Until Disposition: Without being given pretrial release, the defendant was released upon the disposition of all cases in this interview from a given jurisdiction. • Transfer: Indicates that pretrial custody for all cases of a given jurisdiction related to this interview had pretrial custody end when the defendant was transferred to another secure facility or to a substance use treatment facility. • Escape/Error: Indicates that a defendant was released in error or escaped.

RACE/ETHNICITY OUTCOME PROPORTIONALITY IN STATEWIDE JUDICIAL PROGRAMS

Data Elements/Fields/Variables		
Database	Data Element/Field/Variable	Description/Definition
	Overall Pretrial Success	An interview which has no failures to appear and a defendant is not arrested on a new offense during the process is considered to be successful. Otherwise, it is considered unsuccessful.
	Failure to Appear (FTA)	An event tracked in PRIM indicating a failure to appear, which may apply to one or more court cases. Note that this does not include FTAs which occur while a defendant is in custody.
	Arrest on New Offense (AoNO)	An event tracked in PRIM that indicates an arrest on a new offense before the closure of cases within the interview.
	Arrest on New Public Safety Offense	A subset of arrest on new offense, where the alleged new offense is considered to be a public safety risk.
MIS	Participants	A count of distinct individuals who have participated in Specialty Courts.
	Exit Status	The status entered for a Specialty Courts participant indicating the manner of their exit from a Specialty Courts program.
	Exit Achievement	A performance measure indicating whether a participant made the indicated achievement upon their successful completion of Specialty Courts.

Disclaimer Associated with KCOJ/AOC Database(s) and Element(s)

RESEARCH AND STATISTICS DISCLAIMER for CDWCMS REQUESTS

The data from this report is provided from the Court Designated Worker program. Information received from the Court Designated Worker Program electronic case management system (CDWCMS) is subject to change(s), reprogramming, modification(s) of format and availability at the direction of the Administrative Office of the Courts (AOC) and may not at any particular moment reflect the true status of court cases due to ordinary limitation(s), delay(s) or error(s) in the system's operation.

RESEARCH AND STATISTICS DISCLAIMER for PRETRIAL SERVICES REQUESTS

The data from this report is provided from the Pretrial Services program. Information received from the Pretrial Services program's electronic case management system (PRIM) is subject to change(s), reprogramming, modification(s) of format and availability at the direction of the Administrative Office of the Courts (AOC), and may not at any particular moment reflect the true status of court cases due to ordinary limitation(s), delay(s) or error(s) in the system's operation.

RESEARCH AND STATISTICS DISCLAIMER for SPECIALTY COURTS REQUESTS

The data from this report is provided from the Specialty Courts program. Information received from the Specialty Courts program's electronic case management system (MIS) is subject to change(s), reprogramming, modification(s) of format and availability at the direction of the Administrative Office of the Courts (AOC), and may not at any particular moment reflect the true status of court cases due to ordinary limitation(s), delay(s) or error(s) in the system's operation.

RACE/ETHNICITY OUTCOME PROPORTIONALITY IN STATEWIDE JUDICIAL PROGRAMS

Disclaimer Associated with KCOJ/AOC Database(s) and Element(s)

RESEARCH AND STATISTICS DISCLAIMER

Information received from KYCourts/CourtNet is subject to change(s), reprogramming, modification(s) of format and availability at the direction of the Administrative Office of the Courts (AOC), and may not at any particular moment reflect the true status of court cases due to ordinary limitation(s), delay(s) or error(s) in the system's operation. The KYCourts/CourtNet database is not a real-time system. All datasets are a snapshot of case data at the time a query is run. Case counts are not counts of individuals as some persons may have multiple cases.

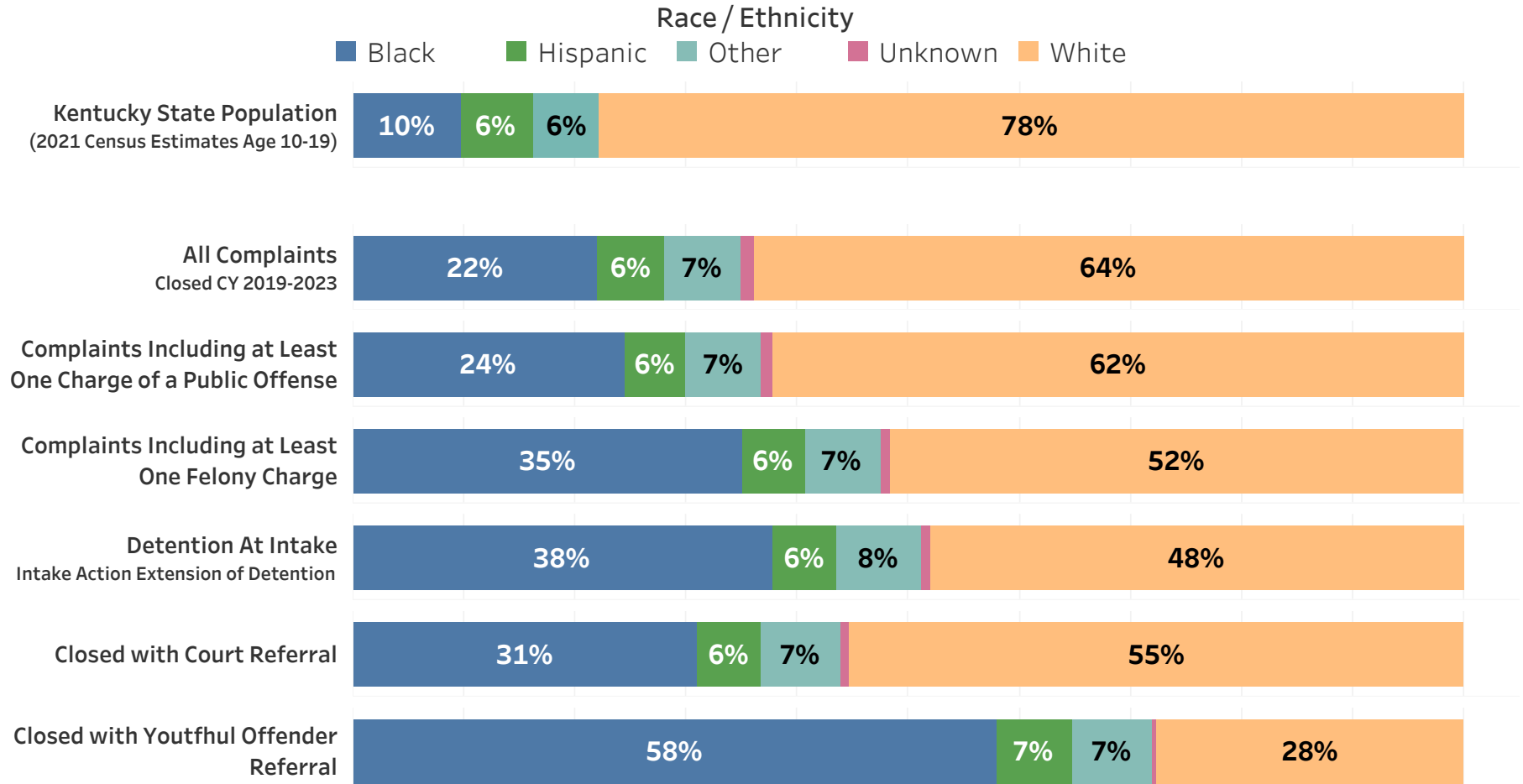
The AOC disclaims any warranties as to the validity of the information obtained from KYCourts/CourtNet. The recipient is solely responsible for verifying information received from KYCourts/CourtNet through the cross-referencing of official court records. The AOC shall not be liable to the recipient, or to any third party using the system or information obtained therefrom, for any damages whatsoever arising out of the use of KYCourts/CourtNet.



ADMINISTRATIVE OFFICE OF THE COURTS
Research and Statistics

23_RS8009

Court Designated Worker Program Complaints Closed CY 2019-2023 STATEWIDE



Statistical Analysis Considerations

- * Data provided from the Court Designated Worker Case Management System.
- * Counts represent distinct complaints. A single complaint may have one or more charges.
- * A single youth may be involved with multiple complaints within a period of time.



ADMINISTRATIVE OFFICE OF THE COURTS
Research and Statistics

23_RS8009

Court Designated Worker Program Complaints Closed CY 2019-2023 STATEWIDE

Kentucky State Population
 (2021 Census Estimates Age 10-19)

	White	Black	Hispanic	Others	Total
	456,123	57,299	37,870	35,097	586,389
	78%	10%	6%	6%	100%

Complaints by Group Type (Public / Status)
 Excludes complaints missing charge information or including only charges considered neither Public nor Status offenses (e.g. Contempt of Court)

Group Type		Race / Ethnicity					Grand Total
		White	Black	Hispanic	Other	Unknown	
Public	% of Complaints	62.3%	24.4%	5.5%	6.8%	1.0%	100.0%
	Complaints	33,205	13,026	2,940	3,634	516	53,321
	Youth	22,099	6,956	1,939	2,031	417	33,442
Status	% of Complaints	69.1%	14.5%	7.8%	7.1%	1.4%	100.0%
	Complaints	11,953	2,511	1,356	1,226	247	17,293
	Youth	10,210	2,177	1,141	1,047	229	14,804
Grand Total	% of Complaints	64.0%	22.0%	6.1%	6.9%	1.1%	100.0%
	Complaints	45,158	15,537	4,296	4,860	763	70,614
	Youth	29,585	8,221	2,797	2,728	625	43,956

Public Offense Complaints by Most Serious Charge Level

Max Charge Level		Race / Ethnicity					Grand Total
		White	Black	Hispanic	Other	Unknown	
Felony	% of Complaints	51.7%	35.1%	5.6%	6.7%	0.9%	100.0%
	Complaints	8,917	6,064	971	1,159	151	17,262
	Youth	6,919	3,558	699	773	132	12,081
Misdemeanor	% of Complaints	67.0%	19.6%	5.5%	6.9%	1.0%	100.0%
	Complaints	23,039	6,719	1,888	2,379	340	34,365
	Youth	16,805	4,633	1,414	1,556	295	24,703
Local Ordinance	% of Complaints	67.6%	11.8%	14.7%	5.9%		100.0%
	Complaints	23	4	5	2		34
	Youth	23	4	5	2		34
Violation	% of Complaints	73.9%	14.4%	4.6%	5.7%	1.5%	100.0%
	Complaints	1,226	239	76	94	25	1,660
	Youth	1,194	226	75	88	25	1,608
Grand Total	% of Complaints	62.3%	24.4%	5.5%	6.8%	1.0%	100.0%
	Complaints	33,205	13,026	2,940	3,634	516	53,321
	Youth	22,099	6,956	1,939	2,031	417	33,442

Complaints by Intake Action
 Excludes complaints with unknown Intake Action

Intake Action		Race / Ethnicity					Grand Total
		White	Black	Hispanic	Other	Unknown	
Child Not Taken Into Custody	% of Complaints	66.7%	19.0%	6.2%	6.8%	1.2%	100.0%
	Complaints	35,474	10,106	3,288	3,639	664	53,171
	Youth	25,337	6,430	2,355	2,354	567	37,043
Child Released by CDW	% of Complaints	53.9%	31.6%	6.4%	7.7%	0.5%	100.0%
	Complaints	1,078	631	127	153	10	1,999
	Youth	1,008	588	120	137	10	1,863
Child Released by Peace Officer	% of Complaints	61.2%	26.3%	5.7%	6.4%	0.5%	100.0%
	Complaints	5,537	2,385	512	576	42	9,052
	Youth	4,785	1,920	427	465	39	7,636
Extension of Detention	% of Complaints	48.1%	37.7%	5.8%	7.7%	0.8%	100.0%
	Complaints	3,086	2,422	370	494	49	6,421
	Youth	2,422	1,629	275	370	45	4,741
Grand Total	% of Complaints	63.9%	22.0%	6.1%	6.9%	1.1%	100.0%
	Complaints	45,175	15,544	4,297	4,862	765	70,643
	Youth	29,596	8,226	2,797	2,730	627	43,976

Statistical Analysis Considerations

- * Data provided from the Court Designated Worker Case Management System.
- * Counts represent distinct complaints. A single complaint may have one or more charges.
- * A single youth may be involved with multiple complaints within a period of time.



ADMINISTRATIVE OFFICE OF THE COURTS
Research and Statistics

23_RS8009

Court Designated Worker Program Complaints Closed CY 2019-2023 STATEWIDE

Kentucky State Population
(2021 Census Estimates Age 10-19)

	White	Black	Hispanic	Others	Total
	456,123	57,299	37,870	35,097	586,389
	78%	10%	6%	6%	100%

Complaints by Close Reason

Excludes complaints with unknown close reason or complaints containing no Public nor Status offense charges

Complaint Close Group	Complaint Close Reason		Race / Ethnicity					Grand Total
			White	Black	Hispanic	Other	Unknown	
Dismissed (Successful Diversion)	Total	% of Complaints	70.4%	15.6%	6.3%	6.7%	1.0%	100.0%
		Complaints	25,740	5,702	2,321	2,460	359	36,582
		Youth	21,362	4,623	1,952	1,939	326	30,202
Dismissed (Other)	Informal Adjustment Successful	% of Complaints	76.3%	13.4%	2.1%	7.2%	1.0%	100.0%
		Complaints	74	13	2	7	1	97
		Youth	70	13	2	7	1	93
	Co Atty Req Inf Proc/Dismiss	% of Complaints	61.9%	22.9%	6.2%	6.6%	2.5%	100.0%
		Complaints	4,034	1,495	402	427	160	6,518
		Youth	3,680	1,292	368	369	151	5,860
	No Reasonable Grounds	% of Complaints	67.8%	17.4%	5.3%	5.5%	4.0%	100.0%
		Complaints	742	190	58	60	44	1,094
		Youth	718	182	57	58	42	1,057
	Total	% of Complaints	62.9%	22.0%	6.0%	6.4%	2.7%	100.0%
		Complaints	4,850	1,698	462	494	205	7,709
		Youth	4,395	1,455	417	423	192	6,882
Formal Court Referral	Unsuccessful Diversion	% of Complaints	62.8%	21.7%	7.4%	7.4%	0.8%	100.0%
		Complaints	1,446	499	170	170	19	2,304
		Youth	1,318	451	157	151	17	2,094
	Informal Adjustment Unsuccessf	% of Complaints	68.6%	17.1%	2.9%	11.4%		100.0%
		Complaints	48	12	2	8		70
		Youth	37	12	2	8		59
	Child FTA for P.I. Interview	% of Complaints	38.6%	49.7%	5.4%	4.9%	1.5%	100.0%
		Complaints	597	768	83	75	23	1,546
		Youth	506	600	78	57	21	1,262
	Child Req Formal Court Hearing	% of Complaints	59.3%	28.1%	4.2%	7.6%	0.9%	100.0%
		Complaints	877	415	62	112	13	1,479
		Youth	751	350	53	91	11	1,256
	CDW Ref Case for Formal Proc	% of Complaints	57.4%	29.3%	5.2%	7.5%	0.7%	100.0%
		Complaints	2,908	1,486	263	378	34	5,069
		Youth	1,968	933	170	240	27	3,338
	Formal Court Ref - Co Atty Req	% of Complaints	63.1%	23.4%	5.6%	7.3%	0.6%	100.0%
		Complaints	4,764	1,767	424	550	45	7,550
		Youth	3,498	1,259	310	388	41	5,496
	Formal Court Ref - Judge Req	% of Complaints	53.5%	32.0%	6.1%	7.6%	0.8%	100.0%
		Complaints	2,931	1,750	333	416	46	5,476
		Youth	2,312	1,351	254	334	40	4,291
Youthful Off Referral	% of Complaints	33.2%	52.9%	6.3%	6.8%	0.8%	100.0%	
	Complaints	880	1,402	167	181	20	2,650	
	Youth	708	839	118	124	18	1,807	
Lack of Parental Cooperation	% of Complaints	50.0%	50.0%				100.0%	
	Complaints	1	1				2	
	Youth	1	1				2	
Total	% of Complaints	55.3%	31.0%	5.8%	7.2%	0.8%	100.0%	
	Complaints	14,452	8,100	1,504	1,890	200	26,146	
	Youth	8,823	4,037	892	1,013	157	14,922	
Grand Total	% of Complaints	63.9%	22.0%	6.1%	6.9%	1.1%	100.0%	
	Complaints	45,046	15,503	4,287	4,844	764	70,444	
	Youth	29,565	8,216	2,796	2,729	626	43,932	

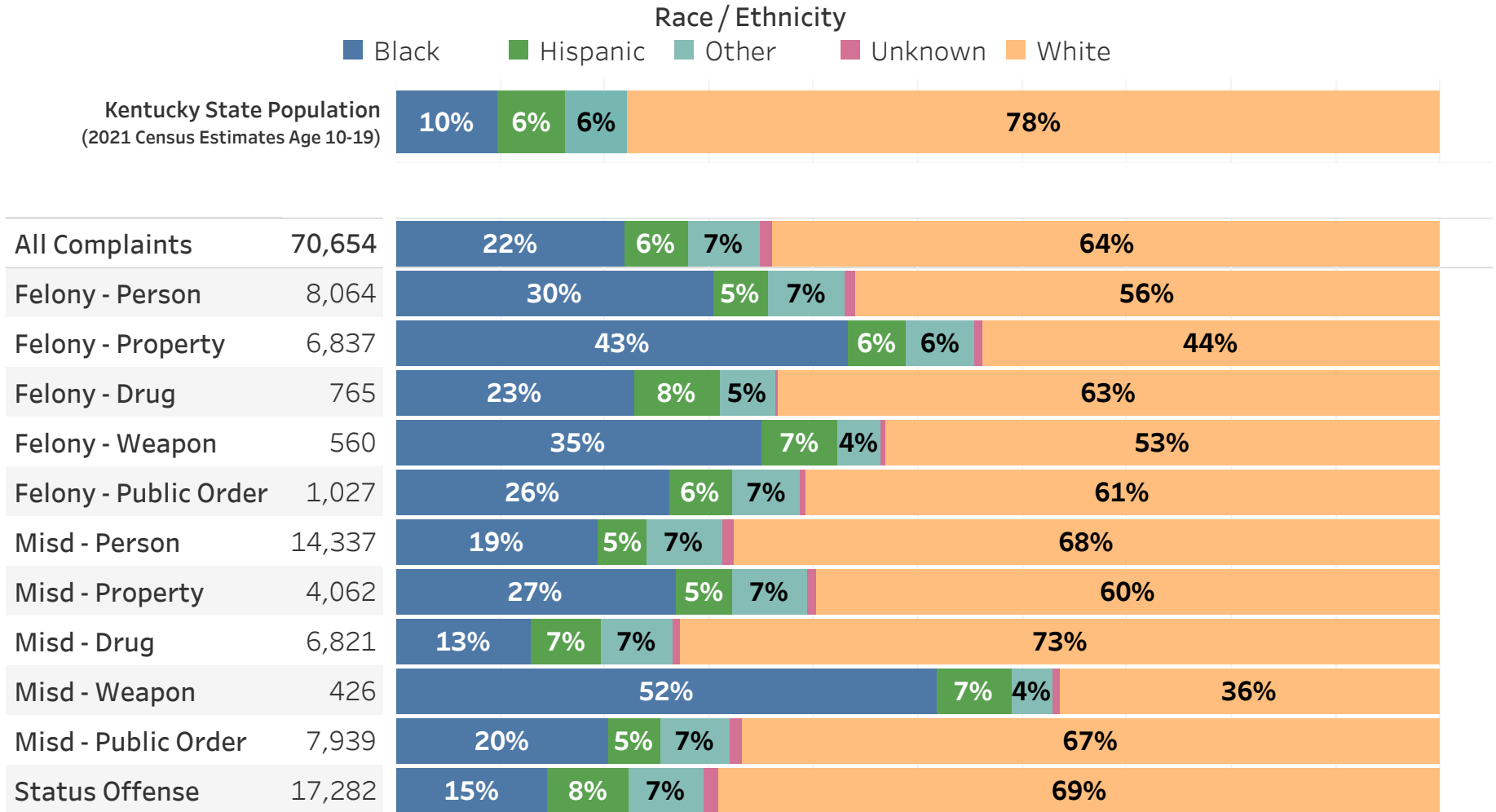
Statistical Analysis Considerations

- * Data provided from the Court Designated Worker Case Management System.
- * Counts represent distinct complaints. A single complaint may have one or more charges.
- * A single youth may be involved with multiple complaints within a period of time.



ADMINISTRATIVE OFFICE OF THE COURTS
Research and Statistics

Court Designated Worker Program Complaints Closed CY 2019-2023 STATEWIDE



Statistical Analysis Considerations

- * Data provided from the Court Designated Worker Case Management System.
- * Some CSP Categories not shown. See table on following pages.
- * Counts represent distinct complaints. A single complaint may have one or more charges.
- * A single youth may be involved with multiple complaints within a period of time.



**ADMINISTRATIVE OFFICE OF THE COURTS
Research and Statistics**

23_RS8009

Court Designated Worker Program Complaints Closed CY 2019-2023 STATEWIDE

**Kentucky State Population
(2021 Census Estimates Age 10-19)**

	White	Black	Hispanic	Others	Total
	456,123	57,299	37,870	35,097	586,389
	78%	10%	6%	6%	100%

**Complaints by CSP Category
Part 1 of 3**

CSP Level	CSP Category		Race / Ethnicity					Grand Total
			White	Black	Hispanic	Other	Unknown	
Felony	Person	% of Complaints	56.0%	30.4%	5.3%	7.3%	1.0%	100.0%
		Complaints	4,513	2,454	427	587	83	8,064
		Youth	3,942	1,862	376	477	77	6,734
	Elder Abuse	% of Complaints	100.0%					100.0%
		Complaints	2					2
		Youth	2					2
	Property	% of Complaints	43.8%	43.4%	5.5%	6.5%	0.8%	100.0%
		Complaints	2,994	2,965	378	442	58	6,837
		Youth	2,305	1,894	271	312	49	4,831
	Drug	% of Complaints	63.4%	22.9%	8.2%	5.2%	0.3%	100.0%
		Complaints	485	175	63	40	2	765
		Youth	458	166	57	38	2	721
	Weapon	% of Complaints	53.0%	35.0%	7.3%	4.1%	0.5%	100.0%
		Complaints	297	196	41	23	3	560
		Youth	295	182	39	23	3	542
	Public Order	% of Complaints	60.8%	26.2%	6.0%	6.5%	0.5%	100.0%
		Complaints	624	269	62	67	5	1,027
		Youth	594	258	54	62	5	973
	Motor Vehicle Other	% of Complaints		100.0%				100.0%
		Complaints		2				2
		Youth		2				2
Other	% of Complaints	40.0%	60.0%				100.0%	
	Complaints	2	3				5	
	Youth	2	3				5	
Felony Total	% of Complaints	51.7%	35.1%	5.6%	6.7%	0.9%	100.0%	
	Complaints	8,917	6,064	971	1,159	151	17,262	
	Youth	6,919	3,558	699	773	132	12,081	

Table continued on next page.

Statistical Analysis Considerations

- * Data provided from the Court Designated Worker Case Management System.
- * Counts represent distinct complaints. A single complaint may have one or more charges.
- * A single youth may be involved with multiple complaints within a period of time.

Run Date:
4/25/2024
Page 5 of 20



**ADMINISTRATIVE OFFICE OF THE COURTS
Research and Statistics**

23_RS8009

Court Designated Worker Program Complaints Closed CY 2019-2023 STATEWIDE

**Kentucky State Population
(2021 Census Estimates Age 10-19)**

	White	Black	Hispanic	Others	Total
	456,123	57,299	37,870	35,097	586,389
	78%	10%	6%	6%	100%

**Complaints by CSP Category
Part 2 of 3**

CSP Level	CSP Category		Race / Ethnicity					Grand Total
			White	Black	Hispanic	Other	Unknown	
Misdemeanor	Person	% of Complaints	67.6%	19.3%	4.9%	7.2%	1.1%	100.0%
		Complaints	9,691	2,761	698	1,033	154	14,337
		Youth	7,708	2,153	560	746	141	11,308
	Property	% of Complaints	59.7%	26.9%	5.4%	7.1%	0.9%	100.0%
		Complaints	2,425	1,091	220	290	36	4,062
		Youth	2,159	950	204	260	35	3,608
	Drug	% of Complaints	72.8%	12.9%	6.7%	6.8%	0.7%	100.0%
		Complaints	4,963	883	460	466	49	6,821
		Youth	4,481	803	409	408	45	6,146
	Weapon	% of Complaints	36.4%	51.9%	7.0%	4.0%	0.7%	100.0%
		Complaints	155	221	30	17	3	426
		Youth	154	215	30	16	3	418
	Public Order	% of Complaints	66.8%	20.4%	5.1%	6.6%	1.2%	100.0%
		Complaints	5,303	1,618	401	525	92	7,939
		Youth	4,725	1,371	360	438	84	6,978
	Motor Vehicle DUI	% of Complaints	81.3%		12.5%	6.3%		100.0%
		Complaints	13		2	1		16
		Youth	13		2	1		16
	Motor Vehicle Other	% of Complaints	62.1%	19.8%	11.0%	6.4%	0.7%	100.0%
		Complaints	427	136	76	44	5	688
		Youth	399	130	75	44	5	653
Protection Order Violation	% of Complaints	73.7%	21.1%	2.6%	2.6%		100.0%	
	Complaints	28	8	1	1		38	
	Youth	23	8	1	1		33	
Other	% of Complaints	87.5%	5.0%		5.0%	2.5%	100.0%	
	Complaints	35	2		2	1	40	
	Youth	35	2		2	1	40	
Total	% of Complaints	67.0%	19.6%	5.5%	6.9%	1.0%	100.0%	
	Complaints	23,040	6,720	1,888	2,379	340	34,367	
	Youth	16,806	4,633	1,414	1,556	295	24,704	
Misdemeanor Total	% of Complaints	67.0%	19.6%	5.5%	6.9%	1.0%	100.0%	
	Complaints	23,040	6,720	1,888	2,379	340	34,367	
	Youth	16,806	4,633	1,414	1,556	295	24,704	

Table continued on next page.

Statistical Analysis Considerations

- * Data provided from the Court Designated Worker Case Management System.
- * Counts represent distinct complaints. A single complaint may have one or more charges.
- * A single youth may be involved with multiple complaints within a period of time.

Run Date:
4/25/2024
Page 6 of 20



ADMINISTRATIVE OFFICE OF THE COURTS
Research and Statistics

23_RS8009

Court Designated Worker Program Complaints Closed CY 2019-2023 STATEWIDE

Kentucky State Population
(2021 Census Estimates Age 10-19)

White	Black	Hispanic	Others	Total
456,123	57,299	37,870	35,097	586,389
78%	10%	6%	6%	100%

Complaints by CSP Category
Part 3 of 3

CSP Level	CSP Category		Race / Ethnicity					Grand Total
			White	Black	Hispanic	Other	Unknown	
Violation	Traffic	% of Complaints	89.5%	4.7%	4.7%		1.2%	100.0%
		Complaints	77	4	4		1	86
		Youth	76	4	4		1	85
	Non-Traffic Violation	% of Complaints	73.0%	14.7%	4.8%	6.0%	1.5%	100.0%
		Complaints	1,185	239	78	97	24	1,623
		Youth	1,154	226	77	91	24	1,572
	Total	% of Complaints	73.8%	14.2%	4.8%	5.7%	1.5%	100.0%
		Complaints	1,262	243	82	97	25	1,709
		Youth	1,229	230	81	91	25	1,656
Status Offense	Status Offense	% of Complaints	69.1%	14.5%	7.8%	7.1%	1.4%	100.0%
		Complaints	11,944	2,511	1,355	1,225	247	17,282
		Youth	10,204	2,177	1,141	1,047	229	14,798
	Total	% of Complaints	69.1%	14.5%	7.8%	7.1%	1.4%	100.0%
		Complaints	11,944	2,511	1,355	1,225	247	17,282
		Youth	10,204	2,177	1,141	1,047	229	14,798
Others	Others	% of Complaints	51.6%	25.8%	6.5%	9.7%	6.5%	100.0%
		Complaints	16	8	2	3	2	31
		Youth	15	8	2	2	2	29
	Total	% of Complaints	51.6%	25.8%	6.5%	9.7%	6.5%	100.0%
		Complaints	16	8	2	3	2	31
		Youth	15	8	2	2	2	29
Grand Total	% of Complaints	63.9%	22.0%	6.1%	6.9%	1.1%	100.0%	
	Complaints	45,179	15,546	4,298	4,863	765	70,651	
	Youth	29,594	8,227	2,798	2,730	627	43,976	

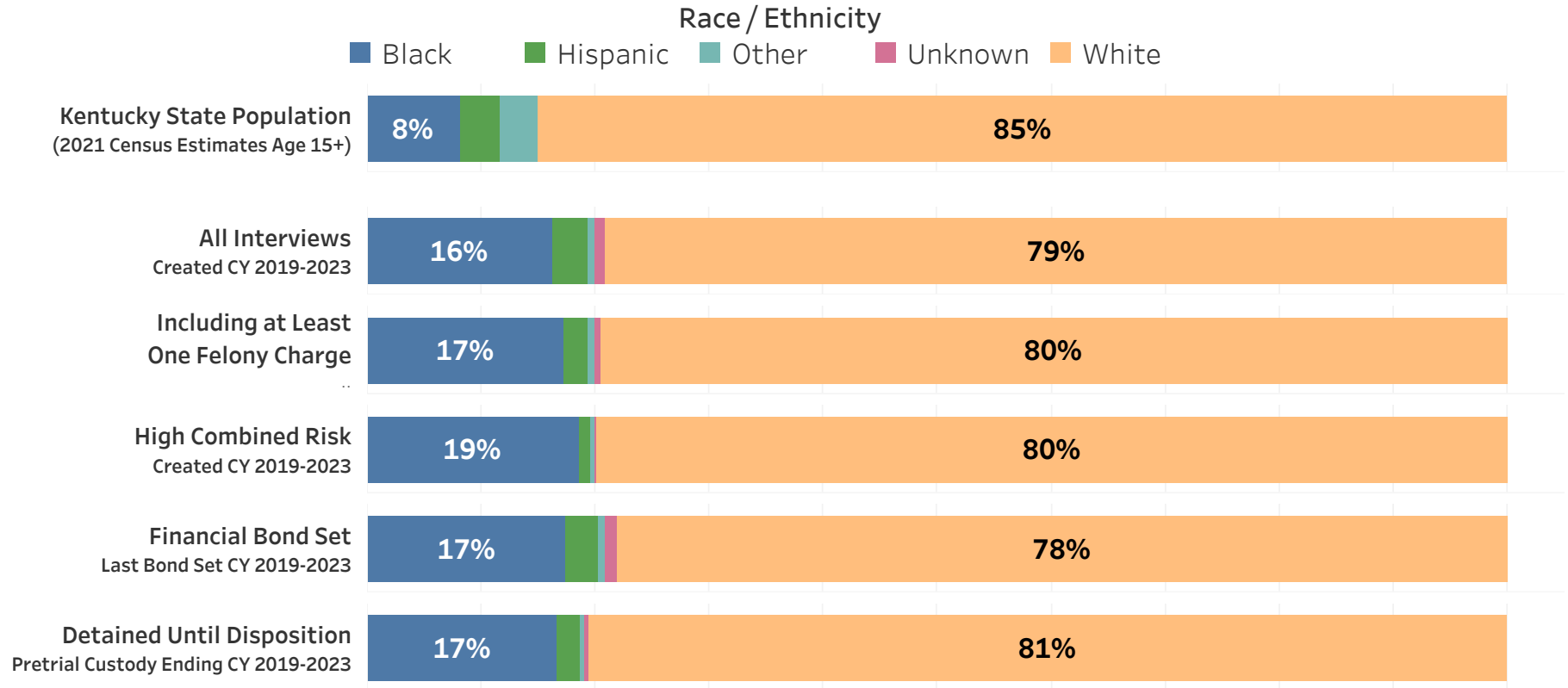
Statistical Analysis Considerations

- * Data provided from the Court Designated Worker Case Management System.
- * Counts represent distinct complaints. A single complaint may have one or more charges.
- * A single youth may be involved with multiple complaints within a period of time.



ADMINISTRATIVE OFFICE OF THE COURTS
Research and Statistics

Pretrial Services Interviews STATEWIDE



Statistical Analysis Considerations

- * Data provided from the Pretrial Information Management System.
- * Counts and percentages are of Pretrial Interviews. A pretrial interview represents a discrete period of pretrial custody by a single defendant for one or more cases and any following pretrial release. These cases may be from District Court, Circuit Court, or both.
- * Post-Disposition Interviews are excluded.
- * A single individual may have one or more pretrial interviews during the reported timeframe and a single interview may have one or more related cases from one or both jurisdictions.



**ADMINISTRATIVE OFFICE OF THE COURTS
Research and Statistics**

23_RS8009

Pretrial Services Interviews STATEWIDE

**Kentucky State Population
(2021 Census Estimates Age 15+)**

	White	Black	Hispanic	Others	Total
	3,122,031	299,422	128,667	121,427	3,671,547
	85%	8%	4%	3%	100%

Interviews by Most Serious Charge Level
Created CY 2019-2023
Excludes interviews without indication of charge level

		Race/ Ethnicity					Grand Total
		White	Black	Hispanic	Other	Unknown	
Felony	% of Interviews	79.6%	17.3%	2.1%	0.5%	0.5%	100.0%
	Interviews	230,846	50,336	5,950	1,524	1,498	290,154
Misdemeanor	% of Interviews	79.3%	15.1%	3.8%	0.8%	1.0%	100.0%
	Interviews	275,371	52,446	13,326	2,758	3,495	347,396
Violation	% of Interviews	74.7%	19.1%	2.8%	0.9%	2.6%	100.0%
	Interviews	17,870	4,583	662	210	611	23,936
Other	% of Interviews	95.7%	2.6%	0.4%		1.3%	100.0%
	Interviews	224	6	1		3	234
Grand Total	% of Interviews	79.1%	16.3%	3.0%	0.7%	0.9%	100.0%
	Interviews	514,072	105,938	19,766	4,446	5,593	649,815

Interviews by Combined Risk Level
Created CY 2019-2023
Excludes interviews without Risk Assessment

Combined Risk Level		Race/ Ethnicity					Grand Total
		White	Black	Hispanic	Other	Unknown	
High	% of Interviews	79.8%	18.5%	1.1%	0.3%	0.2%	100.0%
	Interviews	99,580	23,126	1,363	414	228	124,711
Moderate	% of Interviews	80.4%	16.7%	1.8%	0.5%	0.6%	100.0%
	Interviews	259,542	53,957	5,902	1,513	1,985	322,899
Low	% of Interviews	76.7%	14.2%	6.3%	1.3%	1.6%	100.0%
	Interviews	151,216	28,030	12,358	2,480	3,096	197,180
Grand Total	% of Interviews	79.1%	16.3%	3.0%	0.7%	0.8%	100.0%
	Interviews	510,338	105,113	19,623	4,407	5,309	644,790

Statistical Analysis Considerations

- * Data provided from the Pretrial Information Management System.
- * Counts and percentages are of Pretrial Interviews. A pretrial interview represents a discrete period of pretrial custody by a single defendant for one or more cases and any following pretrial release. These cases may be from District Court, Circuit Court, or both.
- * Post-Disposition Interviews are excluded.
- * A single individual may have one or more pretrial interviews during the reported timeframe and a single interview may have one or more related cases from one or both jurisdictions.

Run Date:
4/25/2024
Page 9 of 20



**ADMINISTRATIVE OFFICE OF THE COURTS
Research and Statistics**

23_RS8009

Pretrial Services Interviews STATEWIDE

**Kentucky State Population
(2021 Census Estimates Age 15+)**

	White	Black	Hispanic	Others	Total
	3,122,031	299,422	128,667	121,427	3,671,547
	85%	8%	4%	3%	100%

**Interviews by
Release Decision
Last Bond Date CY
2019-2023
Excludes Interviews
without Judicial
Presentation**

Release Decision		Race / Ethnicity					Grand Total
		White	Black	Hispanic	Other	Unknown	
Administrative Release	% of Interviews	79.9%	13.6%	4.9%	0.9%	0.7%	100.0%
	Interviews	111,008	18,915	6,821	1,235	960	138,939
Non-Financial	% of Interviews	80.1%	16.5%	2.1%	0.6%	0.7%	100.0%
	Interviews	183,533	37,892	4,901	1,331	1,598	229,255
Financial	% of Interviews	78.2%	17.5%	2.8%	0.6%	1.0%	100.0%
	Interviews	234,520	52,371	8,254	1,922	2,975	300,042
Release Not Offered	% of Interviews	86.9%	11.1%	1.2%	0.4%	0.4%	100.0%
	Interviews	8,897	1,136	123	42	36	10,234
Grand Total	% of Interviews	79.1%	16.3%	3.0%	0.7%	0.8%	100.0%
	Interviews	512,147	105,840	19,658	4,403	5,499	647,547

**Interviews by
Release Outcome
Custody End Date CY
2019-2023**

Release Outcome		Race / Ethnicity					Grand Total
		White	Black	Hispanic	Other	Unknown	
Administrative Release	% of Interviews	79.7%	13.7%	4.9%	0.9%	0.7%	100.0%
	Interviews	108,700	18,704	6,740	1,221	952	136,317
Non-Financial Release	% of Interviews	79.6%	16.9%	2.2%	0.6%	0.7%	100.0%
	Interviews	163,666	34,785	4,497	1,237	1,433	205,618
Financial Release	% of Interviews	77.1%	17.4%	3.3%	0.8%	1.5%	100.0%
	Interviews	132,289	29,798	5,607	1,310	2,506	171,510
Indictment Summons	% of Interviews	78.0%	18.3%	2.2%	0.6%	0.8%	100.0%
	Interviews	31,411	7,361	897	250	330	40,249
60-Day Rule	% of Interviews	90.3%	8.1%	1.2%	0.2%	0.2%	100.0%
	Interviews	3,449	310	45	8	9	3,821
Transfer	% of Interviews	80.1%	15.7%	2.4%	0.4%	1.4%	100.0%
	Interviews	1,983	388	60	11	35	2,477
Escape/Error	% of Interviews	85.6%	11.7%	1.8%	0.4%	0.4%	100.0%
	Interviews	1,335	183	28	6	7	1,559
Indictment	% of Interviews	77.7%	19.5%	2.1%	0.5%	0.2%	100.0%
	Interviews	27,930	7,015	769	166	77	35,957
Detained Until Disposition	% of Interviews	80.5%	16.6%	2.0%	0.5%	0.4%	100.0%
	Interviews	117,894	24,369	2,924	664	514	146,365
Grand Total	% of Interviews	79.1%	16.4%	3.0%	0.7%	0.9%	100.0%
	Interviews	520,256	107,547	19,876	4,447	5,594	657,720

* Data provided from the Pretrial Information Management System.

* Counts and percentages are of Pretrial Interviews. A pretrial interview represents a discrete period of pretrial custody by a single defendant for one or more cases and any following pretrial release. These cases may be from District Court, Circuit Court, or both.

* Post-Disposition Interviews are excluded.

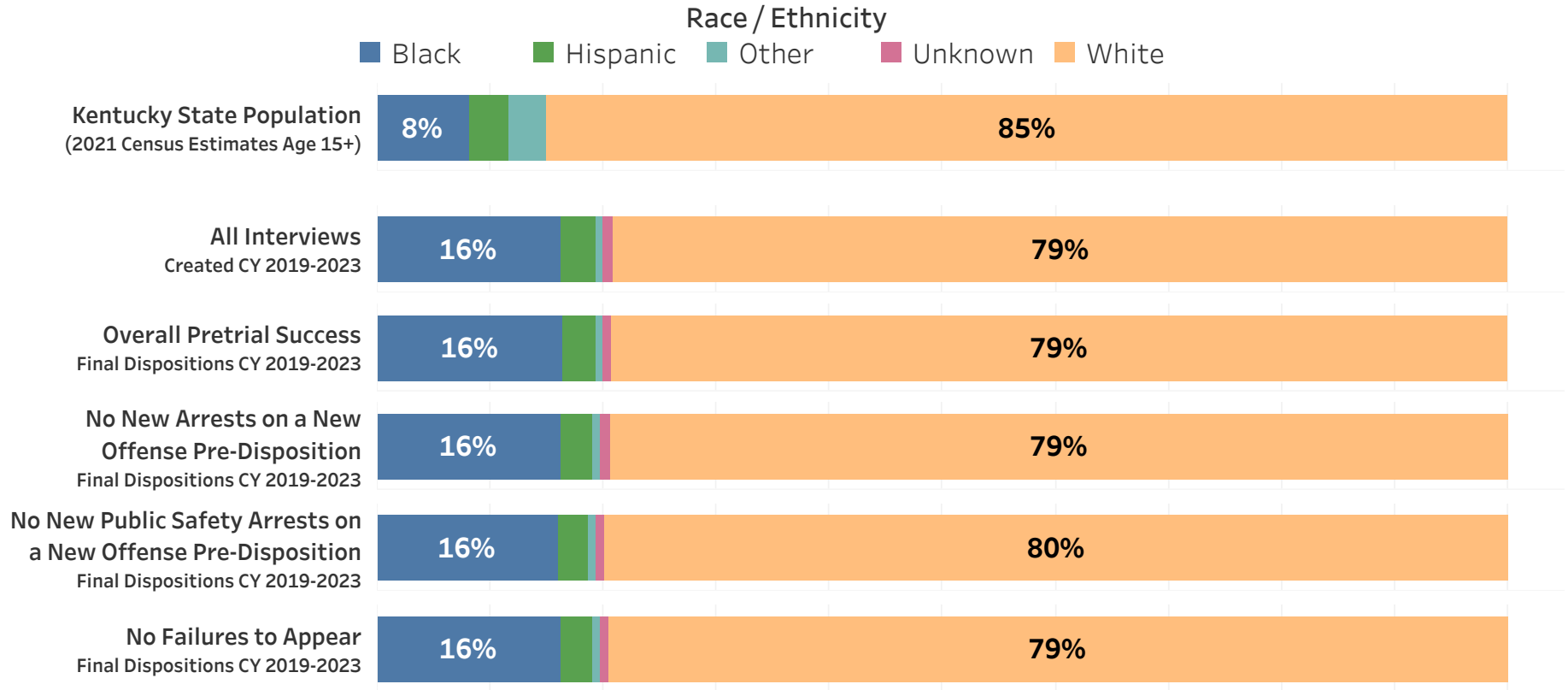
* A single individual may have one or more pretrial interviews during the reported timeframe and a single interview may have one or more related cases from one or both jurisdictions. Release decisions and outcomes are reported separately for each jurisdiction within a single interview. As such, a single interview may be counted in more than one group but only once in the total.



ADMINISTRATIVE OFFICE OF THE COURTS
Research and Statistics

23_RS8009

Pretrial Services Interviews STATEWIDE



Statistical Analysis Considerations

- * Data provided from the Pretrial Information Management System.
- * Counts and percentages are of Pretrial Interviews. A pretrial interview represents a discrete period of pretrial custody by a single defendant for one or more cases and any following pretrial release. These cases may be from District Court, Circuit Court, or both.
- * Post-Disposition Interviews are excluded.
- * A single individual may have one or more pretrial interviews during the reported timeframe and a single interview may have one or more related cases from one or both jurisdictions.



**ADMINISTRATIVE OFFICE OF THE COURTS
Research and Statistics**

23_RS8009

Pretrial Services Interviews STATEWIDE

**Kentucky State Population
(2021 Census Estimates Age 15+)**

	White	Black	Hispanic	Others	Total
	3,122,031	299,422	128,667	121,427	3,671,547
	85%	8%	4%	3%	100%

**Interviews by
Overall Pretrial
Success Status
Final Dispositions CY
2019-2023**

		Race / Ethnicity					Grand Total
		White	Black	Hispanic	Other	Unknown	
Successful	% of Interviews	79.2%	16.4%	2.9%	0.7%	0.8%	100.0%
	Interviews	398,482	82,477	14,557	3,368	4,261	503,145
Unsuccessful	% of Interviews	81.9%	15.5%	1.7%	0.5%	0.5%	100.0%
	Interviews	138,818	26,212	2,915	810	843	169,598
Grand Total	% of Interviews	79.8%	16.2%	2.6%	0.6%	0.8%	100.0%
	Interviews	519,806	105,246	17,198	4,099	5,060	651,409

**Interviews by
Arrested on New
Offense (AoNO)
Status
Final Dispositions CY
2019-2023**

		Race / Ethnicity					Grand Total
		White	Black	Hispanic	Other	Unknown	
Has AoNO	% of Interviews	82.3%	15.5%	1.4%	0.5%	0.4%	100.0%
	Interviews	74,020	13,916	1,283	416	318	89,953
No AoNO	% of Interviews	79.4%	16.3%	2.8%	0.6%	0.8%	100.0%
	Interviews	457,107	93,709	16,087	3,737	4,768	575,408
Grand Total	% of Interviews	79.8%	16.2%	2.6%	0.6%	0.8%	100.0%
	Interviews	519,806	105,246	17,198	4,099	5,060	651,409

**Interviews by
Arrested on New
Public Safety
Offense (PS AoNO)
Status
Final Dispositions CY
2019-2023**

		Race / Ethnicity					Grand Total
		White	Black	Hispanic	Other	Unknown	
Has PS AoNO	% of Interviews	75.6%	21.4%	1.8%	0.7%	0.5%	100.0%
	Interviews	12,078	3,421	284	109	77	15,969
No PS AoNO	% of Interviews	79.9%	16.1%	2.7%	0.6%	0.8%	100.0%
	Interviews	509,405	102,440	16,942	3,998	4,987	637,772
Grand Total	% of Interviews	79.8%	16.2%	2.6%	0.6%	0.8%	100.0%
	Interviews	519,806	105,246	17,198	4,099	5,060	651,409

**Interviews by
Failure to Appear
(FTA) status
Final Dispositions CY
2019-2023**

		Race / Ethnicity					Grand Total
		White	Black	Hispanic	Other	Unknown	
Has FTA	% of Interviews	81.8%	15.4%	1.8%	0.5%	0.5%	100.0%
	Interviews	96,928	18,235	2,145	559	648	118,515
No FTA	% of Interviews	79.5%	16.3%	2.8%	0.7%	0.8%	100.0%
	Interviews	434,942	89,152	15,231	3,589	4,445	547,359
Grand Total	% of Interviews	79.8%	16.2%	2.6%	0.6%	0.8%	100.0%
	Interviews	519,806	105,246	17,198	4,099	5,060	651,409

Statistical Analysis Considerations

- * Data provided from the Pretrial Information Management System.
- * Counts and percentages are of Pretrial Interviews. A pretrial interview represents a discrete period of pretrial custody by a single defendant for one or more cases and any following pretrial release. These cases may be from District Court, Circuit Court, or both.
- * Post-Disposition Interviews are excluded.
- * A single individual may have one or more pretrial interviews during the reported timeframe and a single interview may have one or more related cases from one or both jurisdictions.

Run Date:
4/25/2024
Page 12 of 20



ADMINISTRATIVE OFFICE OF THE COURTS
Research and Statistics

23_RS8009

Pretrial Services Interviews STATEWIDE

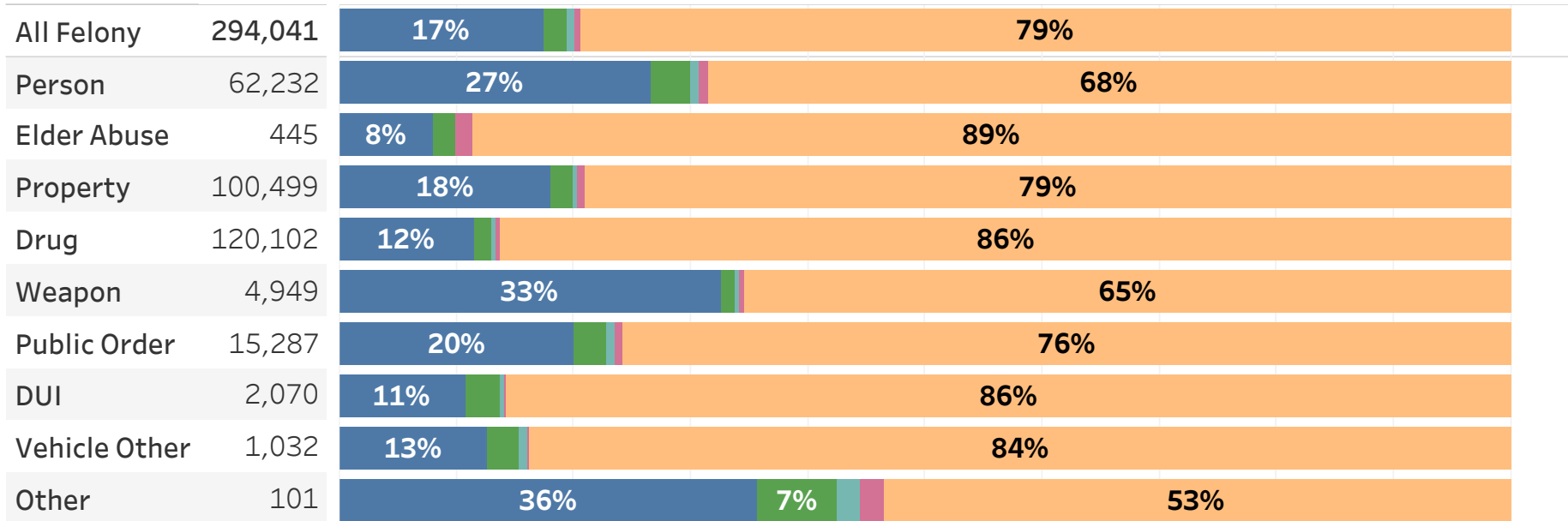
Race / Ethnicity

Black Hispanic Other Unknown White

Kentucky State Population
(2021 Census Estimates Age 15+)



Interviews with Felony Charges by CSP Category
Created CY 2019-2023



Statistical Analysis Considerations

- * Data provided from the Pretrial Information Management System.
- * Counts and percentages are of Pretrial Interviews. A pretrial interview represents a discrete period of pretrial custody by a single defendant for one or more cases and any following pretrial release. These cases may be from District Court, Circuit Court, or both.
- * Post-Disposition Interviews are excluded.
- * A single individual may have one or more pretrial interviews during the reported timeframe and a single interview may have one or more related cases from one or both jurisdictions.



ADMINISTRATIVE OFFICE OF THE COURTS
Research and Statistics

Pretrial Services Interviews STATEWIDE

Race / Ethnicity

Black Hispanic Other Unknown White

Kentucky State Population
(2021 Census Estimates Age 15+)



Interviews with Misdemeanor Charges and No Felony Charges by CSP Category
Created CY 2019-2023

Category	Count	Black	Hispanic	Other	Unknown	White
All Misd.	342,529	15%	4%	1%	1%	79%
Person	69,199	19%	4%	1%	1%	76%
Elder Abuse	8					100%
Property	50,813	13%	1%	1%	1%	83%
Drug	32,854	16%	2%	1%	1%	80%
Weapon	482	26%	1%	1%	1%	70%
Public Order	60,601	12%	1%	1%	1%	85%
DUI	59,951	11%	8%	1%	1%	79%
Vehicle Other	57,821	17%	5%	1%	1%	75%
PO Violation	9,929	19%	2%	1%	1%	78%
Other	891	15%	1%	1%	1%	80%

Statistical Analysis Considerations

- * Data provided from the Pretrial Information Management System.
- * Counts and percentages are of Pretrial Interviews. A pretrial interview represents a discrete period of pretrial custody by a single defendant for one or more cases and any following pretrial release. These cases may be from District Court, Circuit Court, or both.
- * Post-Disposition Interviews are excluded.
- * A single individual may have one or more pretrial interviews during the reported timeframe and a single interview may have one or more related cases from one or both jurisdictions.



**ADMINISTRATIVE OFFICE OF THE COURTS
Research and Statistics**

23_RS8009

Pretrial Services Interviews STATEWIDE

**Kentucky State Population
(2021 Census Estimates Age 15+)**

	White	Black	Hispanic	Others	Total
	3,122,031	299,422	128,667	121,427	3,671,547
	85%	8%	4%	3%	100%

**Interviews by CSP Category
Created CY 2019-2023
Part 1 of 3**

CSP Level	CSP Category		Race / Ethnicity					Grand Total
			White	Black	Hispanic	Other	Unknown	
Felony	Person	% of Interviews	68.5%	26.6%	3.3%	0.8%	0.8%	100.0%
		Interviews	42,599	16,582	2,052	515	484	62,232
	Elder Abuse	% of Interviews	88.5%	8.1%	1.8%		1.6%	100.0%
		Interviews	394	36	8		7	445
	Property	% of Interviews	79.1%	18.1%	1.9%	0.5%	0.5%	100.0%
		Interviews	79,498	18,145	1,875	465	516	100,499
	Drug	% of Interviews	86.3%	11.6%	1.4%	0.4%	0.3%	100.0%
		Interviews	103,635	13,917	1,683	468	399	120,102
	Weapon	% of Interviews	65.4%	32.6%	1.3%	0.4%	0.3%	100.0%
		Interviews	3,238	1,611	63	22	15	4,949
	Public Order	% of Interviews	75.9%	20.1%	2.7%	0.8%	0.6%	100.0%
		Interviews	11,596	3,066	420	116	89	15,287
	Motor Vehicle DUI	% of Interviews	85.8%	10.8%	3.0%	0.3%	0.1%	100.0%
		Interviews	1,776	223	63	6	2	2,070
	Motor Vehicle Other	% of Interviews	83.8%	12.7%	2.7%	0.7%	0.1%	100.0%
		Interviews	865	131	28	7	1	1,032
	Other	% of Interviews	53.5%	35.6%	6.9%	2.0%	2.0%	100.0%
		Interviews	54	36	7	2	2	101
Felony Total		% of Interviews	79.5%	17.5%	2.0%	0.5%	0.5%	100.0%
		Interviews	233,636	51,358	6,004	1,550	1,493	294,041

Table continued on next page.

Statistical Analysis Considerations

- * Data provided from the Pretrial Information Management System.
- * Counts and percentages are of Pretrial Interviews. A pretrial interview represents a discrete period of pretrial custody by a single defendant for one or more cases and any following pretrial release. These cases may be from District Court, Circuit Court, or both.
- * Post-Disposition Interviews are excluded.
- * A single individual may have one or more pretrial interviews during the reported timeframe and a single interview may have one or more related cases from one or both jurisdictions.

Run Date:
4/25/2024
Page 15 of 20



**ADMINISTRATIVE OFFICE OF THE COURTS
Research and Statistics**

23_RS8009

Pretrial Services Interviews STATEWIDE

**Kentucky State Population
(2021 Census Estimates Age 15+)**

	White	Black	Hispanic	Others	Total
	3,122,031	299,422	128,667	121,427	3,671,547
	85%	8%	4%	3%	100%

**Interviews by CSP Category
Created CY 2019-2023
Part 2 of 3**

CSP Level	CSP Category		Race / Ethnicity					Grand Total
			White	Black	Hispanic	Other	Unknown	
Misdemeanor	Person	% of Interviews	75.7%	19.3%	3.2%	0.9%	1.0%	100.0%
		Interviews	52,398	13,323	2,209	600	669	69,199
	Elder Abuse	% of Interviews	100.0%					100.0%
		Interviews	8					8
	Property	% of Interviews	83.5%	13.4%	1.8%	0.5%	0.8%	100.0%
		Interviews	42,405	6,819	893	277	419	50,813
	Drug	% of Interviews	80.1%	16.4%	2.2%	0.5%	0.8%	100.0%
		Interviews	26,310	5,394	716	173	261	32,854
	Weapon	% of Interviews	70.1%	26.3%	1.7%	1.0%	0.8%	100.0%
		Interviews	338	127	8	5	4	482
	Public Order	% of Interviews	84.6%	12.1%	2.1%	0.6%	0.6%	100.0%
		Interviews	51,298	7,322	1,244	358	379	60,601
	Motor Vehicle DUI	% of Interviews	78.7%	10.5%	8.5%	1.3%	1.0%	100.0%
		Interviews	47,174	6,311	5,089	789	588	59,951
	Motor Vehicle Other	% of Interviews	75.2%	17.3%	4.9%	0.7%	2.0%	100.0%
		Interviews	43,486	9,990	2,827	389	1,129	57,821
	Protection Order Violation	% of Interviews	77.5%	18.5%	2.2%	1.2%	0.6%	100.0%
		Interviews	7,696	1,839	214	121	59	9,929
	Other	% of Interviews	80.5%	15.3%	1.8%	0.4%	2.0%	100.0%
		Interviews	717	136	16	4	18	891
Grand Total		% of Interviews	79.4%	15.0%	3.9%	0.8%	1.0%	100.0%
		Interviews	271,813	51,259	13,215	2,716	3,526	342,529

Table continued on next page.

Statistical Analysis Considerations

- * Data provided from the Pretrial Information Management System.
- * Counts and percentages are of Pretrial Interviews. A pretrial interview represents a discrete period of pretrial custody by a single defendant for one or more cases and any following pretrial release. These cases may be from District Court, Circuit Court, or both.
- * Post-Disposition Interviews are excluded.
- * A single individual may have one or more pretrial interviews during the reported timeframe and a single interview may have one or more related cases from one or both jurisdictions.

Run Date:
4/25/2024
Page 16 of 20



**ADMINISTRATIVE OFFICE OF THE COURTS
Research and Statistics**

23_RS8009

Pretrial Services Interviews STATEWIDE

**Kentucky State Population
(2021 Census Estimates Age 15+)**

	White	Black	Hispanic	Others	Total
	3,122,031	299,422	128,667	121,427	3,671,547
	85%	8%	4%	3%	100%

**Interviews by CSP Category
Created CY 2019-2023
Part 3 of 3**

CSP Level	CSP Category		Race / Ethnicity					Grand Total
			White	Black	Hispanic	Other	Unknown	
Violation	Traffic	% of Interviews	75.7%	14.4%	4.0%	1.0%	4.9%	100.0%
		Interviews	5,487	1,044	292	70	352	7,245
	Parking	% of Interviews	54.2%	33.3%	8.3%		4.2%	100.0%
		Interviews	13	8	2		1	24
	Non-Traffic	% of Interviews	74.4%	21.0%	2.3%	0.9%	1.4%	100.0%
		Interviews	12,079	3,404	377	140	232	16,232
Other	% of Interviews	40.0%	60.0%				100.0%	
	Interviews	2	3				5	
Total	% of Interviews	74.8%	19.0%	2.9%	0.9%	2.5%	100.0%	
	Interviews	17,581	4,459	671	210	585	23,506	
Others	Total	% of Interviews	79.5%	17.0%	1.9%	1.2%	0.4%	100.0%
		Interviews	548	117	13	8	3	689
Grand Total		% of Interviews	79.1%	16.3%	3.0%	0.7%	0.9%	100.0%
		Interviews	514,082	105,941	19,766	4,446	5,593	649,828

Statistical Analysis Considerations

- * Data provided from the Pretrial Information Management System.
- * Counts and percentages are of Pretrial Interviews. A pretrial interview represents a discrete period of pretrial custody by a single defendant for one or more cases and any following pretrial release. These cases may be from District Court, Circuit Court, or both.
- * Post-Disposition Interviews are excluded.
- * A single individual may have one or more pretrial interviews during the reported timeframe and a single interview may have one or more related cases from one or both jurisdictions.

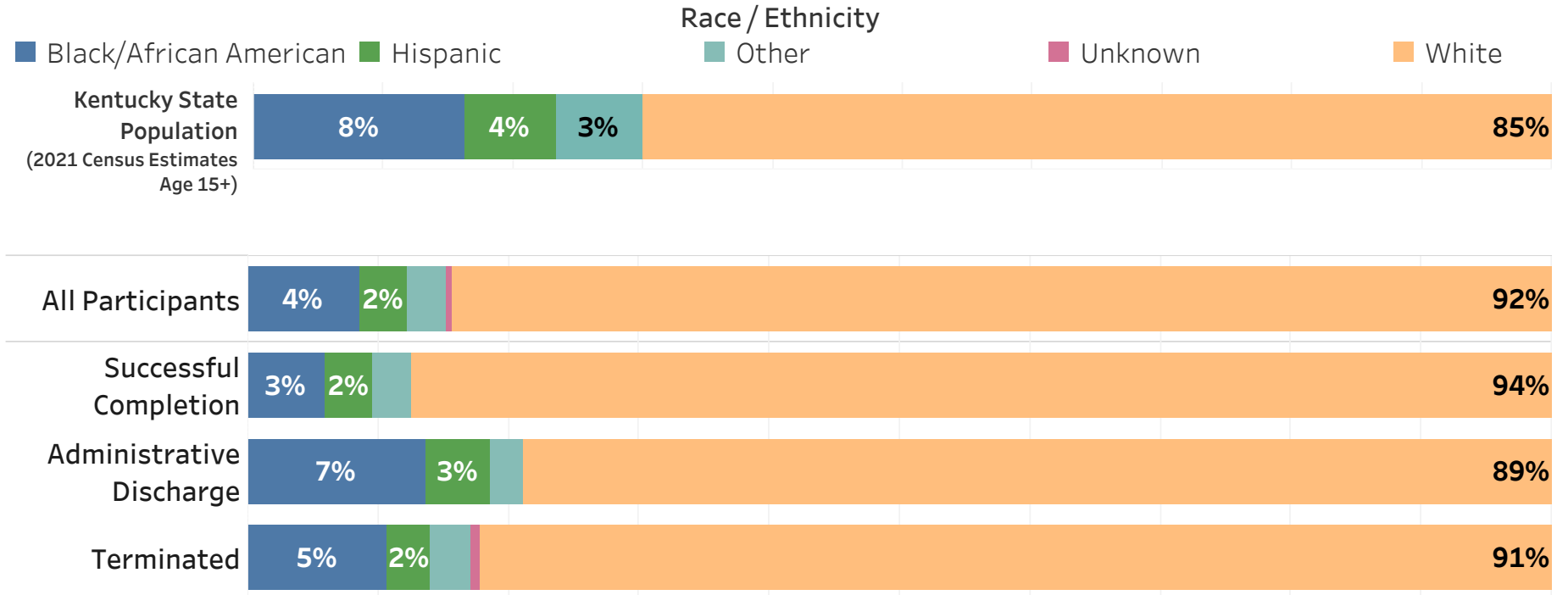
Run Date:
4/25/2024
Page 17 of 20



ADMINISTRATIVE OFFICE OF THE COURTS
Research and Statistics

23_RS8009

Adult Drug Court Participants Exiting CY 2019-2023



Statistical Analysis Considerations

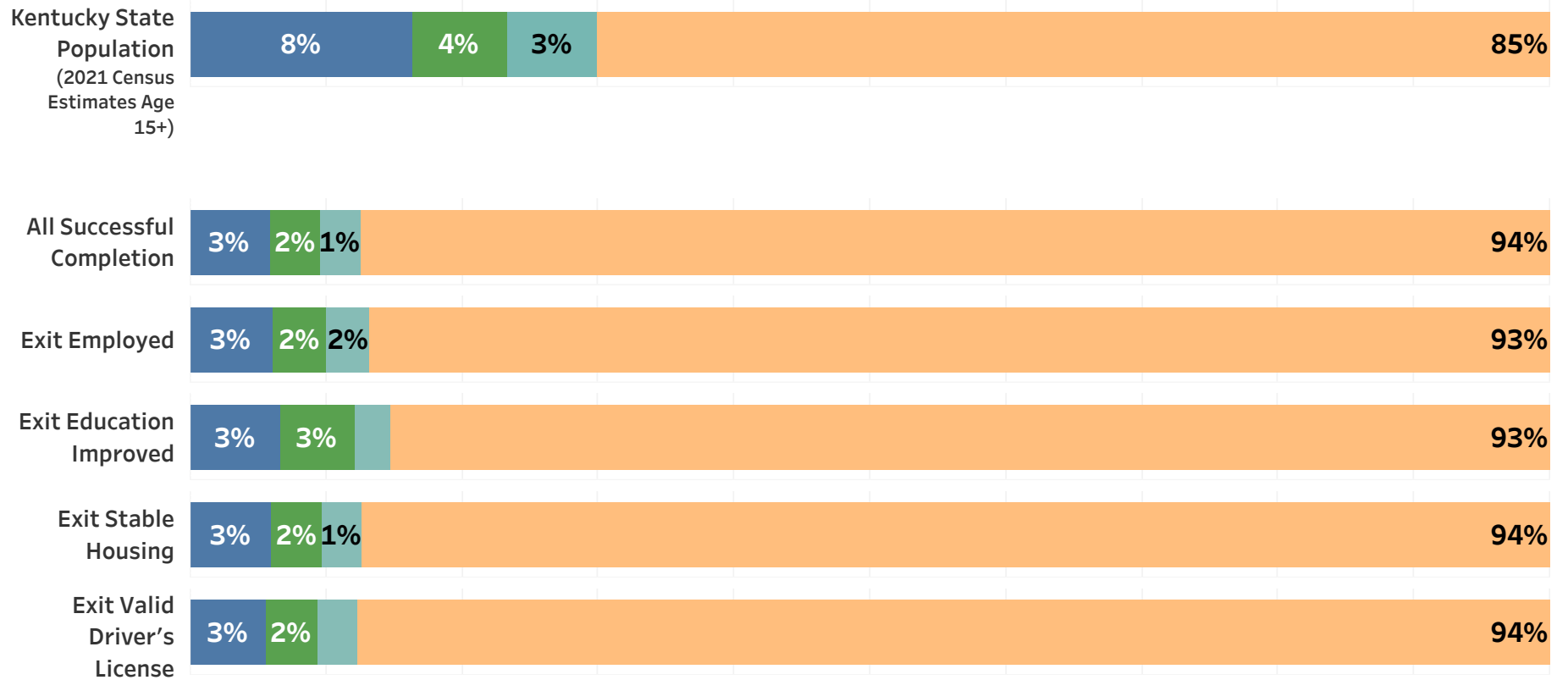
* Data provided from the Management Information System used by the Department of Specialty Courts.



ADMINISTRATIVE OFFICE OF THE COURTS
Research and Statistics

23_RS8009

Adult Drug Court Participants Exiting CY 2019-2023
with Exit Status Successful Completion



Statistical Analysis Considerations

* Data provided from the Management Information System used by the Department of Specialty Courts.



**ADMINISTRATIVE OFFICE OF THE COURTS
Research and Statistics**

23_RS8009

Adult Drug Court Participants Exiting CY 2019-2023

**Kentucky State Population
(2021 Census Estimates Age 15+)**

	White	Black	Hispanic	Others	Total
	3,122,031	299,422	128,667	121,427	3,671,547
	85%	8%	4%	3%	100%

Exit Status		Race / Ethnicity					Grand Total
		White	Black/African American	Hispanic	Other	Unknown	
Successful Completion	% of Participants	93.7%	3.0%	1.8%	1.5%		100.0%
	Participants	3,693	117	72	59		3,941
Administrative Discharge	% of Participants	89.4%	6.8%	2.5%	1.3%		100.0%
	Participants	355	27	10	5		397
Terminated	% of Participants	91.1%	5.3%	1.7%	1.5%	0.4%	100.0%
	Participants	3,974	232	74	66	17	4,363
Grand Total	% of Participants	92.2%	4.3%	1.8%	1.5%	0.2%	100.0%
	Participants	8,022	376	156	130	17	8,701

**Exit Achievements
Successful Completion CY 2019-2023**

		Race / Ethnicity			
		White	Black/African American	Hispanic	Other
Exit Employed	% of Participants	93.39%	3.07%	1.93%	1.61%
	Participants	3,250	107	67	56
Exit Education Improved	% of Participants	3.33%	2.75%	1.30%	92.61%
	Participants	23	19	9	639
Exit Stable Housing	% of Participants	3.01%	1.83%	1.49%	93.66%
	Participants	115	70	57	3,578
Exit Valid Driver's License	% of Participants	2.82%	1.89%	1.49%	93.80%
	Participants	100	67	53	3,331