





ANNUAL
REPORT



— 2022 —
Kentucky Court of Justice

The central graphic is a circular emblem framed by a laurel wreath. The emblem contains the text "COMMONWEALTH OF KENTUCKY" at the top, "lex et justitia" in the center, and "COURT OF JUSTICE" at the bottom. The year "2022" is prominently displayed in the center, flanked by horizontal lines. Below the year, the text "Kentucky Court of Justice" is written in a cursive font.

CONTENTS

Introduction

Report: Statewide Totals of Monies Collected by Offices of Circuit Court Clerk

Annual Report Documentation

Report: Statewide Statistics

Report: Statistics by County



Kentucky Court of Justice Annual Report FY 2022

Thank you for your interest in the [Kentucky Court of Justice](#) and its annual report for Fiscal Year 2022 (July 1, 2021-June 30, 2022).

The Administrative Office of the Courts is required by state law – KRS 27A.460, KRS 27A.470 and KRS 27A.440 – to issue an annual report. The report includes statistics for all 120 counties on the outcome of felony arrests in these categories:

- Conviction percentages
- Percentages of fines, imprisonment or other penalty assessment
- Percentage of acquittals
- Percentage of dismissals
- Percentage of pleas as charges
- Percentage of pleas to reduce charges
- Percentage of disposition to guilty as charged by trial
- Percentage of those found guilty of lesser charge by trial
- Percentage of jury trials
- Percentage of bench trials
- The number of juvenile offenders tried as adults
- Shock probation by disposition type

For more information about the data provided in this report, please see the section titled Annual Report Documentation.

The statistics are derived from the AOC's CourtNet database and were accurate as of the date they were compiled for the report. Due to ongoing cases, the statistics will change. CourtNet is constantly updated with new information. To request current data for Fiscal Year 2022, please contact the Division of Research & Statistics at 800-928-2350.

In addition to the required data, this report contains information regarding the payment of fines, court costs, restitution and other court-ordered monetary penalties, as well as background information on the Kentucky court system.

About the Kentucky Court of Justice

You can find comprehensive information about the state court system on the [Kentucky Court of Justice website](#) and a description of the trial and appellate courts below.

There are four levels of Kentucky state courts. The two trial courts, Circuit Court and District Court, first hear the facts and issue judgments on those facts. Judicial circuits and districts vary in size and number of judges based on population and caseload.

The two appellate courts, the Supreme Court and Court of Appeals, may be asked to review the judgment of a lower court to see if a mistake was made. An appeals court generally cannot hear any new evidence and must rule on what was presented to the trial court. Citizens have the right to one appeal per lawsuit. Beyond this one appeal as a “matter of right,” further appeals are discretionary and the appellate court may refuse to review such cases.

District Court has limited jurisdiction and handles city and county ordinances, traffic offenses, non-contested probate matters, felony preliminary hearings and civil cases involving \$5,000 or less. Juvenile Court is a division of District Court and hears cases involving children under age 18 regarding guardianship, conservatorship, voluntary or involuntary commitment, child abuse and neglect, and domestic violence. Small Claims Court is also a division of District Court and is an informal, inexpensive means for people to file claims in disputes that involve \$2,500 or less. Appeals from District Court decisions are made to the local Circuit Court. District judges serve four-year terms.

Circuit Court is the court of general jurisdiction and can hear all types of cases unless the General Assembly has given exclusive jurisdiction of particular kinds of cases to another court to handle, such as District Court. Circuit Court hears civil matters involving more than \$5,000, capital offenses and felonies, divorces, adoptions, termination of parental rights, real property title disputes and contested probate matters. Circuit Court has the power to issue injunctions and writs of mandamus and prohibition to compel or prohibit acts, and to hear appeals from District Court and administrative agencies. Appeals from the Circuit Court are made to the Court of Appeals. Circuit judges serve eight-year terms.

Family Court is a division of Circuit Court. In counties that have a Family Court, the court has primary jurisdiction in cases involving families and children. Family Court hears cases involving dissolution of marriage; spousal support and equitable distribution; child support and visitation; paternity; adoption; domestic violence; dependency, neglect and abuse; termination of parental rights; and runaways and truancy. Appeals from Family Court are made to the Court of Appeals. Family Court judges serve eight-year terms.

The Kentucky Court of Appeals is the lower appellate court. With a few exceptions, most cases appealed from Circuit Court go to the Court of Appeals. The Court of Appeals also handles appeals of a Circuit Court decision on a District Court judgment. The case is not retried at the appeals level. Instead, the original trial record is reviewed, with attorneys presenting the legal issues to the Court of Appeals for a decision.

Fourteen judges, two elected from each of the seven appellate districts, serve for eight-year terms. Court of Appeals judges are divided into panels of three to review and decide cases, with the majority deciding the outcome. The panels do not sit permanently in one location but move around the state to hear appeals. The Court of Appeals occasionally publishes its rulings on cases, which means that those rulings become the governing case law for all future similar cases in Kentucky.

The Supreme Court of Kentucky is the state court of last resort and the final interpreter of Kentucky law. The Supreme Court may order a ruling or opinion to be published, which means the ruling becomes the case law governing all similar future cases in

Kentucky. Appeals involving the death penalty, life imprisonment or imprisonment for 20 years or more go directly from Circuit Court to the Supreme Court.

All other appeals must first be heard by the Court of Appeals, except those so exceptional that the Supreme Court will grant a request to bypass the Court of Appeals. Appeals from the Court of Appeals, except workers' compensation appeals, reach the Supreme Court only with the court's permission. The justices convene in Frankfort in most months to hear oral arguments.

Seven justices sit on the Supreme Court and all seven justices rule on appeals before the court. The justices are elected from seven Supreme Court districts and serve eight-year terms. A chief justice, chosen for a four-year term by his or her fellow justices, is the administrative head of the state court system and is responsible for its operation. In addition, the Supreme Court establishes rules of practice and procedure for all Kentucky judges and attorneys.

Clerks of Court

Appellate Court Clerks. The Supreme Court and Court of Appeals have clerks of court who are appointed to their positions and are responsible for the custody, control and storage of all appellate records.

Trial Court Clerks. At the trial court level, circuit court clerks are elected officials of the court and are responsible for the custody, control and safe storage of Circuit Court and District Court records. Circuit court clerks also receive lawsuits and court documents, are present during trials, schedule juries, receive fines and handle bond money. One circuit court clerk is elected in each of Kentucky's 120 counties. Circuit court clerks serve for a term of six years.

Administrative Office of the Courts

The AOC at 1001 Vandelay Drive in Frankfort, Ky., is the administrative arm of the state court system and supports the activities of nearly 3,300 court system employees and 413 elected justices, judges and circuit court clerks. The AOC is the fiscal agent for the court system and executes the Judicial Branch budget.

We hope that you find this report informative.

Table of Contents

Report: Statewide Totals of Monies Collected by Offices of Circuit Court Clerk - 1

Annual Report Documentation - 1

Report: Statewide Statistics

Conviction percentages – 1

Percentage of acquittals – 1

Percentage of dismissals – 1

Percentages of fines, imprisonment or other penalty assessment – 2

Percentage of pleas as charges – 2

Percentage of pleas to reduce charges – 2

Percentage of disposition to guilty as charged by trial – 3

Percentage of those found guilty of lesser charge by trial – 3

Percentage of jury trials – 3

Percentage of bench trials – 3

Shock probation by disposition type – 3

The number of juvenile offenders tried as adults – 4

Report: Statistics by County - 1-480

REPORT

Statewide Totals of Monies Collected by Offices of Circuit Court Clerk

**ADMINISTRATIVE OFFICE OF THE COURTS
MONIES COLLECTED BY CIRCUIT CLERKS OFFICE
STATEWIDE TOTALS**

FISCAL YEAR: 07/01/2021 TO 06/30/2022

<u>FEEDCODE DESCRIPTION</u>	<u>CASH RECEIPTS</u>
Drivers Licn	\$6,907,275.17
Charges for Services	\$3,959,134.12
Expungement Fees	\$235,145.25
Felony Expungement Fee	\$149,963.00
Restitution Fees	\$577,426.25
Bond Filing Fee	\$2,434,631.48
Bond 10% Fee	\$294,012.89
Bond Forfeitures	\$1,203,655.87
Fish & Game Fines	\$193,110.50
Highway Work Zone Safety Fines	\$4,165.00
Alcohol Intoxication Fines	\$82,494.83
Energy Recovery Road Fines	\$17,491.40
Criminal/Traffic Costs	\$25,022,902.97
Crm Cost/APPprogram	\$4,380.50
Crm/KSPIC Cost	\$547,886.95
Criminal/Traffic Fines	\$14,837,052.46
Handicap Fees	\$24,333.00
State Jail Fund	\$0.00
Crime Victims Fund	\$0.00
D.U.I Service Fees	\$1,852,409.61
DUI Fee GF	\$523,370.80
DUI Fee IIF	\$560,213.12
DUI Fee	\$2,797,931.45
S.C.H.I.R. Fees	\$0.00
T.B.I. Fees	\$0.00
Brady Bill Fees	\$0.00
Court Facilities Fees	\$3,901,532.19
Court Security Fees	\$0.00
Civil Filing Fees	\$15,292,067.82
Access to Justice Fees	\$2,418,269.93
P.A. Partial Fees	\$1,191,208.34
Public Advocate Admin Fees	\$0.00
Interest Income	\$210,927.14
Over/(Short)	(\$30,898.59)
Total State Money	\$85,212,093.45
Jury Fund	\$1,487,071.22
Witness Fund	\$89,298.14
Bail Bond	\$74,519,824.00
Alimony & Support	\$0.00
Rest & Gar	\$11,614,476.71
Condemnation	\$9,972,561.43
County Jail	\$0.00
Collect for Others	\$49,106,034.71

Library Fees	\$475,761.78
Sheriff SS	\$0.00
Total Savings Bal	\$232,477,121.44
Spec Escrow	\$1,751,094.13
Total All Funds	\$234,228,215.57

REPORT NAME: TotalStateMoniesAllCos.rpt; VERSION 1.02, UPDATED 08/21/2002

Print Date: 05/30/2023

Print Time: 12:21:15 PM

PAGE #:

ANNUAL REPORT DOCUMENTATION

FY 2022

The Administrative Office of the Courts shall issue an annual report beginning calendar year 1987 with sufficient detail as to be able to identify, on a county-by-county basis as well as statewide totals, for felony arrest.



The Department of Information and Technology Services
Research and Statistics
1001 Vandalay Drive
Frankfort, KY 40601
(502) 573-2350

AOC ANNUAL REPORT

CHARGES DISPOSED FY 2022 IN CIRCUIT CRIMINAL CASES STATEWIDE

September 27, 2022

By

Tammy Manley (*Data Analysis Specialist*)
Chris Garrison (*Data Analysis Specialist*)
Lyn Guarnieri (*Research and Statistics Team Lead*)
Daniel Sturtevant (*Data Officer*)

Statistics Overall Description

KRS 27A.460 requires the Administrative Office of the Courts to issue an annual report with information statewide and for each county on the outcome of felony arrests.¹ This report should include totals and percentages for convictions, acquittals and dismissals; percentages of fines, imprisonment, or other penalty assessment; percentages of any pleas as charges or to reduce charges; percentage of disposition to guilty as charged by trial, of those found guilty of lesser charge by trial, and the percentage of jury trials and bench trials and the number of juvenile offenders tried as an adult.² KRS 27A.440 requires information on shock probation to be included in the annual report.³

CourtNet, which provides a summary of cases statewide, was queried for charges disposed 7/1/2021 through 6/30/2022 in Circuit Court Criminal (CR) cases. This query included charges disposed by charge disposition type code, charges convicted by highest penalty type including plea information, cases by trial type, shock probation by disposition type, and charges disposed in youthful offender cases.

Felony Charges Convicted by the Highest Penalty Type

- Percentages of fines, imprisonment, or other penalty assessment *KRS 27A.460(2)*

Felony Charges by Disposition Type

- Conviction percentages *KRS 27A.460(1)*
- Percentage of acquittals *KRS 27A.460(3)*
- Percentage of dismissals *KRS 27A.460(4)*

Cases by Trial Type

¹ See KRS 27A.460 at <https://apps.legislature.ky.gov/law/statutes/statute.aspx?id=20967> Retrieved August 31, 2022.

² See KRS 635.020 <https://apps.legislature.ky.gov/law/statutes/statute.aspx?id=51300> and KRS 640.010 <https://apps.legislature.ky.gov/law/statutes/statute.aspx?id=51301> for further information on the process on youthful offenders. Retrieved August 31, 2022.

³ See KRS 27A.440 <https://apps.legislature.ky.gov/law/statutes/statute.aspx?id=20964> Retrieved August 31, 2022.

AOC ANNUAL REPORT

CHARGES DISPOSED FY 2022 IN CIRCUIT CRIMINAL CASES STATEWIDE

Statistics Overall Description

- Percentage of disposition to guilty as charged by trial *KRS 27A.460(7)*
- Percentage of those found guilty of lesser charge by trial *KRS 27A.460(8)*
- Percentage of jury trials *KRS 27A.460(9)*
- Percentage of bench trials *KRS 27A.460(10)*

Original and Final Plea Type

- Percentage of pleas as charges *KRS 27A.460(5)*
- Percentage of pleas to reduce charges *KRS 27A.460(6)*

Shock Probation by Disposition Type

- Extracted data on Shock Probation *KRS 27A.440(3)(b)*

UOR	KRS	DESC
0026090	439.265	SHOCK PROBATION IN FELONY CONVICTIONS
0026100	439.267	SHOCK PROBATION IN MISDEMEANOR CONVICTIONS
9096890	439.265	SHOCK PROBATION

Youthful Offenders

Circuit Criminal (CR) cases filed against minor defendants over 10 years old and less than 18 years old at the point of the earliest indicated charge date. A defendant in a Circuit Criminal case is determined to be less than 18 years old as of the filing date of the earliest charge in the case. The charge filing date is sometimes entered to reflect the filing of the original charge, but other times may be entered as the date of the indictment or data entry. As such, some minors may turn 18 before the indictment or data entry date for these charges, and any such minors are not captured in this data set. No other datapoints are available for the identification of youthful offender indictments.

Statistical Tables

This report repeats a sequence of four pages statewide and then for each county in alphabetical order and includes:

- Felony level offenses that have not been amended, felony level offenses that have been amended to felony, and misdemeanor level offenses amended up to a felony level, and
- Felony amended to Non-Felony - includes misdemeanor and felony amended down to a lower offense.

This report excludes:

- Charges disposition type *No True Bill Returned by Grand Jury (NTB)*.
- Case Type Code: *Drug Court (Originating Disposition Diversion) (DCTD)*
- Amended charge disposition type codes: *Amended Down by Circuit Court (ACC), Amended Down (AD), Amended Down by Grand Jury (AGJ), Amended (AMEND), Amended Up (AU), Amended Up by Grand Jury (AUGJ)*
- Post-disposition charges, such as violation of parole, are excluded. Please see the attached Supplemental List of Excluded Offenses.

AOC ANNUAL REPORT
CHARGES DISPOSED FY 2022 IN CIRCUIT CRIMINAL CASES STATEWIDE

Page 1: Provides a cross table with a count of charges and a distinct count of cases grouped by *Felony* and *Felony amended to Non-Felony*. The horizontal bar chart provides felony level charges disposed within Circuit Criminal (CR) cases by charge disposition type category.

Page 2: Provides a cross table of the convicted charges, percent of charges and the distinct count of cases sorted by the highest sentence penalty for each of the convicted charges (Guilty, Guilty – Multiple Counts, Pre-payable Citation – Paid, Guilty – Sealed Sentence or Enhanced).

The cross table provides the count of charges and distinct count of cases grouped by *Felony* and *Felony amended to Non-Felony*. The horizontal bar chart provides felony level charges disposed within Circuit Criminal (CR) cases by charge disposition type category.

A sentence may have more than one penalty, this table reports the charge by the first penalty criterion satisfied in the hierarchy below:

- Incarcerated Prison
 - Incarcerated Jail
 - Alternative Home Incarceration
 - Alternative Probation
 - Alternative Conditionally Discharged
 - Alternative Sentence
 - Pay Fine
 - Pay Court Cost
 - Other Penalty
 - No Sentence
-

Page 3: The cross table provides the count of charges and distinct count of cases grouped by *Felony* and *Felony amended to Non-Felony*. The horizontal bar chart provides felony level charges disposed within Circuit Criminal (CR) cases by charge disposition type category.

Count of Distinct Cases per Trial Type.

- Case is counted as *Court Trial* if all charges within case were disposed by court trial.
- Case is counted as *Jury Trial* if all charges within case were disposed by jury.
- Case is counted in *Mixed Trial* type category if some charges were disposed by court, jury or no trial.
- Case is counted in *No Trial* category if all charges within case had *No Trial* marked or were blank.

The cross table at the bottom of the page provides the shock probation offenses by charge disposition type. When a *Motion for Shock Probation* is filed, a charge screen is added into the circuit criminal case with the appropriate UOR code (listed below) for shock probation. When a signed judgment or order is received, the added charge is then closed by completing the charge disposition date and charge disposition type.

AOC ANNUAL REPORT

CHARGES DISPOSED FY 2022 IN CIRCUIT CRIMINAL CASES STATEWIDE

Page 4: The cross table provides the number of youthful offenders tried as adults *KRS 27A.460(11)* grouped by charge level (*Felony vs. Felony amended to Non-felony*). The horizontal bar chart and cross table located on the bottom of the page provides the offenses disposed within the youthful offender cases by charge disposition category.

Note: Circuit Criminal (CR) cases filed against minor defendants over 10 years old and less than 18 years old at the point of the earliest indicated charge date. A defendant in a Circuit Criminal case is determined to be less than 18 years old as of the filing date of the earliest charge in the case. The charge filing date is sometimes entered to reflect the filing of the original charge, but other times may be entered as the date of the indictment or data entry. As such, some minors may turn 18 before the indictment or data entry date for these charges, and any such minors are not captured in this data set. No other datapoints are available for the identification of youthful offender indictments.

Statistical Analysis Considerations:

- These statistics represent a snapshot in time as of the date the data was queried: 8/18/2022.
- The sentence information in this report represents only the sentence ordered for that charge and does not provide the overall punishment for the case or the individual.
- Sentence time entered represents the sentence ordered by the court. Subsequent modifications by the Department of Corrections to length of incarceration is not reflected in this report.
- A case may consist of one or multiple charges. The report's count of cases represents a distinct count of case numbers, regardless of the number of charges within the case.
- Counts of cases do not necessarily represent counts of unique individuals.
- Charges consist of all original and amended charges within a case.

Data Variables

Database	Data Variable	Description
CourtNet	Circuit Criminal Case	A Circuit Court case initiated by grand jury indictment or by prosecutor's information including at least one felony charge as well as any other related charges. Felony Charges are punishable by incarceration greater than one year or by death.
	County	The county in which a case was filed.
	Fiscal Year (FY)	The fiscal year is July 1 through June 30. Fiscal years are associated with Charge Disposition Date and Max Class Charge Disposition Date in this report.
	Charge Disposition Date	The date on which a charge was disposed. Each charge within a case may have a separate disposition date.
	Charge Level	Categorizes the charge(s)/offense(s) according to severity for the purposes of sentencing. The charge level is determined by the UOR's ASCF code. Charge levels are reported as the following: <ul style="list-style-type: none"> • Felony – Felonies are the most serious types of crimes, punishable by prison sentences of greater than one year. • Misdemeanor – Misdemeanors are more serious than violations, punishable by up to a year in jail time.

AOC ANNUAL REPORT
CHARGES DISPOSED FY 2022 IN CIRCUIT CRIMINAL CASES STATEWIDE

		<ul style="list-style-type: none"> • Violation – Violations are the least serious type of crime, usually involving a citation with a penalty of a fine. However, possible other potential penalties may be involved. • Local Ordinance – Violation level offenses defined by county or city ordinance rather than statewide statute. • Other – offenses created for administrative purposes are listed as Other.
	Charge Class	<p>The penalty class of a single charge. The penalty class indicates gradations of penalty severity within each Level defined by the period of imprisonment.</p> <ul style="list-style-type: none"> • Class A Felony: 20 years or greater. All capital offenses are also Class A Felonies. • Class B Felony: Ten years or greater and less than 20 years. • Class C Felony: Five years or greater and less than ten years. • Class D Felony: One year or greater and less than five years. • Class A Misdemeanor: 90 Days or greater and less than one year. • Class B Misdemeanor: Less than 90 days. <p>The Class X is used to indicate any offense with unknown or ambiguous Class within the specified Level.</p> <p>In this report, any charge of a penalty level less than a felony is reported as Charge Class <i>Other</i>.</p>
	Charge Disposition Category	<p>Charge dispositions are grouped into the following categories:</p> <p>Acquitted</p> <ul style="list-style-type: none"> • ACQ: Acquitted • NG: Not Guilty <p>Amended</p> <ul style="list-style-type: none"> • ACC: Amended Down by Circuit Court • AD: Amended Down • AGJ: Amended Down by Grand Jury • AMEND: Amended • AU: Amended Up • AUGJ: Amended Up by Grand Jury <p>Convicted</p> <ul style="list-style-type: none"> • G: Guilty • GM: Guilty - Multiple Counts (deprecated prior to 3/30/2001) • GSS: Guilty - Sealed Sentence • PRPD: Prepaid <p>Dismissed</p> <ul style="list-style-type: none"> • CAD: Dismissal by Motion of Prosecutor

AOC ANNUAL REPORT
CHARGES DISPOSED FY 2022 IN CIRCUIT CRIMINAL CASES STATEWIDE

		<ul style="list-style-type: none"> • DD: Dismissed Diverted • DDP: Dismissed Deferred Prosecution (implemented 6/3/2011) • DEC: Deceased • DGJ: Dismissed After Present to Grand Jury • DIS: Dismissed • DWP: Dismissed with Prejudice (implemented 4/15/2020) • HNG: Hung Jury • INC: Incompetent to Stand Trial • MST: Mistrial • NGJ: No Action Taken by Grand Jury • NTB: No True Bill Returned by Grand Jury • PAR: Pardon - Prior to Adjudication Only • PRDIS: Pre-Payable Citation Dismissed • SAV: Set Aside/Voided • VAC: Vacated Judgment • VEFC: Vacated Expunged Felony Conviction (implemented 7/6/2016) • VSC: Void Sealed Conviction (implemented 6/3/2011) • WD - Withdrawn <p>Diverted</p> <ul style="list-style-type: none"> • DIV: Diversion • DP: Deferred Prosecution (implemented 6/3/2011) • PTD: Pretrial Diversion • TRFD: Drug Court Transfer <p>FTA/FTV/AP</p> <ul style="list-style-type: none"> • AP: Administrative Procedure • FTA: Failure to Appear • FTV: Fugitive <p>Others</p> <ul style="list-style-type: none"> • EXT: Extradition • GDJ: Grand Jury • IND: Indictment by Grand Jury / Information • MER: Merged • OTH: Other • REM: Remanded • Any disposition code inappropriate to adult criminal charges applied erroneously. <p>Excluded Dispositions: TRF: Transfer</p>
	Cases	A count of distinct cases based on the case number.
	Charges	A count of all charges within the reported cases.
	Youthful Offender Age in Years	The age of the juvenile on the earliest charge date entered for any charge within this case, calculated as the difference between the

AOC ANNUAL REPORT
CHARGES DISPOSED FY 2022 IN CIRCUIT CRIMINAL CASES STATEWIDE

		juvenile's birth date and the charge date rounded down to a whole number of years.
Sentencing Information	Incarcerated Jail	The total number of convictions in which the defendant was sentenced to a year or less in jail in which has remaining time amount of time after the subtraction of the following: probated/suspended time, conditionally discharged time, credit time served, and home incarceration time. Sentence screen with only the conditionally discharged time captured in the checkbox or memo field will not be included in the calculation.
	Incarcerated Prison	The total number of convictions in which the defendant was sentenced to a year or less in prison in which has remaining time amount of time after the subtraction of the following: probated/suspended time, conditionally discharged time, credit time served, and home incarceration time. Sentence screen with only the conditionally discharged time captured in the checkbox or memo field will not be included in the calculation.
	Sentenced Life / Death / 25 Years No Parole.	This is collected within checkboxes. This report provides only a count of charges which had a checkbox marked in the following order: <ul style="list-style-type: none"> • Death Sentence • Life Sentence • 25 Years No Parole
	Alternative Sentence	<p>When a person who has been convicted of an offense or who has entered a plea of guilty to an offense is not sentenced to imprisonment, the court may impose another sentence penalty including:</p> <p>Alternative Home Incarceration: The use of a monitoring device to facilitate the individual's ability to maintain gainful employment or to participate in programs approved as a condition of his or her incarceration, or both, using the person's home for purposes of confinement.</p> <p>Probation: The individual may be sentenced to a period of unsupervised or supervised probation, during which they are expected to comply with rules and requirements imposed by the court or by a probation officer. Probation may involve a condition of a short amount of incarceration (such as weekends in jail), confinement in a halfway house, or home detention.</p> <p>Conditionally Discharged: Sentence time may be conditionally discharged. The court may modify or alter the conditions if the defendant commits an additional offense or violates a condition, revoke the sentence at any time prior to the expiration or termination of the period of conditional discharge.</p>

AOC ANNUAL REPORT
CHARGES DISPOSED FY 2022 IN CIRCUIT CRIMINAL CASES STATEWIDE

		<p>Restitution: Money owed to a victim of an offense to compensate for damages caused by the defendant. Restitution may be ordered as part of a sentence, and in some types of cases, is mandatory (see KRS 532.032)</p> <p>Alcohol Drug Education (ADE): In addition to any other penalty prescribed, the court may sentence the person to attend an alcohol or substance abuse education or treatment program.</p> <p>Community Service: The court may order the individual to participate in unpaid work in local community instead of sentence time.</p> <p>State Traffic School (STS): A program offered by the Kentucky Transportation Cabinet for only those who have a Kentucky driver's license. Completing the State Traffic School program avoids points assessed on a driver's license and is a plea of guilt, to the charge.</p> <p>Pay Fine: A fine not totally suspended, probated, or conditionally discharged.</p> <p>Pay Court Cost: A court cost not totally suspended, probated, or conditionally discharged.</p> <p>Other Penalty: Sentence conditions which do not fall into any of the defined categories above.</p>
	No Sentence	The charge has been disposed as a conviction, however, sentence information has not either been given or entered.

Disclaimer Associated with KCOJ/AOC Database(s) and Element(s)

RESEARCH AND STATISTICS DISCLAIMER

Information received from KYCourts/CourtNet is subject to change(s), reprogramming, modification(s) of format and availability at the direction of the Administrative Office of the Courts (AOC), and may not at any particular moment reflect the true status of court cases due to ordinary limitation(s), delay(s) or error(s) in the system's operation. The KYCourts/CourtNet database is not a real-time system. All datasets are a snapshot of case data at the time a query is run. Case counts are not counts of individuals as some persons may have multiple cases.

The AOC disclaims any warranties as to the validity of the information obtained from KYCourts/CourtNet. The recipient is solely responsible for verifying information received from KYCourts/CourtNet through the cross-referencing of official court records. The AOC shall not be liable to the recipient, or to any third party using the system or information obtained therefrom, for any damages whatsoever arising out of the use of KYCourts/CourtNet.

RESEARCH AND STATISTICS UOR CODE DISCLAIMER

AOC ANNUAL REPORT
CHARGES DISPOSED FY 2022 IN CIRCUIT CRIMINAL CASES STATEWIDE

The Kentucky State Police (KSP) assigns the Kentucky Uniform Crime Reporting Codes (UOR Codes) to criminal offenses in the Commonwealth of Kentucky. The KSP official list of UOR Codes by KRS number and descriptor can be obtained at the KSP's website at www.kentuckystatepolice.org.

The AOC assigns and maintains codes that are used within the Court of Justice Case Management System for statistical and reporting purposes. These codes are used to identify local and city ordinances, as well as codes for general administrative purposes. The AOC official list of UOR Codes with KRS number and descriptor can be obtained at the Court of Justice Website at <https://kycourts.gov/AOC/Information-and-Technology/Analytics/Pages/default.aspx> reports. The AOC UOR Code Listing is for informational purposes only and the information is subject to change, reprogramming, modifications of format, and availability at the direction of the Administrative Office of the Courts (AOC).

A query for data based on specified charges will include each UOR code specified and possible supplemental codes. Supplemental codes (or "ASCF" codes) to any UOR code include: 1) attempt, 2) solicitation, 3) conspiracy, 4) facilitation, 5) complicity, and 6) enhancement. In total, UOR codes contain seven digits. The first six digits are specific to that charge. The seventh digit indicates if there is a supplemental code. A "0" as the seventh digit means that is the primary UOR code and it does not have a supplemental code. If there are supplemental codes, the "0" will change to a 1, 2, 3, 4, 5, or 6 (the numbering corresponds to the list above). An enhancement does not exist on all UOR codes. When a supplemental code does not appear within a dataset, charge(s) did not occur during this period. The presence of "*obs" within the description of a UOR code indicates an obsolete UOR code. However, the code is still present within the KYCourts/CourtNet database and may still be utilized. Not every UOR code included in the query will have charges associated with it in each calendar year examined. Some cases may contain multiple charges; therefore, charge counts may exceed case counts. The number of cases cannot be inferred as the number of individuals as multiple cases may have the same defendant.

The AOC disclaims and makes no warranty, express or implied, nor assumes any legal liability or responsibility, for the validity, accuracy, correctness, or completeness of any information that is available and/or obtained through this listing. The recipient is solely responsible for verifying the accuracy of the information received from the official owner of the UOR Codes, the KSP. Furthermore, the AOC shall not be liable to the recipient, the recipient's heirs and assigns, next of kin or to any third party, for any and all claims, demands, losses or damages arising from the usage of this list and/or information contained therein.

ADMINISTRATIVE OFFICE OF THE COURTS
Research and Statistics

Supplemental List of Excluded Offenses

AOC Offense Group	Level	Long UOR	Description	Charge Level and class	
Added	Misdemeanor	0026600	*OBS* NON-PAYMENT OF FINES	Misdemeanor A	
		0602890	VIOLATION OF COURT ORDER	Misdemeanor A	
	Other	0011500	FAILURE TO APPEAR, CITATION FOR MISDEMEANOR	Other	
		0026010	MOTION FOR NEW TRIAL	Other	
		0026070	MOTION TO VACATE SENTENCE, SET ASIDE OR CORRECT SE	Other	
		0026080	RELIEF FROM JUDGEMENT OR ORDER/MISTAKE/INADVERTENC	Other	
		0026110	PAYMENT OF FEE BY RELEASED PERSONS (PROBATION, PAR	Other	
		0026480	CONTEMPT OF COURT	Other	
		0026590	PAROLE VIOLATION (FOR MISDEMEANOR OFFENSE)	Other	
		0026650	PAROLE VIOLATION (FOR TECHNICAL VIOLATION)	Other	
		0026680	PROBATION VIOLATION (FOR FELONY OFFENSE)	Other	
		0026800	PROBATION VIOLATION (FOR MISDEMEANOR OFFENSE)	Other	
		0026910	PROBATION VIOLATION (FOR TECHNICAL VIOLATION)	Other	
		0026930	CONTEMPT OF COURT BY WITNESS,JUROR OFFICER	Other	
		0930000	PAROLE VIOLATION	Other	
	0930010	PAROLE PRIVILEGES FOR MISDEMEANANTS-JUDGE DUTIES	Other		
	Violation	0026610	*OBS* DUI, ASSESSMENT OF FINES RESPONSE TO NONPAYMENT	Violation	
	Other	Felony	0492010	BAIL JUMPING - 1ST DEGREE	Felony D
		Misdemeanor	0011510	*OBS* VIOLATION OF CONDITION OF RELEASE	Misdemeanor A
			0011520	VIOLATION OF CONDITIONS OF RELEASE	Misdemeanor A
0026050			BAIL JUMPING-2ND DEGREE	Misdemeanor A	
Local Ordinance		9017190	*OBS* VIOLATION OF PROBATION	Local Ordinance	
		9026480	*OBS* CONTEMPT OF COURT	Local Ordinance	
		9093390	*OBS* CONTEMPT OF MILITARY COURT	Local Ordinance	
		9096860	*OBS* PAROLE PERSONS IN WORK HOUSE	Local Ordinance	
		9096870	*OBS* PAROLE PREV FOR MISDEMEANANTS	Local Ordinance	
		9096930	*OBS* ADMINISTRATION OF PROBATION	Local Ordinance	
		9096940	*OBS* PAROLE BOARD-MEMBERS QUALIFICATI	Local Ordinance	
		9096970	*OBS* PAROLE OF PERSONS CONFINED	Local Ordinance	
		9096990	*OBS* EFFECT OF PAROLE TIME ON SENTENC	Local Ordinance	
		9097000	*OBS* PAROLED PRISONER SUBJECT TO BOAR	Local Ordinance	
		9097010	*OBS* PAROLED PRISONER UNDER SUPERVISI	Local Ordinance	
		9097020	*OBS* RECOMMITMENT OF PAROLEE	Local Ordinance	

The view is broken down by AOC Offense Group, Level, Long UOR, Description and Charge Level and class.

**ADMINISTRATIVE OFFICE OF THE COURTS
Research and Statistics**

Supplemental List of Excluded Offenses

AOC Offense Group	Level	Long UOR	Description	Charge Level and class	
Other	Local Ordinance	9097030	*OBS* FINAL DISCHARGE OF PAROLED PRISO	Local Ordinance	
		9097100	*OBS* PAROLE VIOLATION	Local Ordinance	
		9097110	*OBS* PAROLE VIOLATER:TIME	Local Ordinance	
		9097140	*OBS* DUTIES OF PROBATION OFFICERS	Local Ordinance	
		9097180	*OBS* PROBATED BY INFERIOR COURT	Local Ordinance	
		9097870	*OBS* NO CONTEMPT FOR CRITISM OUT OF C	Local Ordinance	
		9097880	*OBS* BOND FOR APPEARANCE CONTEMPT CHR	Local Ordinance	
		9097890	*OBS* NO BAIL PERMITTED FOR CONTEMPT	Local Ordinance	
		9097910	*OBS* EVIDENCE IN CONTEMPT TRIAL BY JU	Local Ordinance	
		9098090	*OBS* PAROLE OF CERTAIN MISDEMEANANTS	Local Ordinance	
		9099210	VIOL CONDITIONS OF RELEASE	Local Ordinance	
		9990230	PROBATION VIOLATION **AOC**	Local Ordinance	
		9990340	VIOLATION CONDITIONAL RELEASE MMM	Local Ordinance	
		Other	9902400	NO RECORD EXISTS	Other
		Violation	0027240	NON PAYMENT OF COURT COSTS, FEES OR FINES	Violation

The view is broken down by AOC Offense Group, Level, Long UOR, Description and Charge Level and class.

REPORT

Statewide Statistics

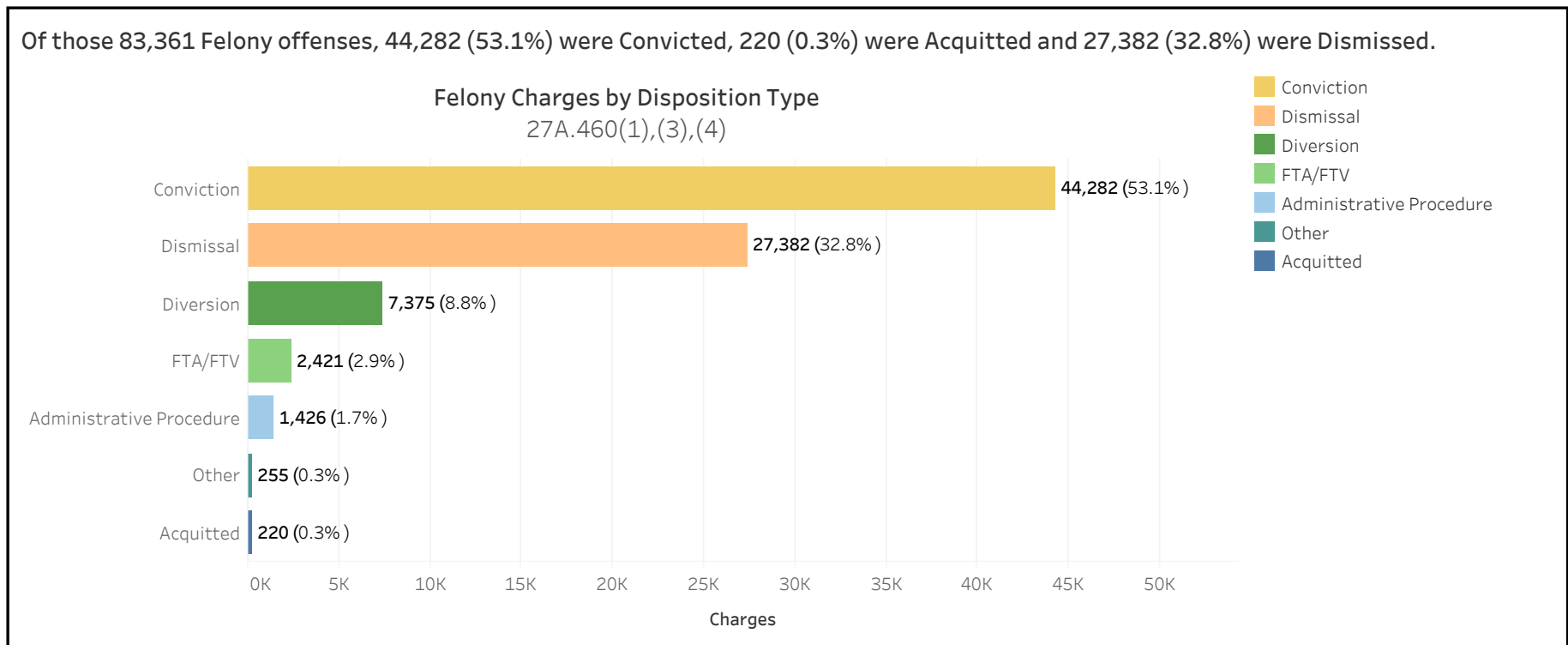


ADMINISTRATIVE OFFICE OF THE COURTS
Research and Statistics
 Annual Report FY 2022
 Circuit Court - Felony Criminal Cases
STATEWIDE

There were 83,361 Felony level offenses and 4,740 Non-Felony level offenses disposed within 42,187 Circuit Criminal cases during the Fiscal Year. Non-Felony offenses include Misdemeanor, Violation, Local Ordinance or Other level offenses within those cases.

	Charges	Cases
Felony	83,361	42,187
Felony amended to Non-Felony	4,740	

Of those 83,361 Felony offenses, 44,282 (53.1%) were Convicted, 220 (0.3%) were Acquitted and 27,382 (32.8%) were Dismissed.



27A.460(1) Conviction Percentages
 27A.460(3) Percentage of Acquittals
 27A.460(4) Percentage of Dismissals

* A case may consist of one or multiple convicted charges, the distinct count on cases counts the case only once.
 * Other disposition types include: Denied, Extradition, Grand Jury, Granted, Merged, Mistrial, Grand Jury, Other, Remanded, and Sealed Records.



ADMINISTRATIVE OFFICE OF THE COURTS
Research and Statistics
 Annual Report FY 2022
 Circuit Court - Felony Criminal Cases
STATEWIDE

Charges Convicted by Highest Penalty Type	Felony			LOCAL ORDINANCE			MISDEMEANOR			VIOLATION			Grand Total		
	Charges	% of		Charges	% of		Charges	% of		Charges	% of		Charges	% of	
		Charges	Cases		Charges	Cases		Charges	Cases		Charges	Cases		Charges	Cases
Incarcerated Prison	18,735	43.1%	9,122	2	5.9%	2	205	0.8%	174	3	0.1%	3	18,945	25.9%	9,169
Incarcerated Jail	5,252	12.1%	4,039	8	23.5%	8	11,176	41.0%	6,379	51	2.1%	45	16,487	22.5%	8,657
Alternative: Home Incarceration	42	0.1%	34				35	0.1%	27				77	0.1%	61
Alternative: Probation	12,172	28.0%	8,107				7,675	28.1%	4,571	33	1.4%	30	19,880	27.1%	9,813
Alternative: Cond. Discharged	703	1.6%	537				2,872	10.5%	1,868	13	0.5%	11	3,588	4.9%	2,135
Alternative Sentence	3,307	7.6%	2,801	16	47.1%	16	1,666	6.1%	1,214	208	8.6%	135	5,197	7.1%	3,682
Pay Fine	55	0.1%	55	1	2.9%	1	468	1.7%	429	1,126	46.4%	772	1,650	2.3%	1,186
Pay Court Cost	848	1.9%	848	1	2.9%	1	272	1.0%	270	31	1.3%	29	1,152	1.6%	1,146
Other Penalty	2,003	4.6%	1,352	6	17.6%	5	2,733	10.0%	1,736	849	35.0%	485	5,591	7.6%	2,983
No Sentence	384	0.9%	313				184	0.7%	137	113	4.7%	71	681	0.9%	466
Grand Total	43,501	100.0%	25,850	34	100.0%	32	27,286	100.0%	15,556	2,427	100.0%	1,537	73,248	100.0%	30,700

27A.460 (2) Percentages of fines, imprisonment, or other penalty assessment

Plea Type		GUILTY	NOT GUILTY	UNKNOWN PLEA TYPE	Grand Total
Felony Charges	Original Plea	4,365 (5.2%)	36,071 (43.3%)	42,925 (51.5%)	83,361 (100.0%)
	Final Plea	36,225 (43.5%)	4,216 (5.1%)	42,920 (51.5%)	83,361 (100.0%)
Felony Amended Down to Non-Felony	Original Plea	18 (0.4%)	870 (18.4%)	3,852 (81.3%)	4,740 (100.0%)
	Final Plea	100 (2.1%)	788 (16.6%)	3,852 (81.3%)	4,740 (100.0%)

27A.460(5) Percentage of pleas as charges
 27A.460(6) Percentage of pleas to reduce charges

* A case may consist of one or multiple convicted charges, the distinct count on cases counts the case only once.

* Convicted charges, percent of charges and the distinct count of cases are sorted by the highest sentence penalty for each of the convicted charges (Guilty, Guilty - Multiple Counts, Pre-Payable Citation - Paid or Guilty - Sealed Sentence, Enhanced).



ADMINISTRATIVE OFFICE OF THE COURTS
Research and Statistics
 Annual Report FY 2022
 Circuit Court - Felony Criminal Cases
STATEWIDE

Cases can have multiple charges which are heard either by a Court Trial, Jury Trial, No Trial or by a combination of trial types. Depending upon the seriousness of the offense and the consequences of a Guilty verdict, defendants in Criminal Cases have the constitutional right to a jury of their peers. In a Jury Trial, the Judge decides questions of law and the jury decides whether the defendant is guilty or not guilty on each of the offenses charted. The cases are categorized by how all the charges within the case were disposed. If all charges were disposed by the same trial type, it is counted in the separate category, otherwise, it is counted within the "Mixed Trial" category. If the trial type was not entered or it had "No Trial", then it is counted in the "No Trial" category.

Cases by Trial Type
 27A.460(7), (8), (9), (10)

	Court Trial	Jury Trial	Mixed Trial Types	No Trial	Grand Total
Felony amended Down to Non-Felony		7 0.18%	202 5.29%	3,611 94.53%	3,820 100.00%
Felony Convictions	2 0.01%	83 0.32%	2,012 7.77%	23,795 91.90%	25,892 100.00%
Felony Cases	4 0.01%	155 0.37%	2,479 5.88%	39,549 93.75%	42,187 100.00%

- 27A.460(7) Percentage of disposition to guilty as charged by trial
- 27A.460(8) Percentage of those found guilty of lesser charge by trial
- 27A.460(9) Percentage of cases where jury trial taken
- 27A.460(10) Percentage of trials which are bench (court) trials

Shock Probation by Disposition Type
 27A.440(3)(b)

	Denied	Granted	Others	Vacated	Withdrawn	Grand Total
0026090 SHOCK PROBATION IN FELONY CONVICTIONS	3,510 (63.2%)	1,912 (34.4%)	17 (0.3%)	25 (0.5%)	45 (0.8%)	5,509 (99.2%)
0026100 SHOCK PROBATION IN MISDEMEANOR CONVICTIONS	18 (0.3%)	21 (0.4%)				39 (0.7%)
9096890 SHOCK PROBATION	3 (0.1%)					3 (0.1%)
Grand Total	3,531 (63.6%)	1,933 (34.8%)	17 (0.3%)	25 (0.5%)	45 (0.8%)	5,551 (100.0%)

27A.440(3)(b) Extracted data on shock probation shall be placed in the annual report of the Administrative Office of the Courts

* A case may consist of one or multiple convicted charges, the distinct count on cases counts the case only once.

* Other disposition types include: Denied, Extradition, Grand Jury, Granted, Merged, Mistrial, Grand Jury, Other, Remanded, and Sealed Records.



ADMINISTRATIVE OFFICE OF THE COURTS
Research and Statistics
 Annual Report FY 2022
 Circuit Court - Felony Criminal Cases
STATEWIDE

Youthful Offenders

There were 320 Felony level offenses and 6 Non-Felony level offenses disposed within 111 Circuit Criminal cases during the fiscal year. Non-Felony offenses include Misdemeanor, Violation, Local Ordinance, or Other level offenses within those cases.

27A.460(11)

	Charges	Cases
Felony	320	111
Felony amended to Non-Felony	6	0

27A.460 (11) The number of juvenile offenders tried as an adult.

Of the 320 Felony level offenses disposed within the Youthful Offender cases, 224 (70.0%) Charges were convicted

Felony Charges by Disposition Type

	Acquitted	Administrative Procedure	Convictions	Dismissal	Diversion	FTA/FTV	Other	Grand Total
Charges	3	5	224	52	7	11	18	320

Note: A youth charged prior to their 18th birthday, proceeded against as a youthful offender under KRS 635.020(7) may not be included in the above.

KRS 635.020(7) If a person who is eighteen (18) or older and before the court is charged with a felony that occurred prior to his eighteenth birthday, the court shall, upon motion of the county attorney made prior to adjudication, and after the county attorney has consulted with the Commonwealth's Attorney, that the child be proceeded against as a youthful offender, proceed in accordance with the provisions of KRS 640.010.

* A case may consist of one or multiple convicted charges, the distinct count on cases counts the case only once.

* Other disposition types include: Denied, Extradition, Grand Jury, Granted, Merged, Mistrial, Grand Jury, Other, Remanded, and Sealed Records.

REPORT

Statistics by County

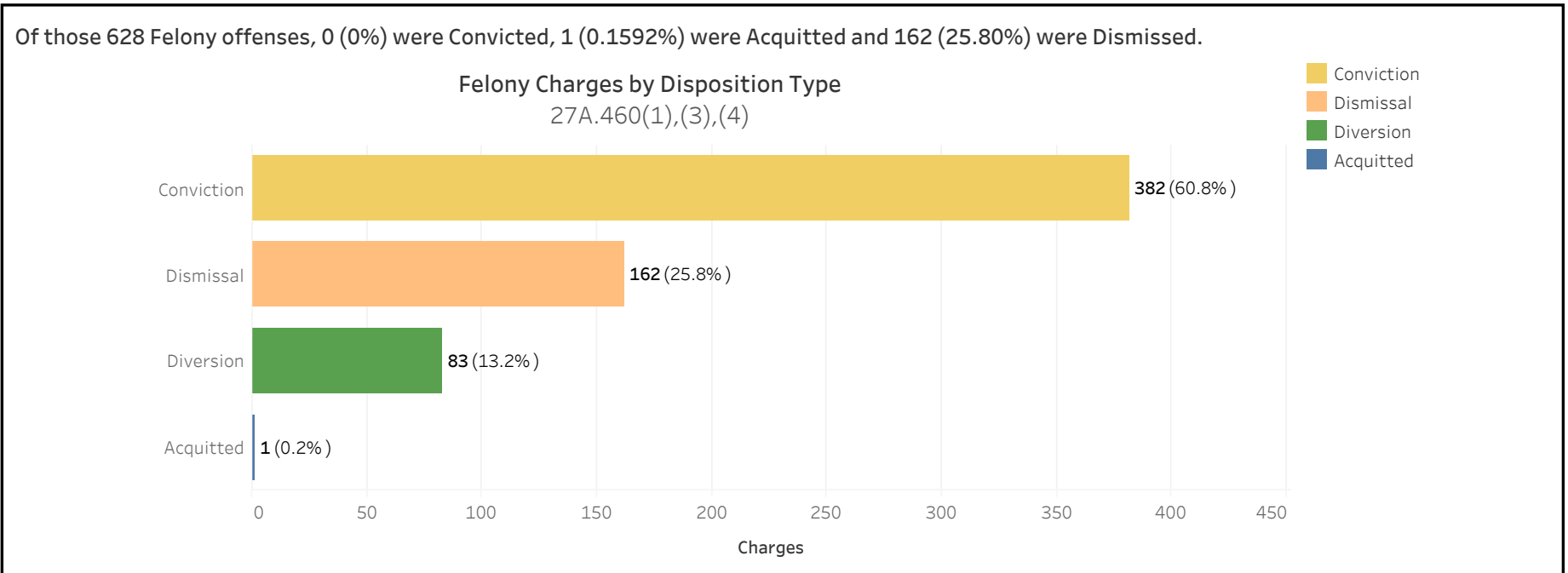


ADMINISTRATIVE OFFICE OF THE COURTS
Research and Statistics
 Annual Report FY 2022
 Circuit Court - Felony Criminal Cases

ADAIR COUNTY

There were 628 Felony level offenses and 21 Non-Felony level offenses disposed within 336 Circuit Criminal cases during the Fiscal Year. Non-Felony offenses include Misdemeanor, Violation, Local Ordinance or Other level offenses within those cases.

		Charges	Cases
ADAIR	Felony	628	321
	Felony amended to Non-Felony	21	



27A.460(1) Conviction Percentages
 27A.460(3) Percentage of Acquittals
 27A.460(4) Percentage of Dismissals

* A case may consist of one or multiple convicted charges, the distinct count on cases counts the case only once.
 * Other disposition types include: Denied, Extradition, Grand Jury, Granted, Merged, Mistrial, Grand Jury, Other, Remanded, and Sealed Records.



ADMINISTRATIVE OFFICE OF THE COURTS
Research and Statistics
 Annual Report FY 2022
 Circuit Court - Felony Criminal Cases

ADAIR COUNTY

Felony Charges Convicted by Highest Penalty Type

Penalty Type	Felony			MISDEMEANOR			VIOLATION			Grand Total		
	Charges	% of Chgs	Cases	Charges	% of Chgs	Cases	Charges	% of Chgs	Cases	Charges	% of Chgs	Cases
Incarcerated Prison	245	67.3%	132							245	31.1%	132
Incarcerated Jail	24	6.6%	23	199	59.6%	93				223	28.3%	104
Alternative: Probation	92	25.3%	64	124	37.1%	62				216	27.4%	90
Alternative Sentence	1	0.3%	1	1	0.3%	1	5	5.6%	3	7	0.9%	5
Pay Fine				9	2.7%	8	12	13.3%	4	21	2.7%	12
Other Penalty	2	0.5%	1	1	0.3%	1	73	81.1%	38	76	9.6%	39
Grand Total	364	100.0%	219	334	100.0%	160	90	100.0%	45	788	100.0%	259

27A.460(2) Percentages of fines, imprisonment, or other penalty assessment

Original & Final Plea Type

		GUILTY	NOT GUILTY	UNKNOWN PLEA TYPE	Grand Total
Felony Charges	Original Plea	19 (3.0%)	552 (87.9%)	57 (9.1%)	628 (100.0%)
	Final Plea	378 (60.2%)	193 (30.7%)	57 (9.1%)	628 (100.0%)
Felony amended to Non-Felony	Original Plea		21 (100.0%)		21 (100.0%)
	Final Plea		21 (100.0%)		21 (100.0%)

27A.460(5) Percentage of pleas as charges

27A.460(6) Percentage of pleas to reduce charges

* A case may consist of one or multiple convicted charges, the distinct count on cases counts the case only once.

* Convicted charges, percent of charges and the distinct count of cases are sorted by the highest sentence penalty for each of the convicted charges (Guilty, Guilty - Multiple Counts, Prepayable Citation - Paid or Guilty - Sealed Sentence, Enhanced).



ADMINISTRATIVE OFFICE OF THE COURTS
Research and Statistics
 Annual Report FY 2022
 Circuit Court - Felony Criminal Cases

ADAIR COUNTY

Cases can have multiple charges which are heard either by a Court Trial, Jury Trial, No Trial or by a combination of trial types. Depending upon the seriousness of the offense and the consequences of a Guilty verdict, defendants in Criminal Cases have the constitutional right to a jury of their peers. In a Jury Trial, the Judge decides questions of law and the jury decides whether the defendant is guilty or not guilty on each of the offenses charted. The cases are categorized by how all the charges within the case were disposed. If all charges were disposed by the same trial type, it is counted in the separate category, otherwise, it is counted within the "Mixed Trial" category. If a charge had no trial type entered or it had "No Trial", then it is counted in the "No Trial" category.

Cases by Trial Type
 27A.460(7), (8), (9), (10)

	Jury Trial	Mixed Trial Types	No Trial	Grand Total
Felony Amended Down to Non-Felony	1 6.67%		14 93.33%	15 100.00%
Felony Charges	2 0.62%	5 1.56%	314 97.82%	321 100.00%
Felony Convictions	1 0.46%	4 1.83%	214 97.72%	219 100.00%

- 27A.460(7) Percentage of disposition to guilty as charged by trial
- 27A.460(8) Percentage of those found guilty of lesser charge by trial
- 27A.460(9) Percentage of cases where jury trial taken
- 27A.460(10) Percentage of trials which are bench (court) trials

Shock Probation by Disposition Type
 27A.440(3)(b)

	Denied	Granted	Grand Total
0026090 SHOCK PROBATION IN FELONY CONVICTIONS	62 98.41%	1 1.59%	63 100.00%

27A.440(3)(b) Extracted data on shock probation shall be placed in the annual report of the Administrative Office of the Courts

* A case may consist of one or multiple convicted charges, the distinct count on cases counts the case only once.
 * Other disposition types include: Denied, Extradition, Grand Jury, Granted, Merged, Mistrial, Grand Jury, Other, Remanded, and Sealed Records.



ADMINISTRATIVE OFFICE OF THE COURTS
Research and Statistics
 Annual Report FY 2022
 Circuit Court - Felony Criminal Cases

ADAIR COUNTY

Youthful Offenders

There were 0 Felony level offenses and 0 Non-Felony level offenses disposed within 0 Circuit Criminal cases during the fiscal year. Non-Felony offenses include Misdemeanor, Violation, Local Ordinance, or Other level offenses within those cases.

27A.460(11)

Charges	Cases
0	0

27A.460(11) The number of juvenile offenders tried as an adult

Of the 0 Felony level offenses disposed within the Youthful Offender cases, 0 (None%) Charges were convicted

Youthful Offender

Felony Charges by Disposition Type	0	Grand Total
	0	0

Note: A youth charged prior to their 18th birthday, proceeded against as a youthful offender under KRS 635.020(7) may not be included in the above.

KRS 635.020(7) If a person who is eighteen (18) or older and before the court is charged with a felony that occurred prior to his eighteenth birthday, the court shall, upon motion of the county attorney made prior to adjudication, and after the county attorney has consulted with the Commonwealth's Attorney, that the child be proceeded against as a youthful offender, proceed in accordance with the provisions of KRS 640.010.

* A case may consist of one or multiple convicted charges, the distinct count on cases counts the case only once.

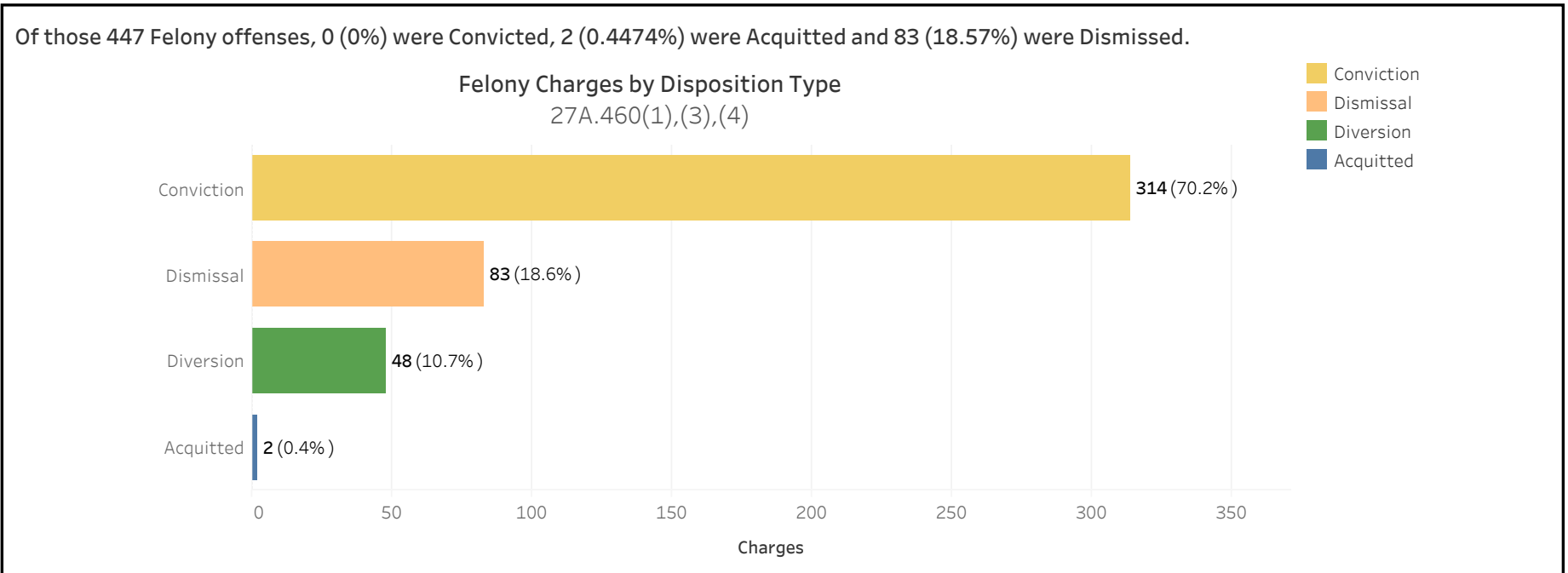


ADMINISTRATIVE OFFICE OF THE COURTS
Research and Statistics
 Annual Report FY 2022
 Circuit Court - Felony Criminal Cases

ALLEN COUNTY

There were 447 Felony level offenses and 20 Non-Felony level offenses disposed within 261 Circuit Criminal cases during the Fiscal Year. Non-Felony offenses include Misdemeanor, Violation, Local Ordinance or Other level offenses within those cases.

		Charges	Cases
ALLEN	Felony	447	243
	Felony amended to Non-Felony	20	



27A.460(1) Conviction Percentages
 27A.460(3) Percentage of Acquittals
 27A.460(4) Percentage of Dismissals

* A case may consist of one or multiple convicted charges, the distinct count on cases counts the case only once.
 * Other disposition types include: Denied, Extradition, Grand Jury, Granted, Merged, Mistrial, Grand Jury, Other, Remanded, and Sealed Records.



ADMINISTRATIVE OFFICE OF THE COURTS
Research and Statistics
 Annual Report FY 2022
 Circuit Court - Felony Criminal Cases

ALLEN COUNTY

Felony Charges Convicted by Highest Penalty Type

Penalty Type	Felony			MISDEMEANOR			VIOLATION			Grand Total		
	Charges	% of Chgs	Cases	Charges	% of Chgs	Cases	Charges	% of Chgs	Cases	Charges	% of Chgs	Cases
Incarcerated Prison	61	21.2%	31							61	11.6%	31
Incarcerated Jail	27	9.4%	15	40	18.1%	29				67	12.7%	32
Alternative: Probation	175	60.8%	120	134	60.6%	72				309	58.5%	121
Alternative: Cond. Discharged	3	1.0%	1	21	9.5%	10				24	4.5%	11
Alternative Sentence				2	0.9%	2	4	21.1%	4	6	1.1%	5
Pay Fine				1	0.5%	1	1	5.3%	1	2	0.4%	2
Pay Court Cost				1	0.5%	1				1	0.2%	1
Other Penalty							13	68.4%	8	13	2.5%	8
No Sentence	22	7.6%	15	22	10.0%	10	1	5.3%	1	45	8.5%	17
Grand Total	288	100.0%	179	221	100.0%	121	19	100.0%	14	528	100.0%	195

27A.460(2) Percentages of fines, imprisonment, or other penalty assessment

Original & Final Plea Type

		GUILTY	NOT GUILTY	UNKNOWN PLEA TYPE	Grand Total
Felony Charges	Original Plea		4 (0.9%)	443 (99.1%)	447 (100.0%)
	Final Plea	1 (0.2%)	3 (0.7%)	443 (99.1%)	447 (100.0%)
Felony amended to Non-Felony	Original Plea			20 (100.0%)	20 (100.0%)
	Final Plea			20 (100.0%)	20 (100.0%)

27A.460(5) Percentage of pleas as charges

27A.460(6) Percentage of pleas to reduce charges

* A case may consist of one or multiple convicted charges, the distinct count on cases counts the case only once.

* Convicted charges, percent of charges and the distinct count of cases are sorted by the highest sentence penalty for each of the convicted charges (Guilty, Guilty - Multiple Counts, Prepayable Citation - Paid or Guilty - Sealed Sentence, Enhanced).



ADMINISTRATIVE OFFICE OF THE COURTS
Research and Statistics
 Annual Report FY 2022
 Circuit Court - Felony Criminal Cases

ALLEN COUNTY

Cases can have multiple charges which are heard either by a Court Trial, Jury Trial, No Trial or by a combination of trial types. Depending upon the seriousness of the offense and the consequences of a Guilty verdict, defendants in Criminal Cases have the constitutional right to a jury of their peers. In a Jury Trial, the Judge decides questions of law and the jury decides whether the defendant is guilty or not guilty on each of the offenses charted. The cases are categorized by how all the charges within the case were disposed. If all charges were disposed by the same trial type, it is counted in the separate category, otherwise, it is counted within the "Mixed Trial" category. If a charge had no trial type entered or it had "No Trial", then it is counted in the "No Trial" category.

Cases by Trial Type
 27A.460(7), (8), (9), (10)

	Jury Trial	Mixed Trial Types	No Trial	Grand Total
Felony Amended Down to Non-Felony			18 100.00%	18 100.00%
Felony Charges	1 0.41%	1 0.41%	241 99.18%	243 100.00%
Felony Convictions		1 0.56%	178 99.44%	179 100.00%

27A.460(7) Percentage of disposition to guilty as charged by trial
 27A.460(8) Percentage of those found guilty of lesser charge by trial
 27A.460(9) Percentage of cases where jury trial taken
 27A.460(10) Percentage of trials which are bench (court) trials

Shock Probation by Disposition Type
 27A.440(3)(b)

	Granted	Grand Total
0026090 SHOCK PROBATION IN FELONY CONVICTIONS	29 100.00%	29 100.00%

27A.440(3)(b) Extracted data on shock probation shall be placed in the annual report of the Administrative Office of the Courts

* A case may consist of one or multiple convicted charges, the distinct count on cases counts the case only once.
 * Other disposition types include: Denied, Extradition, Grand Jury, Granted, Merged, Mistrial, Grand Jury, Other, Remanded, and Sealed Records.



ADMINISTRATIVE OFFICE OF THE COURTS
Research and Statistics
Annual Report FY 2022
Circuit Court - Felony Criminal Cases

ALLEN COUNTY

Youthful Offenders

There were 0 Felony level offenses and 0 Non-Felony level offenses disposed within 0 Circuit Criminal cases during the fiscal year. Non-Felony offenses include Misdemeanor, Violation, Local Ordinance, or Other level offenses within those cases.

27A.460(11)

	Charges	Cases
	0	0

27A.460(11) The number of juvenile offenders tried as an adult

Of the 0 Felony level offenses disposed within the Youthful Offender cases, 0 (None%) Charges were convicted

Youthful Offender

		Grand Total
Felony Charges by Disposition Type	0	0

Note: A youth charged prior to their 18th birthday, proceeded against as a youthful offender under KRS 635.020(7) may not be included in the above.

KRS 635.020(7) If a person who is eighteen (18) or older and before the court is charged with a felony that occurred prior to his eighteenth birthday, the court shall, upon motion of the county attorney made prior to adjudication, and after the county attorney has consulted with the Commonwealth's Attorney, that the child be proceeded against as a youthful offender, proceed in accordance with the provisions of KRS 640.010.

* A case may consist of one or multiple convicted charges, the distinct count on cases counts the case only once.

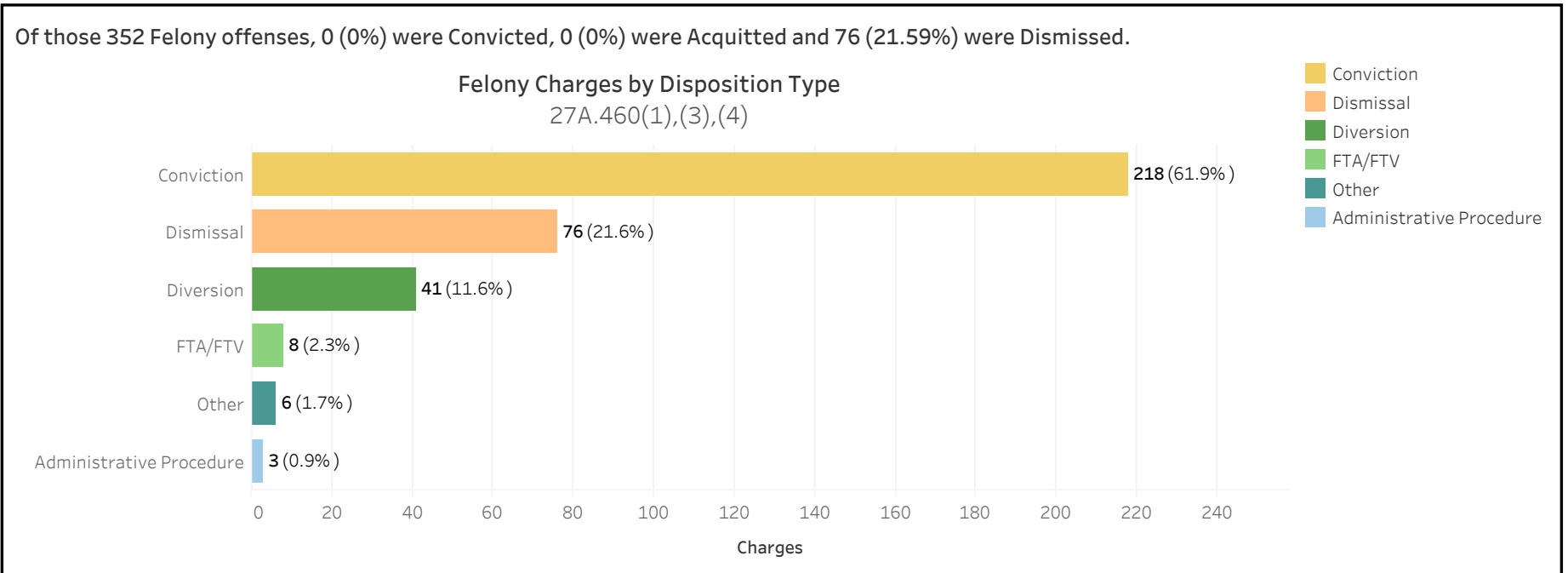


ADMINISTRATIVE OFFICE OF THE COURTS
Research and Statistics
 Annual Report FY 2022
 Circuit Court - Felony Criminal Cases

ANDERSON COUNTY

There were 352 Felony level offenses and 26 Non-Felony level offenses disposed within 218 Circuit Criminal cases during the Fiscal Year. Non-Felony offenses include Misdemeanor, Violation, Local Ordinance or Other level offenses within those cases.

		Charges	Cases
ANDERSON	Felony	352	198
	Felony amended to Non-Felony	26	



27A.460(1) Conviction Percentages
 27A.460(3) Percentage of Acquittals
 27A.460(4) Percentage of Dismissals

* A case may consist of one or multiple convicted charges, the distinct count on cases counts the case only once.
 * Other disposition types include: Denied, Extradition, Grand Jury, Granted, Merged, Mistrial, Grand Jury, Other, Remanded, and Sealed Records.



ADMINISTRATIVE OFFICE OF THE COURTS
Research and Statistics
 Annual Report FY 2022
 Circuit Court - Felony Criminal Cases

ANDERSON COUNTY

Felony Charges Convicted by Highest Penalty Type

Penalty Type	Felony			MISDEMEANOR			VIOLATION			Grand Total		
	Charges	% of Chgs	Cases	Charges	% of Chgs	Cases	Charges	% of Chgs	Cases	Charges	% of Chgs	Cases
Incarcerated Prison	56	25.8%	32							56	10.0%	32
Incarcerated Jail	21	9.7%	14	59	21.0%	28	1	1.6%	1	81	14.5%	33
Alternative: Probation	1	0.5%	1							1	0.2%	1
Alternative: Cond. Discharged	2	0.9%	2	70	24.9%	42	1	1.6%	1	73	13.1%	43
Alternative Sentence	88	40.6%	88	18	6.4%	14	1	1.6%	1	107	19.1%	91
Pay Fine				8	2.8%	7	10	16.4%	6	18	3.2%	9
Pay Court Cost				1	0.4%	1				1	0.2%	1
Other Penalty	48	22.1%	28	125	44.5%	71	48	78.7%	33	221	39.5%	89
No Sentence	1	0.5%	1							1	0.2%	1
Grand Total	217	100.0%	130	281	100.0%	145	61	100.0%	40	559	100.0%	175

27A.460(2) Percentages of fines, imprisonment, or other penalty assessment

Original & Final Plea Type

		GUILTY	NOT GUILTY	UNKNOWN PLEA TYPE	Grand Total
Felony Charges	Original Plea	53 (15.1%)	207 (58.8%)	92 (26.1%)	352 (100.0%)
	Final Plea	260 (73.9%)		92 (26.1%)	352 (100.0%)
Felony amended to Non-Felony	Original Plea		25 (96.2%)	1 (3.8%)	26 (100.0%)
	Final Plea	1 (3.8%)	24 (92.3%)	1 (3.8%)	26 (100.0%)

27A.460(5) Percentage of pleas as charges

27A.460(6) Percentage of pleas to reduce charges

* A case may consist of one or multiple convicted charges, the distinct count on cases counts the case only once.

* Convicted charges, percent of charges and the distinct count of cases are sorted by the highest sentence penalty for each of the convicted charges (Guilty, Guilty - Multiple Counts, Prepayable Citation - Paid or Guilty - Sealed Sentence, Enhanced).



ADMINISTRATIVE OFFICE OF THE COURTS
Research and Statistics
 Annual Report FY 2022
 Circuit Court - Felony Criminal Cases

ANDERSON COUNTY

Cases can have multiple charges which are heard either by a Court Trial, Jury Trial, No Trial or by a combination of trial types. Depending upon the seriousness of the offense and the consequences of a Guilty verdict, defendants in Criminal Cases have the constitutional right to a jury of their peers. In a Jury Trial, the Judge decides questions of law and the jury decides whether the defendant is guilty or not guilty on each of the offenses charted. The cases are categorized by how all the charges within the case were disposed. If all charges were disposed by the same trial type, it is counted in the separate category, otherwise, it is counted within the "Mixed Trial" category. If a charge had no trial type entered or it had "No Trial", then it is counted in the "No Trial" category.

Cases by Trial Type
 27A.460(7), (8), (9), (10)

	Mixed Trial Types	No Trial	Grand Total
Felony Amended Down to Non-Felony	2 10.00%	18 90.00%	20 100.00%
Felony Charges	34 17.17%	164 82.83%	198 100.00%
Felony Convictions	28 21.37%	103 78.63%	131 100.00%

- 27A.460(7) Percentage of disposition to guilty as charged by trial
- 27A.460(8) Percentage of those found guilty of lesser charge by trial
- 27A.460(9) Percentage of cases where jury trial taken
- 27A.460(10) Percentage of trials which are bench (court) trials

Shock Probation by Disposition Type
 27A.440(3)(b)

	Denied	Granted	Grand Total
0026090 SHOCK PROBATION IN FELONY CONVICTIONS	14 87.50%	2 12.50%	16 100.00%

27A.440(3)(b) Extracted data on shock probation shall be placed in the annual report of the Administrative Office of the Courts

* A case may consist of one or multiple convicted charges, the distinct count on cases counts the case only once.
 * Other disposition types include: Denied, Extradition, Grand Jury, Granted, Merged, Mistrial, Grand Jury, Other, Remanded, and Sealed Records.



ADMINISTRATIVE OFFICE OF THE COURTS
Research and Statistics
Annual Report FY 2022
Circuit Court - Felony Criminal Cases

ANDERSON COUNTY

Youthful Offenders

There were 5 Felony level offenses and 0 Non-Felony level offenses disposed within 1 Circuit Criminal cases during the fiscal year. Non-Felony offenses include Misdemeanor, Violation, Local Ordinance, or Other level offenses within those cases.

27A.460(11)

	Charges	Cases
Felony	5	1
Felony amended to Non-Felony	0	0

27A.460(11) The number of juvenile offenders tried as an adult

Of the 5 Felony level offenses disposed within the Youthful Offender cases, 0 (0%) Charges were convicted

Youthful Offender

	Others	Grand Total
Felony Charges by Disposition Type	5	5

Note: A youth charged prior to their 18th birthday, proceeded against as a youthful offender under KRS 635.020(7) may not be included in the above.

KRS 635.020(7) If a person who is eighteen (18) or older and before the court is charged with a felony that occurred prior to his eighteenth birthday, the court shall, upon motion of the county attorney made prior to adjudication, and after the county attorney has consulted with the Commonwealth's Attorney, that the child be proceeded against as a youthful offender, proceed in accordance with the provisions of KRS 640.010.

* A case may consist of one or multiple convicted charges, the distinct count on cases counts the case only once.

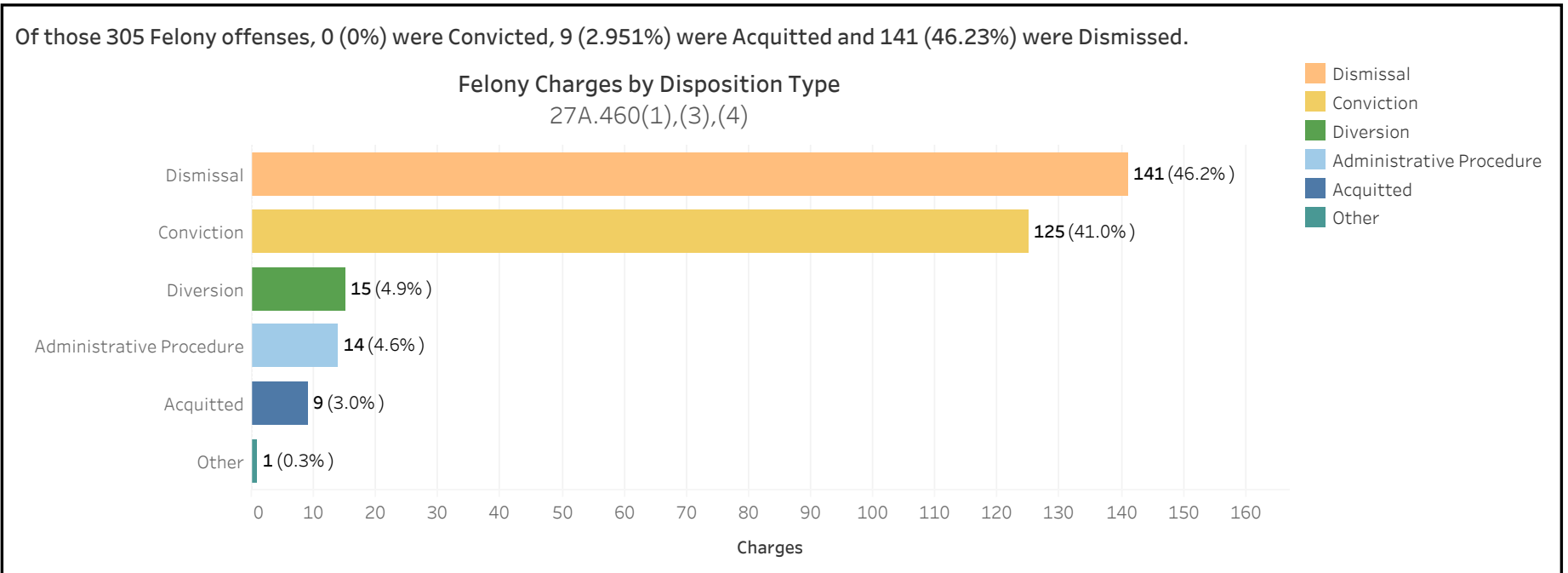


ADMINISTRATIVE OFFICE OF THE COURTS
Research and Statistics
 Annual Report FY 2022
 Circuit Court - Felony Criminal Cases

BALLARD COUNTY

There were 305 Felony level offenses and 28 Non-Felony level offenses disposed within 178 Circuit Criminal cases during the Fiscal Year. Non-Felony offenses include Misdemeanor, Violation, Local Ordinance or Other level offenses within those cases.

		Charges	Cases
BALLARD	Felony	305	157
	Felony amended to Non-Felony	28	



27A.460(1) Conviction Percentages
 27A.460(3) Percentage of Acquittals
 27A.460(4) Percentage of Dismissals

* A case may consist of one or multiple convicted charges, the distinct count on cases counts the case only once.
 * Other disposition types include: Denied, Extradition, Grand Jury, Granted, Merged, Mistrial, Grand Jury, Other, Remanded, and Sealed Records.



ADMINISTRATIVE OFFICE OF THE COURTS
Research and Statistics
 Annual Report FY 2022
 Circuit Court - Felony Criminal Cases

BALLARD COUNTY

Felony Charges Convicted by Highest Penalty Type

Penalty Type	Felony			MISDEMEANOR			VIOLATION			Grand Total		
	Charges	% of Chgs	Cases	Charges	% of Chgs	Cases	Charges	% of Chgs	Cases	Charges	% of Chgs	Cases
Incarcerated Prison	52	41.6%	38							52	15.3%	38
Incarcerated Jail	18	14.4%	16	56	32.4%	34				74	21.8%	39
Alternative: Probation				1	0.6%	1				1	0.3%	1
Alternative: Cond. Discharged				8	4.6%	4				8	2.4%	4
Alternative Sentence	55	44.0%	47	87	50.3%	47				142	41.9%	62
Pay Fine				12	6.9%	12	41	100.0%	28	53	15.6%	36
Pay Court Cost				2	1.2%	2				2	0.6%	2
Other Penalty				7	4.0%	4				7	2.1%	4
Grand Total	125	100.0%	96	173	100.0%	91	41	100.0%	28	339	100.0%	123

27A.460(2) Percentages of fines, imprisonment, or other penalty assessment

Original & Final Plea Type

		NOT GUILTY	UNKNOWN PLEA TYPE	Grand Total
Felony Charges	Original Plea	14 (4.6%)	291 (95.4%)	305 (100.0%)
	Final Plea	14 (4.6%)	291 (95.4%)	305 (100.0%)
Felony amended to Non-Felony	Original Plea		28 (100.0%)	28 (100.0%)
	Final Plea		28 (100.0%)	28 (100.0%)

27A.460(5) Percentage of pleas as charges

27A.460(6) Percentage of pleas to reduce charges

* A case may consist of one or multiple convicted charges, the distinct count on cases counts the case only once.

* Convicted charges, percent of charges and the distinct count of cases are sorted by the highest sentence penalty for each of the convicted charges (Guilty, Guilty - Multiple Counts, Prepayable Citation - Paid or Guilty - Sealed Sentence, Enhanced).



ADMINISTRATIVE OFFICE OF THE COURTS
Research and Statistics
 Annual Report FY 2022
 Circuit Court - Felony Criminal Cases

BALLARD COUNTY

Cases can have multiple charges which are heard either by a Court Trial, Jury Trial, No Trial or by a combination of trial types. Depending upon the seriousness of the offense and the consequences of a Guilty verdict, defendants in Criminal Cases have the constitutional right to a jury of their peers. In a Jury Trial, the Judge decides questions of law and the jury decides whether the defendant is guilty or not guilty on each of the offenses charted. The cases are categorized by how all the charges within the case were disposed. If all charges were disposed by the same trial type, it is counted in the separate category, otherwise, it is counted within the "Mixed Trial" category. If a charge had no trial type entered or it had "No Trial", then it is counted in the "No Trial" category.

Cases by Trial Type
 27A.460(7), (8), (9), (10)

	Jury Trial	Mixed Trial Types	No Trial	Grand Total
Felony Amended Down to Non-Felony			21 100.00%	21 100.00%
Felony Charges	2 1.27%	14 8.92%	141 89.81%	157 100.00%
Felony Convictions	1 1.04%	9 9.38%	86 89.58%	96 100.00%

- 27A.460(7) Percentage of disposition to guilty as charged by trial
- 27A.460(8) Percentage of those found guilty of lesser charge by trial
- 27A.460(9) Percentage of cases where jury trial taken
- 27A.460(10) Percentage of trials which are bench (court) trials

Shock Probation by Disposition Type
 27A.440(3)(b)

	Denied	Granted	Grand Total
0026090 SHOCK PROBATION IN FELONY CONVICTIONS	47 77.05%	14 22.95%	61 100.00%
0026100 SHOCK PROBATION IN MISDEMEANOR CONVICTIONS		1 100.00%	1 100.00%

27A.440(3)(b) Extracted data on shock probation shall be placed in the annual report of the Administrative Office of the Courts

* A case may consist of one or multiple convicted charges, the distinct count on cases counts the case only once.
 * Other disposition types include: Denied, Extradition, Grand Jury, Granted, Merged, Mistrial, Grand Jury, Other, Remanded, and Sealed Records.



ADMINISTRATIVE OFFICE OF THE COURTS
Research and Statistics
Annual Report FY 2022
Circuit Court - Felony Criminal Cases

BALLARD COUNTY

Youthful Offenders

There were 0 Felony level offenses and 0 Non-Felony level offenses disposed within 0 Circuit Criminal cases during the fiscal year. Non-Felony offenses include Misdemeanor, Violation, Local Ordinance, or Other level offenses within those cases.

27A.460(11)

	Charges	Cases
	0	0

27A.460(11) The number of juvenile offenders tried as an adult

Of the 0 Felony level offenses disposed within the Youthful Offender cases, 0 (None%) Charges were convicted

Youthful Offender

		Grand Total
Felony Charges by Disposition Type	0	0

Note: A youth charged prior to their 18th birthday, proceeded against as a youthful offender under KRS 635.020(7) may not be included in the above.

KRS 635.020(7) If a person who is eighteen (18) or older and before the court is charged with a felony that occurred prior to his eighteenth birthday, the court shall, upon motion of the county attorney made prior to adjudication, and after the county attorney has consulted with the Commonwealth's Attorney, that the child be proceeded against as a youthful offender, proceed in accordance with the provisions of KRS 640.010.

* A case may consist of one or multiple convicted charges, the distinct count on cases counts the case only once.

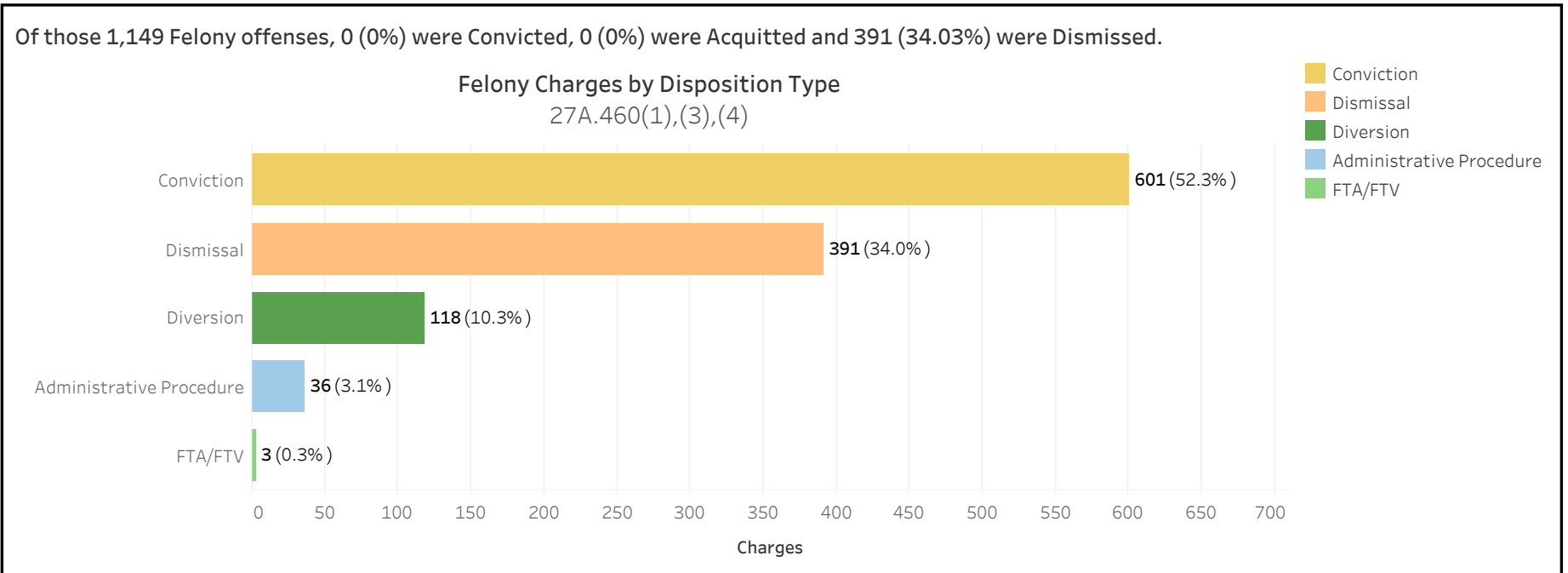


ADMINISTRATIVE OFFICE OF THE COURTS
Research and Statistics
 Annual Report FY 2022
 Circuit Court - Felony Criminal Cases

BARREN COUNTY

There were 1,149 Felony level offenses and 27 Non-Felony level offenses disposed within 744 Circuit Criminal cases during the Fiscal Year. Non-Felony offenses include Misdemeanor, Violation, Local Ordinance or Other level offenses within those cases.

		Charges	Cases
BARREN	Felony	1,149	720
	Felony amended to Non-Felony	27	



27A.460(1) Conviction Percentages
 27A.460(3) Percentage of Acquittals
 27A.460(4) Percentage of Dismissals

* A case may consist of one or multiple convicted charges, the distinct count on cases counts the case only once.
 * Other disposition types include: Denied, Extradition, Grand Jury, Granted, Merged, Mistrial, Grand Jury, Other, Remanded, and Sealed Records.



ADMINISTRATIVE OFFICE OF THE COURTS
Research and Statistics
 Annual Report FY 2022
 Circuit Court - Felony Criminal Cases

BARREN COUNTY

Felony Charges Convicted by Highest Penalty Type

Penalty Type	Felony			MISDEMEANOR			VIOLATION			Grand Total		
	Charges	% of Chgs	Cases	Charges	% of Chgs	Cases	Charges	% of Chgs	Cases	Charges	% of Chgs	Cases
Incarcerated Prison	149	25.0%	89	1	0.2%	1				150	12.3%	89
Incarcerated Jail	18	3.0%	13	102	16.4%	57				120	9.9%	61
Alternative: Home Incarcerati..	2	0.3%	2							2	0.2%	2
Alternative: Probation	422	70.8%	317	517	83.3%	283	1	100.0%	1	940	77.2%	374
Pay Court Cost				1	0.2%	1				1	0.1%	1
Other Penalty	5	0.8%	3							5	0.4%	3
Grand Total	596	100.0%	415	621	100.0%	333	1	100.0%	1	1,218	100.0%	475

27A.460(2) Percentages of fines, imprisonment, or other penalty assessment

Original & Final Plea Type

		GUILTY	NOT GUILTY	UNKNOWN PLEA TYPE	Grand Total
Felony Charges	Original Plea	590 (51.3%)	10 (0.9%)	549 (47.8%)	1,149 (100.0%)
	Final Plea	596 (51.9%)	4 (0.3%)	549 (47.8%)	1,149 (100.0%)
Felony amended to Non-Felony	Original Plea			27 (100.0%)	27 (100.0%)
	Final Plea			27 (100.0%)	27 (100.0%)

27A.460(5) Percentage of pleas as charges

27A.460(6) Percentage of pleas to reduce charges

* A case may consist of one or multiple convicted charges, the distinct count on cases counts the case only once.

* Convicted charges, percent of charges and the distinct count of cases are sorted by the highest sentence penalty for each of the convicted charges (Guilty, Guilty - Multiple Counts, Prepayable Citation - Paid or Guilty - Sealed Sentence, Enhanced).



ADMINISTRATIVE OFFICE OF THE COURTS
Research and Statistics
 Annual Report FY 2022
 Circuit Court - Felony Criminal Cases

BARREN COUNTY

Cases can have multiple charges which are heard either by a Court Trial, Jury Trial, No Trial or by a combination of trial types. Depending upon the seriousness of the offense and the consequences of a Guilty verdict, defendants in Criminal Cases have the constitutional right to a jury of their peers. In a Jury Trial, the Judge decides questions of law and the jury decides whether the defendant is guilty or not guilty on each of the offenses charted. The cases are categorized by how all the charges within the case were disposed. If all charges were disposed by the same trial type, it is counted in the separate category, otherwise, it is counted within the "Mixed Trial" category. If a charge had no trial type entered or it had "No Trial", then it is counted in the "No Trial" category.

Cases by Trial Type
 27A.460(7), (8), (9), (10)

	Jury Trial	Mixed Trial Types	No Trial	Grand Total
Felony Amended Down to Non-Felony			24 100.00%	24 100.00%
Felony Charges	2 0.28%	7 0.97%	711 98.75%	720 100.00%
Felony Convictions	1 0.24%	4 0.96%	410 98.80%	415 100.00%

- 27A.460(7) Percentage of disposition to guilty as charged by trial
- 27A.460(8) Percentage of those found guilty of lesser charge by trial
- 27A.460(9) Percentage of cases where jury trial taken
- 27A.460(10) Percentage of trials which are bench (court) trials

Shock Probation by Disposition Type
 27A.440(3)(b)

	Denied	Grand Total
0026090 SHOCK PROBATION IN FELONY CONVICTIONS	88 100.00%	88 100.00%

27A.440(3)(b) Extracted data on shock probation shall be placed in the annual report of the Administrative Office of the Courts

* A case may consist of one or multiple convicted charges, the distinct count on cases counts the case only once.
 * Other disposition types include: Denied, Extradition, Grand Jury, Granted, Merged, Mistrial, Grand Jury, Other, Remanded, and Sealed Records.



ADMINISTRATIVE OFFICE OF THE COURTS
Research and Statistics
 Annual Report FY 2022
 Circuit Court - Felony Criminal Cases

BARREN COUNTY

Youthful Offenders

There were 0 Felony level offenses and 0 Non-Felony level offenses disposed within 0 Circuit Criminal cases during the fiscal year. Non-Felony offenses include Misdemeanor, Violation, Local Ordinance, or Other level offenses within those cases.

27A.460(11)

Charges	Cases
0	0

27A.460(11) The number of juvenile offenders tried as an adult

Of the 0 Felony level offenses disposed within the Youthful Offender cases, 0 (None%) Charges were convicted

Youthful Offender

Felony Charges by Disposition Type	0	Grand Total
	0	0

Note: A youth charged prior to their 18th birthday, proceeded against as a youthful offender under KRS 635.020(7) may not be included in the above.

KRS 635.020(7) If a person who is eighteen (18) or older and before the court is charged with a felony that occurred prior to his eighteenth birthday, the court shall, upon motion of the county attorney made prior to adjudication, and after the county attorney has consulted with the Commonwealth's Attorney, that the child be proceeded against as a youthful offender, proceed in accordance with the provisions of KRS 640.010.

* A case may consist of one or multiple convicted charges, the distinct count on cases counts the case only once.

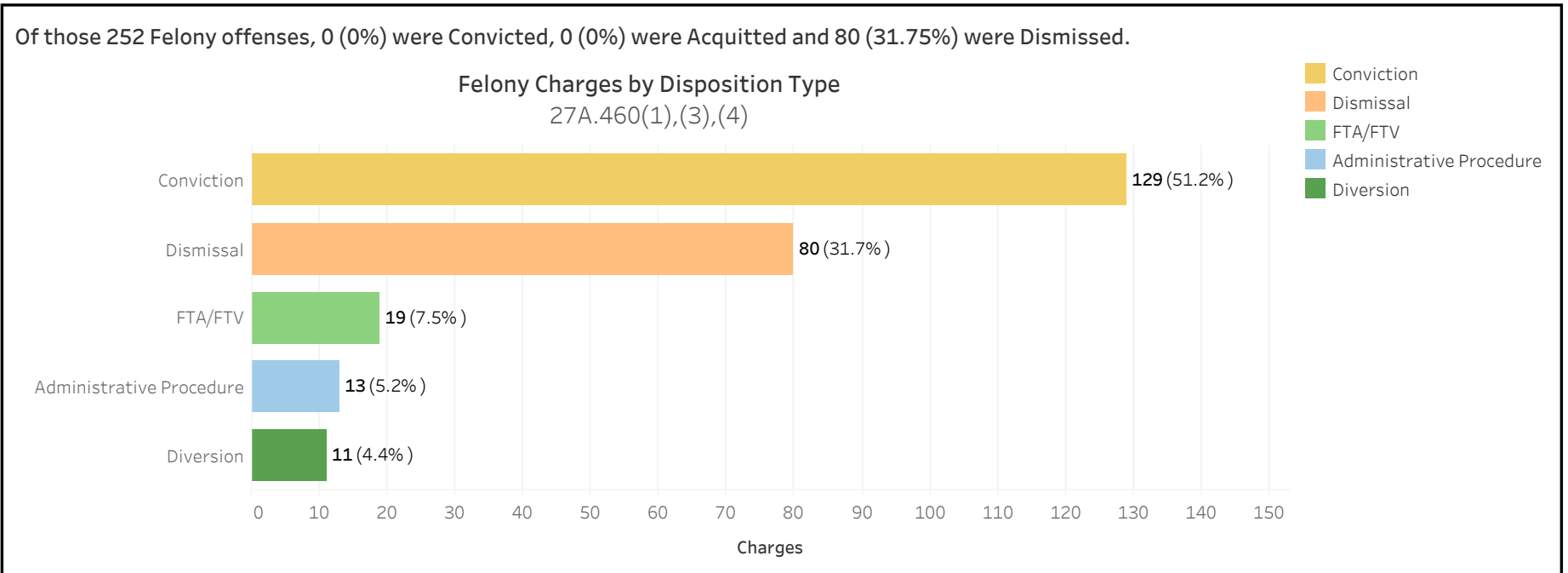


ADMINISTRATIVE OFFICE OF THE COURTS
Research and Statistics
 Annual Report FY 2022
 Circuit Court - Felony Criminal Cases

BATH COUNTY

There were 252 Felony level offenses and 24 Non-Felony level offenses disposed within 152 Circuit Criminal cases during the Fiscal Year. Non-Felony offenses include Misdemeanor, Violation, Local Ordinance or Other level offenses within those cases.

		Charges	Cases
BATH	Felony	252	129
	Felony amended to Non-Felony	24	



27A.460(1) Conviction Percentages
 27A.460(3) Percentage of Acquittals
 27A.460(4) Percentage of Dismissals

* A case may consist of one or multiple convicted charges, the distinct count on cases counts the case only once.
 * Other disposition types include: Denied, Extradition, Grand Jury, Granted, Merged, Mistrial, Grand Jury, Other, Remanded, and Sealed Records.



ADMINISTRATIVE OFFICE OF THE COURTS
Research and Statistics
 Annual Report FY 2022
 Circuit Court - Felony Criminal Cases

BATH COUNTY

Felony Charges Convicted by Highest Penalty Type

Penalty Type	Felony			MISDEMEANOR			VIOLATION			Grand Total		
	Charges	% of Chgs	Cases	Charges	% of Chgs	Cases	Charges	% of Chgs	Cases	Charges	% of Chgs	Cases
Incarcerated Prison	51	41.1%	24	1	0.8%	1				52	18.8%	25
Incarcerated Jail	6	4.8%	6	50	37.9%	23				56	20.3%	26
Alternative: Probation	37	29.8%	27	51	38.6%	27				88	31.9%	42
Alternative: Cond. Discharged				8	6.1%	4				8	2.9%	4
Alternative Sentence	15	12.1%	14	8	6.1%	8				23	8.3%	18
Pay Fine				2	1.5%	2	16	80.0%	6	18	6.5%	7
Pay Court Cost	1	0.8%	1							1	0.4%	1
Other Penalty	11	8.9%	4	6	4.5%	6				17	6.2%	7
No Sentence	3	2.4%	2	6	4.5%	2	4	20.0%	3	13	4.7%	4
Grand Total	124	100.0%	73	132	100.0%	65	20	100.0%	9	276	100.0%	103

27A.460(2) Percentages of fines, imprisonment, or other penalty assessment

Original & Final Plea Type

		GUILTY	NOT GUILTY	UNKNOWN PLEA TYPE	Grand Total
Felony Charges	Original Plea	9 (3.6%)	69 (27.4%)	174 (69.0%)	252 (100.0%)
	Final Plea	76 (30.2%)	2 (0.8%)	174 (69.0%)	252 (100.0%)
Felony amended to Non-Felony	Original Plea		1 (4.2%)	23 (95.8%)	24 (100.0%)
	Final Plea	1 (4.2%)		23 (95.8%)	24 (100.0%)

27A.460(5) Percentage of pleas as charges

27A.460(6) Percentage of pleas to reduce charges

* A case may consist of one or multiple convicted charges, the distinct count on cases counts the case only once.

* Convicted charges, percent of charges and the distinct count of cases are sorted by the highest sentence penalty for each of the convicted charges (Guilty, Guilty - Multiple Counts, Prepayable Citation - Paid or Guilty - Sealed Sentence, Enhanced).



ADMINISTRATIVE OFFICE OF THE COURTS
Research and Statistics
 Annual Report FY 2022
 Circuit Court - Felony Criminal Cases

BATH COUNTY

Cases can have multiple charges which are heard either by a Court Trial, Jury Trial, No Trial or by a combination of trial types. Depending upon the seriousness of the offense and the consequences of a Guilty verdict, defendants in Criminal Cases have the constitutional right to a jury of their peers. In a Jury Trial, the Judge decides questions of law and the jury decides whether the defendant is guilty or not guilty on each of the offenses charted. The cases are categorized by how all the charges within the case were disposed. If all charges were disposed by the same trial type, it is counted in the separate category, otherwise, it is counted within the "Mixed Trial" category. If a charge had no trial type entered or it had "No Trial", then it is counted in the "No Trial" category.

Cases by Trial Type
 27A.460(7), (8), (9), (10)

	Jury Trial	Mixed Trial Types	No Trial	Grand Total
Felony Amended Down to Non-Felony		1 4.35%	22 95.65%	23 100.00%
Felony Charges	1 0.78%	12 9.30%	116 89.92%	129 100.00%
Felony Convictions	1 1.37%	11 15.07%	61 83.56%	73 100.00%

- 27A.460(7) Percentage of disposition to guilty as charged by trial
- 27A.460(8) Percentage of those found guilty of lesser charge by trial
- 27A.460(9) Percentage of cases where jury trial taken
- 27A.460(10) Percentage of trials which are bench (court) trials

Shock Probation by Disposition Type
 27A.440(3)(b)

	Denied	Others	Grand Total
0026090 SHOCK PROBATION IN FELONY CONVICTIONS	5 71.43%	2 28.57%	7 100.00%

27A.440(3)(b) Extracted data on shock probation shall be placed in the annual report of the Administrative Office of the Courts

* A case may consist of one or multiple convicted charges, the distinct count on cases counts the case only once.
 * Other disposition types include: Denied, Extradition, Grand Jury, Granted, Merged, Mistrial, Grand Jury, Other, Remanded, and Sealed Records.



ADMINISTRATIVE OFFICE OF THE COURTS
Research and Statistics
 Annual Report FY 2022
 Circuit Court - Felony Criminal Cases

BATH COUNTY

Youthful Offenders

There were 0 Felony level offenses and 0 Non-Felony level offenses disposed within 0 Circuit Criminal cases during the fiscal year. Non-Felony offenses include Misdemeanor, Violation, Local Ordinance, or Other level offenses within those cases.

27A.460(11)

Charges	Cases
0	0

27A.460(11) The number of juvenile offenders tried as an adult

Of the 0 Felony level offenses disposed within the Youthful Offender cases, 0 (None%) Charges were convicted

Youthful Offender

Felony Charges by Disposition Type	0	Grand Total	0

Note: A youth charged prior to their 18th birthday, proceeded against as a youthful offender under KRS 635.020(7) may not be included in the above.

KRS 635.020(7) If a person who is eighteen (18) or older and before the court is charged with a felony that occurred prior to his eighteenth birthday, the court shall, upon motion of the county attorney made prior to adjudication, and after the county attorney has consulted with the Commonwealth's Attorney, that the child be proceeded against as a youthful offender, proceed in accordance with the provisions of KRS 640.010.

* A case may consist of one or multiple convicted charges, the distinct count on cases counts the case only once.



ADMINISTRATIVE OFFICE OF THE COURTS
Research and Statistics
 Annual Report FY 2022
 Circuit Court - Felony Criminal Cases

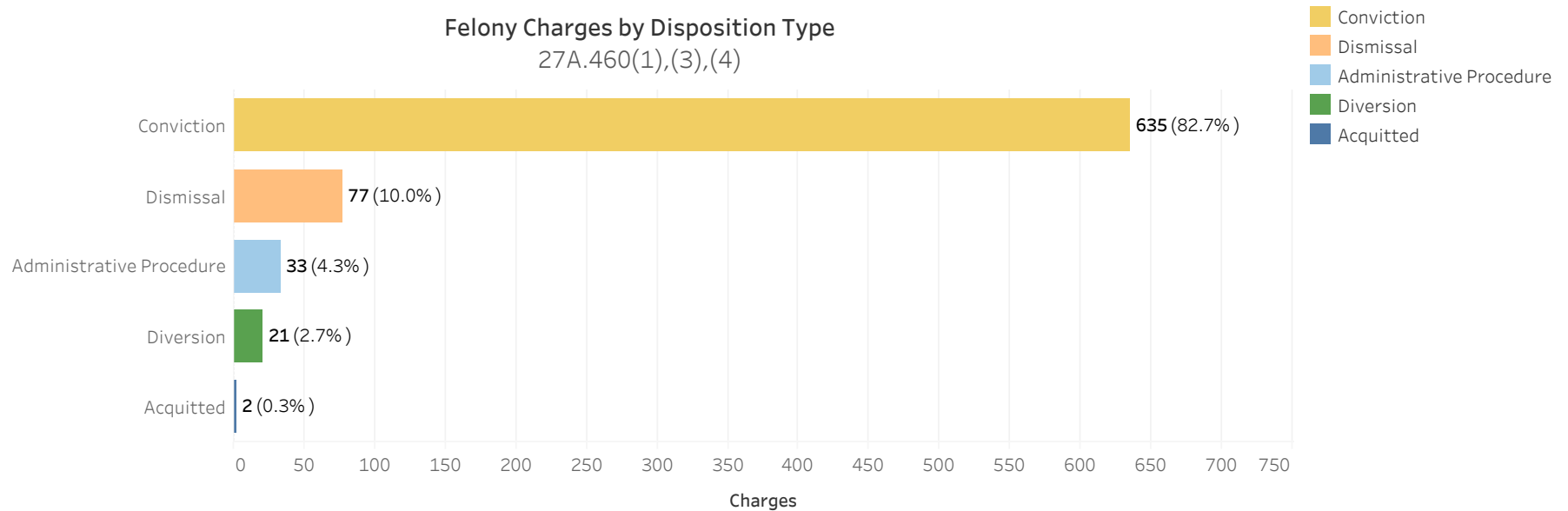
BELL COUNTY

There were 768 Felony level offenses and 17 Non-Felony level offenses disposed within 502 Circuit Criminal cases during the Fiscal Year. Non-Felony offenses include Misdemeanor, Violation, Local Ordinance or Other level offenses within those cases.

		Charges	Cases
BELL	Felony	768	485
	Felony amended to Non-Felony	17	

Of those 768 Felony offenses, 0 (0%) were Convicted, 2 (0.2604%) were Acquitted and 77 (10.03%) were Dismissed.

Felony Charges by Disposition Type
 27A.460(1),(3),(4)



27A.460(1) Conviction Percentages
 27A.460(3) Percentage of Acquittals
 27A.460(4) Percentage of Dismissals

* A case may consist of one or multiple convicted charges, the distinct count on cases counts the case only once.
 * Other disposition types include: Denied, Extradition, Grand Jury, Granted, Merged, Mistrial, Grand Jury, Other, Remanded, and Sealed Records.



ADMINISTRATIVE OFFICE OF THE COURTS
Research and Statistics
 Annual Report FY 2022
 Circuit Court - Felony Criminal Cases

BELL COUNTY

Felony Charges Convicted by Highest Penalty Type

Penalty Type	Felony			MISDEMEANOR			Grand Total		
	Charges	% of Chgs	Cases	Charges	% of Chgs	Cases	Charges	% of Chgs	Cases
Incarcerated Prison	249	40.6%	137	5	1.5%	2	254	27.1%	138
Incarcerated Jail	118	19.2%	108	218	67.3%	119	336	35.8%	180
Alternative: Probation	223	36.3%	173	25	7.7%	17	248	26.4%	183
Pay Fine				5	1.5%	5	5	0.5%	5
Pay Court Cost	1	0.2%	1	4	1.2%	4	5	0.5%	5
Other Penalty	7	1.1%	5	66	20.4%	36	73	7.8%	39
No Sentence	16	2.6%	16	1	0.3%	1	17	1.8%	17
Grand Total	614	100.0%	424	324	100.0%	178	938	100.0%	441

27A.460(2) Percentages of fines, imprisonment, or other penalty assessment

Original & Final Plea Type

		GUILTY	NOT GUILTY	UNKNOWN PLEA TYPE	Grand Total
Felony Charges	Original Plea	141 (18.4%)	589 (76.7%)	38 (4.9%)	768 (100.0%)
	Final Plea	654 (85.2%)	76 (9.9%)	38 (4.9%)	768 (100.0%)
Felony amended to Non-Felony	Original Plea		17 (100.0%)		17 (100.0%)
	Final Plea	1 (5.9%)	16 (94.1%)		17 (100.0%)

27A.460(5) Percentage of pleas as charges

27A.460(6) Percentage of pleas to reduce charges

* A case may consist of one or multiple convicted charges, the distinct count on cases counts the case only once.

* Convicted charges, percent of charges and the distinct count of cases are sorted by the highest sentence penalty for each of the convicted charges (Guilty, Guilty - Multiple Counts, Prepayable Citation - Paid or Guilty - Sealed Sentence, Enhanced).



ADMINISTRATIVE OFFICE OF THE COURTS
Research and Statistics
 Annual Report FY 2022
 Circuit Court - Felony Criminal Cases

BELL COUNTY

Cases can have multiple charges which are heard either by a Court Trial, Jury Trial, No Trial or by a combination of trial types. Depending upon the seriousness of the offense and the consequences of a Guilty verdict, defendants in Criminal Cases have the constitutional right to a jury of their peers. In a Jury Trial, the Judge decides questions of law and the jury decides whether the defendant is guilty or not guilty on each of the offenses charted. The cases are categorized by how all the charges within the case were disposed. If all charges were disposed by the same trial type, it is counted in the separate category, otherwise, it is counted within the "Mixed Trial" category. If a charge had no trial type entered or it had "No Trial", then it is counted in the "No Trial" category.

Cases by Trial Type
 27A.460(7), (8), (9), (10)

	Mixed Trial Types	No Trial	Grand Total
Felony Amended Down to Non-Felony	3 17.65%	14 82.35%	17 100.00%
Felony Charges	64 13.20%	421 86.80%	485 100.00%
Felony Convictions	58 13.68%	366 86.32%	424 100.00%

- 27A.460(7) Percentage of disposition to guilty as charged by trial
- 27A.460(8) Percentage of those found guilty of lesser charge by trial
- 27A.460(9) Percentage of cases where jury trial taken
- 27A.460(10) Percentage of trials which are bench (court) trials

Shock Probation by Disposition Type
 27A.440(3)(b)

	Denied	Granted	Grand Total
0026090 SHOCK PROBATION IN FELONY CONVICTIONS	49 80.33%	12 19.67%	61 100.00%

27A.440(3)(b) Extracted data on shock probation shall be placed in the annual report of the Administrative Office of the Courts

* A case may consist of one or multiple convicted charges, the distinct count on cases counts the case only once.
 * Other disposition types include: Denied, Extradition, Grand Jury, Granted, Merged, Mistrial, Grand Jury, Other, Remanded, and Sealed Records.



ADMINISTRATIVE OFFICE OF THE COURTS
Research and Statistics
 Annual Report FY 2022
 Circuit Court - Felony Criminal Cases

BELL COUNTY

Youthful Offenders

There were 0 Felony level offenses and 0 Non-Felony level offenses disposed within 0 Circuit Criminal cases during the fiscal year. Non-Felony offenses include Misdemeanor, Violation, Local Ordinance, or Other level offenses within those cases.

27A.460(11)

Charges	Cases
0	0

27A.460(11) The number of juvenile offenders tried as an adult

Of the 0 Felony level offenses disposed within the Youthful Offender cases, 0 (None%) Charges were convicted

Youthful Offender

Felony Charges by Disposition Type	0	Grand Total	0

Note: A youth charged prior to their 18th birthday, proceeded against as a youthful offender under KRS 635.020(7) may not be included in the above.

KRS 635.020(7) If a person who is eighteen (18) or older and before the court is charged with a felony that occurred prior to his eighteenth birthday, the court shall, upon motion of the county attorney made prior to adjudication, and after the county attorney has consulted with the Commonwealth's Attorney, that the child be proceeded against as a youthful offender, proceed in accordance with the provisions of KRS 640.010.

* A case may consist of one or multiple convicted charges, the distinct count on cases counts the case only once.

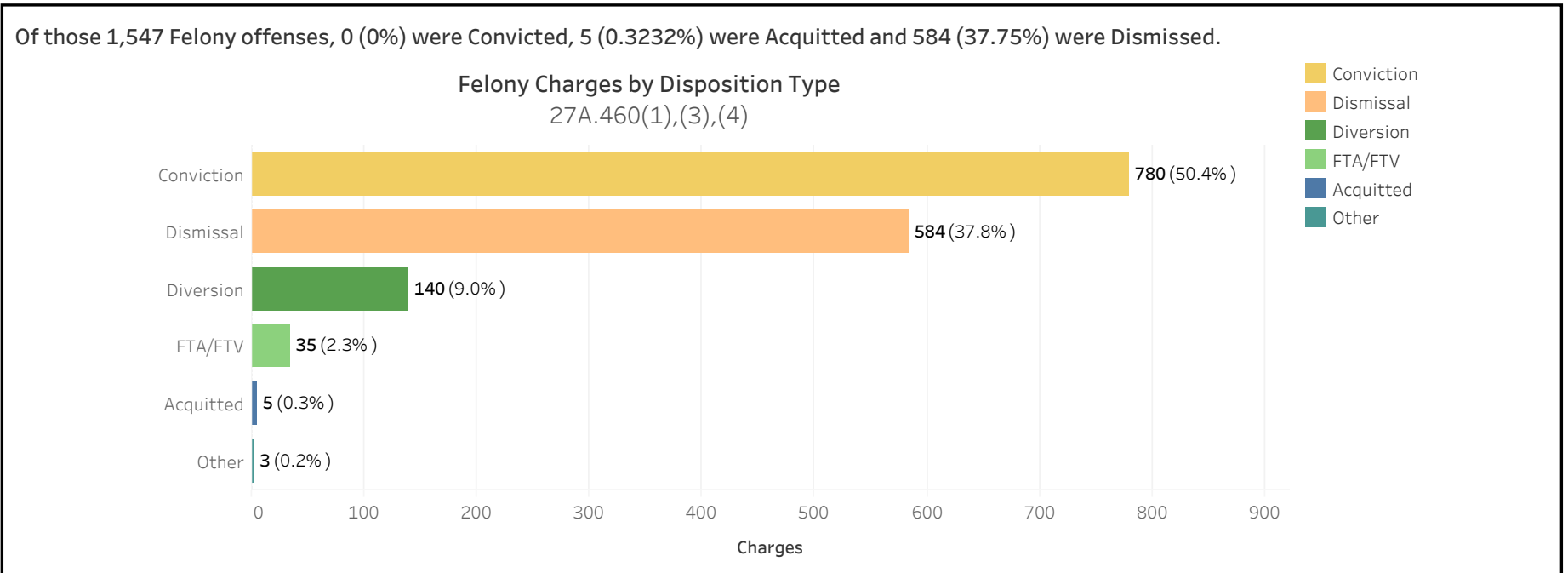


ADMINISTRATIVE OFFICE OF THE COURTS
Research and Statistics
 Annual Report FY 2022
 Circuit Court - Felony Criminal Cases

BOONE COUNTY

There were 1,547 Felony level offenses and 118 Non-Felony level offenses disposed within 1,077 Circuit Criminal cases during the Fiscal Year. Non-Felony offenses include Misdemeanor, Violation, Local Ordinance or Other level offenses within those cases.

		Charges	Cases
BOONE	Felony	1,547	976
	Felony amended to Non-Felony	118	



27A.460(1) Conviction Percentages
 27A.460(3) Percentage of Acquittals
 27A.460(4) Percentage of Dismissals

* A case may consist of one or multiple convicted charges, the distinct count on cases counts the case only once.
 * Other disposition types include: Denied, Extradition, Grand Jury, Granted, Merged, Mistrial, Grand Jury, Other, Remanded, and Sealed Records.



ADMINISTRATIVE OFFICE OF THE COURTS
Research and Statistics
 Annual Report FY 2022
 Circuit Court - Felony Criminal Cases

BOONE COUNTY

Felony Charges Convicted by Highest Penalty Type

Penalty Type	Felony			MISDEMEANOR			VIOLATION			Grand Total		
	Charges	% of Chgs	Cases	Charges	% of Chgs	Cases	Charges	% of Chgs	Cases	Charges	% of Chgs	Cases
Incarcerated Prison	323	41.4%	204							323	22.0%	204
Incarcerated Jail	124	15.9%	101	260	39.0%	154				384	26.1%	199
Alternative: Probation	5	0.6%	5	2	0.3%	2				7	0.5%	6
Alternative: Cond. Discharged	1	0.1%	1	145	21.7%	104				146	9.9%	105
Alternative Sentence	86	11.0%	86	7	1.0%	7				93	6.3%	91
Pay Fine	15	1.9%	15	6	0.9%	6	10	45.5%	9	31	2.1%	30
Pay Court Cost	111	14.2%	111	11	1.6%	11	3	13.6%	3	125	8.5%	125
Other Penalty	113	14.5%	82	234	35.1%	167	8	36.4%	6	355	24.2%	217
No Sentence	2	0.3%	2	2	0.3%	2	1	4.5%	1	5	0.3%	5
Grand Total	780	100.0%	539	667	100.0%	443	22	100.0%	19	1,469	100.0%	682

27A.460(2) Percentages of fines, imprisonment, or other penalty assessment

Original & Final Plea Type

		NOT GUILTY	UNKNOWN PLEA TYPE	Grand Total
Felony Charges	Original Plea	1 (0.1%)	1,546 (99.9%)	1,547 (100.0%)
	Final Plea	1 (0.1%)	1,546 (99.9%)	1,547 (100.0%)
Felony amended to Non-Felony	Original Plea		118 (100.0%)	118 (100.0%)
	Final Plea		118 (100.0%)	118 (100.0%)

27A.460(5) Percentage of pleas as charges

27A.460(6) Percentage of pleas to reduce charges

* A case may consist of one or multiple convicted charges, the distinct count on cases counts the case only once.

* Convicted charges, percent of charges and the distinct count of cases are sorted by the highest sentence penalty for each of the convicted charges (Guilty, Guilty - Multiple Counts, Prepayable Citation - Paid or Guilty - Sealed Sentence, Enhanced).



ADMINISTRATIVE OFFICE OF THE COURTS
Research and Statistics
 Annual Report FY 2022
 Circuit Court - Felony Criminal Cases

BOONE COUNTY

Cases can have multiple charges which are heard either by a Court Trial, Jury Trial, No Trial or by a combination of trial types. Depending upon the seriousness of the offense and the consequences of a Guilty verdict, defendants in Criminal Cases have the constitutional right to a jury of their peers. In a Jury Trial, the Judge decides questions of law and the jury decides whether the defendant is guilty or not guilty on each of the offenses charted. The cases are categorized by how all the charges within the case were disposed. If all charges were disposed by the same trial type, it is counted in the separate category, otherwise, it is counted within the "Mixed Trial" category. If a charge had no trial type entered or it had "No Trial", then it is counted in the "No Trial" category.

Cases by Trial Type
 27A.460(7), (8), (9), (10)

	Jury Trial	Mixed Trial Types	No Trial	Grand Total
Felony Amended Down to Non-Felony		2 1.98%	99 98.02%	101 100.00%
Felony Charges	3 0.31%	13 1.33%	960 98.36%	976 100.00%
Felony Convictions	3 0.56%	6 1.11%	530 98.33%	539 100.00%

- 27A.460(7) Percentage of disposition to guilty as charged by trial
- 27A.460(8) Percentage of those found guilty of lesser charge by trial
- 27A.460(9) Percentage of cases where jury trial taken
- 27A.460(10) Percentage of trials which are bench (court) trials

Shock Probation by Disposition Type
 27A.440(3)(b)

	Granted	Grand Total
0026090 SHOCK PROBATION IN FELONY CONVICTIONS	7 100.00%	7 100.00%
0026100 SHOCK PROBATION IN MISDEMEANOR CONVICTIONS	1 100.00%	1 100.00%

27A.440(3)(b) Extracted data on shock probation shall be placed in the annual report of the Administrative Office of the Courts

* A case may consist of one or multiple convicted charges, the distinct count on cases counts the case only once.
 * Other disposition types include: Denied, Extradition, Grand Jury, Granted, Merged, Mistrial, Grand Jury, Other, Remanded, and Sealed Records.



ADMINISTRATIVE OFFICE OF THE COURTS
Research and Statistics
Annual Report FY 2022
Circuit Court - Felony Criminal Cases

BOONE COUNTY

Youthful Offenders

There were 4 Felony level offenses and 0 Non-Felony level offenses disposed within 2 Circuit Criminal cases during the fiscal year. Non-Felony offenses include Misdemeanor, Violation, Local Ordinance, or Other level offenses within those cases.

27A.460(11)

	Charges	Cases
Felony	4	2
Felony amended to Non-Felony	0	0

27A.460(11) The number of juvenile offenders tried as an adult

Of the 4 Felony level offenses disposed within the Youthful Offender cases, 0 (0%) Charges were convicted

Youthful Offender

	Dismissal	Grand Total
Felony Charges by Disposition Type	4	4

Note: A youth charged prior to their 18th birthday, proceeded against as a youthful offender under KRS 635.020(7) may not be included in the above.

KRS 635.020(7) If a person who is eighteen (18) or older and before the court is charged with a felony that occurred prior to his eighteenth birthday, the court shall, upon motion of the county attorney made prior to adjudication, and after the county attorney has consulted with the Commonwealth's Attorney, that the child be proceeded against as a youthful offender, proceed in accordance with the provisions of KRS 640.010.

* A case may consist of one or multiple convicted charges, the distinct count on cases counts the case only once.

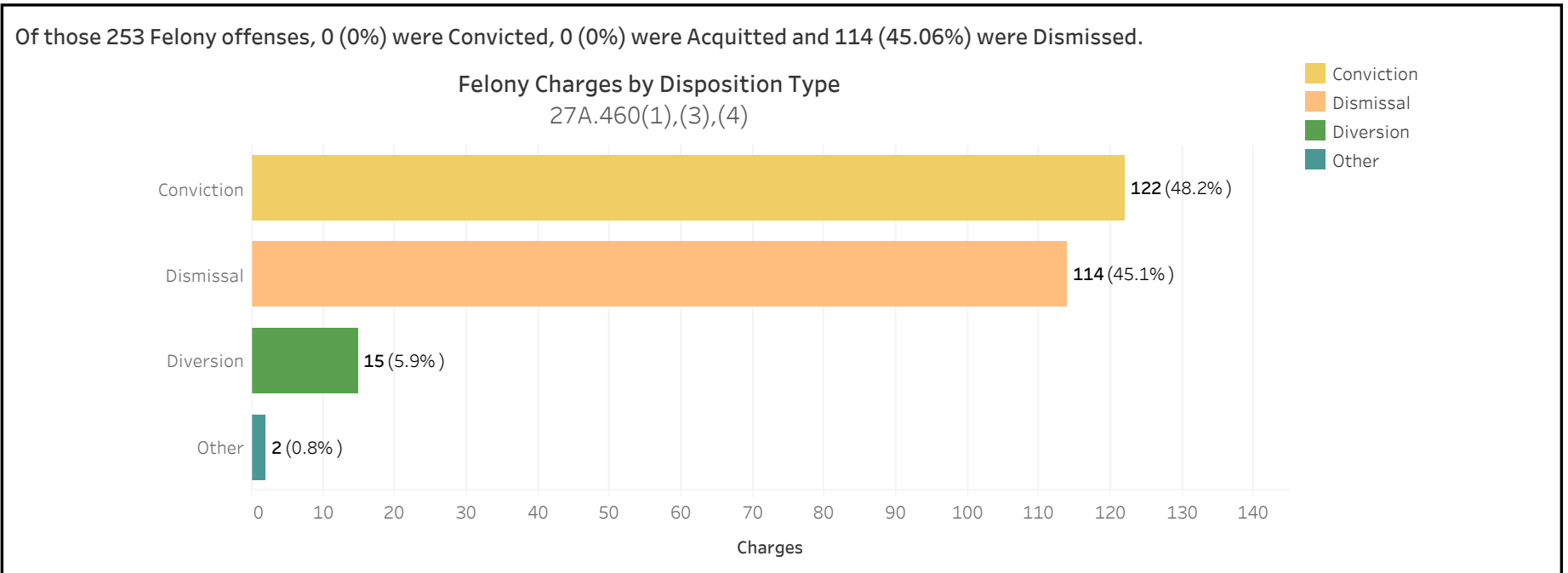


ADMINISTRATIVE OFFICE OF THE COURTS
Research and Statistics
 Annual Report FY 2022
 Circuit Court - Felony Criminal Cases

BOURBON COUNTY

There were 253 Felony level offenses and 18 Non-Felony level offenses disposed within 152 Circuit Criminal cases during the Fiscal Year. Non-Felony offenses include Misdemeanor, Violation, Local Ordinance or Other level offenses within those cases.

		Charges	Cases
BOURBON	Felony	253	137
	Felony amended to Non-Felony	18	



27A.460(1) Conviction Percentages
 27A.460(3) Percentage of Acquittals
 27A.460(4) Percentage of Dismissals

* A case may consist of one or multiple convicted charges, the distinct count on cases counts the case only once.
 * Other disposition types include: Denied, Extradition, Grand Jury, Granted, Merged, Mistrial, Grand Jury, Other, Remanded, and Sealed Records.



ADMINISTRATIVE OFFICE OF THE COURTS
Research and Statistics
 Annual Report FY 2022
 Circuit Court - Felony Criminal Cases

BOURBON COUNTY

Felony Charges Convicted by Highest Penalty Type

Penalty Type	Felony			MISDEMEANOR			VIOLATION			Grand Total		
	Charges	% of Chgs	Cases	Charges	% of Chgs	Cases	Charges	% of Chgs	Cases	Charges	% of Chgs	Cases
Incarcerated Prison	33	29.7%	20							33	20.4%	20
Incarcerated Jail	2	1.8%	2	16	32.7%	9				18	11.1%	11
Alternative: Probation				4	8.2%	3				4	2.5%	3
Alternative Sentence	18	16.2%	16	7	14.3%	7				25	15.4%	22
Pay Fine	1	0.9%	1	6	12.2%	5	1	50.0%	1	8	4.9%	7
Pay Court Cost	29	26.1%	29	8	16.3%	8				37	22.8%	37
Other Penalty	24	21.6%	18	7	14.3%	6	1	50.0%	1	32	19.8%	22
No Sentence	4	3.6%	3	1	2.0%	1				5	3.1%	4
Grand Total	111	100.0%	82	49	100.0%	29	2	100.0%	2	162	100.0%	100

27A.460(2) Percentages of fines, imprisonment, or other penalty assessment

Original & Final Plea Type

		GUILTY	NOT GUILTY	UNKNOWN PLEA TYPE	Grand Total
Felony Charges	Original Plea		27 (10.7%)	226 (89.3%)	253 (100.0%)
	Final Plea	24 (9.5%)	3 (1.2%)	226 (89.3%)	253 (100.0%)
Felony amended to Non-Felony	Original Plea		2 (11.1%)	16 (88.9%)	18 (100.0%)
	Final Plea		2 (11.1%)	16 (88.9%)	18 (100.0%)

27A.460(5) Percentage of pleas as charges

27A.460(6) Percentage of pleas to reduce charges

* A case may consist of one or multiple convicted charges, the distinct count on cases counts the case only once.

* Convicted charges, percent of charges and the distinct count of cases are sorted by the highest sentence penalty for each of the convicted charges (Guilty, Guilty - Multiple Counts, Prepayable Citation - Paid or Guilty - Sealed Sentence, Enhanced).



ADMINISTRATIVE OFFICE OF THE COURTS
Research and Statistics
 Annual Report FY 2022
 Circuit Court - Felony Criminal Cases

BOURBON COUNTY

Cases can have multiple charges which are heard either by a Court Trial, Jury Trial, No Trial or by a combination of trial types. Depending upon the seriousness of the offense and the consequences of a Guilty verdict, defendants in Criminal Cases have the constitutional right to a jury of their peers. In a Jury Trial, the Judge decides questions of law and the jury decides whether the defendant is guilty or not guilty on each of the offenses charted. The cases are categorized by how all the charges within the case were disposed. If all charges were disposed by the same trial type, it is counted in the separate category, otherwise, it is counted within the "Mixed Trial" category. If a charge had no trial type entered or it had "No Trial", then it is counted in the "No Trial" category.

Cases by Trial Type
 27A.460(7), (8), (9), (10)

	Mixed Trial Types	No Trial	Grand Total
Felony Amended Down to Non-Felony	3 20.00%	12 80.00%	15 100.00%
Felony Charges	28 20.44%	109 79.56%	137 100.00%
Felony Convictions	24 27.91%	62 72.09%	86 100.00%

- 27A.460(7) Percentage of disposition to guilty as charged by trial
- 27A.460(8) Percentage of those found guilty of lesser charge by trial
- 27A.460(9) Percentage of cases where jury trial taken
- 27A.460(10) Percentage of trials which are bench (court) trials

Shock Probation by Disposition Type
 27A.440(3)(b)

	Denied	Granted	Grand Total
0026090 SHOCK PROBATION IN FELONY CONVICTIONS	1 50.00%	1 50.00%	2 100.00%

27A.440(3)(b) Extracted data on shock probation shall be placed in the annual report of the Administrative Office of the Courts

* A case may consist of one or multiple convicted charges, the distinct count on cases counts the case only once.
 * Other disposition types include: Denied, Extradition, Grand Jury, Granted, Merged, Mistrial, Grand Jury, Other, Remanded, and Sealed Records.



ADMINISTRATIVE OFFICE OF THE COURTS
Research and Statistics
 Annual Report FY 2022
 Circuit Court - Felony Criminal Cases

BOURBON COUNTY

Youthful Offenders

There were 0 Felony level offenses and 0 Non-Felony level offenses disposed within 0 Circuit Criminal cases during the fiscal year. Non-Felony offenses include Misdemeanor, Violation, Local Ordinance, or Other level offenses within those cases.

27A.460(11)

Charges	Cases
0	0

27A.460(11) The number of juvenile offenders tried as an adult

Of the 0 Felony level offenses disposed within the Youthful Offender cases, 0 (None%) Charges were convicted

Youthful Offender

Felony Charges by Disposition Type	0	Grand Total
	0	0

Note: A youth charged prior to their 18th birthday, proceeded against as a youthful offender under KRS 635.020(7) may not be included in the above.

KRS 635.020(7) If a person who is eighteen (18) or older and before the court is charged with a felony that occurred prior to his eighteenth birthday, the court shall, upon motion of the county attorney made prior to adjudication, and after the county attorney has consulted with the Commonwealth's Attorney, that the child be proceeded against as a youthful offender, proceed in accordance with the provisions of KRS 640.010.

* A case may consist of one or multiple convicted charges, the distinct count on cases counts the case only once.

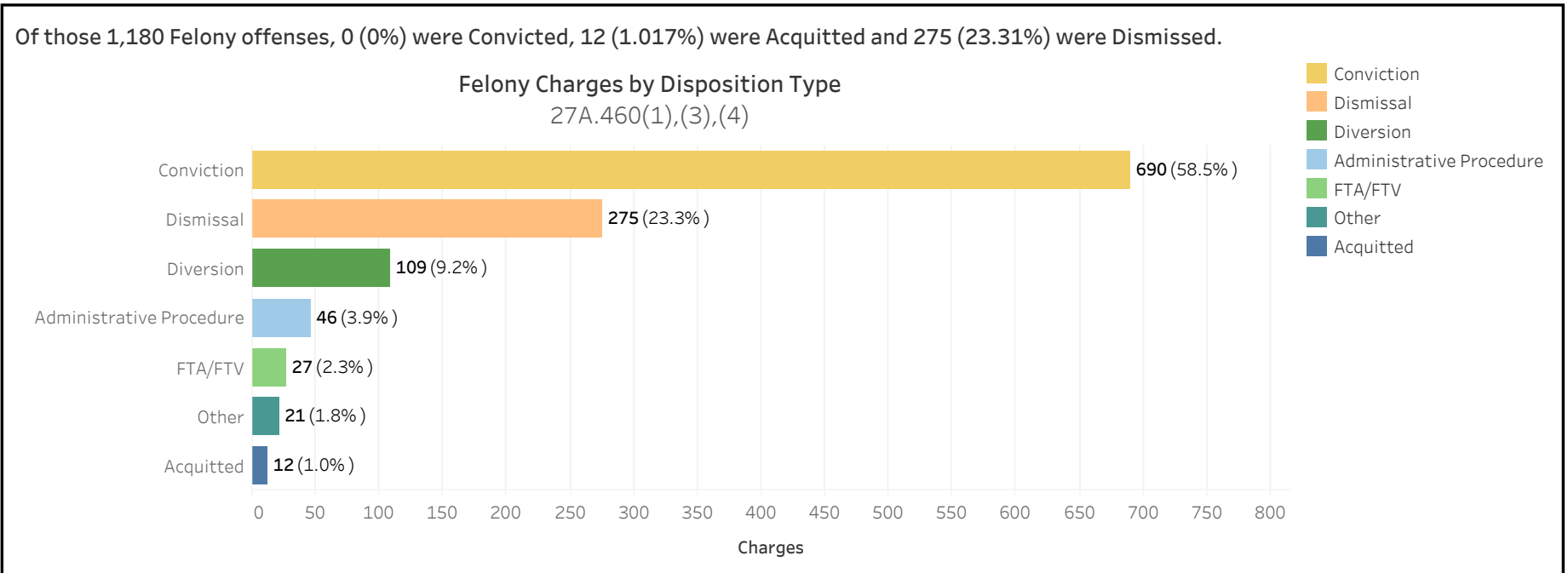


ADMINISTRATIVE OFFICE OF THE COURTS
Research and Statistics
 Annual Report FY 2022
 Circuit Court - Felony Criminal Cases

BOYD COUNTY

There were 1,180 Felony level offenses and 60 Non-Felony level offenses disposed within 795 Circuit Criminal cases during the Fiscal Year. Non-Felony offenses include Misdemeanor, Violation, Local Ordinance or Other level offenses within those cases.

		Charges	Cases
BOYD	Felony	1,180	750
	Felony amended to Non-Felony	60	



27A.460(1) Conviction Percentages
 27A.460(3) Percentage of Acquittals
 27A.460(4) Percentage of Dismissals

* A case may consist of one or multiple convicted charges, the distinct count on cases counts the case only once.
 * Other disposition types include: Denied, Extradition, Grand Jury, Granted, Merged, Mistrial, Grand Jury, Other, Remanded, and Sealed Records.



ADMINISTRATIVE OFFICE OF THE COURTS
Research and Statistics
 Annual Report FY 2022
 Circuit Court - Felony Criminal Cases

BOYD COUNTY

Felony Charges Convicted by Highest Penalty Type

Penalty Type	Felony			MISDEMEANOR			VIOLATION			Grand Total		
	Charges	% of Chgs	Cases	Charges	% of Chgs	Cases	Charges	% of Chgs	Cases	Charges	% of Chgs	Cases
Incarcerated Prison	319	46.5%	164	3	1.1%	3				322	32.6%	164
Incarcerated Jail	91	13.3%	74	103	37.2%	70	1	3.8%	1	195	19.7%	127
Alternative: Home Incarcerati..				1	0.4%	1				1	0.1%	1
Alternative: Probation	256	37.3%	202	148	53.4%	85				404	40.8%	221
Alternative: Cond. Discharged	1	0.1%	1							1	0.1%	1
Alternative Sentence				6	2.2%	6	1	3.8%	1	7	0.7%	7
Pay Fine				16	5.8%	14	22	84.6%	19	38	3.8%	29
Pay Court Cost	15	2.2%	15							15	1.5%	15
Other Penalty	3	0.4%	2				2	7.7%	1	5	0.5%	3
No Sentence	1	0.1%	1							1	0.1%	1
Grand Total	686	100.0%	451	277	100.0%	164	26	100.0%	22	989	100.0%	483

27A.460(2) Percentages of fines, imprisonment, or other penalty assessment

Original & Final Plea Type

		GUILTY	NOT GUILTY	UNKNOWN PLEA TYPE	Grand Total
Felony Charges	Original Plea	4 (0.3%)	611 (51.8%)	565 (47.9%)	1,180 (100.0%)
	Final Plea	569 (48.2%)	46 (3.9%)	565 (47.9%)	1,180 (100.0%)
Felony amended to Non-Felony	Original Plea			60 (100.0%)	60 (100.0%)
	Final Plea			60 (100.0%)	60 (100.0%)

27A.460(5) Percentage of pleas as charges

27A.460(6) Percentage of pleas to reduce charges

* A case may consist of one or multiple convicted charges, the distinct count on cases counts the case only once.

* Convicted charges, percent of charges and the distinct count of cases are sorted by the highest sentence penalty for each of the convicted charges (Guilty, Guilty - Multiple Counts, Prepayable Citation - Paid or Guilty - Sealed Sentence, Enhanced).



ADMINISTRATIVE OFFICE OF THE COURTS
Research and Statistics
 Annual Report FY 2022
 Circuit Court - Felony Criminal Cases

BOYD COUNTY

Cases can have multiple charges which are heard either by a Court Trial, Jury Trial, No Trial or by a combination of trial types. Depending upon the seriousness of the offense and the consequences of a Guilty verdict, defendants in Criminal Cases have the constitutional right to a jury of their peers. In a Jury Trial, the Judge decides questions of law and the jury decides whether the defendant is guilty or not guilty on each of the offenses charted. The cases are categorized by how all the charges within the case were disposed. If all charges were disposed by the same trial type, it is counted in the separate category, otherwise, it is counted within the "Mixed Trial" category. If a charge had no trial type entered or it had "No Trial", then it is counted in the "No Trial" category.

Cases by Trial Type
 27A.460(7), (8), (9), (10)

	Jury Trial	Mixed Trial Types	No Trial	Grand Total
Felony Amended Down to Non-Felony		1 2.22%	44 97.78%	45 100.00%
Felony Charges	1 0.13%	9 1.20%	740 98.67%	750 100.00%
Felony Convictions	1 0.22%	5 1.11%	446 98.67%	452 100.00%

- 27A.460(7) Percentage of disposition to guilty as charged by trial
- 27A.460(8) Percentage of those found guilty of lesser charge by trial
- 27A.460(9) Percentage of cases where jury trial taken
- 27A.460(10) Percentage of trials which are bench (court) trials

Shock Probation by Disposition Type
 27A.440(3)(b)

	Denied	Granted	Grand Total
0026090 SHOCK PROBATION IN FELONY CONVICTIONS	62 88.57%	8 11.43%	70 100.00%

27A.440(3)(b) Extracted data on shock probation shall be placed in the annual report of the Administrative Office of the Courts

* A case may consist of one or multiple convicted charges, the distinct count on cases counts the case only once.
 * Other disposition types include: Denied, Extradition, Grand Jury, Granted, Merged, Mistrial, Grand Jury, Other, Remanded, and Sealed Records.



ADMINISTRATIVE OFFICE OF THE COURTS
Research and Statistics
 Annual Report FY 2022
 Circuit Court - Felony Criminal Cases

BOYD COUNTY

Youthful Offenders

There were 0 Felony level offenses and 0 Non-Felony level offenses disposed within 0 Circuit Criminal cases during the fiscal year. Non-Felony offenses include Misdemeanor, Violation, Local Ordinance, or Other level offenses within those cases.

27A.460(11)

Charges	Cases
0	0

27A.460(11) The number of juvenile offenders tried as an adult

Of the 0 Felony level offenses disposed within the Youthful Offender cases, 0 (None%) Charges were convicted

Youthful Offender

Felony Charges by Disposition Type	0	Grand Total	0

Note: A youth charged prior to their 18th birthday, proceeded against as a youthful offender under KRS 635.020(7) may not be included in the above.

KRS 635.020(7) If a person who is eighteen (18) or older and before the court is charged with a felony that occurred prior to his eighteenth birthday, the court shall, upon motion of the county attorney made prior to adjudication, and after the county attorney has consulted with the Commonwealth's Attorney, that the child be proceeded against as a youthful offender, proceed in accordance with the provisions of KRS 640.010.

* A case may consist of one or multiple convicted charges, the distinct count on cases counts the case only once.

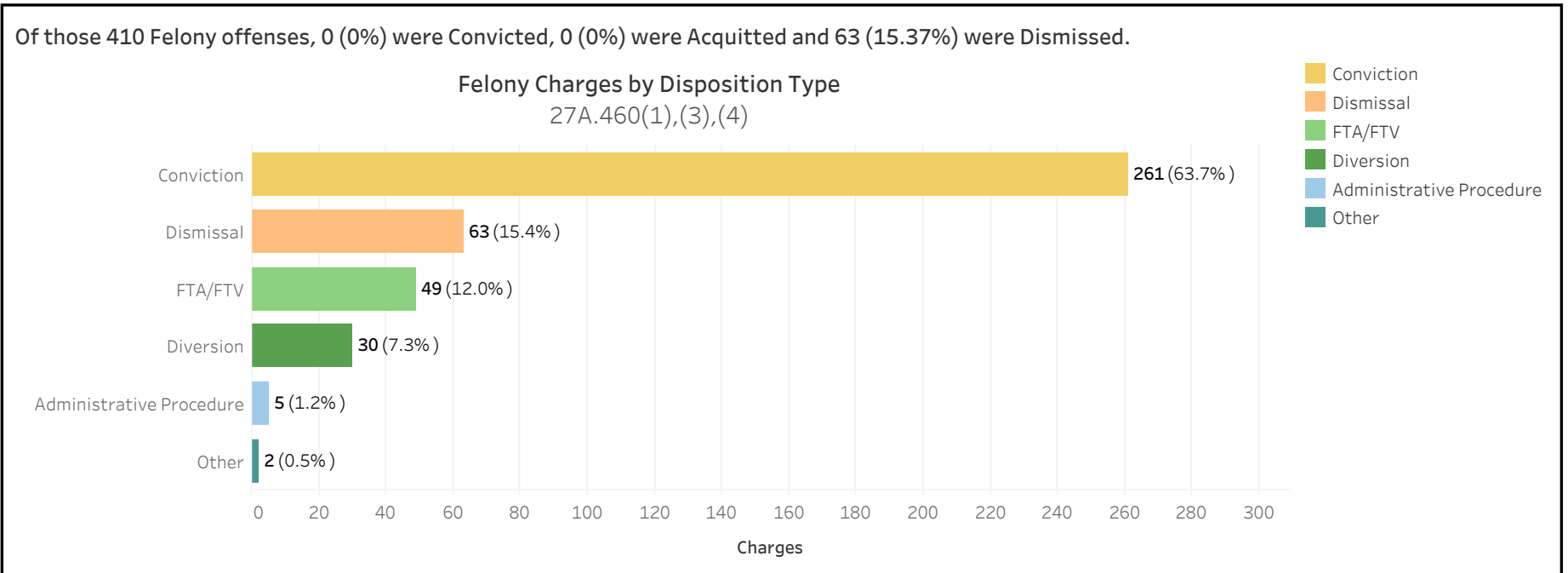


ADMINISTRATIVE OFFICE OF THE COURTS
Research and Statistics
 Annual Report FY 2022
 Circuit Court - Felony Criminal Cases

BOYLE COUNTY

There were 410 Felony level offenses and 175 Non-Felony level offenses disposed within 380 Circuit Criminal cases during the Fiscal Year. Non-Felony offenses include Misdemeanor, Violation, Local Ordinance or Other level offenses within those cases.

		Charges	Cases
BOYLE	Felony	410	237
	Felony amended to Non-Felony	175	



27A.460(1) Conviction Percentages
 27A.460(3) Percentage of Acquittals
 27A.460(4) Percentage of Dismissals

* A case may consist of one or multiple convicted charges, the distinct count on cases counts the case only once.
 * Other disposition types include: Denied, Extradition, Grand Jury, Granted, Merged, Mistrial, Grand Jury, Other, Remanded, and Sealed Records.



ADMINISTRATIVE OFFICE OF THE COURTS
Research and Statistics
 Annual Report FY 2022
 Circuit Court - Felony Criminal Cases

BOYLE COUNTY

Felony Charges Convicted by Highest Penalty Type

Penalty Type	Felony			MISDEMEANOR			VIOLATION			Grand Total		
	Charges	% of Chgs	Cases	Charges	% of Chgs	Cases	Charges	% of Chgs	Cases	Charges	% of Chgs	Cases
Incarcerated Prison	136	52.7%	70							136	22.5%	70
Incarcerated Jail	75	29.1%	62	207	61.4%	120				282	46.7%	160
Alternative: Probation	46	17.8%	33	117	34.7%	71	1	11.1%	1	164	27.2%	92
Pay Fine				10	3.0%	7	7	77.8%	5	17	2.8%	12
Pay Court Cost	1	0.4%	1	1	0.3%	1				2	0.3%	2
Other Penalty				1	0.3%	1	1	11.1%	1	2	0.3%	2
No Sentence				1	0.3%	1				1	0.2%	1
Grand Total	258	100.0%	165	337	100.0%	198	9	100.0%	7	604	100.0%	307

27A.460(2) Percentages of fines, imprisonment, or other penalty assessment

Original & Final Plea Type

		GUILTY	NOT GUILTY	UNKNOWN PLEA TYPE	Grand Total
Felony Charges	Original Plea	34 (8.3%)	298 (72.7%)	78 (19.0%)	410 (100.0%)
	Final Plea	281 (68.5%)	51 (12.4%)	78 (19.0%)	410 (100.0%)
Felony amended to Non-Felony	Original Plea		150 (85.7%)	25 (14.3%)	175 (100.0%)
	Final Plea	3 (1.7%)	147 (84.0%)	25 (14.3%)	175 (100.0%)

27A.460(5) Percentage of pleas as charges

27A.460(6) Percentage of pleas to reduce charges

* A case may consist of one or multiple convicted charges, the distinct count on cases counts the case only once.

* Convicted charges, percent of charges and the distinct count of cases are sorted by the highest sentence penalty for each of the convicted charges (Guilty, Guilty - Multiple Counts, Prepayable Citation - Paid or Guilty - Sealed Sentence, Enhanced).



ADMINISTRATIVE OFFICE OF THE COURTS
Research and Statistics
 Annual Report FY 2022
 Circuit Court - Felony Criminal Cases

BOYLE COUNTY

Cases can have multiple charges which are heard either by a Court Trial, Jury Trial, No Trial or by a combination of trial types. Depending upon the seriousness of the offense and the consequences of a Guilty verdict, defendants in Criminal Cases have the constitutional right to a jury of their peers. In a Jury Trial, the Judge decides questions of law and the jury decides whether the defendant is guilty or not guilty on each of the offenses charted. The cases are categorized by how all the charges within the case were disposed. If all charges were disposed by the same trial type, it is counted in the separate category, otherwise, it is counted within the "Mixed Trial" category. If a charge had no trial type entered or it had "No Trial", then it is counted in the "No Trial" category.

Cases by Trial Type
 27A.460(7), (8), (9), (10)

	Mixed Trial Types	No Trial	Grand Total
Felony Amended Down to Non-Felony	6 4.20%	137 95.80%	143 100.00%
Felony Charges	36 15.19%	201 84.81%	237 100.00%
Felony Convictions	15 9.09%	150 90.91%	165 100.00%

- 27A.460(7) Percentage of disposition to guilty as charged by trial
- 27A.460(8) Percentage of those found guilty of lesser charge by trial
- 27A.460(9) Percentage of cases where jury trial taken
- 27A.460(10) Percentage of trials which are bench (court) trials

Shock Probation by Disposition Type
 27A.440(3)(b)

	Denied	Granted	Grand Total
0026090 SHOCK PROBATION IN FELONY CONVICTIONS	39 86.67%	6 13.33%	45 100.00%
0026100 SHOCK PROBATION IN MISDEMEANOR CONVICTIONS	6 100.00%		6 100.00%

27A.440(3)(b) Extracted data on shock probation shall be placed in the annual report of the Administrative Office of the Courts

* A case may consist of one or multiple convicted charges, the distinct count on cases counts the case only once.
 * Other disposition types include: Denied, Extradition, Grand Jury, Granted, Merged, Mistrial, Grand Jury, Other, Remanded, and Sealed Records.



ADMINISTRATIVE OFFICE OF THE COURTS
Research and Statistics
 Annual Report FY 2022
 Circuit Court - Felony Criminal Cases

BOYLE COUNTY

Youthful Offenders

There were 0 Felony level offenses and 0 Non-Felony level offenses disposed within 0 Circuit Criminal cases during the fiscal year. Non-Felony offenses include Misdemeanor, Violation, Local Ordinance, or Other level offenses within those cases.

27A.460(11)

Charges	Cases
0	0

27A.460(11) The number of juvenile offenders tried as an adult

Of the 0 Felony level offenses disposed within the Youthful Offender cases, 0 (None%) Charges were convicted

Youthful Offender

Felony Charges by Disposition Type	0	Grand Total	0

Note: A youth charged prior to their 18th birthday, proceeded against as a youthful offender under KRS 635.020(7) may not be included in the above.

KRS 635.020(7) If a person who is eighteen (18) or older and before the court is charged with a felony that occurred prior to his eighteenth birthday, the court shall, upon motion of the county attorney made prior to adjudication, and after the county attorney has consulted with the Commonwealth's Attorney, that the child be proceeded against as a youthful offender, proceed in accordance with the provisions of KRS 640.010.

* A case may consist of one or multiple convicted charges, the distinct count on cases counts the case only once.

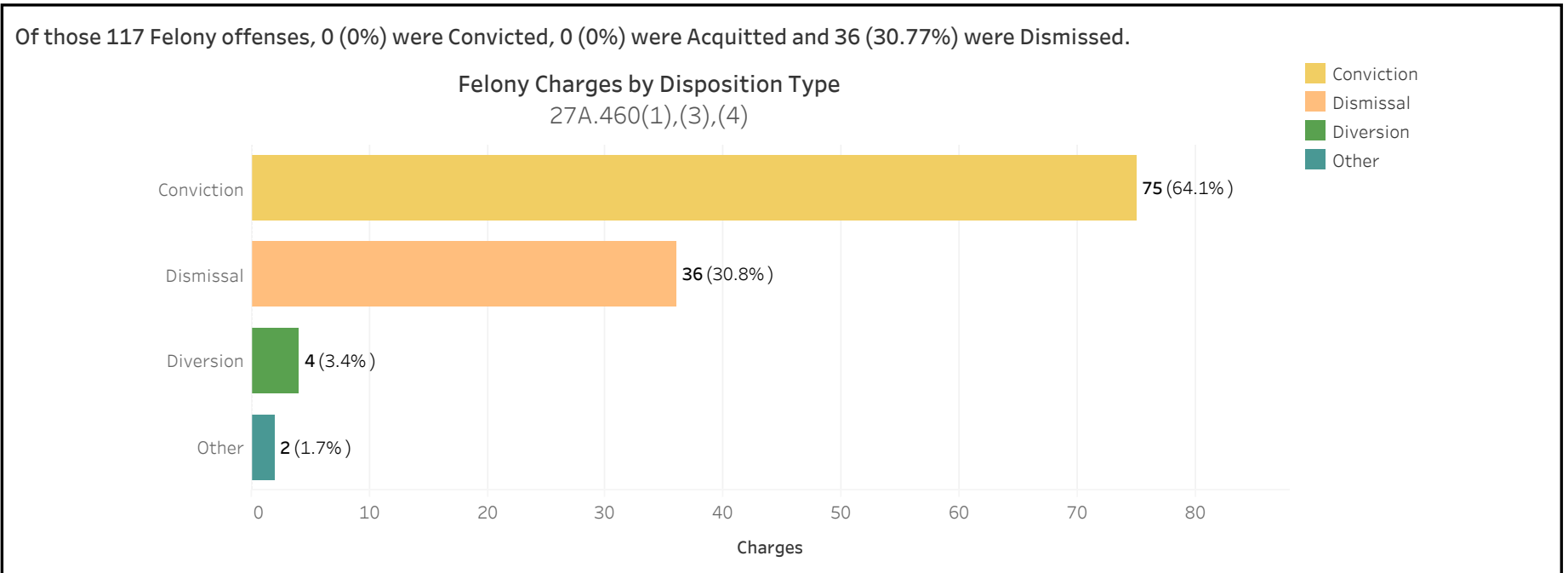


ADMINISTRATIVE OFFICE OF THE COURTS
Research and Statistics
 Annual Report FY 2022
 Circuit Court - Felony Criminal Cases

BRACKEN COUNTY

There were 117 Felony level offenses and 9 Non-Felony level offenses disposed within 63 Circuit Criminal cases during the Fiscal Year. Non-Felony offenses include Misdemeanor, Violation, Local Ordinance or Other level offenses within those cases.

		Charges	Cases
BRACKEN	Felony	117	56
	Felony amended to Non-Felony	9	



27A.460(1) Conviction Percentages
 27A.460(3) Percentage of Acquittals
 27A.460(4) Percentage of Dismissals

* A case may consist of one or multiple convicted charges, the distinct count on cases counts the case only once.
 * Other disposition types include: Denied, Extradition, Grand Jury, Granted, Merged, Mistrial, Grand Jury, Other, Remanded, and Sealed Records.



ADMINISTRATIVE OFFICE OF THE COURTS
Research and Statistics
 Annual Report FY 2022
 Circuit Court - Felony Criminal Cases

BRACKEN COUNTY

Felony Charges Convicted by Highest Penalty Type

Penalty Type	Felony			MISDEMEANOR			VIOLATION			Grand Total		
	Charges	% of Chgs	Cases	Charges	% of Chgs	Cases	Charges	% of Chgs	Cases	Charges	% of Chgs	Cases
Incarcerated Prison	51	68.0%	23							51	33.6%	23
Incarcerated Jail	16	21.3%	12	54	84.4%	27				70	46.1%	30
Alternative: Home Incarcerati..				1	1.6%	1				1	0.7%	1
Alternative: Cond. Discharged	2	2.7%	1	4	6.3%	2				6	3.9%	2
Alternative Sentence	3	4.0%	3							3	2.0%	3
Pay Fine							13	100.0%	7	13	8.6%	7
Pay Court Cost	2	2.7%	2	1	1.6%	1				3	2.0%	2
Other Penalty	1	1.3%	1	4	6.3%	2				5	3.3%	2
Grand Total	75	100.0%	40	64	100.0%	32	13	100.0%	7	152	100.0%	46

27A.460(2) Percentages of fines, imprisonment, or other penalty assessment

Original & Final Plea Type

		UNKNOWN PLEA TYPE	Grand Total
Felony Charges	Original Plea	117 (100.0%)	117 (100.0%)
	Final Plea	117 (100.0%)	117 (100.0%)
Felony amended to Non-Felony	Original Plea	9 (100.0%)	9 (100.0%)
	Final Plea	9 (100.0%)	9 (100.0%)

27A.460(5) Percentage of pleas as charges

27A.460(6) Percentage of pleas to reduce charges

* A case may consist of one or multiple convicted charges, the distinct count on cases counts the case only once.

* Convicted charges, percent of charges and the distinct count of cases are sorted by the highest sentence penalty for each of the convicted charges (Guilty, Guilty - Multiple Counts, Prepayable Citation - Paid or Guilty - Sealed Sentence, Enhanced).



ADMINISTRATIVE OFFICE OF THE COURTS
Research and Statistics
 Annual Report FY 2022
 Circuit Court - Felony Criminal Cases

BRACKEN COUNTY

Cases can have multiple charges which are heard either by a Court Trial, Jury Trial, No Trial or by a combination of trial types. Depending upon the seriousness of the offense and the consequences of a Guilty verdict, defendants in Criminal Cases have the constitutional right to a jury of their peers. In a Jury Trial, the Judge decides questions of law and the jury decides whether the defendant is guilty or not guilty on each of the offenses charted. The cases are categorized by how all the charges within the case were disposed. If all charges were disposed by the same trial type, it is counted in the separate category, otherwise, it is counted within the "Mixed Trial" category. If a charge had no trial type entered or it had "No Trial", then it is counted in the "No Trial" category.

Cases by Trial Type
 27A.460(7), (8), (9), (10)

	No Trial	Grand Total
Felony Amended Down to Non-Felony	7 100.0%	7 100.0%
Felony Charges	56 100.0%	56 100.0%
Felony Convictions	40 100.0%	40 100.0%

- 27A.460(7) Percentage of disposition to guilty as charged by trial
- 27A.460(8) Percentage of those found guilty of lesser charge by trial
- 27A.460(9) Percentage of cases where jury trial taken
- 27A.460(10) Percentage of trials which are bench (court) trials

Shock Probation by Disposition Type
 27A.440(3)(b)

	Denied	Granted	Withdrawn	Grand Total
0026090 SHOCK PROBATION IN FELONY CONVICTIONS	23 63.89%	12 33.33%	1 2.78%	36 100.00%
0026100 SHOCK PROBATION IN MISDEMEANOR CONVICTIONS	2 100.00%			2 100.00%

27A.440(3)(b) Extracted data on shock probation shall be placed in the annual report of the Administrative Office of the Courts

* A case may consist of one or multiple convicted charges, the distinct count on cases counts the case only once.
 * Other disposition types include: Denied, Extradition, Grand Jury, Granted, Merged, Mistrial, Grand Jury, Other, Remanded, and Sealed Records.



ADMINISTRATIVE OFFICE OF THE COURTS
Research and Statistics
 Annual Report FY 2022
 Circuit Court - Felony Criminal Cases

BRACKEN COUNTY

Youthful Offenders

There were 0 Felony level offenses and 0 Non-Felony level offenses disposed within 0 Circuit Criminal cases during the fiscal year. Non-Felony offenses include Misdemeanor, Violation, Local Ordinance, or Other level offenses within those cases.

27A.460(11)

Charges	Cases
0	0

27A.460(11) The number of juvenile offenders tried as an adult

Of the 0 Felony level offenses disposed within the Youthful Offender cases, 0 (None%) Charges were convicted

Youthful Offender

Felony Charges by Disposition Type	0	Grand Total	0

Note: A youth charged prior to their 18th birthday, proceeded against as a youthful offender under KRS 635.020(7) may not be included in the above.

KRS 635.020(7) If a person who is eighteen (18) or older and before the court is charged with a felony that occurred prior to his eighteenth birthday, the court shall, upon motion of the county attorney made prior to adjudication, and after the county attorney has consulted with the Commonwealth's Attorney, that the child be proceeded against as a youthful offender, proceed in accordance with the provisions of KRS 640.010.

* A case may consist of one or multiple convicted charges, the distinct count on cases counts the case only once.



ADMINISTRATIVE OFFICE OF THE COURTS
Research and Statistics
 Annual Report FY 2022
 Circuit Court - Felony Criminal Cases

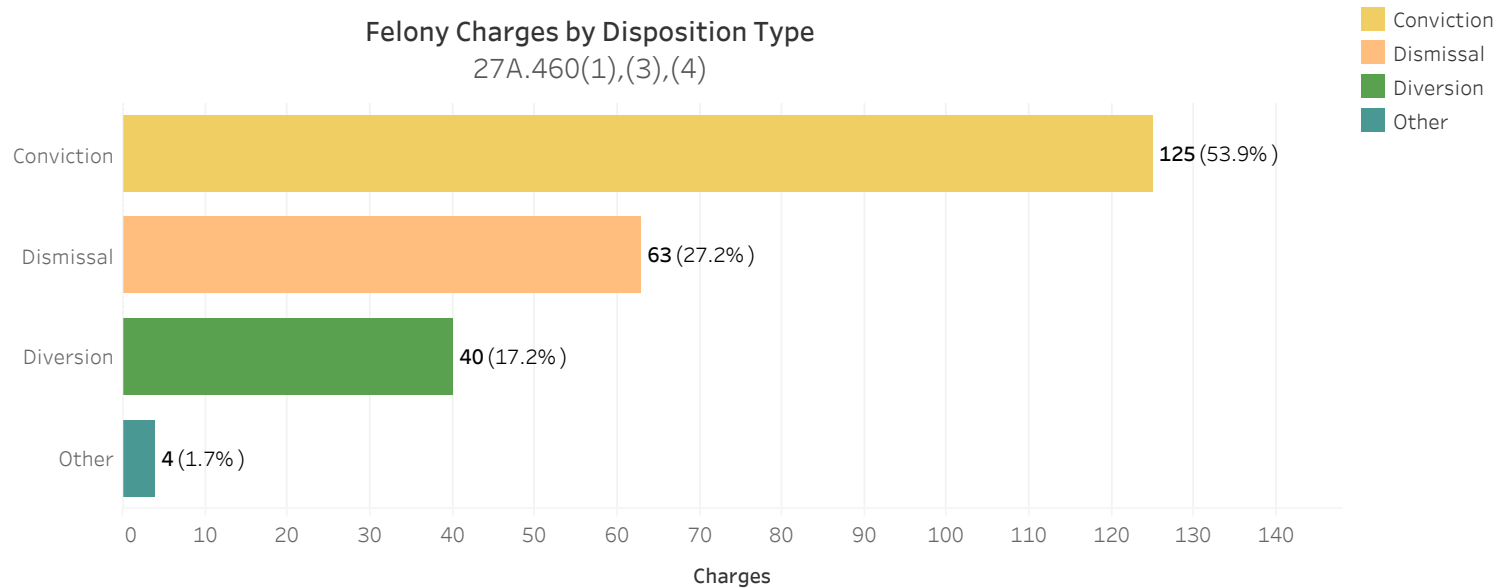
BREATHITT COUNTY

There were 232 Felony level offenses and 6 Non-Felony level offenses disposed within 166 Circuit Criminal cases during the Fiscal Year. Non-Felony offenses include Misdemeanor, Violation, Local Ordinance or Other level offenses within those cases.

		Charges	Cases
BREATHITT	Felony	232	160
	Felony amended to Non-Felony	6	

Of those 232 Felony offenses, 0 (0%) were Convicted, 0 (0%) were Acquitted and 63 (27.16%) were Dismissed.

Felony Charges by Disposition Type
 27A.460(1),(3),(4)



27A.460(1) Conviction Percentages
 27A.460(3) Percentage of Acquittals
 27A.460(4) Percentage of Dismissals

* A case may consist of one or multiple convicted charges, the distinct count on cases counts the case only once.
 * Other disposition types include: Denied, Extradition, Grand Jury, Granted, Merged, Mistrial, Grand Jury, Other, Remanded, and Sealed Records.



ADMINISTRATIVE OFFICE OF THE COURTS
Research and Statistics
 Annual Report FY 2022
 Circuit Court - Felony Criminal Cases

BREATHITT COUNTY

Felony Charges Convicted by Highest Penalty Type

Penalty Type	Felony			MISDEMEANOR			VIOLATION			Grand Total		
	Charges	% of Chgs	Cases	Charges	% of Chgs	Cases	Charges	% of Chgs	Cases	Charges	% of Chgs	Cases
Incarcerated Prison	30	24.2%	21	2	3.8%	2				32	17.8%	22
Incarcerated Jail	17	13.7%	13	48	92.3%	32	1	25.0%	1	66	36.7%	37
Alternative: Probation	68	54.8%	48							68	37.8%	48
Alternative Sentence	2	1.6%	2							2	1.1%	2
Pay Court Cost				1	1.9%	1				1	0.6%	1
Other Penalty	6	4.8%	5				2	50.0%	1	8	4.4%	6
No Sentence	1	0.8%	1	1	1.9%	1	1	25.0%	1	3	1.7%	3
Grand Total	124	100.0%	80	52	100.0%	34	4	100.0%	3	180	100.0%	90

27A.460(2) Percentages of fines, imprisonment, or other penalty assessment

Original & Final Plea Type

		NOT GUILTY	UNKNOWN PLEA TYPE	Grand Total
Felony Charges	Original Plea	11 (4.7%)	221 (95.3%)	232 (100.0%)
	Final Plea	11 (4.7%)	221 (95.3%)	232 (100.0%)
Felony amended to Non-Felony	Original Plea		6 (100.0%)	6 (100.0%)
	Final Plea		6 (100.0%)	6 (100.0%)

27A.460(5) Percentage of pleas as charges

27A.460(6) Percentage of pleas to reduce charges

* A case may consist of one or multiple convicted charges, the distinct count on cases counts the case only once.

* Convicted charges, percent of charges and the distinct count of cases are sorted by the highest sentence penalty for each of the convicted charges (Guilty, Guilty - Multiple Counts, Prepayable Citation - Paid or Guilty - Sealed Sentence, Enhanced).



ADMINISTRATIVE OFFICE OF THE COURTS
Research and Statistics
 Annual Report FY 2022
 Circuit Court - Felony Criminal Cases

BREATHITT COUNTY

Cases can have multiple charges which are heard either by a Court Trial, Jury Trial, No Trial or by a combination of trial types. Depending upon the seriousness of the offense and the consequences of a Guilty verdict, defendants in Criminal Cases have the constitutional right to a jury of their peers. In a Jury Trial, the Judge decides questions of law and the jury decides whether the defendant is guilty or not guilty on each of the offenses charted. The cases are categorized by how all the charges within the case were disposed. If all charges were disposed by the same trial type, it is counted in the separate category, otherwise, it is counted within the "Mixed Trial" category. If a charge had no trial type entered or it had "No Trial", then it is counted in the "No Trial" category.

Cases by Trial Type
 27A.460(7), (8), (9), (10)

	Mixed Trial Types	No Trial	Grand Total
Felony Amended Down to Non-Felony	1 16.67%	5 83.33%	6 100.00%
Felony Charges	12 7.50%	148 92.50%	160 100.00%
Felony Convictions	11 13.75%	69 86.25%	80 100.00%

- 27A.460(7) Percentage of disposition to guilty as charged by trial
- 27A.460(8) Percentage of those found guilty of lesser charge by trial
- 27A.460(9) Percentage of cases where jury trial taken
- 27A.460(10) Percentage of trials which are bench (court) trials

Shock Probation by Disposition Type
 27A.440(3)(b)

	Denied	Granted	Grand Total
0026090 SHOCK PROBATION IN FELONY CONVICTIONS	3 50.00%	3 50.00%	6 100.00%

27A.440(3)(b) Extracted data on shock probation shall be placed in the annual report of the Administrative Office of the Courts

* A case may consist of one or multiple convicted charges, the distinct count on cases counts the case only once.
 * Other disposition types include: Denied, Extradition, Grand Jury, Granted, Merged, Mistrial, Grand Jury, Other, Remanded, and Sealed Records.



ADMINISTRATIVE OFFICE OF THE COURTS
Research and Statistics
Annual Report FY 2022
Circuit Court - Felony Criminal Cases

BREATHITT COUNTY

Youthful Offenders

There were 0 Felony level offenses and 0 Non-Felony level offenses disposed within 0 Circuit Criminal cases during the fiscal year. Non-Felony offenses include Misdemeanor, Violation, Local Ordinance, or Other level offenses within those cases.

27A.460(11)

	Charges	Cases
	0	0

27A.460(11) The number of juvenile offenders tried as an adult

Of the 0 Felony level offenses disposed within the Youthful Offender cases, 0 (None%) Charges were convicted

Youthful Offender

		Grand Total
Felony Charges by Disposition Type	0	0

Note: A youth charged prior to their 18th birthday, proceeded against as a youthful offender under KRS 635.020(7) may not be included in the above.

KRS 635.020(7) If a person who is eighteen (18) or older and before the court is charged with a felony that occurred prior to his eighteenth birthday, the court shall, upon motion of the county attorney made prior to adjudication, and after the county attorney has consulted with the Commonwealth's Attorney, that the child be proceeded against as a youthful offender, proceed in accordance with the provisions of KRS 640.010.

* A case may consist of one or multiple convicted charges, the distinct count on cases counts the case only once.

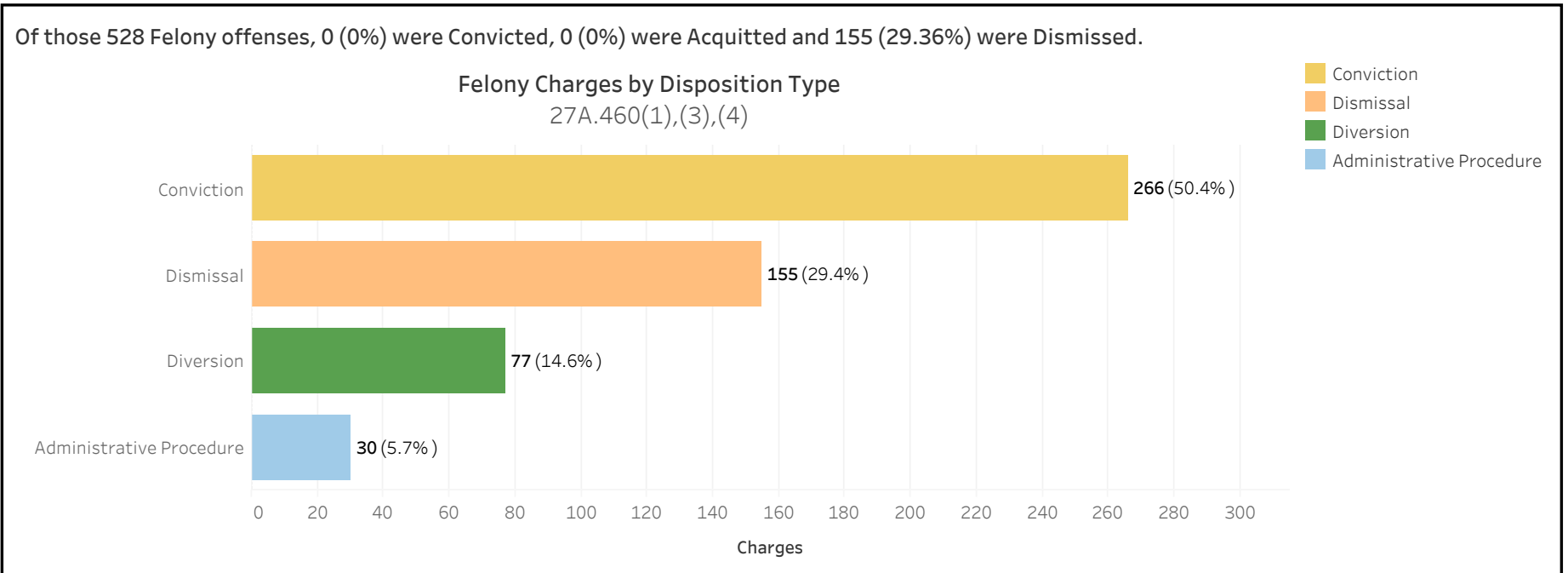


ADMINISTRATIVE OFFICE OF THE COURTS
Research and Statistics
 Annual Report FY 2022
 Circuit Court - Felony Criminal Cases

BRECKINRIDGE COUNTY

There were 528 Felony level offenses and 21 Non-Felony level offenses disposed within 309 Circuit Criminal cases during the Fiscal Year. Non-Felony offenses include Misdemeanor, Violation, Local Ordinance or Other level offenses within those cases.

		Charges	Cases
BRECKINRIDGE	Felony	528	296
	Felony amended to Non-Felony	21	



27A.460(1) Conviction Percentages
 27A.460(3) Percentage of Acquittals
 27A.460(4) Percentage of Dismissals

* A case may consist of one or multiple convicted charges, the distinct count on cases counts the case only once.
 * Other disposition types include: Denied, Extradition, Grand Jury, Granted, Merged, Mistrial, Grand Jury, Other, Remanded, and Sealed Records.



ADMINISTRATIVE OFFICE OF THE COURTS
Research and Statistics
 Annual Report FY 2022
 Circuit Court - Felony Criminal Cases

BRECKINRIDGE COUNTY

Felony Charges Convicted by Highest Penalty Type

Penalty Type	Felony			MISDEMEANOR			VIOLATION			Grand Total		
	Charges	% of Chgs	Cases	Charges	% of Chgs	Cases	Charges	% of Chgs	Cases	Charges	% of Chgs	Cases
Incarcerated Prison	74	30.8%	43							74	17.7%	43
Incarcerated Jail	34	14.2%	20	55	30.9%	31				89	21.2%	45
Alternative: Probation	56	23.3%	44	54	30.3%	23				110	26.3%	51
Alternative Sentence				7	3.9%	1				7	1.7%	1
Pay Fine	5	2.1%	5	15	8.4%	14	1	100.0%	1	21	5.0%	19
Pay Court Cost	7	2.9%	7	3	1.7%	3				10	2.4%	10
Other Penalty	64	26.7%	49	44	24.7%	27				108	25.8%	56
Grand Total	240	100.0%	156	178	100.0%	91	1	100.0%	1	419	100.0%	175

27A.460(2) Percentages of fines, imprisonment, or other penalty assessment

Original & Final Plea Type

		GUILTY	NOT GUILTY	UNKNOWN PLEA TYPE	Grand Total
Felony Charges	Original Plea	38 (7.2%)	437 (82.8%)	53 (10.0%)	528 (100.0%)
	Final Plea	363 (68.8%)	112 (21.2%)	53 (10.0%)	528 (100.0%)
Felony amended to Non-Felony	Original Plea		18 (85.7%)	3 (14.3%)	21 (100.0%)
	Final Plea		18 (85.7%)	3 (14.3%)	21 (100.0%)

27A.460(5) Percentage of pleas as charges

27A.460(6) Percentage of pleas to reduce charges

* A case may consist of one or multiple convicted charges, the distinct count on cases counts the case only once.

* Convicted charges, percent of charges and the distinct count of cases are sorted by the highest sentence penalty for each of the convicted charges (Guilty, Guilty - Multiple Counts, Prepayable Citation - Paid or Guilty - Sealed Sentence, Enhanced).



ADMINISTRATIVE OFFICE OF THE COURTS
Research and Statistics
 Annual Report FY 2022
 Circuit Court - Felony Criminal Cases

BRECKINRIDGE COUNTY

Cases can have multiple charges which are heard either by a Court Trial, Jury Trial, No Trial or by a combination of trial types. Depending upon the seriousness of the offense and the consequences of a Guilty verdict, defendants in Criminal Cases have the constitutional right to a jury of their peers. In a Jury Trial, the Judge decides questions of law and the jury decides whether the defendant is guilty or not guilty on each of the offenses charted. The cases are categorized by how all the charges within the case were disposed. If all charges were disposed by the same trial type, it is counted in the separate category, otherwise, it is counted within the "Mixed Trial" category. If a charge had no trial type entered or it had "No Trial", then it is counted in the "No Trial" category.

Cases by Trial Type
 27A.460(7), (8), (9), (10)

	Jury Trial	Mixed Trial Types	No Trial	Grand Total
Felony Amended Down to Non-Felony			13 100.00%	13 100.00%
Felony Charges	1 0.34%	1 0.34%	294 99.32%	296 100.00%
Felony Convictions		1 0.64%	155 99.36%	156 100.00%

- 27A.460(7) Percentage of disposition to guilty as charged by trial
- 27A.460(8) Percentage of those found guilty of lesser charge by trial
- 27A.460(9) Percentage of cases where jury trial taken
- 27A.460(10) Percentage of trials which are bench (court) trials

Shock Probation by Disposition Type
 27A.440(3)(b)

	Denied	Granted	Grand Total
0026090 SHOCK PROBATION IN FELONY CONVICTIONS	21 72.41%	8 27.59%	29 100.00%

27A.440(3)(b) Extracted data on shock probation shall be placed in the annual report of the Administrative Office of the Courts

* A case may consist of one or multiple convicted charges, the distinct count on cases counts the case only once.
 * Other disposition types include: Denied, Extradition, Grand Jury, Granted, Merged, Mistrial, Grand Jury, Other, Remanded, and Sealed Records.



ADMINISTRATIVE OFFICE OF THE COURTS
Research and Statistics
 Annual Report FY 2022
 Circuit Court - Felony Criminal Cases

BRECKINRIDGE COUNTY

Youthful Offenders

There were 0 Felony level offenses and 0 Non-Felony level offenses disposed within 0 Circuit Criminal cases during the fiscal year. Non-Felony offenses include Misdemeanor, Violation, Local Ordinance, or Other level offenses within those cases.

27A.460(11)

Charges	Cases
0	0

27A.460(11) The number of juvenile offenders tried as an adult

Of the 0 Felony level offenses disposed within the Youthful Offender cases, 0 (None%) Charges were convicted

Youthful Offender

Felony Charges by Disposition Type	0	Grand Total
	0	0

Note: A youth charged prior to their 18th birthday, proceeded against as a youthful offender under KRS 635.020(7) may not be included in the above.

KRS 635.020(7) If a person who is eighteen (18) or older and before the court is charged with a felony that occurred prior to his eighteenth birthday, the court shall, upon motion of the county attorney made prior to adjudication, and after the county attorney has consulted with the Commonwealth's Attorney, that the child be proceeded against as a youthful offender, proceed in accordance with the provisions of KRS 640.010.

* A case may consist of one or multiple convicted charges, the distinct count on cases counts the case only once.

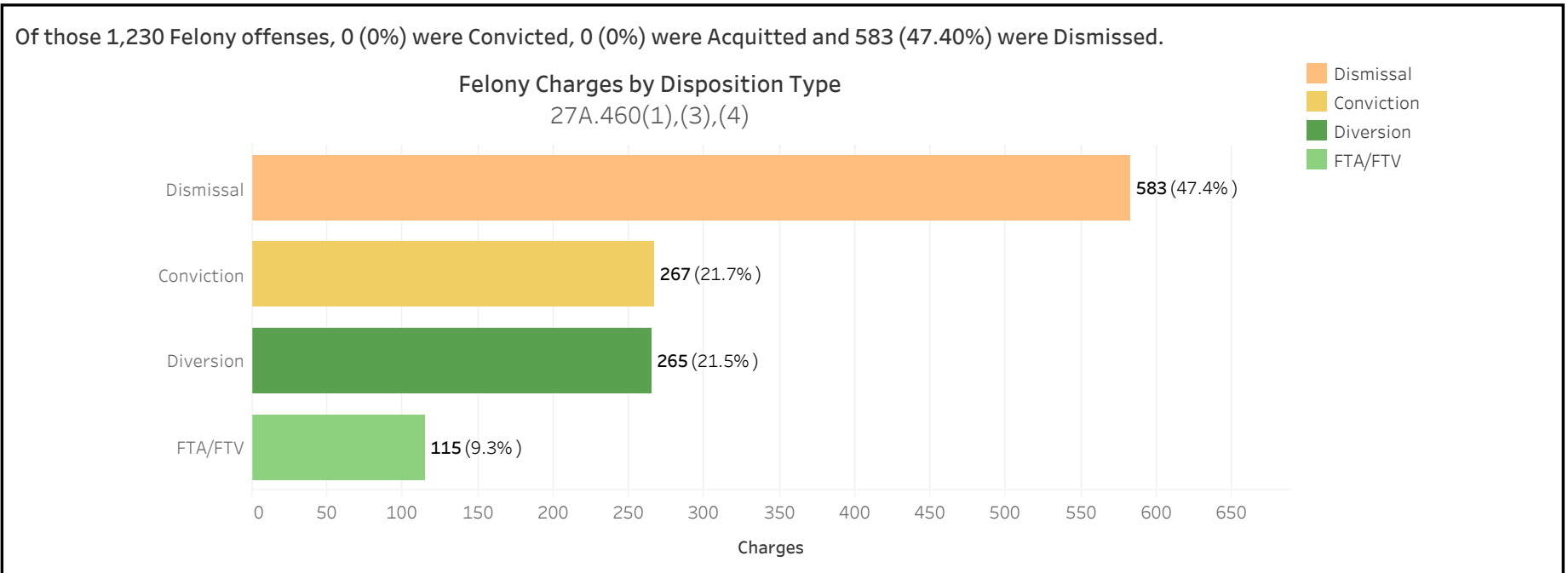


ADMINISTRATIVE OFFICE OF THE COURTS
Research and Statistics
 Annual Report FY 2022
 Circuit Court - Felony Criminal Cases

BULLITT COUNTY

There were 1,230 Felony level offenses and 87 Non-Felony level offenses disposed within 511 Circuit Criminal cases during the Fiscal Year. Non-Felony offenses include Misdemeanor, Violation, Local Ordinance or Other level offenses within those cases.

		Charges	Cases
BULLITT	Felony	1,230	431
	Felony amended to Non-Felony	87	



27A.460(1) Conviction Percentages
 27A.460(3) Percentage of Acquittals
 27A.460(4) Percentage of Dismissals

* A case may consist of one or multiple convicted charges, the distinct count on cases counts the case only once.
 * Other disposition types include: Denied, Extradition, Grand Jury, Granted, Merged, Mistrial, Grand Jury, Other, Remanded, and Sealed Records.



ADMINISTRATIVE OFFICE OF THE COURTS
Research and Statistics
 Annual Report FY 2022
 Circuit Court - Felony Criminal Cases

BULLITT COUNTY

Felony Charges Convicted by Highest Penalty Type

Penalty Type	Felony			MISDEMEANOR			Grand Total		
	Charges	% of Chgs	Cases	Charges	% of Chgs	Cases	Charges	% of Chgs	Cases
Incarcerated Prison	61	23.0%	45	1	0.6%	1	62	14.0%	46
Incarcerated Jail	30	11.3%	26	42	23.5%	38	72	16.2%	58
Alternative: Home Incarcerati..				1	0.6%	1	1	0.2%	1
Alternative: Probation	171	64.5%	133	44	24.6%	32	215	48.4%	140
Alternative: Cond. Discharged	2	0.8%	2	89	49.7%	69	91	20.5%	70
Pay Fine				1	0.6%	1	1	0.2%	1
Other Penalty				1	0.6%	1	1	0.2%	1
No Sentence	1	0.4%	1				1	0.2%	1
Grand Total	265	100.0%	204	179	100.0%	139	444	100.0%	297

27A.460(2) Percentages of fines, imprisonment, or other penalty assessment

Original & Final Plea Type

		GUILTY	NOT GUILTY	UNKNOWN PLEA TYPE	Grand Total
Felony Charges	Original Plea	44 (3.6%)	622 (50.6%)	564 (45.9%)	1,230 (100.0%)
	Final Plea	300 (24.4%)	366 (29.8%)	564 (45.9%)	1,230 (100.0%)
Felony amended to Non-Felony	Original Plea		49 (56.3%)	38 (43.7%)	87 (100.0%)
	Final Plea		49 (56.3%)	38 (43.7%)	87 (100.0%)

27A.460(5) Percentage of pleas as charges

27A.460(6) Percentage of pleas to reduce charges

* A case may consist of one or multiple convicted charges, the distinct count on cases counts the case only once.

* Convicted charges, percent of charges and the distinct count of cases are sorted by the highest sentence penalty for each of the convicted charges (Guilty, Guilty - Multiple Counts, Prepayable Citation - Paid or Guilty - Sealed Sentence, Enhanced).



ADMINISTRATIVE OFFICE OF THE COURTS
Research and Statistics
 Annual Report FY 2022
 Circuit Court - Felony Criminal Cases

BULLITT COUNTY

Cases can have multiple charges which are heard either by a Court Trial, Jury Trial, No Trial or by a combination of trial types. Depending upon the seriousness of the offense and the consequences of a Guilty verdict, defendants in Criminal Cases have the constitutional right to a jury of their peers. In a Jury Trial, the Judge decides questions of law and the jury decides whether the defendant is guilty or not guilty on each of the offenses charted. The cases are categorized by how all the charges within the case were disposed. If all charges were disposed by the same trial type, it is counted in the separate category, otherwise, it is counted within the "Mixed Trial" category. If a charge had no trial type entered or it had "No Trial", then it is counted in the "No Trial" category.

Cases by Trial Type
 27A.460(7), (8), (9), (10)

	Mixed Trial Types	No Trial	Grand Total
Felony Amended Down to Non-Felony	1 1.25%	79 98.75%	80 100.00%
Felony Charges	6 1.39%	425 98.61%	431 100.00%
Felony Convictions	5 2.45%	199 97.55%	204 100.00%

- 27A.460(7) Percentage of disposition to guilty as charged by trial
- 27A.460(8) Percentage of those found guilty of lesser charge by trial
- 27A.460(9) Percentage of cases where jury trial taken
- 27A.460(10) Percentage of trials which are bench (court) trials

Shock Probation by Disposition Type
 27A.440(3)(b)

	Denied	Granted	Grand Total
0026090 SHOCK PROBATION IN FELONY CONVICTIONS	42 64.62%	23 35.38%	65 100.00%

27A.440(3)(b) Extracted data on shock probation shall be placed in the annual report of the Administrative Office of the Courts

* A case may consist of one or multiple convicted charges, the distinct count on cases counts the case only once.
 * Other disposition types include: Denied, Extradition, Grand Jury, Granted, Merged, Mistrial, Grand Jury, Other, Remanded, and Sealed Records.



ADMINISTRATIVE OFFICE OF THE COURTS
Research and Statistics
 Annual Report FY 2022
 Circuit Court - Felony Criminal Cases

BULLITT COUNTY

Youthful Offenders

There were 10 Felony level offenses and 0 Non-Felony level offenses disposed within 3 Circuit Criminal cases during the fiscal year. Non-Felony offenses include Misdemeanor, Violation, Local Ordinance, or Other level offenses within those cases.

27A.460(11)

	Charges	Cases
Felony	10	3
Felony amended to Non-Felony	0	0

27A.460(11) The number of juvenile offenders tried as an adult

Of the 10 Felony level offenses disposed within the Youthful Offender cases, 2 (20.00%) Charges were convicted

Youthful Offender

	Convictions	Dismissal	FTA/FTV	Grand Total
Felony Charges by Disposition Type	2	3	5	10

Note: A youth charged prior to their 18th birthday, proceeded against as a youthful offender under KRS 635.020(7) may not be included in the above.

KRS 635.020(7) If a person who is eighteen (18) or older and before the court is charged with a felony that occurred prior to his eighteenth birthday, the court shall, upon motion of the county attorney made prior to adjudication, and after the county attorney has consulted with the Commonwealth's Attorney, that the child be proceeded against as a youthful offender, proceed in accordance with the provisions of KRS 640.010.

* A case may consist of one or multiple convicted charges, the distinct count on cases counts the case only once.

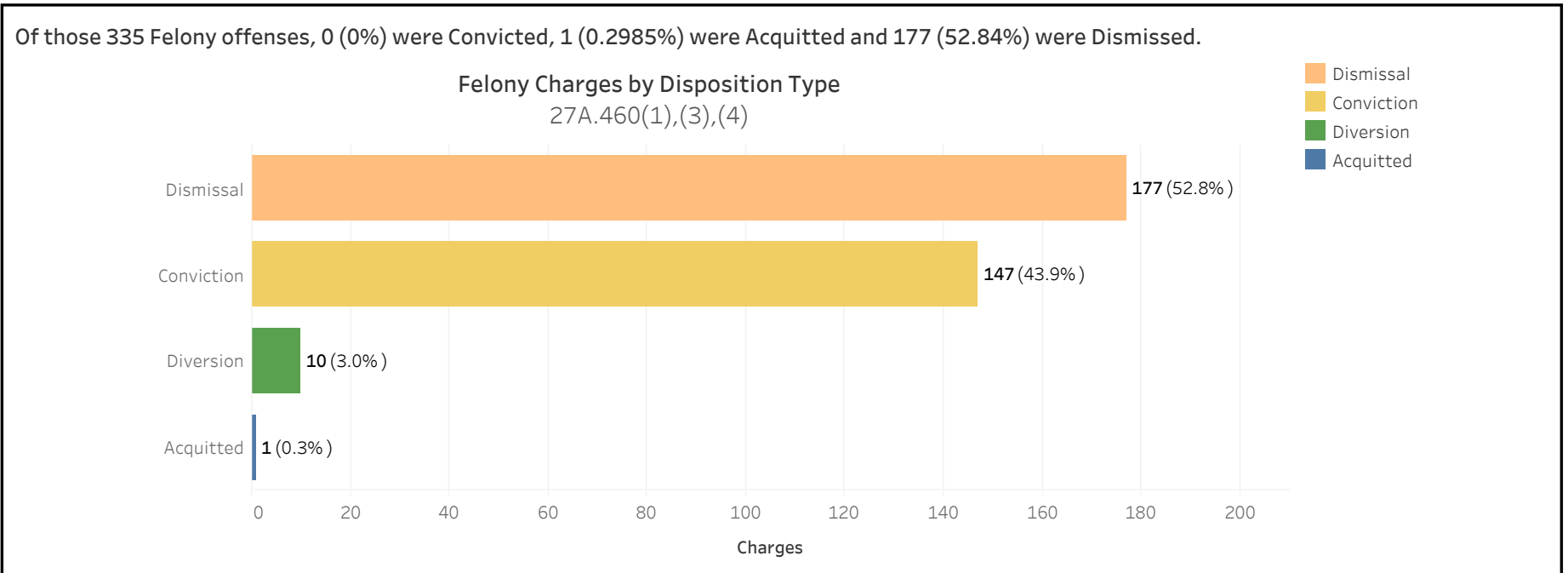


ADMINISTRATIVE OFFICE OF THE COURTS
Research and Statistics
 Annual Report FY 2022
 Circuit Court - Felony Criminal Cases

BUTLER COUNTY

There were 335 Felony level offenses and 12 Non-Felony level offenses disposed within 186 Circuit Criminal cases during the Fiscal Year. Non-Felony offenses include Misdemeanor, Violation, Local Ordinance or Other level offenses within those cases.

		Charges	Cases
BUTLER	Felony	335	176
	Felony amended to Non-Felony	12	



27A.460(1) Conviction Percentages
 27A.460(3) Percentage of Acquittals
 27A.460(4) Percentage of Dismissals

* A case may consist of one or multiple convicted charges, the distinct count on cases counts the case only once.
 * Other disposition types include: Denied, Extradition, Grand Jury, Granted, Merged, Mistrial, Grand Jury, Other, Remanded, and Sealed Records.



ADMINISTRATIVE OFFICE OF THE COURTS
Research and Statistics
 Annual Report FY 2022
 Circuit Court - Felony Criminal Cases

BUTLER COUNTY

Felony Charges Convicted by Highest Penalty Type

Penalty Type	Felony			MISDEMEANOR			VIOLATION			Grand Total		
	Charges	% of Chgs	Cases	Charges	% of Chgs	Cases	Charges	% of Chgs	Cases	Charges	% of Chgs	Cases
Incarcerated Prison	62	42.8%	40	1	3.3%	1				63	35.8%	40
Incarcerated Jail	21	14.5%	18	11	36.7%	8				32	18.2%	25
Alternative: Probation	53	36.6%	47	15	50.0%	11	1	100.0%	1	69	39.2%	56
Alternative: Cond. Discharged	6	4.1%	6	2	6.7%	1				8	4.5%	7
Other Penalty	3	2.1%	2							3	1.7%	2
No Sentence				1	3.3%	1				1	0.6%	1
Grand Total	145	100.0%	111	30	100.0%	21	1	100.0%	1	176	100.0%	125

27A.460(2) Percentages of fines, imprisonment, or other penalty assessment

Original & Final Plea Type

		NOT GUILTY	UNKNOWN PLEA TYPE	Grand Total
Felony Charges	Original Plea	1 (0.3%)	334 (99.7%)	335 (100.0%)
	Final Plea	1 (0.3%)	334 (99.7%)	335 (100.0%)
Felony amended to Non-Felony	Original Plea		12 (100.0%)	12 (100.0%)
	Final Plea		12 (100.0%)	12 (100.0%)

27A.460(5) Percentage of pleas as charges

27A.460(6) Percentage of pleas to reduce charges

* A case may consist of one or multiple convicted charges, the distinct count on cases counts the case only once.

* Convicted charges, percent of charges and the distinct count of cases are sorted by the highest sentence penalty for each of the convicted charges (Guilty, Guilty - Multiple Counts, Prepayable Citation - Paid or Guilty - Sealed Sentence, Enhanced).



ADMINISTRATIVE OFFICE OF THE COURTS
Research and Statistics
 Annual Report FY 2022
 Circuit Court - Felony Criminal Cases

BUTLER COUNTY

Cases can have multiple charges which are heard either by a Court Trial, Jury Trial, No Trial or by a combination of trial types. Depending upon the seriousness of the offense and the consequences of a Guilty verdict, defendants in Criminal Cases have the constitutional right to a jury of their peers. In a Jury Trial, the Judge decides questions of law and the jury decides whether the defendant is guilty or not guilty on each of the offenses charted. The cases are categorized by how all the charges within the case were disposed. If all charges were disposed by the same trial type, it is counted in the separate category, otherwise, it is counted within the "Mixed Trial" category. If a charge had no trial type entered or it had "No Trial", then it is counted in the "No Trial" category.

Cases by Trial Type
 27A.460(7), (8), (9), (10)

	Mixed Trial Types	No Trial	Grand Total
Felony Amended Down to Non-Felony		10 100.00%	10 100.00%
Felony Charges	33 18.75%	143 81.25%	176 100.00%
Felony Convictions	23 20.72%	88 79.28%	111 100.00%

- 27A.460(7) Percentage of disposition to guilty as charged by trial
- 27A.460(8) Percentage of those found guilty of lesser charge by trial
- 27A.460(9) Percentage of cases where jury trial taken
- 27A.460(10) Percentage of trials which are bench (court) trials

Shock Probation by Disposition Type
 27A.440(3)(b)

	Denied	Granted	Withdrawn	Grand Total
0026090 SHOCK PROBATION IN FELONY CONVICTIONS	33 31.13%	72 67.92%	1 0.94%	106 100.00%

27A.440(3)(b) Extracted data on shock probation shall be placed in the annual report of the Administrative Office of the Courts

* A case may consist of one or multiple convicted charges, the distinct count on cases counts the case only once.
 * Other disposition types include: Denied, Extradition, Grand Jury, Granted, Merged, Mistrial, Grand Jury, Other, Remanded, and Sealed Records.



ADMINISTRATIVE OFFICE OF THE COURTS
Research and Statistics
Annual Report FY 2022
Circuit Court - Felony Criminal Cases

BUTLER COUNTY

Youthful Offenders

There were 0 Felony level offenses and 0 Non-Felony level offenses disposed within 0 Circuit Criminal cases during the fiscal year. Non-Felony offenses include Misdemeanor, Violation, Local Ordinance, or Other level offenses within those cases.

27A.460(11)

	Charges	Cases
	0	0

27A.460(11) The number of juvenile offenders tried as an adult

Of the 0 Felony level offenses disposed within the Youthful Offender cases, 0 (None%) Charges were convicted

Youthful Offender

	Grand Total
Felony Charges by Disposition Type	0

Note: A youth charged prior to their 18th birthday, proceeded against as a youthful offender under KRS 635.020(7) may not be included in the above.

KRS 635.020(7) If a person who is eighteen (18) or older and before the court is charged with a felony that occurred prior to his eighteenth birthday, the court shall, upon motion of the county attorney made prior to adjudication, and after the county attorney has consulted with the Commonwealth's Attorney, that the child be proceeded against as a youthful offender, proceed in accordance with the provisions of KRS 640.010.

* A case may consist of one or multiple convicted charges, the distinct count on cases counts the case only once.

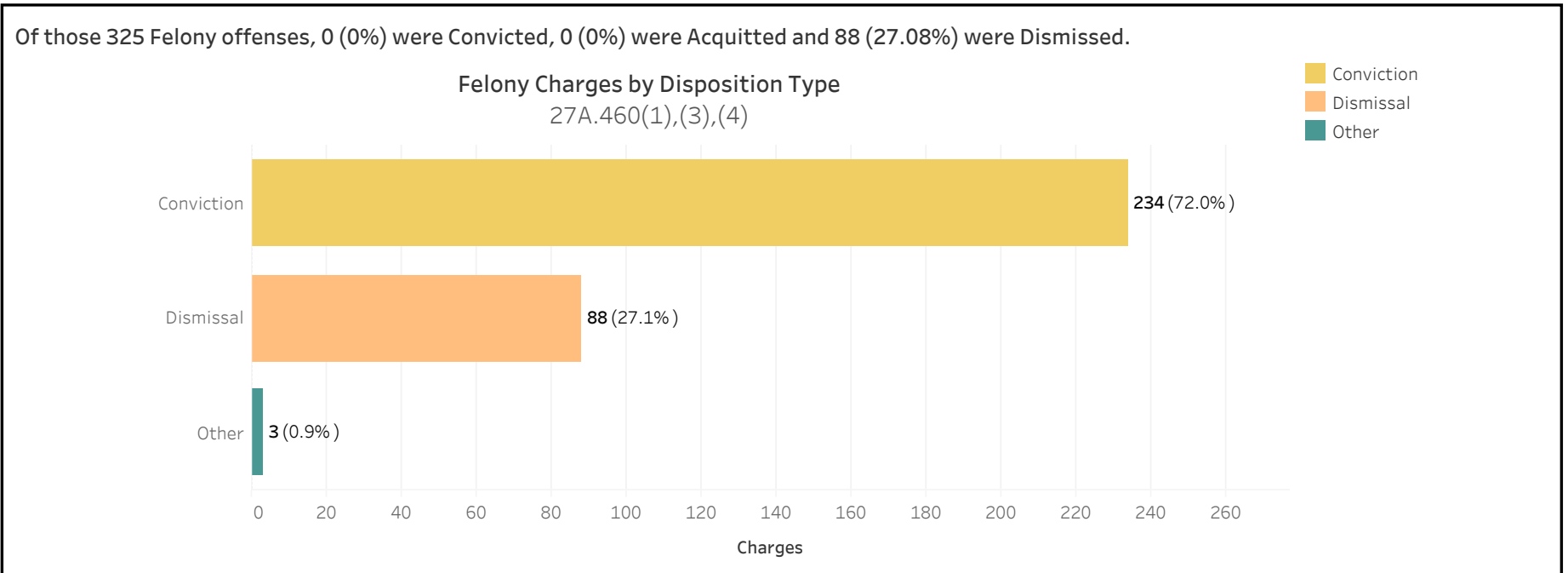


ADMINISTRATIVE OFFICE OF THE COURTS
Research and Statistics
 Annual Report FY 2022
 Circuit Court - Felony Criminal Cases

CALDWELL COUNTY

There were 325 Felony level offenses and 35 Non-Felony level offenses disposed within 193 Circuit Criminal cases during the Fiscal Year. Non-Felony offenses include Misdemeanor, Violation, Local Ordinance or Other level offenses within those cases.

		Charges	Cases
CALDWELL	Felony	325	170
	Felony amended to Non-Felony	35	



27A.460(1) Conviction Percentages
 27A.460(3) Percentage of Acquittals
 27A.460(4) Percentage of Dismissals

* A case may consist of one or multiple convicted charges, the distinct count on cases counts the case only once.
 * Other disposition types include: Denied, Extradition, Grand Jury, Granted, Merged, Mistrial, Grand Jury, Other, Remanded, and Sealed Records.



ADMINISTRATIVE OFFICE OF THE COURTS
Research and Statistics
 Annual Report FY 2022
 Circuit Court - Felony Criminal Cases

CALDWELL COUNTY

Felony Charges Convicted by Highest Penalty Type

Penalty Type	Felony			MISDEMEANOR			VIOLATION			Grand Total		
	Charges	% of Chgs	Cases	Charges	% of Chgs	Cases	Charges	% of Chgs	Cases	Charges	% of Chgs	Cases
Incarcerated Prison	184	79.7%	96							184	39.8%	96
Incarcerated Jail	10	4.3%	7	135	62.2%	72				145	31.4%	72
Alternative: Probation	37	16.0%	30	70	32.3%	36				107	23.2%	48
Alternative Sentence				8	3.7%	8				8	1.7%	8
Pay Fine				4	1.8%	4	12	85.7%	10	16	3.5%	10
Pay Court Cost							1	7.1%	1	1	0.2%	1
Other Penalty							1	7.1%	1	1	0.2%	1
Grand Total	231	100.0%	132	217	100.0%	109	14	100.0%	12	462	100.0%	156

27A.460(2) Percentages of fines, imprisonment, or other penalty assessment

Original & Final Plea Type

		GUILTY	NOT GUILTY	UNKNOWN PLEA TYPE	Grand Total
Felony Charges	Original Plea	30 (9.2%)	277 (85.2%)	18 (5.5%)	325 (100.0%)
	Final Plea	234 (72.0%)	73 (22.5%)	18 (5.5%)	325 (100.0%)
Felony amended to Non-Felony	Original Plea		35 (100.0%)		35 (100.0%)
	Final Plea		35 (100.0%)		35 (100.0%)

27A.460(5) Percentage of pleas as charges

27A.460(6) Percentage of pleas to reduce charges

* A case may consist of one or multiple convicted charges, the distinct count on cases counts the case only once.

* Convicted charges, percent of charges and the distinct count of cases are sorted by the highest sentence penalty for each of the convicted charges (Guilty, Guilty - Multiple Counts, Prepayable Citation - Paid or Guilty - Sealed Sentence, Enhanced).



ADMINISTRATIVE OFFICE OF THE COURTS
Research and Statistics
 Annual Report FY 2022
 Circuit Court - Felony Criminal Cases

CALDWELL COUNTY

Cases can have multiple charges which are heard either by a Court Trial, Jury Trial, No Trial or by a combination of trial types. Depending upon the seriousness of the offense and the consequences of a Guilty verdict, defendants in Criminal Cases have the constitutional right to a jury of their peers. In a Jury Trial, the Judge decides questions of law and the jury decides whether the defendant is guilty or not guilty on each of the offenses charted. The cases are categorized by how all the charges within the case were disposed. If all charges were disposed by the same trial type, it is counted in the separate category, otherwise, it is counted within the "Mixed Trial" category. If a charge had no trial type entered or it had "No Trial", then it is counted in the "No Trial" category.

Cases by Trial Type
 27A.460(7), (8), (9), (10)

	Mixed Trial Types	No Trial	Grand Total
Felony Amended Down to Non-Felony	1 4.35%	22 95.65%	23 100.00%
Felony Charges		170 100.00%	170 100.00%
Felony Convictions		132 100.00%	132 100.00%

- 27A.460(7) Percentage of disposition to guilty as charged by trial
- 27A.460(8) Percentage of those found guilty of lesser charge by trial
- 27A.460(9) Percentage of cases where jury trial taken
- 27A.460(10) Percentage of trials which are bench (court) trials

Shock Probation by Disposition Type
 27A.440(3)(b)

	Denied	Granted	Grand Total
0026090 SHOCK PROBATION IN FELONY CONVICTIONS	56 69.14%	25 30.86%	81 100.00%
0026100 SHOCK PROBATION IN MISDEMEANOR CONVICTIONS	1 33.33%	2 66.67%	3 100.00%

27A.440(3)(b) Extracted data on shock probation shall be placed in the annual report of the Administrative Office of the Courts

* A case may consist of one or multiple convicted charges, the distinct count on cases counts the case only once.
 * Other disposition types include: Denied, Extradition, Grand Jury, Granted, Merged, Mistrial, Grand Jury, Other, Remanded, and Sealed Records.



ADMINISTRATIVE OFFICE OF THE COURTS
Research and Statistics
 Annual Report FY 2022
 Circuit Court - Felony Criminal Cases

CALDWELL COUNTY

Youthful Offenders

There were 0 Felony level offenses and 0 Non-Felony level offenses disposed within 0 Circuit Criminal cases during the fiscal year. Non-Felony offenses include Misdemeanor, Violation, Local Ordinance, or Other level offenses within those cases.

27A.460(11)

Charges	Cases
0	0

27A.460(11) The number of juvenile offenders tried as an adult

Of the 0 Felony level offenses disposed within the Youthful Offender cases, 0 (None%) Charges were convicted

Youthful Offender

Felony Charges by Disposition Type	0	Grand Total
	0	0

Note: A youth charged prior to their 18th birthday, proceeded against as a youthful offender under KRS 635.020(7) may not be included in the above.

KRS 635.020(7) If a person who is eighteen (18) or older and before the court is charged with a felony that occurred prior to his eighteenth birthday, the court shall, upon motion of the county attorney made prior to adjudication, and after the county attorney has consulted with the Commonwealth's Attorney, that the child be proceeded against as a youthful offender, proceed in accordance with the provisions of KRS 640.010.

* A case may consist of one or multiple convicted charges, the distinct count on cases counts the case only once.

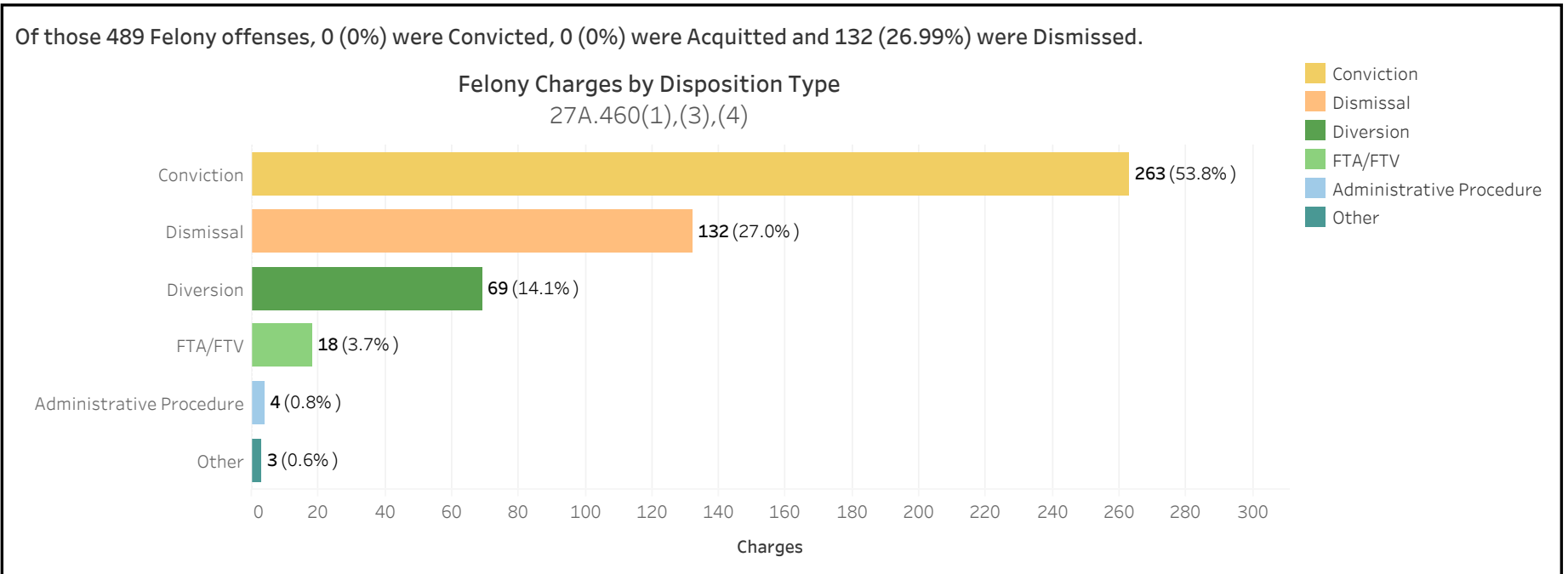


ADMINISTRATIVE OFFICE OF THE COURTS
Research and Statistics
 Annual Report FY 2022
 Circuit Court - Felony Criminal Cases

CALLOWAY COUNTY

There were 489 Felony level offenses and 22 Non-Felony level offenses disposed within 311 Circuit Criminal cases during the Fiscal Year. Non-Felony offenses include Misdemeanor, Violation, Local Ordinance or Other level offenses within those cases.

		Charges	Cases
CALLOWAY	Felony	489	291
	Felony amended to Non-Felony	22	



27A.460(1) Conviction Percentages
 27A.460(3) Percentage of Acquittals
 27A.460(4) Percentage of Dismissals

* A case may consist of one or multiple convicted charges, the distinct count on cases counts the case only once.
 * Other disposition types include: Denied, Extradition, Grand Jury, Granted, Merged, Mistrial, Grand Jury, Other, Remanded, and Sealed Records.



ADMINISTRATIVE OFFICE OF THE COURTS
Research and Statistics
 Annual Report FY 2022
 Circuit Court - Felony Criminal Cases

CALLOWAY COUNTY

Felony Charges Convicted by Highest Penalty Type

Penalty Type	Felony			MISDEMEANOR			Grand Total		
	Charges	% of Chgs	Cases	Charges	% of Chgs	Cases	Charges	% of Chgs	Cases
Incarcerated Prison	134	51.1%	76				134	34.7%	76
Incarcerated Jail	6	2.3%	6	43	34.7%	26	49	12.7%	30
Alternative: Probation	91	34.7%	68	17	13.7%	13	108	28.0%	68
Alternative: Cond. Discharged				60	48.4%	38	60	15.5%	38
Alternative Sentence	30	11.5%	14	4	3.2%	3	34	8.8%	16
Other Penalty	1	0.4%	1				1	0.3%	1
Grand Total	262	100.0%	165	124	100.0%	80	386	100.0%	201

27A.460(2) Percentages of fines, imprisonment, or other penalty assessment

Original & Final Plea Type

		GUILTY	NOT GUILTY	UNKNOWN PLEA TYPE	Grand Total
Felony Charges	Original Plea	1 (0.2%)	29 (5.9%)	459 (93.9%)	489 (100.0%)
	Final Plea	25 (5.1%)	5 (1.0%)	459 (93.9%)	489 (100.0%)
Felony amended to Non-Felony	Original Plea			22 (100.0%)	22 (100.0%)
	Final Plea			22 (100.0%)	22 (100.0%)

27A.460(5) Percentage of pleas as charges

27A.460(6) Percentage of pleas to reduce charges

* A case may consist of one or multiple convicted charges, the distinct count on cases counts the case only once.

* Convicted charges, percent of charges and the distinct count of cases are sorted by the highest sentence penalty for each of the convicted charges (Guilty, Guilty - Multiple Counts, Prepayable Citation - Paid or Guilty - Sealed Sentence, Enhanced).



ADMINISTRATIVE OFFICE OF THE COURTS
Research and Statistics
 Annual Report FY 2022
 Circuit Court - Felony Criminal Cases

CALLOWAY COUNTY

Cases can have multiple charges which are heard either by a Court Trial, Jury Trial, No Trial or by a combination of trial types. Depending upon the seriousness of the offense and the consequences of a Guilty verdict, defendants in Criminal Cases have the constitutional right to a jury of their peers. In a Jury Trial, the Judge decides questions of law and the jury decides whether the defendant is guilty or not guilty on each of the offenses charted. The cases are categorized by how all the charges within the case were disposed. If all charges were disposed by the same trial type, it is counted in the separate category, otherwise, it is counted within the "Mixed Trial" category. If a charge had no trial type entered or it had "No Trial", then it is counted in the "No Trial" category.

Cases by Trial Type
 27A.460(7), (8), (9), (10)

	Jury Trial	Mixed Trial Types	No Trial	Grand Total
Felony Amended Down to Non-Felony		2 10.00%	18 90.00%	20 100.00%
Felony Charges	1 0.34%	18 6.19%	272 93.47%	291 100.00%
Felony Convictions	1 0.60%	16 9.64%	149 89.76%	166 100.00%

- 27A.460(7) Percentage of disposition to guilty as charged by trial
- 27A.460(8) Percentage of those found guilty of lesser charge by trial
- 27A.460(9) Percentage of cases where jury trial taken
- 27A.460(10) Percentage of trials which are bench (court) trials

Shock Probation by Disposition Type
 27A.440(3)(b)

	Denied	Granted	Vacated	Withdrawn	Grand Total
0026090 SHOCK PROBATION IN FELONY CONVICTIONS	71 89.87%	5 6.33%	1 1.27%	2 2.53%	79 100.00%

27A.440(3)(b) Extracted data on shock probation shall be placed in the annual report of the Administrative Office of the Courts

* A case may consist of one or multiple convicted charges, the distinct count on cases counts the case only once.
 * Other disposition types include: Denied, Extradition, Grand Jury, Granted, Merged, Mistrial, Grand Jury, Other, Remanded, and Sealed Records.



ADMINISTRATIVE OFFICE OF THE COURTS
Research and Statistics
 Annual Report FY 2022
 Circuit Court - Felony Criminal Cases

CALLOWAY COUNTY

Youthful Offenders

There were 0 Felony level offenses and 0 Non-Felony level offenses disposed within 0 Circuit Criminal cases during the fiscal year. Non-Felony offenses include Misdemeanor, Violation, Local Ordinance, or Other level offenses within those cases.

27A.460(11)

Charges	Cases
0	0

27A.460(11) The number of juvenile offenders tried as an adult

Of the 0 Felony level offenses disposed within the Youthful Offender cases, 0 (None%) Charges were convicted

Youthful Offender

Felony Charges by Disposition Type	0	Grand Total	0

Note: A youth charged prior to their 18th birthday, proceeded against as a youthful offender under KRS 635.020(7) may not be included in the above.

KRS 635.020(7) If a person who is eighteen (18) or older and before the court is charged with a felony that occurred prior to his eighteenth birthday, the court shall, upon motion of the county attorney made prior to adjudication, and after the county attorney has consulted with the Commonwealth's Attorney, that the child be proceeded against as a youthful offender, proceed in accordance with the provisions of KRS 640.010.

* A case may consist of one or multiple convicted charges, the distinct count on cases counts the case only once.

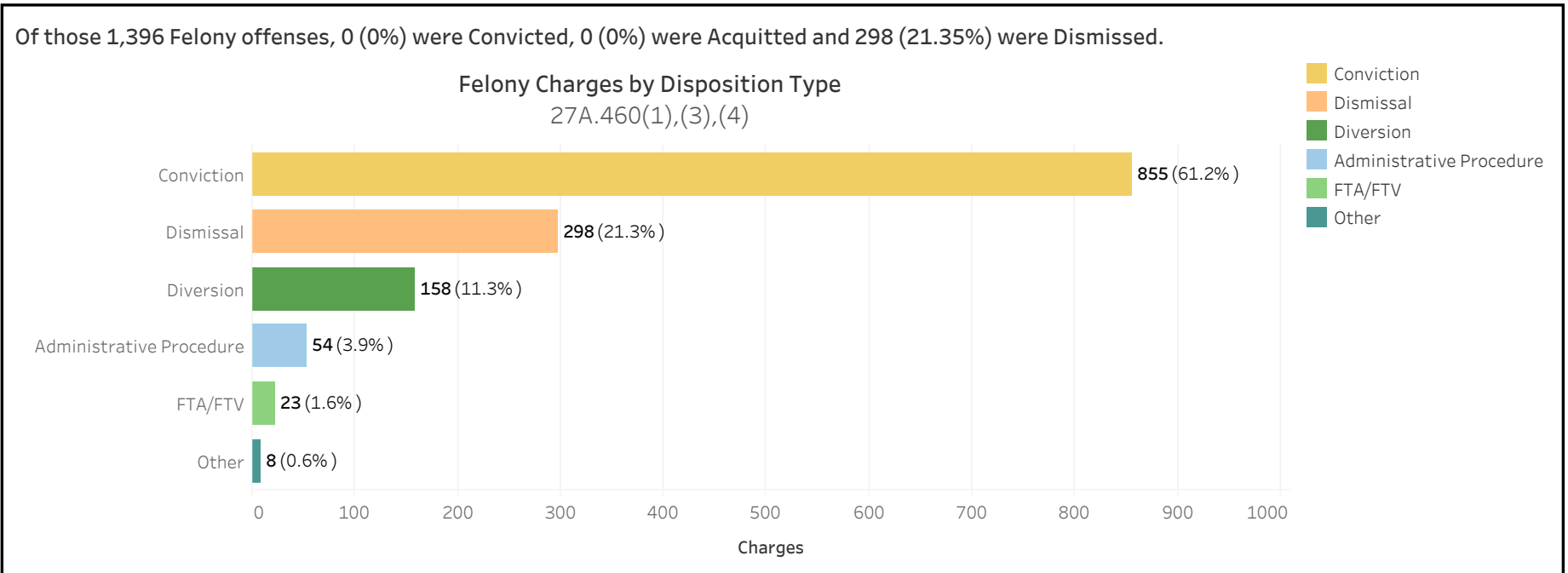


ADMINISTRATIVE OFFICE OF THE COURTS
Research and Statistics
 Annual Report FY 2022
 Circuit Court - Felony Criminal Cases

CAMPBELL COUNTY

There were 1,396 Felony level offenses and 58 Non-Felony level offenses disposed within 861 Circuit Criminal cases during the Fiscal Year. Non-Felony offenses include Misdemeanor, Violation, Local Ordinance or Other level offenses within those cases.

		Charges	Cases
CAMPBELL	Felony	1,396	805
	Felony amended to Non-Felony	58	



27A.460(1) Conviction Percentages
 27A.460(3) Percentage of Acquittals
 27A.460(4) Percentage of Dismissals

* A case may consist of one or multiple convicted charges, the distinct count on cases counts the case only once.
 * Other disposition types include: Denied, Extradition, Grand Jury, Granted, Merged, Mistrial, Grand Jury, Other, Remanded, and Sealed Records.



ADMINISTRATIVE OFFICE OF THE COURTS
Research and Statistics
 Annual Report FY 2022
 Circuit Court - Felony Criminal Cases

CAMPBELL COUNTY

Felony Charges Convicted by Highest Penalty Type

Penalty Type	Felony			MISDEMEANOR			VIOLATION			Grand Total		
	Charges	% of Chgs	Cases	Charges	% of Chgs	Cases	Charges	% of Chgs	Cases	Charges	% of Chgs	Cases
Incarcerated Prison	359	42.7%	183	4	0.7%	4				363	25.1%	184
Incarcerated Jail	218	25.9%	171	262	44.0%	183	1	11.1%	1	481	33.3%	257
Alternative: Probation	251	29.8%	197	276	46.4%	198	2	22.2%	2	529	36.6%	275
Alternative: Cond. Discharged	4	0.5%	4	45	7.6%	38				49	3.4%	38
Alternative Sentence	3	0.4%	2				1	11.1%	1	4	0.3%	3
Pay Fine							3	33.3%	3	3	0.2%	3
Pay Court Cost	1	0.1%	1	2	0.3%	2				3	0.2%	3
Other Penalty	5	0.6%	4	6	1.0%	4	2	22.2%	2	13	0.9%	9
Grand Total	841	100.0%	550	595	100.0%	425	9	100.0%	9	1,445	100.0%	672

27A.460(2) Percentages of fines, imprisonment, or other penalty assessment

Original & Final Plea Type

		GUILTY	NOT GUILTY	UNKNOWN PLEA TYPE	Grand Total
Felony Charges	Original Plea	64 (4.6%)	840 (60.2%)	492 (35.2%)	1,396 (100.0%)
	Final Plea	859 (61.5%)	45 (3.2%)	492 (35.2%)	1,396 (100.0%)
Felony amended to Non-Felony	Original Plea		2 (3.4%)	56 (96.6%)	58 (100.0%)
	Final Plea		2 (3.4%)	56 (96.6%)	58 (100.0%)

27A.460(5) Percentage of pleas as charges

27A.460(6) Percentage of pleas to reduce charges

* A case may consist of one or multiple convicted charges, the distinct count on cases counts the case only once.

* Convicted charges, percent of charges and the distinct count of cases are sorted by the highest sentence penalty for each of the convicted charges (Guilty, Guilty - Multiple Counts, Prepayable Citation - Paid or Guilty - Sealed Sentence, Enhanced).



ADMINISTRATIVE OFFICE OF THE COURTS
Research and Statistics
 Annual Report FY 2022
 Circuit Court - Felony Criminal Cases

CAMPBELL COUNTY

Cases can have multiple charges which are heard either by a Court Trial, Jury Trial, No Trial or by a combination of trial types. Depending upon the seriousness of the offense and the consequences of a Guilty verdict, defendants in Criminal Cases have the constitutional right to a jury of their peers. In a Jury Trial, the Judge decides questions of law and the jury decides whether the defendant is guilty or not guilty on each of the offenses charted. The cases are categorized by how all the charges within the case were disposed. If all charges were disposed by the same trial type, it is counted in the separate category, otherwise, it is counted within the "Mixed Trial" category. If a charge had no trial type entered or it had "No Trial", then it is counted in the "No Trial" category.

Cases by Trial Type
 27A.460(7), (8), (9), (10)

	Mixed Trial Types	No Trial	Grand Total
Felony Amended Down to Non-Felony	1 1.79%	55 98.21%	56 100.00%
Felony Charges	8 0.99%	797 99.01%	805 100.00%
Felony Convictions	4 0.73%	546 99.27%	550 100.00%

- 27A.460(7) Percentage of disposition to guilty as charged by trial
- 27A.460(8) Percentage of those found guilty of lesser charge by trial
- 27A.460(9) Percentage of cases where jury trial taken
- 27A.460(10) Percentage of trials which are bench (court) trials

Shock Probation by Disposition Type
 27A.440(3)(b)

	Denied	Granted	Grand Total
0026090 SHOCK PROBATION IN FELONY CONVICTIONS	23 76.67%	7 23.33%	30 100.00%

27A.440(3)(b) Extracted data on shock probation shall be placed in the annual report of the Administrative Office of the Courts

* A case may consist of one or multiple convicted charges, the distinct count on cases counts the case only once.
 * Other disposition types include: Denied, Extradition, Grand Jury, Granted, Merged, Mistrial, Grand Jury, Other, Remanded, and Sealed Records.



ADMINISTRATIVE OFFICE OF THE COURTS
Research and Statistics
Annual Report FY 2022
Circuit Court - Felony Criminal Cases

CAMPBELL COUNTY

Youthful Offenders

There were 0 Felony level offenses and 0 Non-Felony level offenses disposed within 0 Circuit Criminal cases during the fiscal year. Non-Felony offenses include Misdemeanor, Violation, Local Ordinance, or Other level offenses within those cases.

27A.460(11)

	Charges	Cases
	0	0

27A.460(11) The number of juvenile offenders tried as an adult

Of the 0 Felony level offenses disposed within the Youthful Offender cases, 0 (None%) Charges were convicted

Youthful Offender

		Grand Total
Felony Charges by Disposition Type	0	0

Note: A youth charged prior to their 18th birthday, proceeded against as a youthful offender under KRS 635.020(7) may not be included in the above.

KRS 635.020(7) If a person who is eighteen (18) or older and before the court is charged with a felony that occurred prior to his eighteenth birthday, the court shall, upon motion of the county attorney made prior to adjudication, and after the county attorney has consulted with the Commonwealth's Attorney, that the child be proceeded against as a youthful offender, proceed in accordance with the provisions of KRS 640.010.

* A case may consist of one or multiple convicted charges, the distinct count on cases counts the case only once.

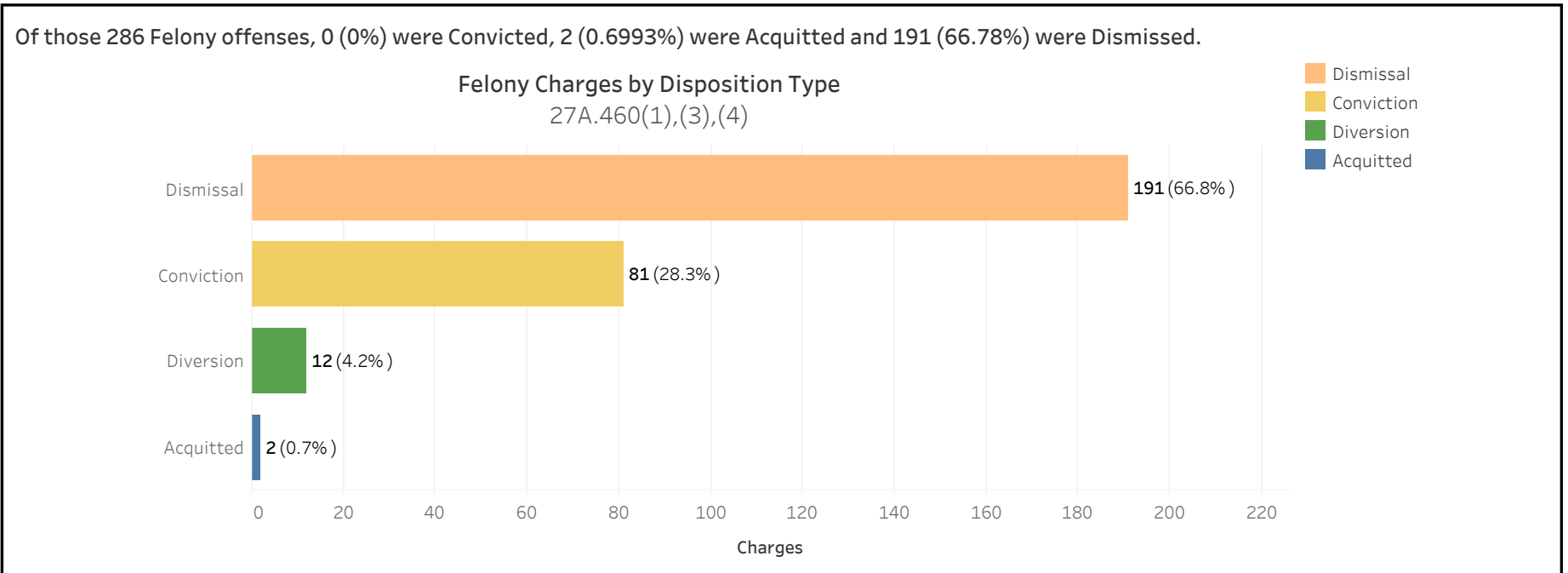


ADMINISTRATIVE OFFICE OF THE COURTS
Research and Statistics
 Annual Report FY 2022
 Circuit Court - Felony Criminal Cases

CARLISLE COUNTY

There were 286 Felony level offenses and 11 Non-Felony level offenses disposed within 95 Circuit Criminal cases during the Fiscal Year. Non-Felony offenses include Misdemeanor, Violation, Local Ordinance or Other level offenses within those cases.

		Charges	Cases
CARLISLE	Felony	286	86
	Felony amended to Non-Felony	11	



27A.460(1) Conviction Percentages
 27A.460(3) Percentage of Acquittals
 27A.460(4) Percentage of Dismissals

* A case may consist of one or multiple convicted charges, the distinct count on cases counts the case only once.
 * Other disposition types include: Denied, Extradition, Grand Jury, Granted, Merged, Mistrial, Grand Jury, Other, Remanded, and Sealed Records.



ADMINISTRATIVE OFFICE OF THE COURTS
Research and Statistics
 Annual Report FY 2022
 Circuit Court - Felony Criminal Cases

CARLISLE COUNTY

Felony Charges Convicted by Highest Penalty Type

Penalty Type	Felony			MISDEMEANOR			VIOLATION			Grand Total		
	Charges	% of Chgs	Cases	Charges	% of Chgs	Cases	Charges	% of Chgs	Cases	Charges	% of Chgs	Cases
Incarcerated Prison	43	53.1%	23							43	21.6%	23
Incarcerated Jail	9	11.1%	7	25	26.0%	12				34	17.1%	14
Alternative: Probation	1	1.2%	1	1	1.0%	1				2	1.0%	2
Alternative: Cond. Discharged				4	4.2%	2				4	2.0%	2
Alternative Sentence	27	33.3%	27	38	39.6%	23	1	4.5%	1	66	33.2%	42
Pay Fine				3	3.1%	3	18	81.8%	14	21	10.6%	15
Pay Court Cost	1	1.2%	1	3	3.1%	3				4	2.0%	4
Other Penalty				21	21.9%	14	1	4.5%	1	22	11.1%	15
No Sentence				1	1.0%	1	2	9.1%	2	3	1.5%	3
Grand Total	81	100.0%	56	96	100.0%	51	22	100.0%	17	199	100.0%	74

27A.460(2) Percentages of fines, imprisonment, or other penalty assessment

Original & Final Plea Type

		GUILTY	NOT GUILTY	UNKNOWN PLEA TYPE	Grand Total
Felony Charges	Original Plea	39 (13.6%)	29 (10.1%)	218 (76.2%)	286 (100.0%)
	Final Plea	63 (22.0%)	5 (1.7%)	218 (76.2%)	286 (100.0%)
Felony amended to Non-Felony	Original Plea			11 (100.0%)	11 (100.0%)
	Final Plea			11 (100.0%)	11 (100.0%)

27A.460(5) Percentage of pleas as charges

27A.460(6) Percentage of pleas to reduce charges

* A case may consist of one or multiple convicted charges, the distinct count on cases counts the case only once.

* Convicted charges, percent of charges and the distinct count of cases are sorted by the highest sentence penalty for each of the convicted charges (Guilty, Guilty - Multiple Counts, Prepayable Citation - Paid or Guilty - Sealed Sentence, Enhanced).



ADMINISTRATIVE OFFICE OF THE COURTS
Research and Statistics
 Annual Report FY 2022
 Circuit Court - Felony Criminal Cases

CARLISLE COUNTY

Cases can have multiple charges which are heard either by a Court Trial, Jury Trial, No Trial or by a combination of trial types. Depending upon the seriousness of the offense and the consequences of a Guilty verdict, defendants in Criminal Cases have the constitutional right to a jury of their peers. In a Jury Trial, the Judge decides questions of law and the jury decides whether the defendant is guilty or not guilty on each of the offenses charted. The cases are categorized by how all the charges within the case were disposed. If all charges were disposed by the same trial type, it is counted in the separate category, otherwise, it is counted within the "Mixed Trial" category. If a charge had no trial type entered or it had "No Trial", then it is counted in the "No Trial" category.

Cases by Trial Type
 27A.460(7), (8), (9), (10)

	Jury Trial	Mixed Trial Types	No Trial	Grand Total
Felony Amended Down to Non-Felony			9 100.00%	9 100.00%
Felony Charges	4 4.65%	5 5.81%	77 89.53%	86 100.00%
Felony Convictions		4 7.14%	52 92.86%	56 100.00%

- 27A.460(7) Percentage of disposition to guilty as charged by trial
- 27A.460(8) Percentage of those found guilty of lesser charge by trial
- 27A.460(9) Percentage of cases where jury trial taken
- 27A.460(10) Percentage of trials which are bench (court) trials

Shock Probation by Disposition Type
 27A.440(3)(b)

	Denied	Granted	Grand Total
0026090 SHOCK PROBATION IN FELONY CONVICTIONS	2 33.33%	4 66.67%	6 100.00%

27A.440(3)(b) Extracted data on shock probation shall be placed in the annual report of the Administrative Office of the Courts

* A case may consist of one or multiple convicted charges, the distinct count on cases counts the case only once.
 * Other disposition types include: Denied, Extradition, Grand Jury, Granted, Merged, Mistrial, Grand Jury, Other, Remanded, and Sealed Records.



ADMINISTRATIVE OFFICE OF THE COURTS
Research and Statistics
 Annual Report FY 2022
 Circuit Court - Felony Criminal Cases

CARLISLE COUNTY

Youthful Offenders

There were 0 Felony level offenses and 0 Non-Felony level offenses disposed within 0 Circuit Criminal cases during the fiscal year. Non-Felony offenses include Misdemeanor, Violation, Local Ordinance, or Other level offenses within those cases.

27A.460(11)

Charges	Cases
0	0

27A.460(11) The number of juvenile offenders tried as an adult

Of the 0 Felony level offenses disposed within the Youthful Offender cases, 0 (None%) Charges were convicted

Youthful Offender

Felony Charges by Disposition Type	0	Grand Total	0

Note: A youth charged prior to their 18th birthday, proceeded against as a youthful offender under KRS 635.020(7) may not be included in the above.

KRS 635.020(7) If a person who is eighteen (18) or older and before the court is charged with a felony that occurred prior to his eighteenth birthday, the court shall, upon motion of the county attorney made prior to adjudication, and after the county attorney has consulted with the Commonwealth's Attorney, that the child be proceeded against as a youthful offender, proceed in accordance with the provisions of KRS 640.010.

* A case may consist of one or multiple convicted charges, the distinct count on cases counts the case only once.

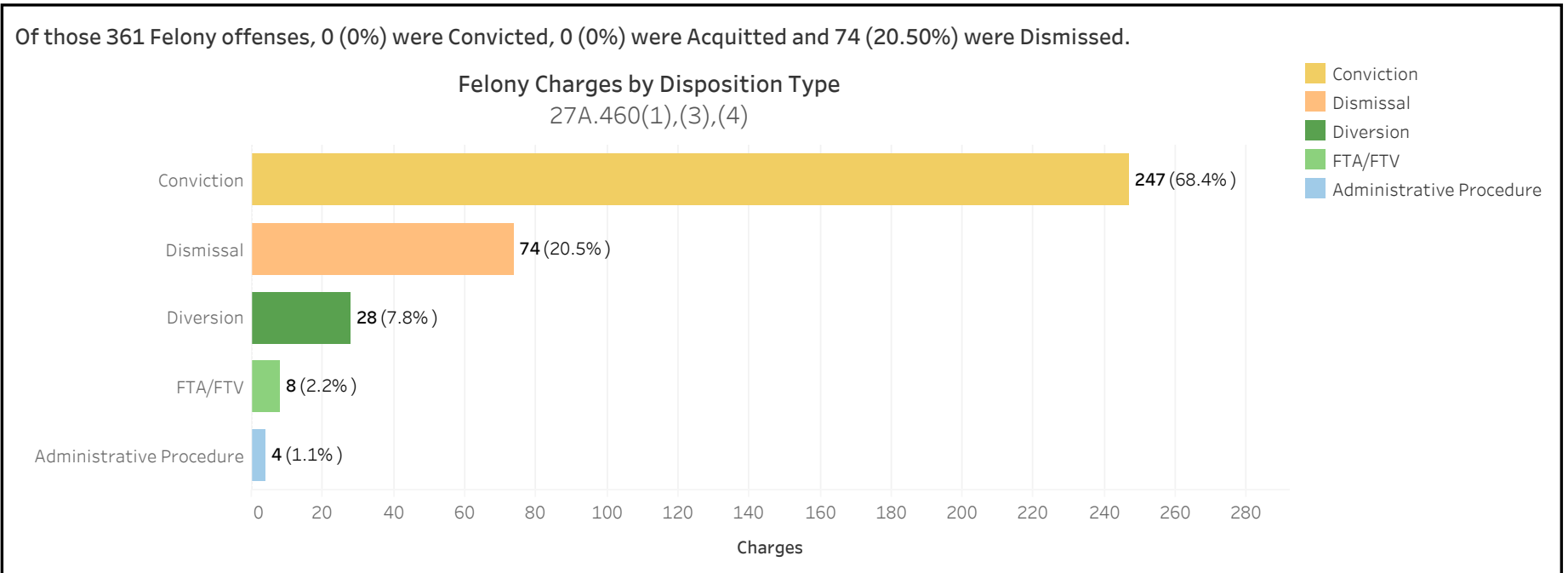


ADMINISTRATIVE OFFICE OF THE COURTS
Research and Statistics
 Annual Report FY 2022
 Circuit Court - Felony Criminal Cases

CARROLL COUNTY

There were 361 Felony level offenses and 1 Non-Felony level offenses disposed within 249 Circuit Criminal cases during the Fiscal Year. Non-Felony offenses include Misdemeanor, Violation, Local Ordinance or Other level offenses within those cases.

		Charges	Cases
CARROLL	Felony	361	248
	Felony amended to Non-Felony	1	



27A.460(1) Conviction Percentages
 27A.460(3) Percentage of Acquittals
 27A.460(4) Percentage of Dismissals

* A case may consist of one or multiple convicted charges, the distinct count on cases counts the case only once.
 * Other disposition types include: Denied, Extradition, Grand Jury, Granted, Merged, Mistrial, Grand Jury, Other, Remanded, and Sealed Records.



ADMINISTRATIVE OFFICE OF THE COURTS
Research and Statistics
 Annual Report FY 2022
 Circuit Court - Felony Criminal Cases

CARROLL COUNTY

Felony Charges Convicted by Highest Penalty Type

Penalty Type	Felony			MISDEMEANOR			VIOLATION			Grand Total		
	Charges	% of Chgs	Cases	Charges	% of Chgs	Cases	Charges	% of Chgs	Cases	Charges	% of Chgs	Cases
Incarcerated Prison	99	40.1%	63	2	0.7%	2				101	17.5%	64
Incarcerated Jail	41	16.6%	35	241	83.4%	145				282	48.8%	148
Alternative: Probation	3	1.2%	3							3	0.5%	3
Alternative: Cond. Discharged				35	12.1%	23				35	6.1%	23
Alternative Sentence	104	42.1%	102							104	18.0%	102
Pay Fine							1	2.4%	1	1	0.2%	1
Other Penalty				11	3.8%	11	41	97.6%	25	52	9.0%	31
Grand Total	247	100.0%	183	289	100.0%	167	42	100.0%	25	578	100.0%	204

27A.460(2) Percentages of fines, imprisonment, or other penalty assessment

Original & Final Plea Type

		UNKNOWN PLEA TYPE	Grand Total
Felony Charges	Original Plea	361 (100.0%)	361 (100.0%)
	Final Plea	361 (100.0%)	361 (100.0%)
Felony amended to Non-Felony	Original Plea	1 (100.0%)	1 (100.0%)
	Final Plea	1 (100.0%)	1 (100.0%)

27A.460(5) Percentage of pleas as charges

27A.460(6) Percentage of pleas to reduce charges

* A case may consist of one or multiple convicted charges, the distinct count on cases counts the case only once.

* Convicted charges, percent of charges and the distinct count of cases are sorted by the highest sentence penalty for each of the convicted charges (Guilty, Guilty - Multiple Counts, Prepayable Citation - Paid or Guilty - Sealed Sentence, Enhanced).



ADMINISTRATIVE OFFICE OF THE COURTS
Research and Statistics
 Annual Report FY 2022
 Circuit Court - Felony Criminal Cases

CARROLL COUNTY

Cases can have multiple charges which are heard either by a Court Trial, Jury Trial, No Trial or by a combination of trial types. Depending upon the seriousness of the offense and the consequences of a Guilty verdict, defendants in Criminal Cases have the constitutional right to a jury of their peers. In a Jury Trial, the Judge decides questions of law and the jury decides whether the defendant is guilty or not guilty on each of the offenses charted. The cases are categorized by how all the charges within the case were disposed. If all charges were disposed by the same trial type, it is counted in the separate category, otherwise, it is counted within the "Mixed Trial" category. If a charge had no trial type entered or it had "No Trial", then it is counted in the "No Trial" category.

Cases by Trial Type
 27A.460(7), (8), (9), (10)

	Mixed Trial Types	No Trial	Grand Total
Felony Amended Down to Non-Felony		1 100.00%	1 100.00%
Felony Charges	35 14.11%	213 85.89%	248 100.00%
Felony Convictions	35 19.13%	148 80.87%	183 100.00%

- 27A.460(7) Percentage of disposition to guilty as charged by trial
- 27A.460(8) Percentage of those found guilty of lesser charge by trial
- 27A.460(9) Percentage of cases where jury trial taken
- 27A.460(10) Percentage of trials which are bench (court) trials

Shock Probation by Disposition Type
 27A.440(3)(b)

	Denied	Grand Total
0026090 SHOCK PROBATION IN FELONY CONVICTIONS	13 100.00%	13 100.00%

27A.440(3)(b) Extracted data on shock probation shall be placed in the annual report of the Administrative Office of the Courts

* A case may consist of one or multiple convicted charges, the distinct count on cases counts the case only once.
 * Other disposition types include: Denied, Extradition, Grand Jury, Granted, Merged, Mistrial, Grand Jury, Other, Remanded, and Sealed Records.



ADMINISTRATIVE OFFICE OF THE COURTS
Research and Statistics
 Annual Report FY 2022
 Circuit Court - Felony Criminal Cases

CARROLL COUNTY

Youthful Offenders

There were 0 Felony level offenses and 0 Non-Felony level offenses disposed within 0 Circuit Criminal cases during the fiscal year. Non-Felony offenses include Misdemeanor, Violation, Local Ordinance, or Other level offenses within those cases.

27A.460(11)

Charges	Cases
0	0

27A.460(11) The number of juvenile offenders tried as an adult

Of the 0 Felony level offenses disposed within the Youthful Offender cases, 0 (None%) Charges were convicted

Youthful Offender

Felony Charges by Disposition Type	0	Grand Total	0

Note: A youth charged prior to their 18th birthday, proceeded against as a youthful offender under KRS 635.020(7) may not be included in the above.

KRS 635.020(7) If a person who is eighteen (18) or older and before the court is charged with a felony that occurred prior to his eighteenth birthday, the court shall, upon motion of the county attorney made prior to adjudication, and after the county attorney has consulted with the Commonwealth's Attorney, that the child be proceeded against as a youthful offender, proceed in accordance with the provisions of KRS 640.010.

* A case may consist of one or multiple convicted charges, the distinct count on cases counts the case only once.

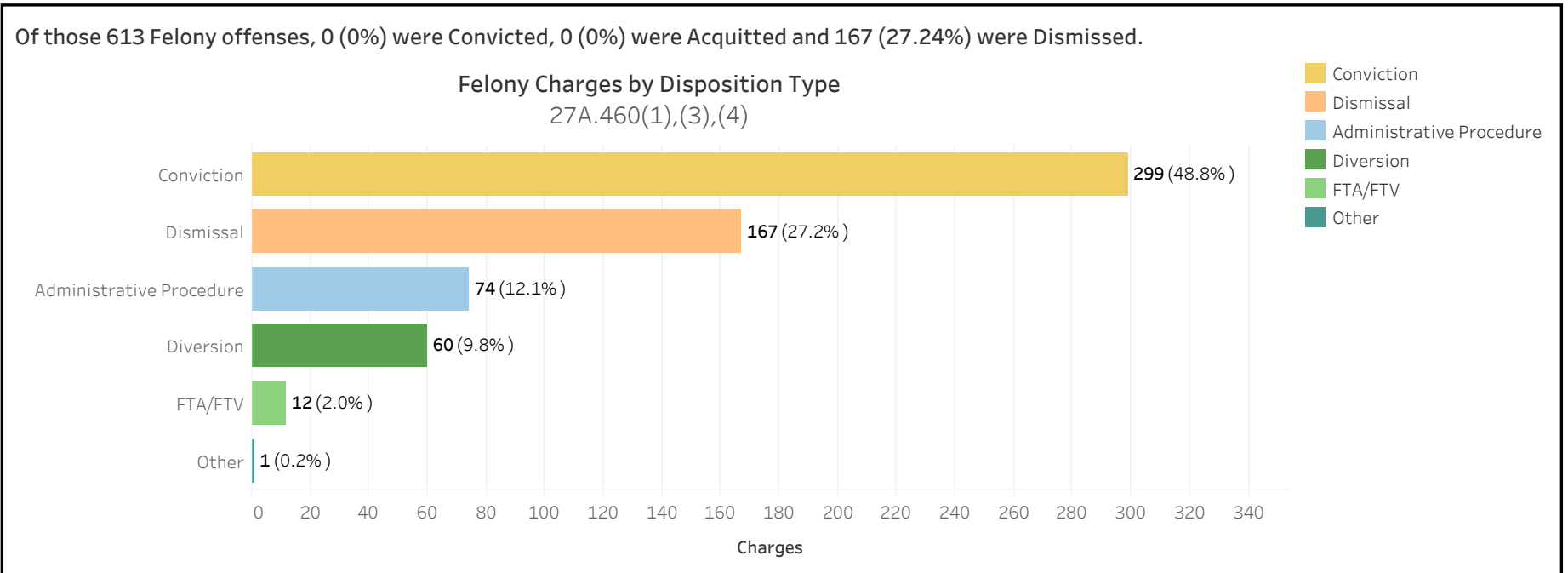


ADMINISTRATIVE OFFICE OF THE COURTS
Research and Statistics
 Annual Report FY 2022
 Circuit Court - Felony Criminal Cases

CARTER COUNTY

There were 613 Felony level offenses and 45 Non-Felony level offenses disposed within 438 Circuit Criminal cases during the Fiscal Year. Non-Felony offenses include Misdemeanor, Violation, Local Ordinance or Other level offenses within those cases.

		Charges	Cases
CARTER	Felony	613	398
	Felony amended to Non-Felony	45	



27A.460(1) Conviction Percentages
 27A.460(3) Percentage of Acquittals
 27A.460(4) Percentage of Dismissals

* A case may consist of one or multiple convicted charges, the distinct count on cases counts the case only once.
 * Other disposition types include: Denied, Extradition, Grand Jury, Granted, Merged, Mistrial, Grand Jury, Other, Remanded, and Sealed Records.



ADMINISTRATIVE OFFICE OF THE COURTS
Research and Statistics
 Annual Report FY 2022
 Circuit Court - Felony Criminal Cases

CARTER COUNTY

Felony Charges Convicted by Highest Penalty Type

Penalty Type	Felony			MISDEMEANOR			VIOLATION			Grand Total		
	Charges	% of Chgs	Cases	Charges	% of Chgs	Cases	Charges	% of Chgs	Cases	Charges	% of Chgs	Cases
Incarcerated Prison	188	62.9%	114	2	1.1%	2				190	38.4%	114
Incarcerated Jail	34	11.4%	28	94	49.5%	56				128	25.9%	68
Alternative: Probation	38	12.7%	31	9	4.7%	9				47	9.5%	34
Alternative: Cond. Discharged	22	7.4%	21	65	34.2%	44	3	50.0%	3	90	18.2%	63
Alternative Sentence	5	1.7%	5	7	3.7%	7				12	2.4%	12
Pay Fine							2	33.3%	2	2	0.4%	2
Pay Court Cost	3	1.0%	3				1	16.7%	1	4	0.8%	4
Other Penalty	7	2.3%	7	13	6.8%	9				20	4.0%	14
No Sentence	2	0.7%	1							2	0.4%	1
Grand Total	299	100.0%	206	190	100.0%	120	6	100.0%	5	495	100.0%	263

27A.460(2) Percentages of fines, imprisonment, or other penalty assessment

Original & Final Plea Type

		GUILTY	NOT GUILTY	UNKNOWN PLEA TYPE	Grand Total
Felony Charges	Original Plea	1 (0.2%)	274 (44.7%)	338 (55.1%)	613 (100.0%)
	Final Plea	274 (44.7%)	1 (0.2%)	338 (55.1%)	613 (100.0%)
Felony amended to Non-Felony	Original Plea		2 (4.4%)	43 (95.6%)	45 (100.0%)
	Final Plea	2 (4.4%)		43 (95.6%)	45 (100.0%)

27A.460(5) Percentage of pleas as charges

27A.460(6) Percentage of pleas to reduce charges

* A case may consist of one or multiple convicted charges, the distinct count on cases counts the case only once.

* Convicted charges, percent of charges and the distinct count of cases are sorted by the highest sentence penalty for each of the convicted charges (Guilty, Guilty - Multiple Counts, Prepayable Citation - Paid or Guilty - Sealed Sentence, Enhanced).



ADMINISTRATIVE OFFICE OF THE COURTS
Research and Statistics
 Annual Report FY 2022
 Circuit Court - Felony Criminal Cases

CARTER COUNTY

Cases can have multiple charges which are heard either by a Court Trial, Jury Trial, No Trial or by a combination of trial types. Depending upon the seriousness of the offense and the consequences of a Guilty verdict, defendants in Criminal Cases have the constitutional right to a jury of their peers. In a Jury Trial, the Judge decides questions of law and the jury decides whether the defendant is guilty or not guilty on each of the offenses charted. The cases are categorized by how all the charges within the case were disposed. If all charges were disposed by the same trial type, it is counted in the separate category, otherwise, it is counted within the "Mixed Trial" category. If a charge had no trial type entered or it had "No Trial", then it is counted in the "No Trial" category.

Cases by Trial Type
 27A.460(7), (8), (9), (10)

	Jury Trial	Mixed Trial Types	No Trial	Grand Total
Felony Amended Down to Non-Felony		1 2.50%	39 97.50%	40 100.00%
Felony Charges	1 0.25%	1 0.25%	396 99.50%	398 100.00%
Felony Convictions		1 0.49%	205 99.51%	206 100.00%

- 27A.460(7) Percentage of disposition to guilty as charged by trial
- 27A.460(8) Percentage of those found guilty of lesser charge by trial
- 27A.460(9) Percentage of cases where jury trial taken
- 27A.460(10) Percentage of trials which are bench (court) trials

Shock Probation by Disposition Type
 27A.440(3)(b)

	Denied	Granted	Grand Total
0026090 SHOCK PROBATION IN FELONY CONVICTIONS	9 90.00%	1 10.00%	10 100.00%

27A.440(3)(b) Extracted data on shock probation shall be placed in the annual report of the Administrative Office of the Courts

* A case may consist of one or multiple convicted charges, the distinct count on cases counts the case only once.
 * Other disposition types include: Denied, Extradition, Grand Jury, Granted, Merged, Mistrial, Grand Jury, Other, Remanded, and Sealed Records.



ADMINISTRATIVE OFFICE OF THE COURTS
Research and Statistics
 Annual Report FY 2022
 Circuit Court - Felony Criminal Cases

CARTER COUNTY

Youthful Offenders

There were 2 Felony level offenses and 0 Non-Felony level offenses disposed within 2 Circuit Criminal cases during the fiscal year. Non-Felony offenses include Misdemeanor, Violation, Local Ordinance, or Other level offenses within those cases.

27A.460(11)

	Charges	Cases
Felony	2	2
Felony amended to Non-Felony	0	0

27A.460(11) The number of juvenile offenders tried as an adult

Of the 2 Felony level offenses disposed within the Youthful Offender cases, 0 (0%) Charges were convicted

Youthful Offender

	AP	Grand Total
Felony Charges by Disposition Type	2	2

Note: A youth charged prior to their 18th birthday, proceeded against as a youthful offender under KRS 635.020(7) may not be included in the above.

KRS 635.020(7) If a person who is eighteen (18) or older and before the court is charged with a felony that occurred prior to his eighteenth birthday, the court shall, upon motion of the county attorney made prior to adjudication, and after the county attorney has consulted with the Commonwealth's Attorney, that the child be proceeded against as a youthful offender, proceed in accordance with the provisions of KRS 640.010.

* A case may consist of one or multiple convicted charges, the distinct count on cases counts the case only once.

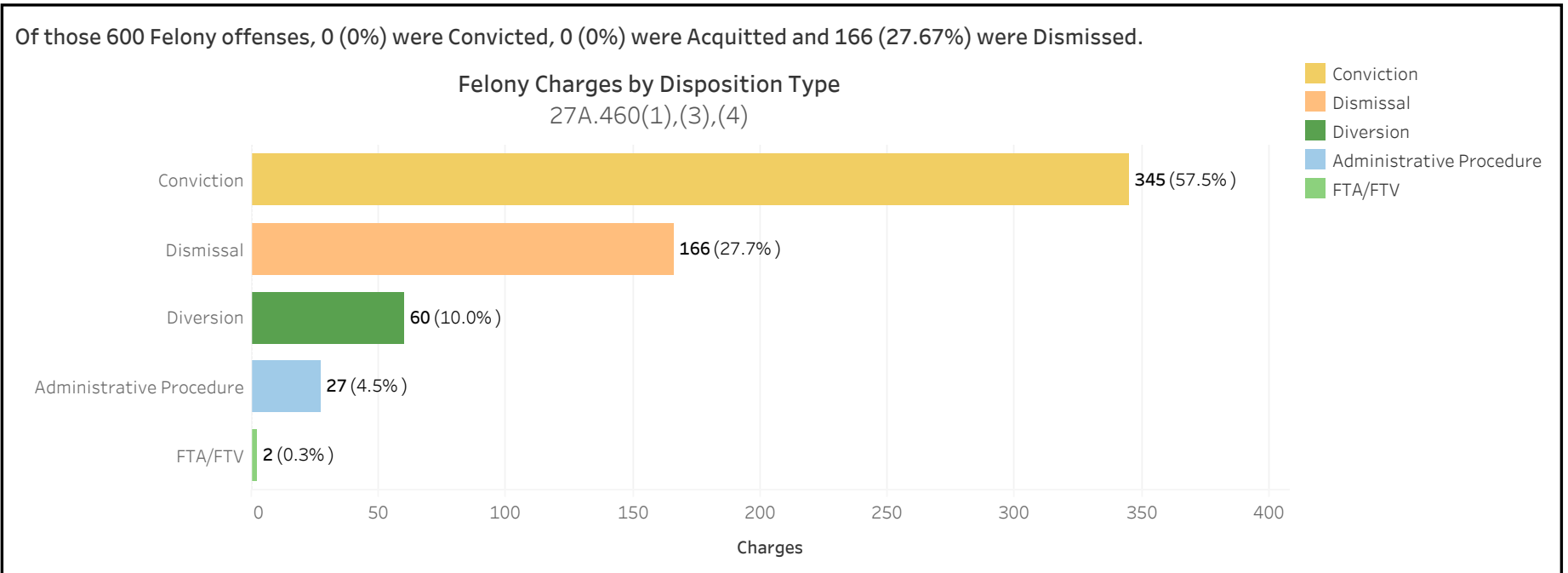


ADMINISTRATIVE OFFICE OF THE COURTS
Research and Statistics
 Annual Report FY 2022
 Circuit Court - Felony Criminal Cases

CASEY COUNTY

There were 600 Felony level offenses and 24 Non-Felony level offenses disposed within 315 Circuit Criminal cases during the Fiscal Year. Non-Felony offenses include Misdemeanor, Violation, Local Ordinance or Other level offenses within those cases.

		Charges	Cases
CASEY	Felony	600	295
	Felony amended to Non-Felony	24	



27A.460(1) Conviction Percentages
 27A.460(3) Percentage of Acquittals
 27A.460(4) Percentage of Dismissals

* A case may consist of one or multiple convicted charges, the distinct count on cases counts the case only once.
 * Other disposition types include: Denied, Extradition, Grand Jury, Granted, Merged, Mistrial, Grand Jury, Other, Remanded, and Sealed Records.



ADMINISTRATIVE OFFICE OF THE COURTS
Research and Statistics
 Annual Report FY 2022
 Circuit Court - Felony Criminal Cases

CASEY COUNTY

Felony Charges Convicted by Highest Penalty Type

Penalty Type	Felony			MISDEMEANOR			VIOLATION			Grand Total		
	Charges	% of Chgs	Cases	Charges	% of Chgs	Cases	Charges	% of Chgs	Cases	Charges	% of Chgs	Cases
Incarcerated Prison	226	65.9%	111	2	0.5%	2				228	27.3%	111
Incarcerated Jail	21	6.1%	20	211	53.1%	102				232	27.8%	108
Alternative: Home Incarcerati..				1	0.3%	1				1	0.1%	1
Alternative: Probation	95	27.7%	74	137	34.5%	66				232	27.8%	102
Alternative: Cond. Discharged				40	10.1%	21				40	4.8%	21
Alternative Sentence				6	1.5%	6				6	0.7%	6
Pay Fine							2	2.1%	2	2	0.2%	2
Other Penalty							89	94.7%	48	89	10.7%	48
No Sentence	1	0.3%	1				3	3.2%	2	4	0.5%	3
Grand Total	343	100.0%	204	397	100.0%	183	94	100.0%	51	834	100.0%	247

27A.460(2) Percentages of fines, imprisonment, or other penalty assessment

Original & Final Plea Type

		GUILTY	NOT GUILTY	UNKNOWN PLEA TYPE	Grand Total
Felony Charges	Original Plea	28 (4.7%)	376 (62.7%)	196 (32.7%)	600 (100.0%)
	Final Plea	402 (67.0%)	2 (0.3%)	196 (32.7%)	600 (100.0%)
Felony amended to Non-Felony	Original Plea			24 (100.0%)	24 (100.0%)
	Final Plea			24 (100.0%)	24 (100.0%)

27A.460(5) Percentage of pleas as charges

27A.460(6) Percentage of pleas to reduce charges

* A case may consist of one or multiple convicted charges, the distinct count on cases counts the case only once.

* Convicted charges, percent of charges and the distinct count of cases are sorted by the highest sentence penalty for each of the convicted charges (Guilty, Guilty - Multiple Counts, Prepayable Citation - Paid or Guilty - Sealed Sentence, Enhanced).



ADMINISTRATIVE OFFICE OF THE COURTS
Research and Statistics
 Annual Report FY 2022
 Circuit Court - Felony Criminal Cases

CASEY COUNTY

Cases can have multiple charges which are heard either by a Court Trial, Jury Trial, No Trial or by a combination of trial types. Depending upon the seriousness of the offense and the consequences of a Guilty verdict, defendants in Criminal Cases have the constitutional right to a jury of their peers. In a Jury Trial, the Judge decides questions of law and the jury decides whether the defendant is guilty or not guilty on each of the offenses charted. The cases are categorized by how all the charges within the case were disposed. If all charges were disposed by the same trial type, it is counted in the separate category, otherwise, it is counted within the "Mixed Trial" category. If a charge had no trial type entered or it had "No Trial", then it is counted in the "No Trial" category.

Cases by Trial Type
 27A.460(7), (8), (9), (10)

	Mixed Trial Types	No Trial	Grand Total
Felony Amended Down to Non-Felony	2 10.00%	18 90.00%	20 100.00%
Felony Charges	15 5.08%	280 94.92%	295 100.00%
Felony Convictions	10 4.90%	194 95.10%	204 100.00%

- 27A.460(7) Percentage of disposition to guilty as charged by trial
- 27A.460(8) Percentage of those found guilty of lesser charge by trial
- 27A.460(9) Percentage of cases where jury trial taken
- 27A.460(10) Percentage of trials which are bench (court) trials

Shock Probation by Disposition Type
 27A.440(3)(b)

	Denied	Granted	Grand Total
0026090 SHOCK PROBATION IN FELONY CONVICTIONS	65 98.48%	1 1.52%	66 100.00%

27A.440(3)(b) Extracted data on shock probation shall be placed in the annual report of the Administrative Office of the Courts

* A case may consist of one or multiple convicted charges, the distinct count on cases counts the case only once.
 * Other disposition types include: Denied, Extradition, Grand Jury, Granted, Merged, Mistrial, Grand Jury, Other, Remanded, and Sealed Records.



ADMINISTRATIVE OFFICE OF THE COURTS
Research and Statistics
 Annual Report FY 2022
 Circuit Court - Felony Criminal Cases

CASEY COUNTY

Youthful Offenders

There were 0 Felony level offenses and 0 Non-Felony level offenses disposed within 0 Circuit Criminal cases during the fiscal year. Non-Felony offenses include Misdemeanor, Violation, Local Ordinance, or Other level offenses within those cases.

27A.460(11)

Charges	Cases
0	0

27A.460(11) The number of juvenile offenders tried as an adult

Of the 0 Felony level offenses disposed within the Youthful Offender cases, 0 (None%) Charges were convicted

Youthful Offender

Felony Charges by Disposition Type	0	Grand Total	0

Note: A youth charged prior to their 18th birthday, proceeded against as a youthful offender under KRS 635.020(7) may not be included in the above.

KRS 635.020(7) If a person who is eighteen (18) or older and before the court is charged with a felony that occurred prior to his eighteenth birthday, the court shall, upon motion of the county attorney made prior to adjudication, and after the county attorney has consulted with the Commonwealth's Attorney, that the child be proceeded against as a youthful offender, proceed in accordance with the provisions of KRS 640.010.

* A case may consist of one or multiple convicted charges, the distinct count on cases counts the case only once.

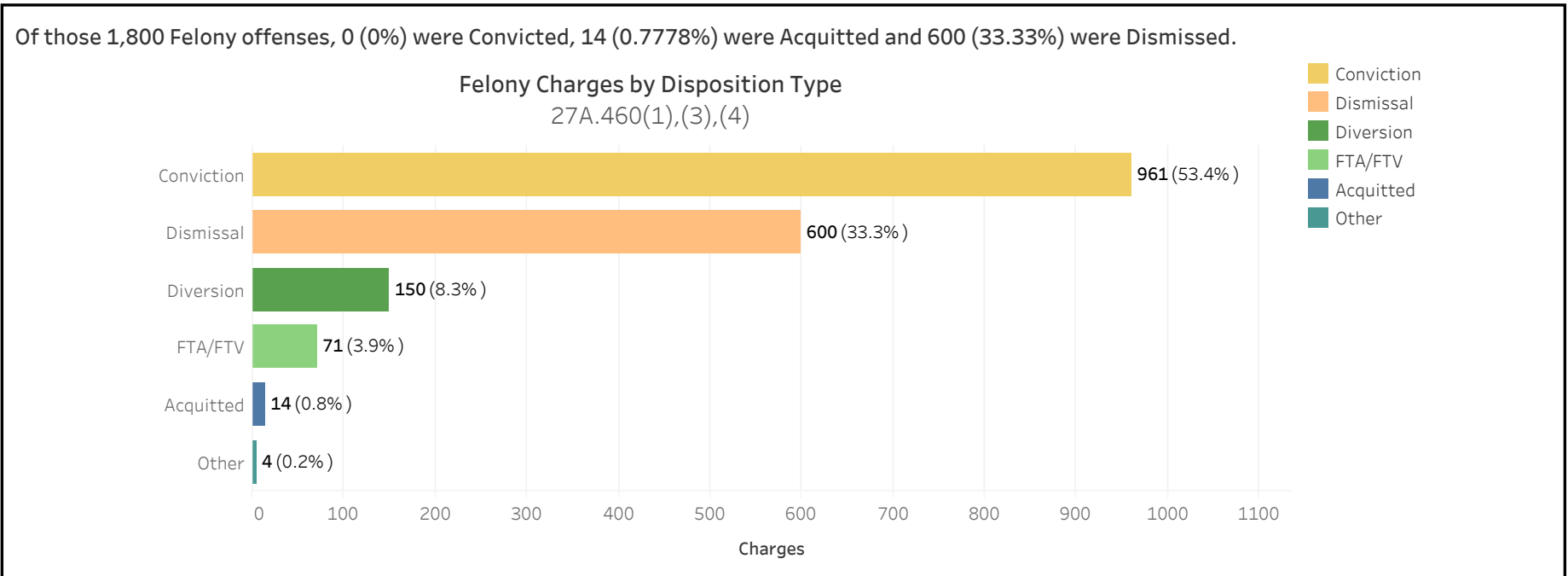


ADMINISTRATIVE OFFICE OF THE COURTS
Research and Statistics
 Annual Report FY 2022
 Circuit Court - Felony Criminal Cases

CHRISTIAN COUNTY

There were 1,800 Felony level offenses and 85 Non-Felony level offenses disposed within 936 Circuit Criminal cases during the Fiscal Year. Non-Felony offenses include Misdemeanor, Violation, Local Ordinance or Other level offenses within those cases.

		Charges	Cases
CHRISTIAN	Felony	1,800	878
	Felony amended to Non-Felony	85	



27A.460(1) Conviction Percentages
 27A.460(3) Percentage of Acquittals
 27A.460(4) Percentage of Dismissals

* A case may consist of one or multiple convicted charges, the distinct count on cases counts the case only once.
 * Other disposition types include: Denied, Extradition, Grand Jury, Granted, Merged, Mistrial, Grand Jury, Other, Remanded, and Sealed Records.



ADMINISTRATIVE OFFICE OF THE COURTS
Research and Statistics
 Annual Report FY 2022
 Circuit Court - Felony Criminal Cases

CHRISTIAN COUNTY

Felony Charges Convicted by Highest Penalty Type

Penalty Type	Felony			MISDEMEANOR			VIOLATION			Grand Total		
	Charges	% of Chgs	Cases	Charges	% of Chgs	Cases	Charges	% of Chgs	Cases	Charges	% of Chgs	Cases
Incarcerated Prison	356	37.4%	143	4	0.9%	3				360	24.9%	144
Incarcerated Jail	41	4.3%	32	126	28.3%	76	6	12.8%	5	173	12.0%	93
Alternative: Probation	391	41.0%	272	236	52.9%	144	10	21.3%	8	637	44.1%	314
Alternative: Cond. Discharged	2	0.2%	1	1	0.2%	1				3	0.2%	1
Alternative Sentence	5	0.5%	4	3	0.7%	3				8	0.6%	7
Pay Fine				2	0.4%	2	21	44.7%	19	23	1.6%	21
Pay Court Cost	24	2.5%	24	2	0.4%	2	8	17.0%	6	34	2.4%	32
Other Penalty	133	14.0%	69	70	15.7%	40	2	4.3%	2	205	14.2%	78
No Sentence	1	0.1%	1	2	0.4%	2				3	0.2%	3
Grand Total	953	100.0%	518	446	100.0%	267	47	100.0%	39	1,446	100.0%	585

27A.460(2) Percentages of fines, imprisonment, or other penalty assessment

Original & Final Plea Type

		GUILTY	NOT GUILTY	UNKNOWN PLEA TYPE	Grand Total
Felony Charges	Original Plea	12 (0.7%)	1,131 (62.8%)	657 (36.5%)	1,800 (100.0%)
	Final Plea	1,025 (56.9%)	118 (6.6%)	657 (36.5%)	1,800 (100.0%)
Felony amended to Non-Felony	Original Plea		6 (7.1%)	79 (92.9%)	85 (100.0%)
	Final Plea	3 (3.5%)	3 (3.5%)	79 (92.9%)	85 (100.0%)

27A.460(5) Percentage of pleas as charges

27A.460(6) Percentage of pleas to reduce charges

* A case may consist of one or multiple convicted charges, the distinct count on cases counts the case only once.

* Convicted charges, percent of charges and the distinct count of cases are sorted by the highest sentence penalty for each of the convicted charges (Guilty, Guilty - Multiple Counts, Prepayable Citation - Paid or Guilty - Sealed Sentence, Enhanced).



ADMINISTRATIVE OFFICE OF THE COURTS
Research and Statistics
 Annual Report FY 2022
 Circuit Court - Felony Criminal Cases

CHRISTIAN COUNTY

Cases can have multiple charges which are heard either by a Court Trial, Jury Trial, No Trial or by a combination of trial types. Depending upon the seriousness of the offense and the consequences of a Guilty verdict, defendants in Criminal Cases have the constitutional right to a jury of their peers. In a Jury Trial, the Judge decides questions of law and the jury decides whether the defendant is guilty or not guilty on each of the offenses charted. The cases are categorized by how all the charges within the case were disposed. If all charges were disposed by the same trial type, it is counted in the separate category, otherwise, it is counted within the "Mixed Trial" category. If a charge had no trial type entered or it had "No Trial", then it is counted in the "No Trial" category.

Cases by Trial Type
 27A.460(7), (8), (9), (10)

	Jury Trial	Mixed Trial Types	No Trial	Grand Total
Felony Amended Down to Non-Felony	2 3.45%	8 13.79%	48 82.76%	58 100.00%
Felony Charges	5 0.57%	107 12.19%	766 87.24%	878 100.00%
Felony Convictions	3 0.57%	88 16.86%	431 82.57%	522 100.00%

- 27A.460(7) Percentage of disposition to guilty as charged by trial
- 27A.460(8) Percentage of those found guilty of lesser charge by trial
- 27A.460(9) Percentage of cases where jury trial taken
- 27A.460(10) Percentage of trials which are bench (court) trials

Shock Probation by Disposition Type
 27A.440(3)(b)

	Denied	Granted	Grand Total
0026090 SHOCK PROBATION IN FELONY CONVICTIONS	139 52.65%	125 47.35%	264 100.00%

27A.440(3)(b) Extracted data on shock probation shall be placed in the annual report of the Administrative Office of the Courts

* A case may consist of one or multiple convicted charges, the distinct count on cases counts the case only once.
 * Other disposition types include: Denied, Extradition, Grand Jury, Granted, Merged, Mistrial, Grand Jury, Other, Remanded, and Sealed Records.



ADMINISTRATIVE OFFICE OF THE COURTS
Research and Statistics
 Annual Report FY 2022
 Circuit Court - Felony Criminal Cases

CHRISTIAN COUNTY

Youthful Offenders

There were 26 Felony level offenses and 0 Non-Felony level offenses disposed within 9 Circuit Criminal cases during the fiscal year. Non-Felony offenses include Misdemeanor, Violation, Local Ordinance, or Other level offenses within those cases.

27A.460(11)

	Charges	Cases
Felony	26	9
Felony amended to Non-Felony	0	0

27A.460(11) The number of juvenile offenders tried as an adult

Of the 26 Felony level offenses disposed within the Youthful Offender cases, 22 (84.62%) Charges were convicted

Youthful Offender

	Convictions	Dismissal	Others	Grand Total
Felony Charges by Disposition Type	22	1	3	26

Note: A youth charged prior to their 18th birthday, proceeded against as a youthful offender under KRS 635.020(7) may not be included in the above.

KRS 635.020(7) If a person who is eighteen (18) or older and before the court is charged with a felony that occurred prior to his eighteenth birthday, the court shall, upon motion of the county attorney made prior to adjudication, and after the county attorney has consulted with the Commonwealth's Attorney, that the child be proceeded against as a youthful offender, proceed in accordance with the provisions of KRS 640.010.

* A case may consist of one or multiple convicted charges, the distinct count on cases counts the case only once.

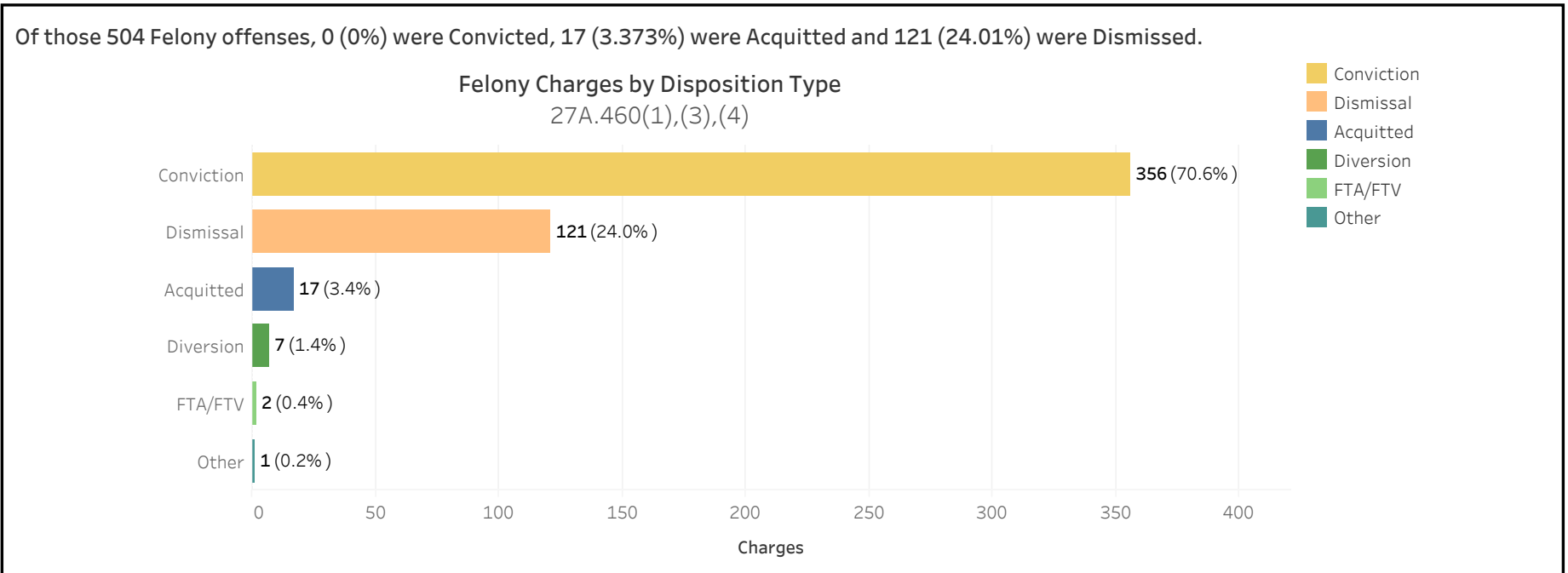


ADMINISTRATIVE OFFICE OF THE COURTS
Research and Statistics
 Annual Report FY 2022
 Circuit Court - Felony Criminal Cases

CLARK COUNTY

There were 504 Felony level offenses and 8 Non-Felony level offenses disposed within 231 Circuit Criminal cases during the Fiscal Year. Non-Felony offenses include Misdemeanor, Violation, Local Ordinance or Other level offenses within those cases.

		Charges	Cases
CLARK	Felony	504	226
	Felony amended to Non-Felony	8	



27A.460(1) Conviction Percentages
 27A.460(3) Percentage of Acquittals
 27A.460(4) Percentage of Dismissals

* A case may consist of one or multiple convicted charges, the distinct count on cases counts the case only once.
 * Other disposition types include: Denied, Extradition, Grand Jury, Granted, Merged, Mistrial, Grand Jury, Other, Remanded, and Sealed Records.



ADMINISTRATIVE OFFICE OF THE COURTS
Research and Statistics
 Annual Report FY 2022
 Circuit Court - Felony Criminal Cases

CLARK COUNTY

Felony Charges Convicted by Highest Penalty Type

Penalty Type	Felony			MISDEMEANOR			VIOLATION			Grand Total		
	Charges	% of Chgs	Cases	Charges	% of Chgs	Cases	Charges	% of Chgs	Cases	Charges	% of Chgs	Cases
Incarcerated Prison	80	22.6%	38							80	17.2%	38
Incarcerated Jail	68	19.2%	40	40	37.7%	20	2	50.0%	2	110	23.7%	46
Alternative: Probation	82	23.2%	55	29	27.4%	14				111	23.9%	57
Alternative: Cond. Discharged	1	0.3%	1	2	1.9%	2				3	0.6%	3
Alternative Sentence	60	16.9%	55	13	12.3%	12				73	15.7%	66
Pay Fine				1	0.9%	1				1	0.2%	1
Pay Court Cost	1	0.3%	1							1	0.2%	1
Other Penalty	62	17.5%	26	21	19.8%	13	2	50.0%	2	85	18.3%	36
Grand Total	354	100.0%	184	106	100.0%	55	4	100.0%	4	464	100.0%	189

27A.460(2) Percentages of fines, imprisonment, or other penalty assessment

Original & Final Plea Type

		GUILTY	NOT GUILTY	UNKNOWN PLEA TYPE	Grand Total
Felony Charges	Original Plea		452 (89.7%)	52 (10.3%)	504 (100.0%)
	Final Plea	357 (70.8%)	95 (18.8%)	52 (10.3%)	504 (100.0%)
Felony amended to Non-Felony	Original Plea		4 (50.0%)	4 (50.0%)	8 (100.0%)
	Final Plea		4 (50.0%)	4 (50.0%)	8 (100.0%)

27A.460(5) Percentage of pleas as charges

27A.460(6) Percentage of pleas to reduce charges

* A case may consist of one or multiple convicted charges, the distinct count on cases counts the case only once.

* Convicted charges, percent of charges and the distinct count of cases are sorted by the highest sentence penalty for each of the convicted charges (Guilty, Guilty - Multiple Counts, Prepayable Citation - Paid or Guilty - Sealed Sentence, Enhanced).



ADMINISTRATIVE OFFICE OF THE COURTS
Research and Statistics
 Annual Report FY 2022
 Circuit Court - Felony Criminal Cases

CLARK COUNTY

Cases can have multiple charges which are heard either by a Court Trial, Jury Trial, No Trial or by a combination of trial types. Depending upon the seriousness of the offense and the consequences of a Guilty verdict, defendants in Criminal Cases have the constitutional right to a jury of their peers. In a Jury Trial, the Judge decides questions of law and the jury decides whether the defendant is guilty or not guilty on each of the offenses charted. The cases are categorized by how all the charges within the case were disposed. If all charges were disposed by the same trial type, it is counted in the separate category, otherwise, it is counted within the "Mixed Trial" category. If a charge had no trial type entered or it had "No Trial", then it is counted in the "No Trial" category.

Cases by Trial Type
 27A.460(7), (8), (9), (10)

	Jury Trial	Mixed Trial Types	No Trial	Grand Total
Felony Amended Down to Non-Felony		2 40.00%	3 60.00%	5 100.00%
Felony Charges	1 0.44%	36 15.93%	189 83.63%	226 100.00%
Felony Convictions		29 15.76%	155 84.24%	184 100.00%

- 27A.460(7) Percentage of disposition to guilty as charged by trial
- 27A.460(8) Percentage of those found guilty of lesser charge by trial
- 27A.460(9) Percentage of cases where jury trial taken
- 27A.460(10) Percentage of trials which are bench (court) trials

Shock Probation by Disposition Type
 27A.440(3)(b)

	Denied	Granted	Grand Total
0026090 SHOCK PROBATION IN FELONY CONVICTIONS	7 46.67%	8 53.33%	15 100.00%

27A.440(3)(b) Extracted data on shock probation shall be placed in the annual report of the Administrative Office of the Courts

* A case may consist of one or multiple convicted charges, the distinct count on cases counts the case only once.
 * Other disposition types include: Denied, Extradition, Grand Jury, Granted, Merged, Mistrial, Grand Jury, Other, Remanded, and Sealed Records.



ADMINISTRATIVE OFFICE OF THE COURTS
Research and Statistics
Annual Report FY 2022
Circuit Court - Felony Criminal Cases

CLARK COUNTY

Youthful Offenders

There were 3 Felony level offenses and 0 Non-Felony level offenses disposed within 2 Circuit Criminal cases during the fiscal year. Non-Felony offenses include Misdemeanor, Violation, Local Ordinance, or Other level offenses within those cases.

27A.460(11)

	Charges	Cases
Felony	3	2
Felony amended to Non-Felony	0	0

27A.460(11) The number of juvenile offenders tried as an adult

Of the 3 Felony level offenses disposed within the Youthful Offender cases, 2 (66.67%) Charges were convicted

Youthful Offender

	Convictions	Dismissal	Grand Total
Felony Charges by Disposition Type	2	1	3

Note: A youth charged prior to their 18th birthday, proceeded against as a youthful offender under KRS 635.020(7) may not be included in the above.

KRS 635.020(7) If a person who is eighteen (18) or older and before the court is charged with a felony that occurred prior to his eighteenth birthday, the court shall, upon motion of the county attorney made prior to adjudication, and after the county attorney has consulted with the Commonwealth's Attorney, that the child be proceeded against as a youthful offender, proceed in accordance with the provisions of KRS 640.010.

* A case may consist of one or multiple convicted charges, the distinct count on cases counts the case only once.

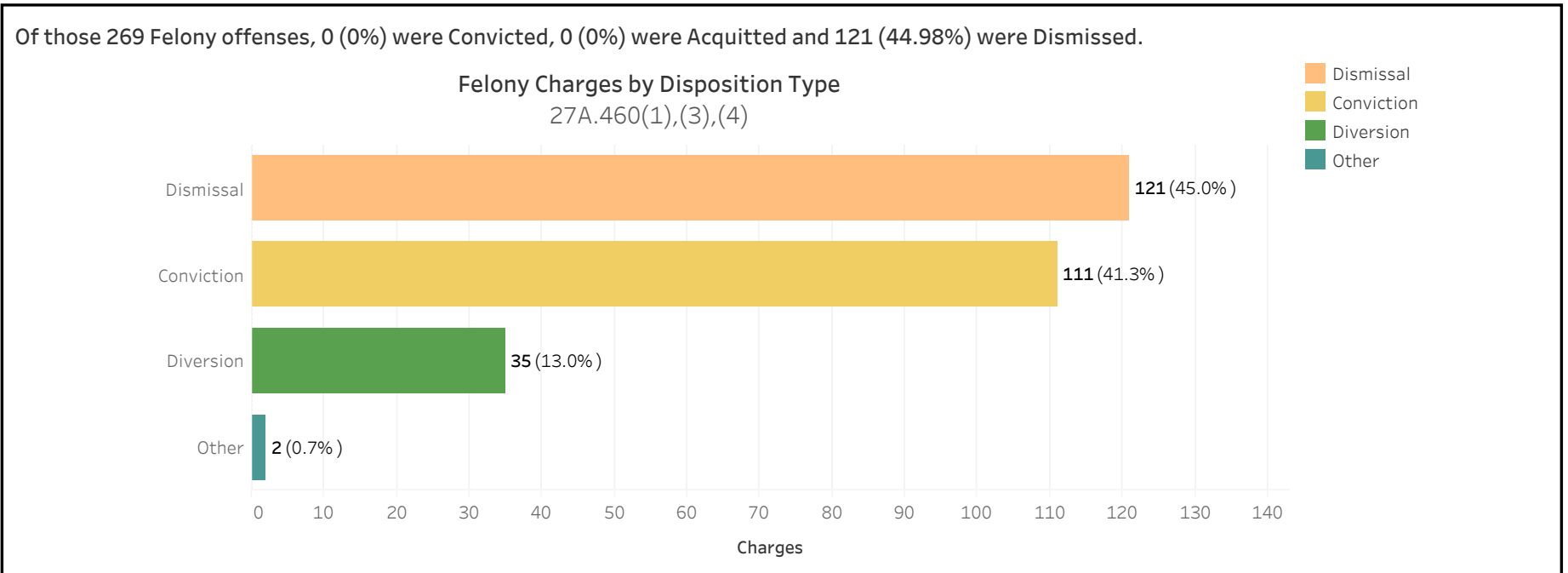


ADMINISTRATIVE OFFICE OF THE COURTS
Research and Statistics
 Annual Report FY 2022
 Circuit Court - Felony Criminal Cases

CLAY COUNTY

There were 269 Felony level offenses and 21 Non-Felony level offenses disposed within 180 Circuit Criminal cases during the Fiscal Year. Non-Felony offenses include Misdemeanor, Violation, Local Ordinance or Other level offenses within those cases.

		Charges	Cases
CLAY	Felony	269	159
	Felony amended to Non-Felony	21	



27A.460(1) Conviction Percentages
 27A.460(3) Percentage of Acquittals
 27A.460(4) Percentage of Dismissals

* A case may consist of one or multiple convicted charges, the distinct count on cases counts the case only once.
 * Other disposition types include: Denied, Extradition, Grand Jury, Granted, Merged, Mistrial, Grand Jury, Other, Remanded, and Sealed Records.



ADMINISTRATIVE OFFICE OF THE COURTS
Research and Statistics
 Annual Report FY 2022
 Circuit Court - Felony Criminal Cases

CLAY COUNTY

Felony Charges Convicted by Highest Penalty Type

Penalty Type	Felony			MISDEMEANOR			Grand Total		
	Charges	% of Chgs	Cases	Charges	% of Chgs	Cases	Charges	% of Chgs	Cases
Incarcerated Prison	48	43.2%	34				48	32.0%	34
Incarcerated Jail	18	16.2%	13	12	30.8%	8	30	20.0%	20
Alternative: Probation	38	34.2%	22	10	25.6%	7	48	32.0%	28
Alternative: Cond. Discharged				2	5.1%	2	2	1.3%	2
Pay Fine				4	10.3%	4	4	2.7%	4
Pay Court Cost	1	0.9%	1				1	0.7%	1
Other Penalty	5	4.5%	5	10	25.6%	7	15	10.0%	12
No Sentence	1	0.9%	1	1	2.6%	1	2	1.3%	2
Grand Total	111	100.0%	71	39	100.0%	28	150	100.0%	94

27A.460(2) Percentages of fines, imprisonment, or other penalty assessment

Original & Final Plea Type

		GUILTY	NOT GUILTY	UNKNOWN PLEA TYPE	Grand Total
Felony Charges	Original Plea	2 (0.7%)	23 (8.6%)	244 (90.7%)	269 (100.0%)
	Final Plea	25 (9.3%)		244 (90.7%)	269 (100.0%)
Felony amended to Non-Felony	Original Plea			21 (100.0%)	21 (100.0%)
	Final Plea			21 (100.0%)	21 (100.0%)

27A.460(5) Percentage of pleas as charges

27A.460(6) Percentage of pleas to reduce charges

* A case may consist of one or multiple convicted charges, the distinct count on cases counts the case only once.

* Convicted charges, percent of charges and the distinct count of cases are sorted by the highest sentence penalty for each of the convicted charges (Guilty, Guilty - Multiple Counts, Prepayable Citation - Paid or Guilty - Sealed Sentence, Enhanced).



ADMINISTRATIVE OFFICE OF THE COURTS
Research and Statistics
 Annual Report FY 2022
 Circuit Court - Felony Criminal Cases

CLAY COUNTY

Cases can have multiple charges which are heard either by a Court Trial, Jury Trial, No Trial or by a combination of trial types. Depending upon the seriousness of the offense and the consequences of a Guilty verdict, defendants in Criminal Cases have the constitutional right to a jury of their peers. In a Jury Trial, the Judge decides questions of law and the jury decides whether the defendant is guilty or not guilty on each of the offenses charted. The cases are categorized by how all the charges within the case were disposed. If all charges were disposed by the same trial type, it is counted in the separate category, otherwise, it is counted within the "Mixed Trial" category. If a charge had no trial type entered or it had "No Trial", then it is counted in the "No Trial" category.

Cases by Trial Type
 27A.460(7), (8), (9), (10)

	Jury Trial	Mixed Trial Types	No Trial	Grand Total
Felony Amended Down to Non-Felony		2 9.52%	19 90.48%	21 100.00%
Felony Charges	1 0.63%	6 3.77%	152 95.60%	159 100.00%
Felony Convictions	1 1.41%		70 98.59%	71 100.00%

- 27A.460(7) Percentage of disposition to guilty as charged by trial
- 27A.460(8) Percentage of those found guilty of lesser charge by trial
- 27A.460(9) Percentage of cases where jury trial taken
- 27A.460(10) Percentage of trials which are bench (court) trials

Shock Probation by Disposition Type
 27A.440(3)(b)

	Grand Total
0	0

27A.440(3)(b) Extracted data on shock probation shall be placed in the annual report of the Administrative Office of the Courts

* A case may consist of one or multiple convicted charges, the distinct count on cases counts the case only once.
 * Other disposition types include: Denied, Extradition, Grand Jury, Granted, Merged, Mistrial, Grand Jury, Other, Remanded, and Sealed Records.



ADMINISTRATIVE OFFICE OF THE COURTS
Research and Statistics
Annual Report FY 2022
Circuit Court - Felony Criminal Cases

CLAY COUNTY

Youthful Offenders

There were 0 Felony level offenses and 0 Non-Felony level offenses disposed within 0 Circuit Criminal cases during the fiscal year. Non-Felony offenses include Misdemeanor, Violation, Local Ordinance, or Other level offenses within those cases.

27A.460(11)

	Charges	Cases
	0	0

27A.460(11) The number of juvenile offenders tried as an adult

Of the 0 Felony level offenses disposed within the Youthful Offender cases, 0 (None%) Charges were convicted

Youthful Offender

		Grand Total
Felony Charges by Disposition Type	0	0

Note: A youth charged prior to their 18th birthday, proceeded against as a youthful offender under KRS 635.020(7) may not be included in the above.

KRS 635.020(7) If a person who is eighteen (18) or older and before the court is charged with a felony that occurred prior to his eighteenth birthday, the court shall, upon motion of the county attorney made prior to adjudication, and after the county attorney has consulted with the Commonwealth's Attorney, that the child be proceeded against as a youthful offender, proceed in accordance with the provisions of KRS 640.010.

* A case may consist of one or multiple convicted charges, the distinct count on cases counts the case only once.

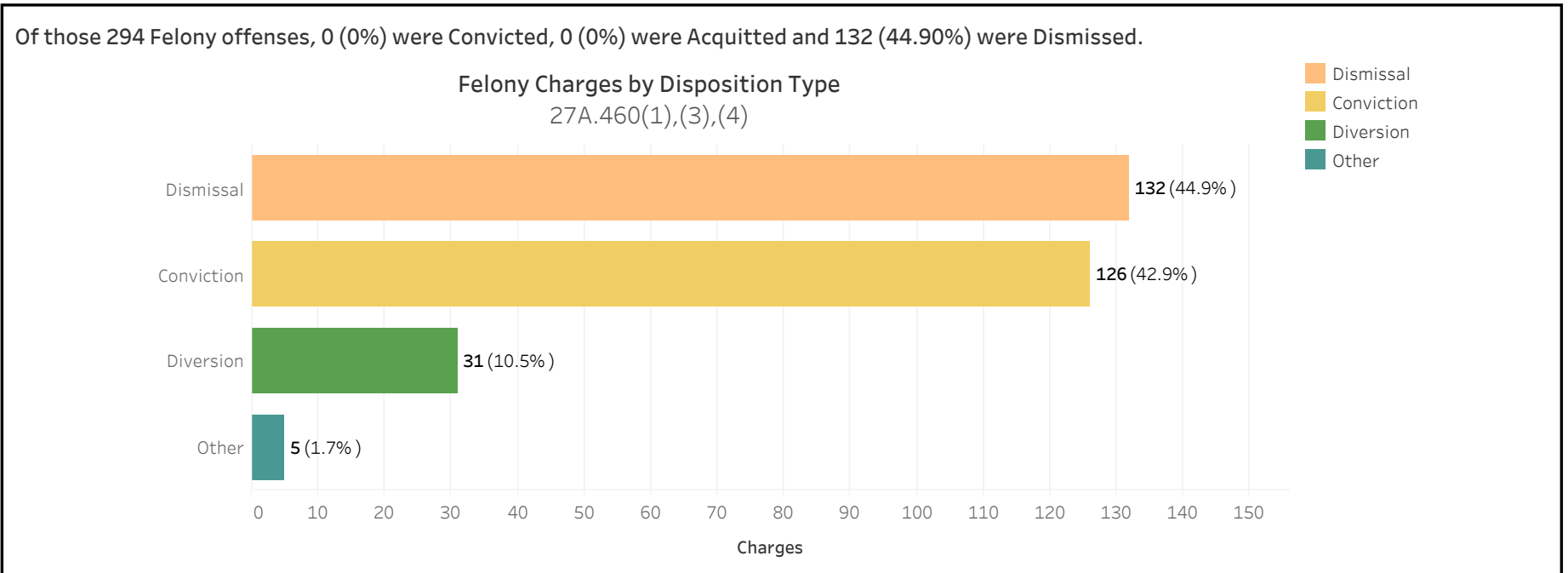


ADMINISTRATIVE OFFICE OF THE COURTS
Research and Statistics
 Annual Report FY 2022
 Circuit Court - Felony Criminal Cases

CLINTON COUNTY

There were 294 Felony level offenses and 6 Non-Felony level offenses disposed within 158 Circuit Criminal cases during the Fiscal Year. Non-Felony offenses include Misdemeanor, Violation, Local Ordinance or Other level offenses within those cases.

		Charges	Cases
CLINTON	Felony	294	152
	Felony amended to Non-Felony	6	



27A.460(1) Conviction Percentages
 27A.460(3) Percentage of Acquittals
 27A.460(4) Percentage of Dismissals

* A case may consist of one or multiple convicted charges, the distinct count on cases counts the case only once.
 * Other disposition types include: Denied, Extradition, Grand Jury, Granted, Merged, Mistrial, Grand Jury, Other, Remanded, and Sealed Records.



ADMINISTRATIVE OFFICE OF THE COURTS
Research and Statistics
 Annual Report FY 2022
 Circuit Court - Felony Criminal Cases

CLINTON COUNTY

Felony Charges Convicted by Highest Penalty Type

Penalty Type	Felony			MISDEMEANOR			Grand Total		
	Charges	% of Chgs	Cases	Charges	% of Chgs	Cases	Charges	% of Chgs	Cases
Incarcerated Prison	74	62.2%	59				74	54.8%	59
Incarcerated Jail	6	5.0%	6	2	12.5%	2	8	5.9%	8
Alternative: Home Incarcerati..	3	2.5%	3				3	2.2%	3
Alternative: Probation	36	30.3%	27	6	37.5%	6	42	31.1%	32
Alternative Sentence				1	6.3%	1	1	0.7%	1
Pay Fine				4	25.0%	3	4	3.0%	3
Pay Court Cost				1	6.3%	1	1	0.7%	1
Other Penalty				1	6.3%	1	1	0.7%	1
No Sentence				1	6.3%	1	1	0.7%	1
Grand Total	119	100.0%	92	16	100.0%	13	135	100.0%	99

27A.460(2) Percentages of fines, imprisonment, or other penalty assessment

Original & Final Plea Type

		GUILTY	NOT GUILTY	UNKNOWN PLEA TYPE	Grand Total
Felony Charges	Original Plea	6 (2.0%)	141 (48.0%)	147 (50.0%)	294 (100.0%)
	Final Plea	141 (48.0%)	6 (2.0%)	147 (50.0%)	294 (100.0%)
Felony amended to Non-Felony	Original Plea			6 (100.0%)	6 (100.0%)
	Final Plea			6 (100.0%)	6 (100.0%)

27A.460(5) Percentage of pleas as charges

27A.460(6) Percentage of pleas to reduce charges

* A case may consist of one or multiple convicted charges, the distinct count on cases counts the case only once.

* Convicted charges, percent of charges and the distinct count of cases are sorted by the highest sentence penalty for each of the convicted charges (Guilty, Guilty - Multiple Counts, Prepayable Citation - Paid or Guilty - Sealed Sentence, Enhanced).



ADMINISTRATIVE OFFICE OF THE COURTS
Research and Statistics
 Annual Report FY 2022
 Circuit Court - Felony Criminal Cases

CLINTON COUNTY

Cases can have multiple charges which are heard either by a Court Trial, Jury Trial, No Trial or by a combination of trial types. Depending upon the seriousness of the offense and the consequences of a Guilty verdict, defendants in Criminal Cases have the constitutional right to a jury of their peers. In a Jury Trial, the Judge decides questions of law and the jury decides whether the defendant is guilty or not guilty on each of the offenses charted. The cases are categorized by how all the charges within the case were disposed. If all charges were disposed by the same trial type, it is counted in the separate category, otherwise, it is counted within the "Mixed Trial" category. If a charge had no trial type entered or it had "No Trial", then it is counted in the "No Trial" category.

Cases by Trial Type
 27A.460(7), (8), (9), (10)

	Mixed Trial Types	No Trial	Grand Total
Felony Amended Down to Non-Felony		6 100.00%	6 100.00%
Felony Charges	12 7.89%	140 92.11%	152 100.00%
Felony Convictions	7 7.53%	86 92.47%	93 100.00%

- 27A.460(7) Percentage of disposition to guilty as charged by trial
- 27A.460(8) Percentage of those found guilty of lesser charge by trial
- 27A.460(9) Percentage of cases where jury trial taken
- 27A.460(10) Percentage of trials which are bench (court) trials

Shock Probation by Disposition Type
 27A.440(3)(b)

	Denied	Granted	Others	Grand Total
0026090 SHOCK PROBATION IN FELONY CONVICTIONS	14 53.85%	10 38.46%	2 7.69%	26 100.00%

27A.440(3)(b) Extracted data on shock probation shall be placed in the annual report of the Administrative Office of the Courts

* A case may consist of one or multiple convicted charges, the distinct count on cases counts the case only once.
 * Other disposition types include: Denied, Extradition, Grand Jury, Granted, Merged, Mistrial, Grand Jury, Other, Remanded, and Sealed Records.



ADMINISTRATIVE OFFICE OF THE COURTS
Research and Statistics
 Annual Report FY 2022
 Circuit Court - Felony Criminal Cases

CLINTON COUNTY

Youthful Offenders

There were 0 Felony level offenses and 0 Non-Felony level offenses disposed within 0 Circuit Criminal cases during the fiscal year. Non-Felony offenses include Misdemeanor, Violation, Local Ordinance, or Other level offenses within those cases.

27A.460(11)

Charges	Cases
0	0

27A.460(11) The number of juvenile offenders tried as an adult

Of the 0 Felony level offenses disposed within the Youthful Offender cases, 0 (None%) Charges were convicted

Youthful Offender

Felony Charges by Disposition Type	0	Grand Total	0

Note: A youth charged prior to their 18th birthday, proceeded against as a youthful offender under KRS 635.020(7) may not be included in the above.

KRS 635.020(7) If a person who is eighteen (18) or older and before the court is charged with a felony that occurred prior to his eighteenth birthday, the court shall, upon motion of the county attorney made prior to adjudication, and after the county attorney has consulted with the Commonwealth's Attorney, that the child be proceeded against as a youthful offender, proceed in accordance with the provisions of KRS 640.010.

* A case may consist of one or multiple convicted charges, the distinct count on cases counts the case only once.

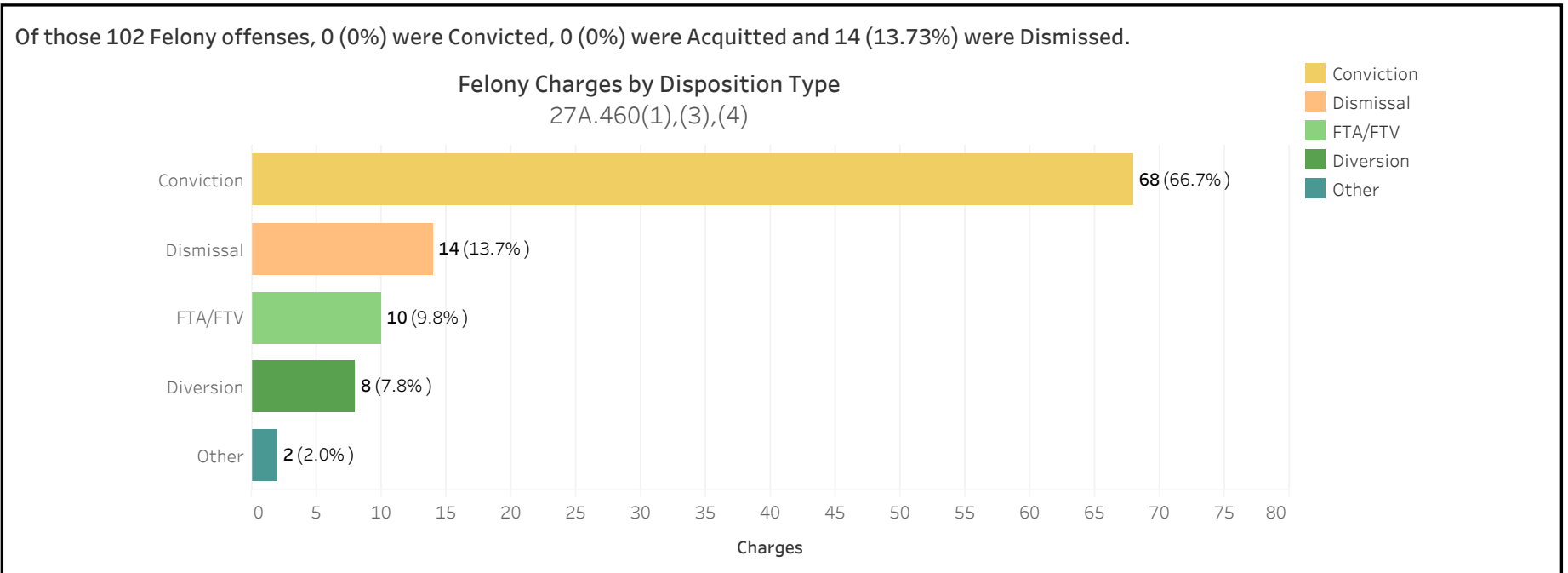


ADMINISTRATIVE OFFICE OF THE COURTS
Research and Statistics
 Annual Report FY 2022
 Circuit Court - Felony Criminal Cases

CRITTENDEN COUNTY

There were 102 Felony level offenses and 0 Non-Felony level offenses disposed within 65 Circuit Criminal cases during the Fiscal Year. Non-Felony offenses include Misdemeanor, Violation, Local Ordinance or Other level offenses within those cases.

	Charges	Cases
CRITTENDEN Felony	102	65
Felony amended to Non-Felony	0	



27A.460(1) Conviction Percentages
 27A.460(3) Percentage of Acquittals
 27A.460(4) Percentage of Dismissals

* A case may consist of one or multiple convicted charges, the distinct count on cases counts the case only once.
 * Other disposition types include: Denied, Extradition, Grand Jury, Granted, Merged, Mistrial, Grand Jury, Other, Remanded, and Sealed Records.



ADMINISTRATIVE OFFICE OF THE COURTS
Research and Statistics
 Annual Report FY 2022
 Circuit Court - Felony Criminal Cases

CRITTENDEN COUNTY

Felony Charges Convicted by Highest Penalty Type

Penalty Type	Felony			MISDEMEANOR			VIOLATION			Grand Total		
	Charges	% of Chgs	Cases	Charges	% of Chgs	Cases	Charges	% of Chgs	Cases	Charges	% of Chgs	Cases
Incarcerated Prison	42	61.8%	24							42	25.5%	24
Incarcerated Jail	13	19.1%	12	45	75.0%	22				58	35.2%	25
Alternative: Probation	13	19.1%	8	15	25.0%	5				28	17.0%	8
Pay Fine							16	43.2%	10	16	9.7%	10
Other Penalty							19	51.4%	2	19	11.5%	2
No Sentence							2	5.4%	1	2	1.2%	1
Grand Total	68	100.0%	41	60	100.0%	27	37	100.0%	11	165	100.0%	41

27A.460(2) Percentages of fines, imprisonment, or other penalty assessment

Original & Final Plea Type

Felony Charges		UNKNOWN PLEA TYPE		Grand Total
		Original Plea	Final Plea	
	Original Plea	102 (100.0%)		102 (100.0%)
	Final Plea		102 (100.0%)	102 (100.0%)

27A.460(5) Percentage of pleas as charges
 27A.460(6) Percentage of pleas to reduce charges

* A case may consist of one or multiple convicted charges, the distinct count on cases counts the case only once.
 * Convicted charges, percent of charges and the distinct count of cases are sorted by the highest sentence penalty for each of the convicted charges (Guilty, Guilty - Multiple Counts, Prepayable Citation - Paid or Guilty - Sealed Sentence, Enhanced).



ADMINISTRATIVE OFFICE OF THE COURTS
Research and Statistics
 Annual Report FY 2022
 Circuit Court - Felony Criminal Cases

CRITTENDEN COUNTY

Cases can have multiple charges which are heard either by a Court Trial, Jury Trial, No Trial or by a combination of trial types. Depending upon the seriousness of the offense and the consequences of a Guilty verdict, defendants in Criminal Cases have the constitutional right to a jury of their peers. In a Jury Trial, the Judge decides questions of law and the jury decides whether the defendant is guilty or not guilty on each of the offenses charted. The cases are categorized by how all the charges within the case were disposed. If all charges were disposed by the same trial type, it is counted in the separate category, otherwise, it is counted within the "Mixed Trial" category. If a charge had no trial type entered or it had "No Trial", then it is counted in the "No Trial" category.

Cases by Trial Type
 27A.460(7), (8), (9), (10)

	Mixed Trial Types	No Trial	Grand Total
Felony Charges	1 1.54%	64 98.46%	65 100.00%
Felony Convictions	1 2.44%	40 97.56%	41 100.00%

- 27A.460(7) Percentage of disposition to guilty as charged by trial
- 27A.460(8) Percentage of those found guilty of lesser charge by trial
- 27A.460(9) Percentage of cases where jury trial taken
- 27A.460(10) Percentage of trials which are bench (court) trials

Shock Probation by Disposition Type
 27A.440(3)(b)

	Denied	Granted	Grand Total
0026090 SHOCK PROBATION IN FELONY CONVICTIONS	7 29.17%	17 70.83%	24 100.00%

27A.440(3)(b) Extracted data on shock probation shall be placed in the annual report of the Administrative Office of the Courts

* A case may consist of one or multiple convicted charges, the distinct count on cases counts the case only once.
 * Other disposition types include: Denied, Extradition, Grand Jury, Granted, Merged, Mistrial, Grand Jury, Other, Remanded, and Sealed Records.



ADMINISTRATIVE OFFICE OF THE COURTS
Research and Statistics
 Annual Report FY 2022
 Circuit Court - Felony Criminal Cases

CRITTENDEN COUNTY

Youthful Offenders

There were 0 Felony level offenses and 0 Non-Felony level offenses disposed within 0 Circuit Criminal cases during the fiscal year. Non-Felony offenses include Misdemeanor, Violation, Local Ordinance, or Other level offenses within those cases.

27A.460(11)

Charges	Cases
0	0

27A.460(11) The number of juvenile offenders tried as an adult

Of the 0 Felony level offenses disposed within the Youthful Offender cases, 0 (None%) Charges were convicted

Youthful Offender

Felony Charges by Disposition Type	0	Grand Total
	0	0

Note: A youth charged prior to their 18th birthday, proceeded against as a youthful offender under KRS 635.020(7) may not be included in the above.

KRS 635.020(7) If a person who is eighteen (18) or older and before the court is charged with a felony that occurred prior to his eighteenth birthday, the court shall, upon motion of the county attorney made prior to adjudication, and after the county attorney has consulted with the Commonwealth's Attorney, that the child be proceeded against as a youthful offender, proceed in accordance with the provisions of KRS 640.010.

* A case may consist of one or multiple convicted charges, the distinct count on cases counts the case only once.

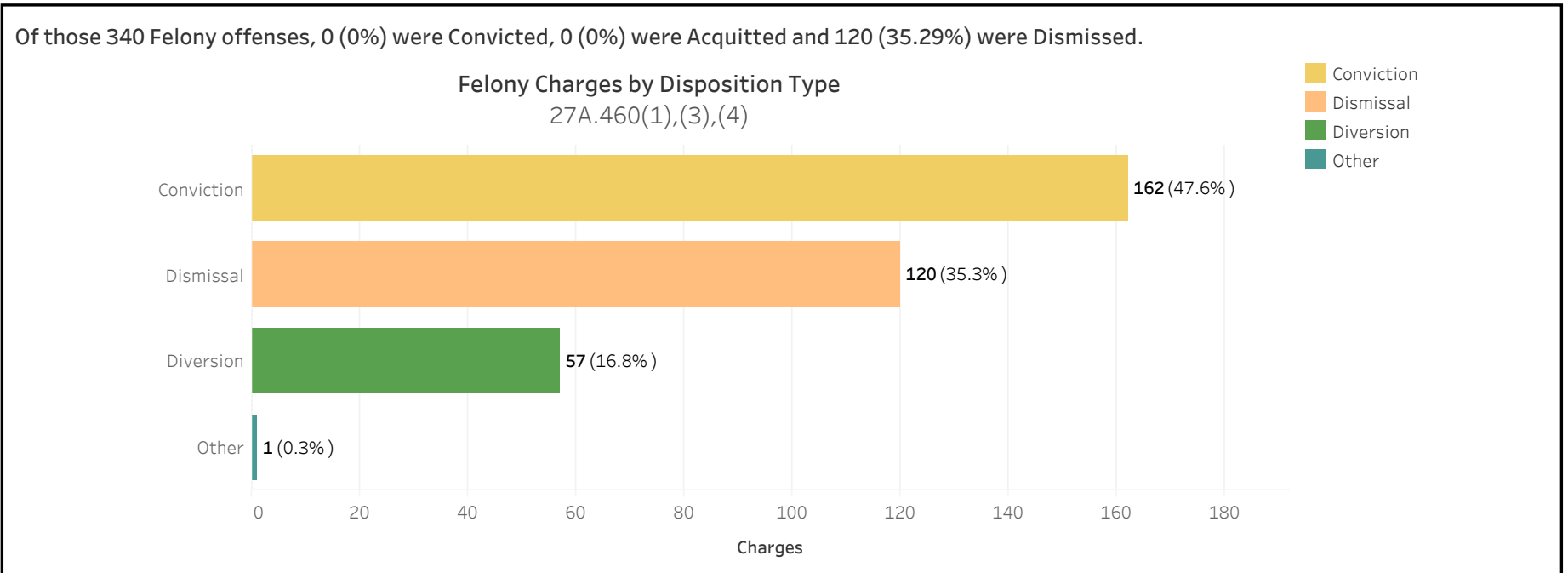


ADMINISTRATIVE OFFICE OF THE COURTS
Research and Statistics
 Annual Report FY 2022
 Circuit Court - Felony Criminal Cases

CUMBERLAND COUNTY

There were 340 Felony level offenses and 11 Non-Felony level offenses disposed within 203 Circuit Criminal cases during the Fiscal Year. Non-Felony offenses include Misdemeanor, Violation, Local Ordinance or Other level offenses within those cases.

		Charges	Cases
CUMBERLAND	Felony	340	192
	Felony amended to Non-Felony	11	



27A.460(1) Conviction Percentages
 27A.460(3) Percentage of Acquittals
 27A.460(4) Percentage of Dismissals

* A case may consist of one or multiple convicted charges, the distinct count on cases counts the case only once.
 * Other disposition types include: Denied, Extradition, Grand Jury, Granted, Merged, Mistrial, Grand Jury, Other, Remanded, and Sealed Records.



ADMINISTRATIVE OFFICE OF THE COURTS
Research and Statistics
 Annual Report FY 2022
 Circuit Court - Felony Criminal Cases

CUMBERLAND COUNTY

Felony Charges Convicted by Highest Penalty Type

Penalty Type	Felony			MISDEMEANOR			VIOLATION			Grand Total		
	Charges	% of Chgs	Cases	Charges	% of Chgs	Cases	Charges	% of Chgs	Cases	Charges	% of Chgs	Cases
Incarcerated Prison	72	49.3%	44							72	34.1%	44
Incarcerated Jail	10	6.8%	8	17	26.6%	17				27	12.8%	25
Alternative: Home Incarceration	7	4.8%	6							7	3.3%	6
Alternative: Probation	57	39.0%	49	10	15.6%	8				67	31.8%	57
Pay Fine				37	57.8%	33	1	100.0%	1	38	18.0%	33
Grand Total	146	100.0%	106	64	100.0%	56	1	100.0%	1	211	100.0%	139

27A.460(2) Percentages of fines, imprisonment, or other penalty assessment

Original & Final Plea Type

		GUILTY	NOT GUILTY	UNKNOWN PLEA TYPE	Grand Total
Felony Charges	Original Plea		131 (38.5%)	209 (61.5%)	340 (100.0%)
	Final Plea	131 (38.5%)		209 (61.5%)	340 (100.0%)
Felony amended to Non-Felony	Original Plea			11 (100.0%)	11 (100.0%)
	Final Plea			11 (100.0%)	11 (100.0%)

27A.460(5) Percentage of pleas as charges

27A.460(6) Percentage of pleas to reduce charges

* A case may consist of one or multiple convicted charges, the distinct count on cases counts the case only once.

* Convicted charges, percent of charges and the distinct count of cases are sorted by the highest sentence penalty for each of the convicted charges (Guilty, Guilty - Multiple Counts, Prepayable Citation - Paid or Guilty - Sealed Sentence, Enhanced).



ADMINISTRATIVE OFFICE OF THE COURTS
Research and Statistics
 Annual Report FY 2022
 Circuit Court - Felony Criminal Cases

CUMBERLAND COUNTY

Cases can have multiple charges which are heard either by a Court Trial, Jury Trial, No Trial or by a combination of trial types. Depending upon the seriousness of the offense and the consequences of a Guilty verdict, defendants in Criminal Cases have the constitutional right to a jury of their peers. In a Jury Trial, the Judge decides questions of law and the jury decides whether the defendant is guilty or not guilty on each of the offenses charted. The cases are categorized by how all the charges within the case were disposed. If all charges were disposed by the same trial type, it is counted in the separate category, otherwise, it is counted within the "Mixed Trial" category. If a charge had no trial type entered or it had "No Trial", then it is counted in the "No Trial" category.

Cases by Trial Type
 27A.460(7), (8), (9), (10)

	Mixed Trial Types	No Trial	Grand Total
Felony Amended Down to Non-Felony	1 9.09%	10 90.91%	11 100.00%
Felony Charges	9 4.69%	183 95.31%	192 100.00%
Felony Convictions	9 8.49%	97 91.51%	106 100.00%

- 27A.460(7) Percentage of disposition to guilty as charged by trial
- 27A.460(8) Percentage of those found guilty of lesser charge by trial
- 27A.460(9) Percentage of cases where jury trial taken
- 27A.460(10) Percentage of trials which are bench (court) trials

Shock Probation by Disposition Type
 27A.440(3)(b)

	Denied	Granted	Grand Total
0026090 SHOCK PROBATION IN FELONY CONVICTIONS	5 62.50%	3 37.50%	8 100.00%

27A.440(3)(b) Extracted data on shock probation shall be placed in the annual report of the Administrative Office of the Courts

* A case may consist of one or multiple convicted charges, the distinct count on cases counts the case only once.
 * Other disposition types include: Denied, Extradition, Grand Jury, Granted, Merged, Mistrial, Grand Jury, Other, Remanded, and Sealed Records.



ADMINISTRATIVE OFFICE OF THE COURTS
Research and Statistics
Annual Report FY 2022
Circuit Court - Felony Criminal Cases

CUMBERLAND COUNTY

Youthful Offenders

There were 0 Felony level offenses and 0 Non-Felony level offenses disposed within 0 Circuit Criminal cases during the fiscal year. Non-Felony offenses include Misdemeanor, Violation, Local Ordinance, or Other level offenses within those cases.

27A.460(11)

	Charges	Cases
	0	0

27A.460(11) The number of juvenile offenders tried as an adult

Of the 0 Felony level offenses disposed within the Youthful Offender cases, 0 (None%) Charges were convicted

Youthful Offender

		Grand Total
Felony Charges by Disposition Type	0	0

Note: A youth charged prior to their 18th birthday, proceeded against as a youthful offender under KRS 635.020(7) may not be included in the above.

KRS 635.020(7) If a person who is eighteen (18) or older and before the court is charged with a felony that occurred prior to his eighteenth birthday, the court shall, upon motion of the county attorney made prior to adjudication, and after the county attorney has consulted with the Commonwealth's Attorney, that the child be proceeded against as a youthful offender, proceed in accordance with the provisions of KRS 640.010.

* A case may consist of one or multiple convicted charges, the distinct count on cases counts the case only once.

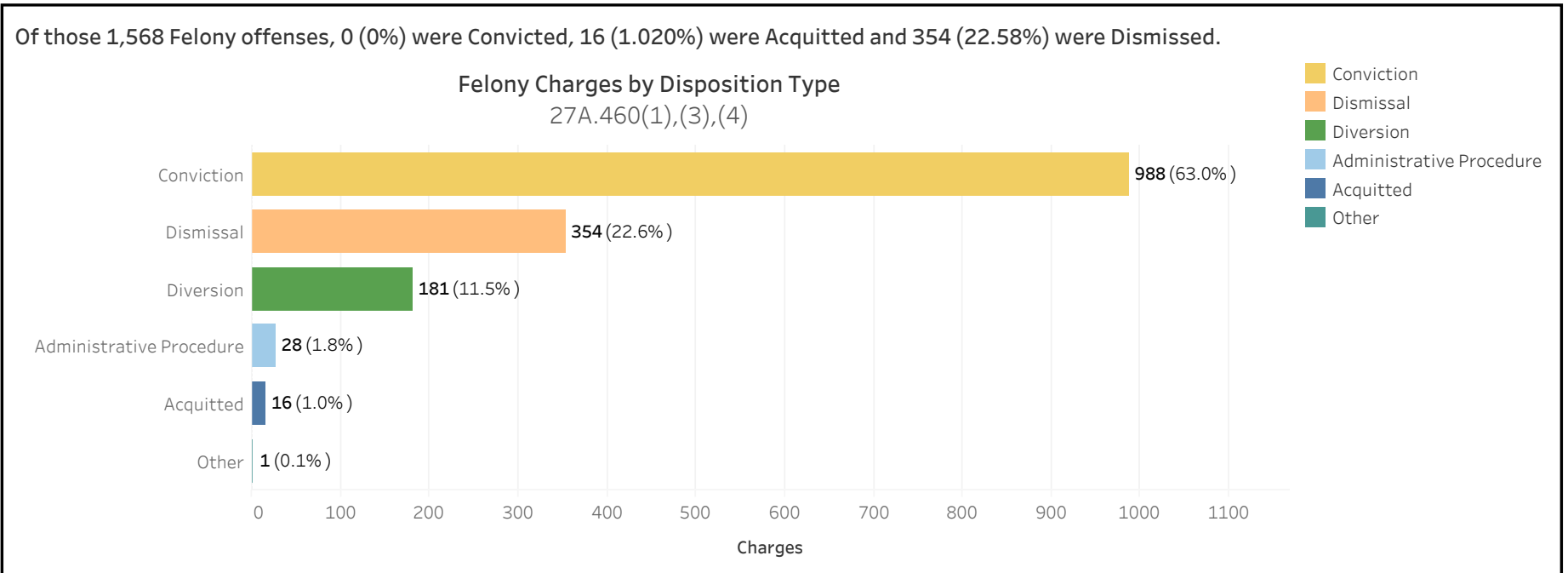


ADMINISTRATIVE OFFICE OF THE COURTS
Research and Statistics
 Annual Report FY 2022
 Circuit Court - Felony Criminal Cases

DAVIESS COUNTY

There were 1,568 Felony level offenses and 173 Non-Felony level offenses disposed within 1,092 Circuit Criminal cases during the Fiscal Year. Non-Felony offenses include Misdemeanor, Violation, Local Ordinance or Other level offenses within those cases.

		Charges	Cases
DAVIESS	Felony	1,568	959
	Felony amended to Non-Felony	173	



27A.460(1) Conviction Percentages
 27A.460(3) Percentage of Acquittals
 27A.460(4) Percentage of Dismissals

* A case may consist of one or multiple convicted charges, the distinct count on cases counts the case only once.
 * Other disposition types include: Denied, Extradition, Grand Jury, Granted, Merged, Mistrial, Grand Jury, Other, Remanded, and Sealed Records.



ADMINISTRATIVE OFFICE OF THE COURTS
Research and Statistics
 Annual Report FY 2022
 Circuit Court - Felony Criminal Cases

DAVISS COUNTY

Felony Charges Convicted by Highest Penalty Type

Penalty Type	Felony			LOCAL ORDINANCE			MISDEMEANOR			VIOLATION			Grand Total		
	Charges	% of Ch..	Cases	Charges	% of Ch..	Cases	Charges	% of Ch..	Cases	Charges	% of Ch..	Cases	Charges	% of Ch..	Cases
Incarcerated Prison	331	33.6%	179				2	0.2%	2				333	16.8%	179
Incarcerated Jail	221	22.4%	152				424	46.9%	236				645	32.5%	289
Alternative: Probation	430	43.6%	296				413	45.7%	233				843	42.4%	369
Alternative: Cond. Discharged	1	0.1%	1										1	0.1%	1
Alternative Sentence	2	0.2%	2				23	2.5%	22	19	20.2%	9	44	2.2%	33
Pay Fine				1	50.0%	1	1	0.1%	1	59	62.8%	46	61	3.1%	48
Pay Court Cost							5	0.6%	5	1	1.1%	1	6	0.3%	6
Other Penalty				1	50.0%	1	36	4.0%	15	15	16.0%	12	52	2.6%	27
No Sentence	1	0.1%	1										1	0.1%	1
Grand Total	986	100.0%	613	2	100.0%	2	904	100.0%	491	94	100.0%	68	1,986	100.0%	760

27A.460(2) Percentages of fines, imprisonment, or other penalty assessment

Original & Final Plea Type

		GUILTY	NOT GUILTY	UNKNOWN PLEA TYPE	Grand Total
		Felony Charges	Original Plea	17 (1.1%)	1,347 (85.9%)
	Final Plea	1,242 (79.2%)	122 (7.8%)	204 (13.0%)	1,568 (100.0%)
Felony amended to Non-Felony	Original Plea		67 (38.7%)	106 (61.3%)	173 (100.0%)
	Final Plea	2 (1.2%)	65 (37.6%)	106 (61.3%)	173 (100.0%)

27A.460(5) Percentage of pleas as charges

27A.460(6) Percentage of pleas to reduce charges

* A case may consist of one or multiple convicted charges, the distinct count on cases counts the case only once.

* Convicted charges, percent of charges and the distinct count of cases are sorted by the highest sentence penalty for each of the convicted charges (Guilty, Guilty - Multiple Counts, Prepayable Citation - Paid or Guilty - Sealed Sentence, Enhanced).



ADMINISTRATIVE OFFICE OF THE COURTS
Research and Statistics
 Annual Report FY 2022
 Circuit Court - Felony Criminal Cases

DAVIESS COUNTY

Cases can have multiple charges which are heard either by a Court Trial, Jury Trial, No Trial or by a combination of trial types. Depending upon the seriousness of the offense and the consequences of a Guilty verdict, defendants in Criminal Cases have the constitutional right to a jury of their peers. In a Jury Trial, the Judge decides questions of law and the jury decides whether the defendant is guilty or not guilty on each of the offenses charted. The cases are categorized by how all the charges within the case were disposed. If all charges were disposed by the same trial type, it is counted in the separate category, otherwise, it is counted within the "Mixed Trial" category. If a charge had no trial type entered or it had "No Trial", then it is counted in the "No Trial" category.

Cases by Trial Type
 27A.460(7), (8), (9), (10)

	Jury Trial	Mixed Trial Types	No Trial	Grand Total
Felony Amended Down to Non-Felony	1 0.75%	1 0.75%	131 98.50%	133 100.00%
Felony Charges	4 0.42%	61 6.36%	894 93.22%	959 100.00%
Felony Convictions	2 0.33%	48 7.83%	563 91.84%	613 100.00%

- 27A.460(7) Percentage of disposition to guilty as charged by trial
- 27A.460(8) Percentage of those found guilty of lesser charge by trial
- 27A.460(9) Percentage of cases where jury trial taken
- 27A.460(10) Percentage of trials which are bench (court) trials

Shock Probation by Disposition Type
 27A.440(3)(b)

	Denied	Granted	Vacated	Grand Total
0026090 SHOCK PROBATION IN FELONY CONVICTIONS	327 65.27%	169 33.73%	5 1.00%	501 100.00%

27A.440(3)(b) Extracted data on shock probation shall be placed in the annual report of the Administrative Office of the Courts

* A case may consist of one or multiple convicted charges, the distinct count on cases counts the case only once.
 * Other disposition types include: Denied, Extradition, Grand Jury, Granted, Merged, Mistrial, Grand Jury, Other, Remanded, and Sealed Records.



ADMINISTRATIVE OFFICE OF THE COURTS
Research and Statistics
 Annual Report FY 2022
 Circuit Court - Felony Criminal Cases

DAVISS COUNTY

Youthful Offenders

There were 9 Felony level offenses and 1 Non-Felony level offenses disposed within 4 Circuit Criminal cases during the fiscal year. Non-Felony offenses include Misdemeanor, Violation, Local Ordinance, or Other level offenses within those cases.

27A.460(11)

	Charges	Cases
Felony	9	3
Felony amended to Non-Felony	1	1

27A.460(11) The number of juvenile offenders tried as an adult

Of the 9 Felony level offenses disposed within the Youthful Offender cases, 7 (77.78%) Charges were convicted

Youthful Offender

	Acquitted	Convictions	Dismissal	Grand Total
Felony Charges by Disposition Type	1	7	1	9

Note: A youth charged prior to their 18th birthday, proceeded against as a youthful offender under KRS 635.020(7) may not be included in the above.

KRS 635.020(7) If a person who is eighteen (18) or older and before the court is charged with a felony that occurred prior to his eighteenth birthday, the court shall, upon motion of the county attorney made prior to adjudication, and after the county attorney has consulted with the Commonwealth's Attorney, that the child be proceeded against as a youthful offender, proceed in accordance with the provisions of KRS 640.010.

* A case may consist of one or multiple convicted charges, the distinct count on cases counts the case only once.

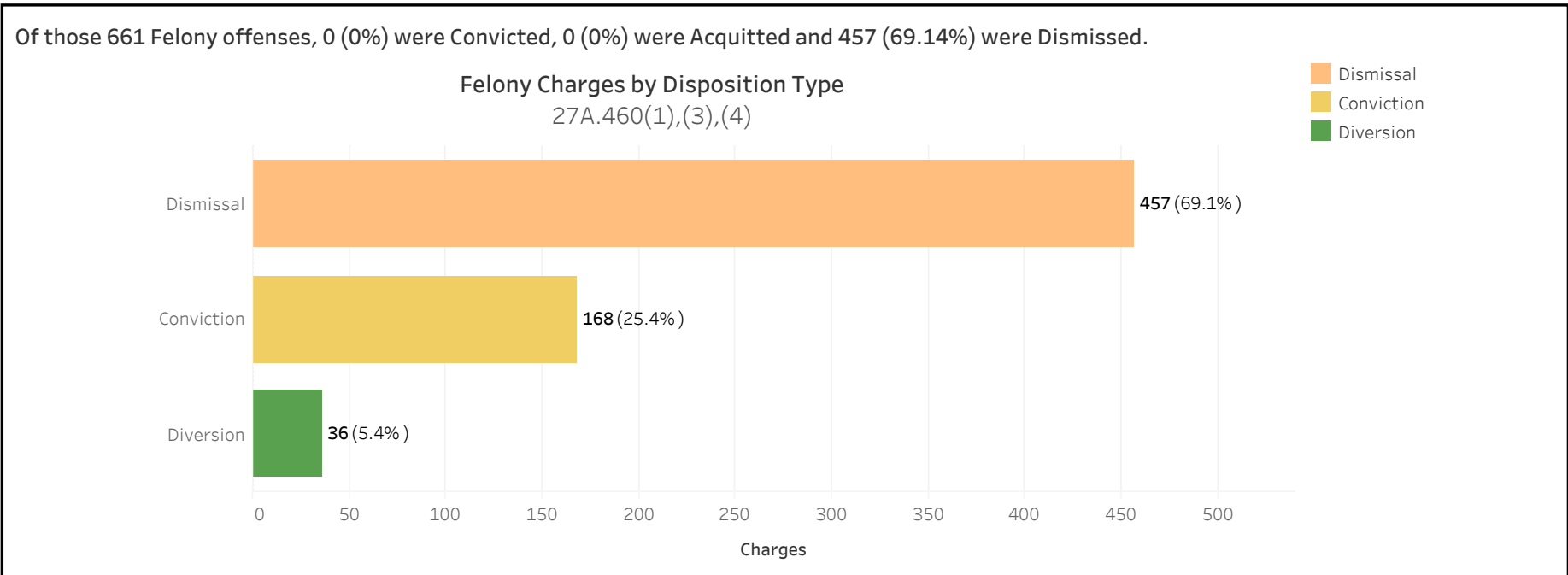


ADMINISTRATIVE OFFICE OF THE COURTS
Research and Statistics
 Annual Report FY 2022
 Circuit Court - Felony Criminal Cases

EDMONSON COUNTY

There were 661 Felony level offenses and 18 Non-Felony level offenses disposed within 208 Circuit Criminal cases during the Fiscal Year. Non-Felony offenses include Misdemeanor, Violation, Local Ordinance or Other level offenses within those cases.

	Charges	Cases
EDMONSON Felony	661	190
Felony amended to Non-Felony	18	



27A.460(1) Conviction Percentages
 27A.460(3) Percentage of Acquittals
 27A.460(4) Percentage of Dismissals

* A case may consist of one or multiple convicted charges, the distinct count on cases counts the case only once.
 * Other disposition types include: Denied, Extradition, Grand Jury, Granted, Merged, Mistrial, Grand Jury, Other, Remanded, and Sealed Records.



ADMINISTRATIVE OFFICE OF THE COURTS
Research and Statistics
 Annual Report FY 2022
 Circuit Court - Felony Criminal Cases

EDMONSON COUNTY

Felony Charges Convicted by Highest Penalty Type

Penalty Type	Felony			MISDEMEANOR			Grand Total		
	Charges	% of Chgs	Cases	Charges	% of Chgs	Cases	Charges	% of Chgs	Cases
Incarcerated Prison	50	30.3%	34	2	4.7%	2	52	25.0%	35
Incarcerated Jail	23	13.9%	20	9	20.9%	9	32	15.4%	27
Alternative: Probation	57	34.5%	48	25	58.1%	24	82	39.4%	71
Alternative: Cond. Discharged	2	1.2%	2				2	1.0%	2
Alternative Sentence	1	0.6%	1				1	0.5%	1
Pay Fine				1	2.3%	1	1	0.5%	1
Pay Court Cost	9	5.5%	9	1	2.3%	1	10	4.8%	10
Other Penalty	6	3.6%	6	3	7.0%	2	9	4.3%	8
No Sentence	17	10.3%	12	2	4.7%	2	19	9.1%	14
Grand Total	165	100.0%	125	43	100.0%	38	208	100.0%	153

27A.460(2) Percentages of fines, imprisonment, or other penalty assessment

Original & Final Plea Type

		UNKNOWN PLEA TYPE	Grand Total
Felony Charges	Original Plea	661 (100.0%)	661 (100.0%)
	Final Plea	661 (100.0%)	661 (100.0%)
Felony amended to Non-Felony	Original Plea	18 (100.0%)	18 (100.0%)
	Final Plea	18 (100.0%)	18 (100.0%)

27A.460(5) Percentage of pleas as charges

27A.460(6) Percentage of pleas to reduce charges

* A case may consist of one or multiple convicted charges, the distinct count on cases counts the case only once.

* Convicted charges, percent of charges and the distinct count of cases are sorted by the highest sentence penalty for each of the convicted charges (Guilty, Guilty - Multiple Counts, Prepayable Citation - Paid or Guilty - Sealed Sentence, Enhanced).



ADMINISTRATIVE OFFICE OF THE COURTS
Research and Statistics
 Annual Report FY 2022
 Circuit Court - Felony Criminal Cases

EDMONSON COUNTY

Cases can have multiple charges which are heard either by a Court Trial, Jury Trial, No Trial or by a combination of trial types. Depending upon the seriousness of the offense and the consequences of a Guilty verdict, defendants in Criminal Cases have the constitutional right to a jury of their peers. In a Jury Trial, the Judge decides questions of law and the jury decides whether the defendant is guilty or not guilty on each of the offenses charted. The cases are categorized by how all the charges within the case were disposed. If all charges were disposed by the same trial type, it is counted in the separate category, otherwise, it is counted within the "Mixed Trial" category. If a charge had no trial type entered or it had "No Trial", then it is counted in the "No Trial" category.

Cases by Trial Type
 27A.460(7), (8), (9), (10)

	Mixed Trial Types	No Trial	Grand Total
Felony Amended Down to Non-Felony	1 5.56%	17 94.44%	18 100.00%
Felony Charges	3 1.58%	187 98.42%	190 100.00%
Felony Convictions	2 1.59%	124 98.41%	126 100.00%

- 27A.460(7) Percentage of disposition to guilty as charged by trial
- 27A.460(8) Percentage of those found guilty of lesser charge by trial
- 27A.460(9) Percentage of cases where jury trial taken
- 27A.460(10) Percentage of trials which are bench (court) trials

Shock Probation by Disposition Type
 27A.440(3)(b)

	Denied	Granted	Grand Total
0026090 SHOCK PROBATION IN FELONY CONVICTIONS	5 26.32%	14 73.68%	19 100.00%

27A.440(3)(b) Extracted data on shock probation shall be placed in the annual report of the Administrative Office of the Courts

* A case may consist of one or multiple convicted charges, the distinct count on cases counts the case only once.
 * Other disposition types include: Denied, Extradition, Grand Jury, Granted, Merged, Mistrial, Grand Jury, Other, Remanded, and Sealed Records.



ADMINISTRATIVE OFFICE OF THE COURTS
Research and Statistics
 Annual Report FY 2022
 Circuit Court - Felony Criminal Cases

EDMONSON COUNTY

Youthful Offenders

There were 0 Felony level offenses and 0 Non-Felony level offenses disposed within 0 Circuit Criminal cases during the fiscal year. Non-Felony offenses include Misdemeanor, Violation, Local Ordinance, or Other level offenses within those cases.

27A.460(11)

Charges	Cases
0	0

27A.460(11) The number of juvenile offenders tried as an adult

Of the 0 Felony level offenses disposed within the Youthful Offender cases, 0 (None%) Charges were convicted

Youthful Offender

Felony Charges by Disposition Type	0	Grand Total
	0	0

Note: A youth charged prior to their 18th birthday, proceeded against as a youthful offender under KRS 635.020(7) may not be included in the above.

KRS 635.020(7) If a person who is eighteen (18) or older and before the court is charged with a felony that occurred prior to his eighteenth birthday, the court shall, upon motion of the county attorney made prior to adjudication, and after the county attorney has consulted with the Commonwealth's Attorney, that the child be proceeded against as a youthful offender, proceed in accordance with the provisions of KRS 640.010.

* A case may consist of one or multiple convicted charges, the distinct count on cases counts the case only once.

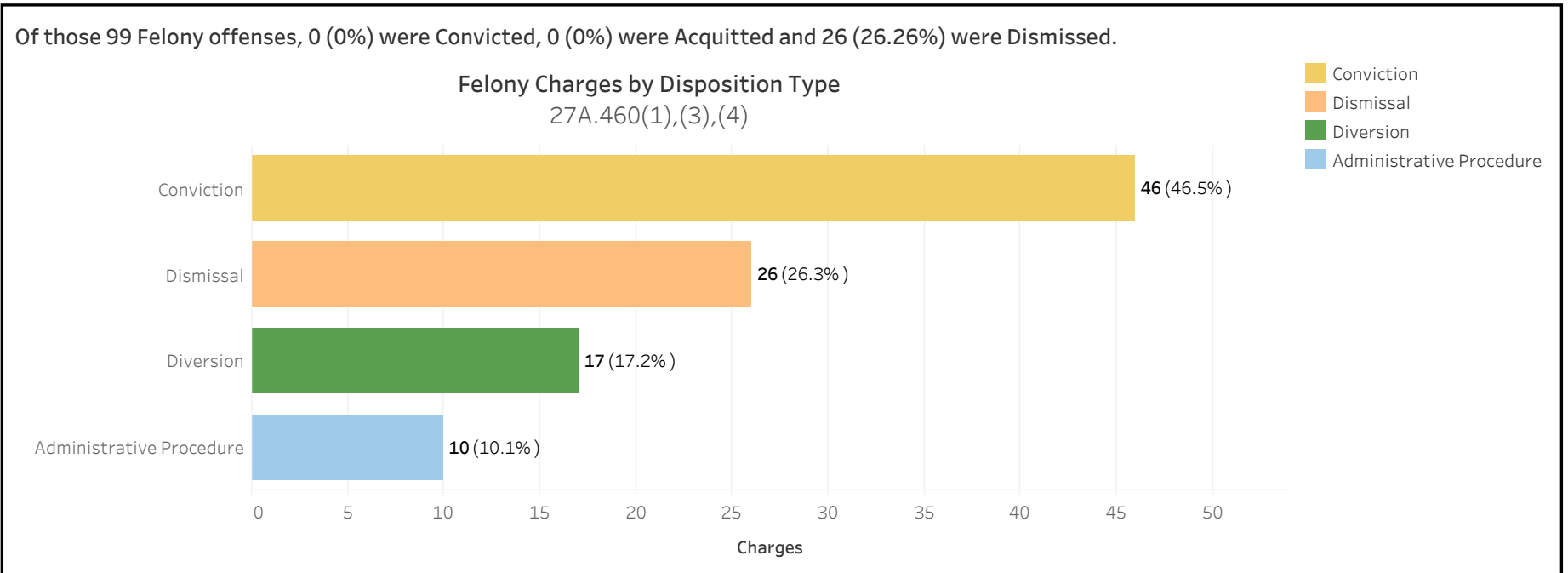


ADMINISTRATIVE OFFICE OF THE COURTS
Research and Statistics
 Annual Report FY 2022
 Circuit Court - Felony Criminal Cases

ELLIOTT COUNTY

There were 99 Felony level offenses and 14 Non-Felony level offenses disposed within 85 Circuit Criminal cases during the Fiscal Year. Non-Felony offenses include Misdemeanor, Violation, Local Ordinance or Other level offenses within those cases.

		Charges	Cases
ELLIOTT	Felony	99	72
	Felony amended to Non-Felony	14	



27A.460(1) Conviction Percentages
 27A.460(3) Percentage of Acquittals
 27A.460(4) Percentage of Dismissals

* A case may consist of one or multiple convicted charges, the distinct count on cases counts the case only once.
 * Other disposition types include: Denied, Extradition, Grand Jury, Granted, Merged, Mistrial, Grand Jury, Other, Remanded, and Sealed Records.



ADMINISTRATIVE OFFICE OF THE COURTS
Research and Statistics
 Annual Report FY 2022
 Circuit Court - Felony Criminal Cases

ELLIOTT COUNTY

Felony Charges Convicted by Highest Penalty Type

Penalty Type	Felony			MISDEMEANOR			VIOLATION			Grand Total		
	Charges	% of Chgs	Cases	Charges	% of Chgs	Cases	Charges	% of Chgs	Cases	Charges	% of Chgs	Cases
Incarcerated Prison	11	23.9%	10							11	9.5%	10
Incarcerated Jail	11	23.9%	7	16	23.9%	9				27	23.3%	13
Alternative: Probation	17	37.0%	12	15	22.4%	8				32	27.6%	13
Alternative: Cond. Discharged	3	6.5%	3	30	44.8%	17				33	28.4%	19
Alternative Sentence				1	1.5%	1				1	0.9%	1
Pay Fine				1	1.5%	1	3	100.0%	3	4	3.4%	4
Other Penalty	2	4.3%	2							2	1.7%	2
No Sentence	2	4.3%	2	4	6.0%	4				6	5.2%	6
Grand Total	46	100.0%	36	67	100.0%	36	3	100.0%	3	116	100.0%	55

27A.460(2) Percentages of fines, imprisonment, or other penalty assessment

Original & Final Plea Type

		GUILTY	NOT GUILTY	UNKNOWN PLEA TYPE	Grand Total
Felony Charges	Original Plea		8 (8.1%)	91 (91.9%)	99 (100.0%)
	Final Plea	8 (8.1%)		91 (91.9%)	99 (100.0%)
Felony amended to Non-Felony	Original Plea			14 (100.0%)	14 (100.0%)
	Final Plea			14 (100.0%)	14 (100.0%)

27A.460(5) Percentage of pleas as charges

27A.460(6) Percentage of pleas to reduce charges

* A case may consist of one or multiple convicted charges, the distinct count on cases counts the case only once.

* Convicted charges, percent of charges and the distinct count of cases are sorted by the highest sentence penalty for each of the convicted charges (Guilty, Guilty - Multiple Counts, Prepayable Citation - Paid or Guilty - Sealed Sentence, Enhanced).



ADMINISTRATIVE OFFICE OF THE COURTS
Research and Statistics
 Annual Report FY 2022
 Circuit Court - Felony Criminal Cases

ELLIOTT COUNTY

Cases can have multiple charges which are heard either by a Court Trial, Jury Trial, No Trial or by a combination of trial types. Depending upon the seriousness of the offense and the consequences of a Guilty verdict, defendants in Criminal Cases have the constitutional right to a jury of their peers. In a Jury Trial, the Judge decides questions of law and the jury decides whether the defendant is guilty or not guilty on each of the offenses charted. The cases are categorized by how all the charges within the case were disposed. If all charges were disposed by the same trial type, it is counted in the separate category, otherwise, it is counted within the "Mixed Trial" category. If a charge had no trial type entered or it had "No Trial", then it is counted in the "No Trial" category.

Cases by Trial Type
 27A.460(7), (8), (9), (10)

	Mixed Trial Types	No Trial	Grand Total
Felony Amended Down to Non-Felony	2 15.38%	11 84.62%	13 100.00%
Felony Charges	2 2.78%	70 97.22%	72 100.00%
Felony Convictions	2 5.56%	34 94.44%	36 100.00%

- 27A.460(7) Percentage of disposition to guilty as charged by trial
- 27A.460(8) Percentage of those found guilty of lesser charge by trial
- 27A.460(9) Percentage of cases where jury trial taken
- 27A.460(10) Percentage of trials which are bench (court) trials

Shock Probation by Disposition Type
 27A.440(3)(b)

	Denied	Granted	Grand Total
0026090 SHOCK PROBATION IN FELONY CONVICTIONS	2 66.67%	1 33.33%	3 100.00%

27A.440(3)(b) Extracted data on shock probation shall be placed in the annual report of the Administrative Office of the Courts

* A case may consist of one or multiple convicted charges, the distinct count on cases counts the case only once.
 * Other disposition types include: Denied, Extradition, Grand Jury, Granted, Merged, Mistrial, Grand Jury, Other, Remanded, and Sealed Records.



ADMINISTRATIVE OFFICE OF THE COURTS
Research and Statistics
 Annual Report FY 2022
 Circuit Court - Felony Criminal Cases

ELLIOTT COUNTY

Youthful Offenders

There were 0 Felony level offenses and 0 Non-Felony level offenses disposed within 0 Circuit Criminal cases during the fiscal year. Non-Felony offenses include Misdemeanor, Violation, Local Ordinance, or Other level offenses within those cases.

27A.460(11)

Charges	Cases
0	0

27A.460(11) The number of juvenile offenders tried as an adult

Of the 0 Felony level offenses disposed within the Youthful Offender cases, 0 (None%) Charges were convicted

Youthful Offender

Felony Charges by Disposition Type	0	Grand Total
	0	0

Note: A youth charged prior to their 18th birthday, proceeded against as a youthful offender under KRS 635.020(7) may not be included in the above.

KRS 635.020(7) If a person who is eighteen (18) or older and before the court is charged with a felony that occurred prior to his eighteenth birthday, the court shall, upon motion of the county attorney made prior to adjudication, and after the county attorney has consulted with the Commonwealth's Attorney, that the child be proceeded against as a youthful offender, proceed in accordance with the provisions of KRS 640.010.

* A case may consist of one or multiple convicted charges, the distinct count on cases counts the case only once.

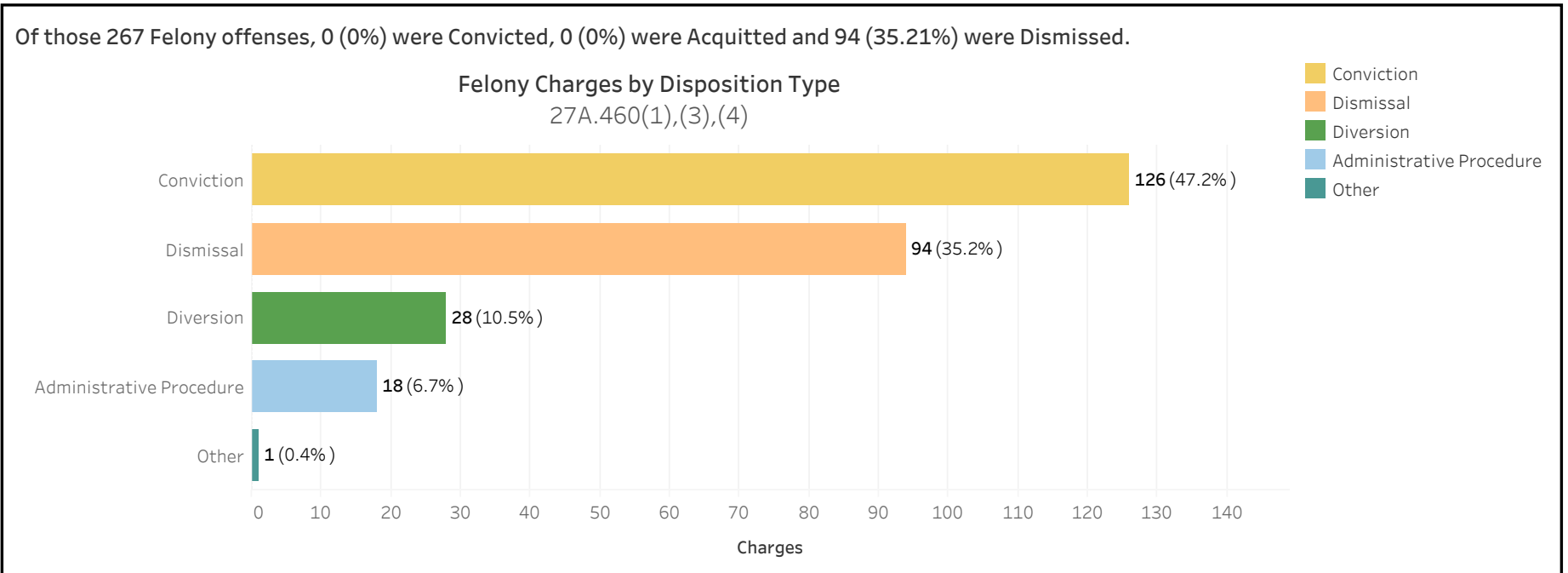


ADMINISTRATIVE OFFICE OF THE COURTS
Research and Statistics
 Annual Report FY 2022
 Circuit Court - Felony Criminal Cases

ESTILL COUNTY

There were 267 Felony level offenses and 2 Non-Felony level offenses disposed within 161 Circuit Criminal cases during the Fiscal Year. Non-Felony offenses include Misdemeanor, Violation, Local Ordinance or Other level offenses within those cases.

		Charges	Cases
ESTILL	Felony	267	159
	Felony amended to Non-Felony	2	



27A.460(1) Conviction Percentages
 27A.460(3) Percentage of Acquittals
 27A.460(4) Percentage of Dismissals

* A case may consist of one or multiple convicted charges, the distinct count on cases counts the case only once.
 * Other disposition types include: Denied, Extradition, Grand Jury, Granted, Merged, Mistrial, Grand Jury, Other, Remanded, and Sealed Records.



ADMINISTRATIVE OFFICE OF THE COURTS
Research and Statistics
 Annual Report FY 2022
 Circuit Court - Felony Criminal Cases

ESTILL COUNTY

Felony Charges Convicted by Highest Penalty Type

Penalty Type	Felony			MISDEMEANOR			VIOLATION			Grand Total		
	Charges	% of Chgs	Cases	Charges	% of Chgs	Cases	Charges	% of Chgs	Cases	Charges	% of Chgs	Cases
Incarcerated Prison	51	41.5%	40							51	29.0%	40
Incarcerated Jail	31	25.2%	29	40	80.0%	21				71	40.3%	42
Alternative: Probation	41	33.3%	34	8	16.0%	6				49	27.8%	34
Alternative: Cond. Discharged				2	4.0%	2				2	1.1%	2
Pay Fine							3	100.0%	3	3	1.7%	3
Grand Total	123	100.0%	102	50	100.0%	29	3	100.0%	3	176	100.0%	107

27A.460(2) Percentages of fines, imprisonment, or other penalty assessment

Original & Final Plea Type

		GUILTY	NOT GUILTY	UNKNOWN PLEA TYPE	Grand Total
Felony Charges	Original Plea		10 (3.7%)	257 (96.3%)	267 (100.0%)
	Final Plea	10 (3.7%)		257 (96.3%)	267 (100.0%)
Felony amended to Non-Felony	Original Plea			2 (100.0%)	2 (100.0%)
	Final Plea			2 (100.0%)	2 (100.0%)

27A.460(5) Percentage of pleas as charges

27A.460(6) Percentage of pleas to reduce charges

* A case may consist of one or multiple convicted charges, the distinct count on cases counts the case only once.

* Convicted charges, percent of charges and the distinct count of cases are sorted by the highest sentence penalty for each of the convicted charges (Guilty, Guilty - Multiple Counts, Prepayable Citation - Paid or Guilty - Sealed Sentence, Enhanced).



ADMINISTRATIVE OFFICE OF THE COURTS
Research and Statistics
 Annual Report FY 2022
 Circuit Court - Felony Criminal Cases

ESTILL COUNTY

Cases can have multiple charges which are heard either by a Court Trial, Jury Trial, No Trial or by a combination of trial types. Depending upon the seriousness of the offense and the consequences of a Guilty verdict, defendants in Criminal Cases have the constitutional right to a jury of their peers. In a Jury Trial, the Judge decides questions of law and the jury decides whether the defendant is guilty or not guilty on each of the offenses charted. The cases are categorized by how all the charges within the case were disposed. If all charges were disposed by the same trial type, it is counted in the separate category, otherwise, it is counted within the "Mixed Trial" category. If a charge had no trial type entered or it had "No Trial", then it is counted in the "No Trial" category.

Cases by Trial Type
 27A.460(7), (8), (9), (10)

	Mixed Trial Types	No Trial	Grand Total
Felony Amended Down to Non-Felony		2 100.00%	2 100.00%
Felony Charges	9 5.66%	150 94.34%	159 100.00%
Felony Convictions	5 4.90%	97 95.10%	102 100.00%

- 27A.460(7) Percentage of disposition to guilty as charged by trial
- 27A.460(8) Percentage of those found guilty of lesser charge by trial
- 27A.460(9) Percentage of cases where jury trial taken
- 27A.460(10) Percentage of trials which are bench (court) trials

Shock Probation by Disposition Type
 27A.440(3)(b)

	Denied	Granted	Grand Total
0026090 SHOCK PROBATION IN FELONY CONVICTIONS	5 83.33%	1 16.67%	6 100.00%

27A.440(3)(b) Extracted data on shock probation shall be placed in the annual report of the Administrative Office of the Courts

* A case may consist of one or multiple convicted charges, the distinct count on cases counts the case only once.
 * Other disposition types include: Denied, Extradition, Grand Jury, Granted, Merged, Mistrial, Grand Jury, Other, Remanded, and Sealed Records.



ADMINISTRATIVE OFFICE OF THE COURTS
Research and Statistics
Annual Report FY 2022
Circuit Court - Felony Criminal Cases

ESTILL COUNTY

Youthful Offenders

There were 0 Felony level offenses and 0 Non-Felony level offenses disposed within 0 Circuit Criminal cases during the fiscal year. Non-Felony offenses include Misdemeanor, Violation, Local Ordinance, or Other level offenses within those cases.

27A.460(11)

	Charges	Cases
	0	0

27A.460(11) The number of juvenile offenders tried as an adult

Of the 0 Felony level offenses disposed within the Youthful Offender cases, 0 (None%) Charges were convicted

Youthful Offender

		Grand Total
Felony Charges by Disposition Type	0	0

Note: A youth charged prior to their 18th birthday, proceeded against as a youthful offender under KRS 635.020(7) may not be included in the above.

KRS 635.020(7) If a person who is eighteen (18) or older and before the court is charged with a felony that occurred prior to his eighteenth birthday, the court shall, upon motion of the county attorney made prior to adjudication, and after the county attorney has consulted with the Commonwealth's Attorney, that the child be proceeded against as a youthful offender, proceed in accordance with the provisions of KRS 640.010.

* A case may consist of one or multiple convicted charges, the distinct count on cases counts the case only once.

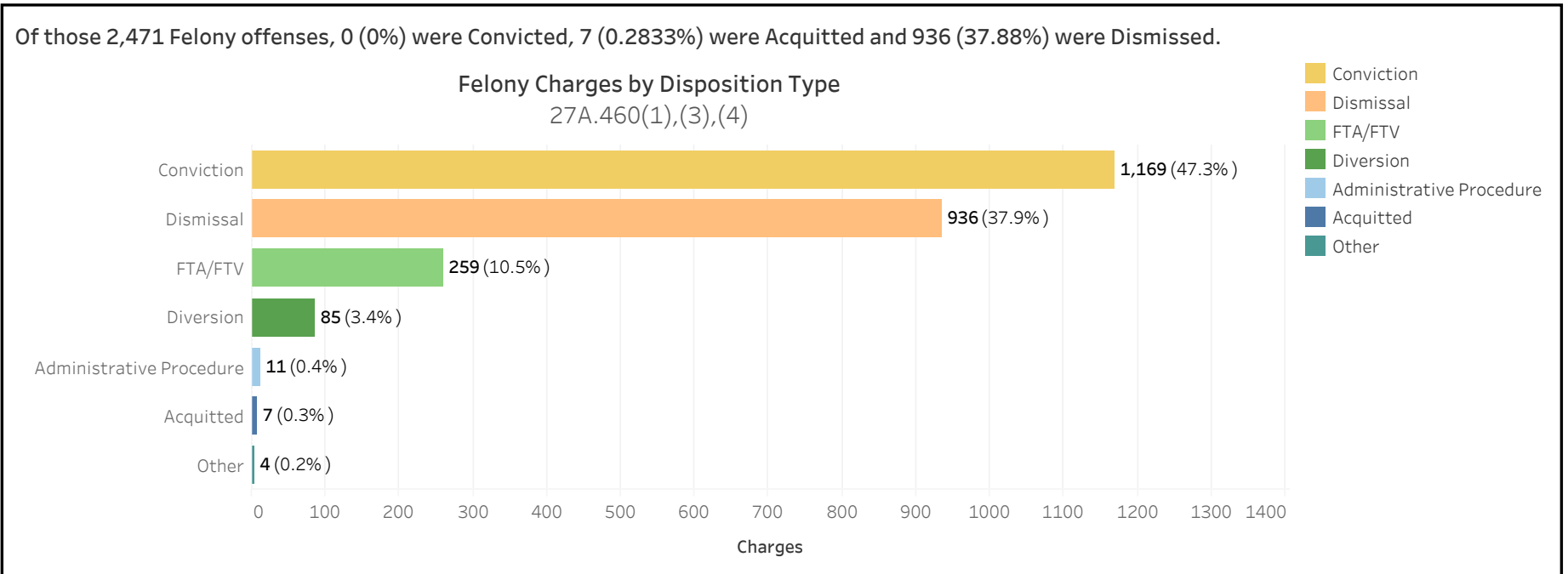


ADMINISTRATIVE OFFICE OF THE COURTS
Research and Statistics
 Annual Report FY 2022
 Circuit Court - Felony Criminal Cases

FAYETTE COUNTY

There were 2,471 Felony level offenses and 501 Non-Felony level offenses disposed within 1,608 Circuit Criminal cases during the Fiscal Year. Non-Felony offenses include Misdemeanor, Violation, Local Ordinance or Other level offenses within those cases.

		Charges	Cases
FAYETTE	Felony	2,471	1,249
	Felony amended to Non-Felony	501	



27A.460(1) Conviction Percentages
 27A.460(3) Percentage of Acquittals
 27A.460(4) Percentage of Dismissals

* A case may consist of one or multiple convicted charges, the distinct count on cases counts the case only once.
 * Other disposition types include: Denied, Extradition, Grand Jury, Granted, Merged, Mistrial, Grand Jury, Other, Remanded, and Sealed Records.



ADMINISTRATIVE OFFICE OF THE COURTS
Research and Statistics
 Annual Report FY 2022
 Circuit Court - Felony Criminal Cases

FAYETTE COUNTY

Felony Charges Convicted by Highest Penalty Type

Penalty Type	Felony			LOCAL ORDINANCE			MISDEMEANOR			VIOLATION			Grand Total		
	Charges	% of Ch..	Cases	Charges	% of Ch..	Cases	Charges	% of Ch..	Cases	Charges	% of Ch..	Cases	Charges	% of Ch..	Cases
Incarcerated Prison	279	25.4%	228	2	6.5%	2	5	0.5%	4				286	12.8%	233
Incarcerated Jail	245	22.3%	177	7	22.6%	7	407	37.0%	215	1	20.0%	1	660	29.6%	311
Alternative: Probation	4	0.4%	4				20	1.8%	19				24	1.1%	23
Alternative: Cond. Discharged	15	1.4%	14				47	4.3%	31				62	2.8%	43
Alternative Sentence	359	32.7%	342	16	51.6%	16	180	16.4%	155	2	40.0%	2	557	24.9%	489
Pay Fine							15	1.4%	14	1	20.0%	1	16	0.7%	15
Pay Court Cost	3	0.3%	3	1	3.2%	1	9	0.8%	9	1	20.0%	1	14	0.6%	14
Other Penalty	176	16.0%	109	5	16.1%	4	390	35.5%	239				571	25.6%	295
No Sentence	17	1.5%	13				26	2.4%	18				43	1.9%	25
Grand Total	1,098	100.0%	742	31	100.0%	29	1,099	100.0%	612	5	100.0%	5	2,233	100.0%	992

27A.460(2) Percentages of fines, imprisonment, or other penalty assessment

Original & Final Plea Type

		GUILTY	NOT GUILTY	UNKNOWN PLEA TYPE	Grand Total
Felony Charges	Original Plea	164 (6.6%)	685 (27.7%)	1,622 (65.6%)	2,471 (100.0%)
	Final Plea	784 (31.7%)	65 (2.6%)	1,622 (65.6%)	2,471 (100.0%)
Felony amended to Non-Felony	Original Plea	4 (0.8%)	71 (14.2%)	426 (85.0%)	501 (100.0%)
	Final Plea	26 (5.2%)	49 (9.8%)	426 (85.0%)	501 (100.0%)

27A.460(5) Percentage of pleas as charges

27A.460(6) Percentage of pleas to reduce charges

* A case may consist of one or multiple convicted charges, the distinct count on cases counts the case only once.

* Convicted charges, percent of charges and the distinct count of cases are sorted by the highest sentence penalty for each of the convicted charges (Guilty, Guilty - Multiple Counts, Prepayable Citation - Paid or Guilty - Sealed Sentence, Enhanced).



ADMINISTRATIVE OFFICE OF THE COURTS
Research and Statistics
 Annual Report FY 2022
 Circuit Court - Felony Criminal Cases

FAYETTE COUNTY

Cases can have multiple charges which are heard either by a Court Trial, Jury Trial, No Trial or by a combination of trial types. Depending upon the seriousness of the offense and the consequences of a Guilty verdict, defendants in Criminal Cases have the constitutional right to a jury of their peers. In a Jury Trial, the Judge decides questions of law and the jury decides whether the defendant is guilty or not guilty on each of the offenses charted. The cases are categorized by how all the charges within the case were disposed. If all charges were disposed by the same trial type, it is counted in the separate category, otherwise, it is counted within the "Mixed Trial" category. If a charge had no trial type entered or it had "No Trial", then it is counted in the "No Trial" category.

Cases by Trial Type
 27A.460(7), (8), (9), (10)

	Jury Trial	Mixed Trial Types	No Trial	Grand Total
Felony Amended Down to Non-Felony	1 0.28%	43 11.98%	315 87.74%	359 100.00%
Felony Charges	6 0.48%	133 10.65%	1,110 88.87%	1,249 100.00%
Felony Convictions	2 0.27%	105 14.13%	636 85.60%	743 100.00%

- 27A.460(7) Percentage of disposition to guilty as charged by trial
- 27A.460(8) Percentage of those found guilty of lesser charge by trial
- 27A.460(9) Percentage of cases where jury trial taken
- 27A.460(10) Percentage of trials which are bench (court) trials

Shock Probation by Disposition Type
 27A.440(3)(b)

	Denied	Granted	Grand Total
0026090 SHOCK PROBATION IN FELONY CONVICTIONS	49 68.06%	23 31.94%	72 100.00%
0026100 SHOCK PROBATION IN MISDEMEANOR CONVICTIONS	2 40.00%	3 60.00%	5 100.00%
9096890 SHOCK PROBATION	3 100.00%		3 100.00%

27A.440(3)(b) Extracted data on shock probation shall be placed in the annual report of the Administrative Office of the Courts

* A case may consist of one or multiple convicted charges, the distinct count on cases counts the case only once.
 * Other disposition types include: Denied, Extradition, Grand Jury, Granted, Merged, Mistrial, Grand Jury, Other, Remanded, and Sealed Records.



ADMINISTRATIVE OFFICE OF THE COURTS
Research and Statistics
 Annual Report FY 2022
 Circuit Court - Felony Criminal Cases

FAYETTE COUNTY

Youthful Offenders

There were 32 Felony level offenses and 1 Non-Felony level offenses disposed within 13 Circuit Criminal cases during the fiscal year. Non-Felony offenses include Misdemeanor, Violation, Local Ordinance, or Other level offenses within those cases.

27A.460(11)

	Charges	Cases
Felony	32	12
Felony amended to Non-Felony	1	1

27A.460(11) The number of juvenile offenders tried as an adult

Of the 32 Felony level offenses disposed within the Youthful Offender cases, 26 (81.25%) Charges were convicted

Youthful Offender

	Acquitted	Convictions	Dismissal	Grand Total
Felony Charges by Disposition Type	1	26	5	32

Note: A youth charged prior to their 18th birthday, proceeded against as a youthful offender under KRS 635.020(7) may not be included in the above.

KRS 635.020(7) If a person who is eighteen (18) or older and before the court is charged with a felony that occurred prior to his eighteenth birthday, the court shall, upon motion of the county attorney made prior to adjudication, and after the county attorney has consulted with the Commonwealth's Attorney, that the child be proceeded against as a youthful offender, proceed in accordance with the provisions of KRS 640.010.

* A case may consist of one or multiple convicted charges, the distinct count on cases counts the case only once.

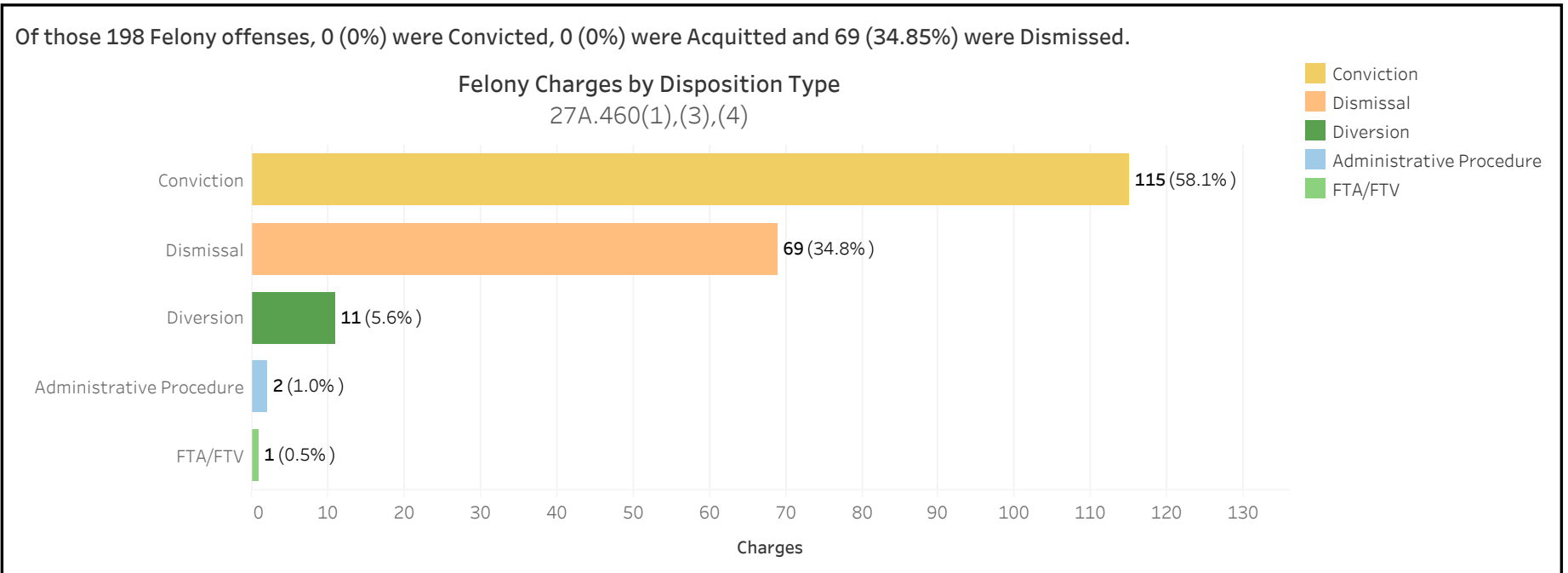


ADMINISTRATIVE OFFICE OF THE COURTS
Research and Statistics
 Annual Report FY 2022
 Circuit Court - Felony Criminal Cases

FLEMING COUNTY

There were 198 Felony level offenses and 10 Non-Felony level offenses disposed within 115 Circuit Criminal cases during the Fiscal Year. Non-Felony offenses include Misdemeanor, Violation, Local Ordinance or Other level offenses within those cases.

		Charges	Cases
FLEMING	Felony	198	106
	Felony amended to Non-Felony	10	



27A.460(1) Conviction Percentages
 27A.460(3) Percentage of Acquittals
 27A.460(4) Percentage of Dismissals

* A case may consist of one or multiple convicted charges, the distinct count on cases counts the case only once.
 * Other disposition types include: Denied, Extradition, Grand Jury, Granted, Merged, Mistrial, Grand Jury, Other, Remanded, and Sealed Records.



ADMINISTRATIVE OFFICE OF THE COURTS
Research and Statistics
 Annual Report FY 2022
 Circuit Court - Felony Criminal Cases

FLEMING COUNTY

Felony Charges Convicted by Highest Penalty Type

Penalty Type	Felony			MISDEMEANOR			VIOLATION			Grand Total		
	Charges	% of Chgs	Cases	Charges	% of Chgs	Cases	Charges	% of Chgs	Cases	Charges	% of Chgs	Cases
Incarcerated Prison	75	65.2%	34	1	0.9%	1				76	31.8%	34
Incarcerated Jail	15	13.0%	11	64	54.7%	33				79	33.1%	36
Alternative: Probation	1	0.9%	1							1	0.4%	1
Alternative: Cond. Discharged	3	2.6%	3	26	22.2%	16				29	12.1%	18
Alternative Sentence	21	18.3%	21	19	16.2%	13				40	16.7%	24
Pay Fine				4	3.4%	4	5	71.4%	4	9	3.8%	8
Other Penalty				3	2.6%	2	2	28.6%	2	5	2.1%	3
Grand Total	115	100.0%	63	117	100.0%	61	7	100.0%	5	239	100.0%	84

27A.460(2) Percentages of fines, imprisonment, or other penalty assessment

Original & Final Plea Type

		GUILTY	NOT GUILTY	UNKNOWN PLEA TYPE	Grand Total
Felony Charges	Original Plea		25 (12.6%)	173 (87.4%)	198 (100.0%)
	Final Plea	8 (4.0%)	17 (8.6%)	173 (87.4%)	198 (100.0%)
Felony amended to Non-Felony	Original Plea		4 (40.0%)	6 (60.0%)	10 (100.0%)
	Final Plea		4 (40.0%)	6 (60.0%)	10 (100.0%)

27A.460(5) Percentage of pleas as charges

27A.460(6) Percentage of pleas to reduce charges

* A case may consist of one or multiple convicted charges, the distinct count on cases counts the case only once.

* Convicted charges, percent of charges and the distinct count of cases are sorted by the highest sentence penalty for each of the convicted charges (Guilty, Guilty - Multiple Counts, Prepayable Citation - Paid or Guilty - Sealed Sentence, Enhanced).



ADMINISTRATIVE OFFICE OF THE COURTS
Research and Statistics
 Annual Report FY 2022
 Circuit Court - Felony Criminal Cases

FLEMING COUNTY

Cases can have multiple charges which are heard either by a Court Trial, Jury Trial, No Trial or by a combination of trial types. Depending upon the seriousness of the offense and the consequences of a Guilty verdict, defendants in Criminal Cases have the constitutional right to a jury of their peers. In a Jury Trial, the Judge decides questions of law and the jury decides whether the defendant is guilty or not guilty on each of the offenses charted. The cases are categorized by how all the charges within the case were disposed. If all charges were disposed by the same trial type, it is counted in the separate category, otherwise, it is counted within the "Mixed Trial" category. If a charge had no trial type entered or it had "No Trial", then it is counted in the "No Trial" category.

Cases by Trial Type
 27A.460(7), (8), (9), (10)

	Mixed Trial Types	No Trial	Grand Total
Felony Amended Down to Non-Felony		9 100.00%	9 100.00%
Felony Charges	5 4.72%	101 95.28%	106 100.00%
Felony Convictions	4 6.35%	59 93.65%	63 100.00%

- 27A.460(7) Percentage of disposition to guilty as charged by trial
- 27A.460(8) Percentage of those found guilty of lesser charge by trial
- 27A.460(9) Percentage of cases where jury trial taken
- 27A.460(10) Percentage of trials which are bench (court) trials

Shock Probation by Disposition Type
 27A.440(3)(b)

	Denied	Granted	Vacated	Grand Total
0026090 SHOCK PROBATION IN FELONY CONVICTIONS	24 63.16%	7 18.42%	7 18.42%	38 100.00%

27A.440(3)(b) Extracted data on shock probation shall be placed in the annual report of the Administrative Office of the Courts

* A case may consist of one or multiple convicted charges, the distinct count on cases counts the case only once.
 * Other disposition types include: Denied, Extradition, Grand Jury, Granted, Merged, Mistrial, Grand Jury, Other, Remanded, and Sealed Records.



ADMINISTRATIVE OFFICE OF THE COURTS
Research and Statistics
Annual Report FY 2022
Circuit Court - Felony Criminal Cases

FLEMING COUNTY

Youthful Offenders

There were 0 Felony level offenses and 0 Non-Felony level offenses disposed within 0 Circuit Criminal cases during the fiscal year. Non-Felony offenses include Misdemeanor, Violation, Local Ordinance, or Other level offenses within those cases.

27A.460(11)

	Charges	Cases
	0	0

27A.460(11) The number of juvenile offenders tried as an adult

Of the 0 Felony level offenses disposed within the Youthful Offender cases, 0 (None%) Charges were convicted

Youthful Offender

		Grand Total
Felony Charges by Disposition Type	0	0

Note: A youth charged prior to their 18th birthday, proceeded against as a youthful offender under KRS 635.020(7) may not be included in the above.

KRS 635.020(7) If a person who is eighteen (18) or older and before the court is charged with a felony that occurred prior to his eighteenth birthday, the court shall, upon motion of the county attorney made prior to adjudication, and after the county attorney has consulted with the Commonwealth's Attorney, that the child be proceeded against as a youthful offender, proceed in accordance with the provisions of KRS 640.010.

* A case may consist of one or multiple convicted charges, the distinct count on cases counts the case only once.

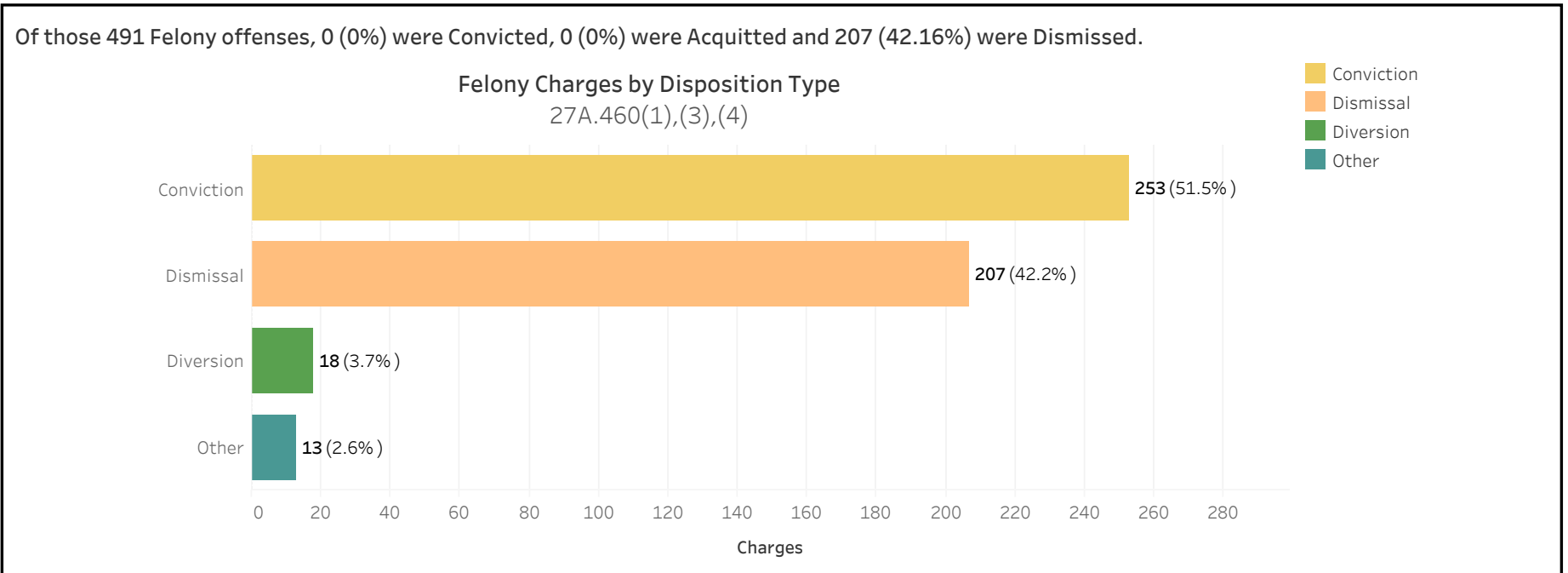


ADMINISTRATIVE OFFICE OF THE COURTS
Research and Statistics
 Annual Report FY 2022
 Circuit Court - Felony Criminal Cases

FLOYD COUNTY

There were 491 Felony level offenses and 31 Non-Felony level offenses disposed within 313 Circuit Criminal cases during the Fiscal Year. Non-Felony offenses include Misdemeanor, Violation, Local Ordinance or Other level offenses within those cases.

		Charges	Cases
FLOYD	Felony	491	286
	Felony amended to Non-Felony	31	



27A.460(1) Conviction Percentages
 27A.460(3) Percentage of Acquittals
 27A.460(4) Percentage of Dismissals

* A case may consist of one or multiple convicted charges, the distinct count on cases counts the case only once.
 * Other disposition types include: Denied, Extradition, Grand Jury, Granted, Merged, Mistrial, Grand Jury, Other, Remanded, and Sealed Records.



ADMINISTRATIVE OFFICE OF THE COURTS
Research and Statistics
 Annual Report FY 2022
 Circuit Court - Felony Criminal Cases

FLOYD COUNTY

Felony Charges Convicted by Highest Penalty Type

Penalty Type	Felony			MISDEMEANOR			VIOLATION			Grand Total		
	Charges	% of Chgs	Cases	Charges	% of Chgs	Cases	Charges	% of Chgs	Cases	Charges	% of Chgs	Cases
Incarcerated Prison	101	40.1%	66	5	3.6%	4				106	27.0%	66
Incarcerated Jail	79	31.3%	60	65	46.8%	45	2	100.0%	2	146	37.2%	88
Alternative: Home Incarcerati..	2	0.8%	2							2	0.5%	2
Alternative: Probation	25	9.9%	23	33	23.7%	23				58	14.8%	40
Alternative: Cond. Discharged	1	0.4%	1							1	0.3%	1
Alternative Sentence	2	0.8%	2	1	0.7%	1				3	0.8%	3
Pay Court Cost	1	0.4%	1	3	2.2%	3				4	1.0%	4
Other Penalty	39	15.5%	34	32	23.0%	18				71	18.1%	40
No Sentence	2	0.8%	2							2	0.5%	2
Grand Total	252	100.0%	186	139	100.0%	89	2	100.0%	2	393	100.0%	222

27A.460(2) Percentages of fines, imprisonment, or other penalty assessment

Original & Final Plea Type

		GUILTY	NOT GUILTY	UNKNOWN PLEA TYPE	Grand Total
Felony Charges	Original Plea	19 (3.9%)	298 (60.7%)	174 (35.4%)	491 (100.0%)
	Final Plea	258 (52.5%)	59 (12.0%)	174 (35.4%)	491 (100.0%)
Felony amended to Non-Felony	Original Plea		13 (41.9%)	18 (58.1%)	31 (100.0%)
	Final Plea	1 (3.2%)	12 (38.7%)	18 (58.1%)	31 (100.0%)

27A.460(5) Percentage of pleas as charges

27A.460(6) Percentage of pleas to reduce charges

* A case may consist of one or multiple convicted charges, the distinct count on cases counts the case only once.

* Convicted charges, percent of charges and the distinct count of cases are sorted by the highest sentence penalty for each of the convicted charges (Guilty, Guilty - Multiple Counts, Prepayable Citation - Paid or Guilty - Sealed Sentence, Enhanced).



ADMINISTRATIVE OFFICE OF THE COURTS
Research and Statistics
 Annual Report FY 2022
 Circuit Court - Felony Criminal Cases

FLOYD COUNTY

Cases can have multiple charges which are heard either by a Court Trial, Jury Trial, No Trial or by a combination of trial types. Depending upon the seriousness of the offense and the consequences of a Guilty verdict, defendants in Criminal Cases have the constitutional right to a jury of their peers. In a Jury Trial, the Judge decides questions of law and the jury decides whether the defendant is guilty or not guilty on each of the offenses charted. The cases are categorized by how all the charges within the case were disposed. If all charges were disposed by the same trial type, it is counted in the separate category, otherwise, it is counted within the "Mixed Trial" category. If a charge had no trial type entered or it had "No Trial", then it is counted in the "No Trial" category.

Cases by Trial Type
 27A.460(7), (8), (9), (10)

	Jury Trial	Mixed Trial Types	No Trial	Grand Total
Felony Amended Down to Non-Felony		3 11.11%	24 88.89%	27 100.00%
Felony Charges	2 0.70%	12 4.20%	272 95.10%	286 100.00%
Felony Convictions	2 1.08%	10 5.38%	174 93.55%	186 100.00%

- 27A.460(7) Percentage of disposition to guilty as charged by trial
- 27A.460(8) Percentage of those found guilty of lesser charge by trial
- 27A.460(9) Percentage of cases where jury trial taken
- 27A.460(10) Percentage of trials which are bench (court) trials

Shock Probation by Disposition Type
 27A.440(3)(b)

	Denied	Granted	Grand Total
0026090 SHOCK PROBATION IN FELONY CONVICTIONS	9 60.00%	6 40.00%	15 100.00%

27A.440(3)(b) Extracted data on shock probation shall be placed in the annual report of the Administrative Office of the Courts

* A case may consist of one or multiple convicted charges, the distinct count on cases counts the case only once.
 * Other disposition types include: Denied, Extradition, Grand Jury, Granted, Merged, Mistrial, Grand Jury, Other, Remanded, and Sealed Records.



ADMINISTRATIVE OFFICE OF THE COURTS
Research and Statistics
 Annual Report FY 2022
 Circuit Court - Felony Criminal Cases

FLOYD COUNTY

Youthful Offenders

There were 1 Felony level offenses and 0 Non-Felony level offenses disposed within 1 Circuit Criminal cases during the fiscal year. Non-Felony offenses include Misdemeanor, Violation, Local Ordinance, or Other level offenses within those cases.

27A.460(11)

	Charges	Cases
Felony	1	1
Felony amended to Non-Felony	0	0

27A.460(11) The number of juvenile offenders tried as an adult

Of the 1 Felony level offenses disposed within the Youthful Offender cases, 0 (0%) Charges were convicted

Youthful Offender

	Others	Grand Total
Felony Charges by Disposition Type	1	1

Note: A youth charged prior to their 18th birthday, proceeded against as a youthful offender under KRS 635.020(7) may not be included in the above.

KRS 635.020(7) If a person who is eighteen (18) or older and before the court is charged with a felony that occurred prior to his eighteenth birthday, the court shall, upon motion of the county attorney made prior to adjudication, and after the county attorney has consulted with the Commonwealth's Attorney, that the child be proceeded against as a youthful offender, proceed in accordance with the provisions of KRS 640.010.

* A case may consist of one or multiple convicted charges, the distinct count on cases counts the case only once.

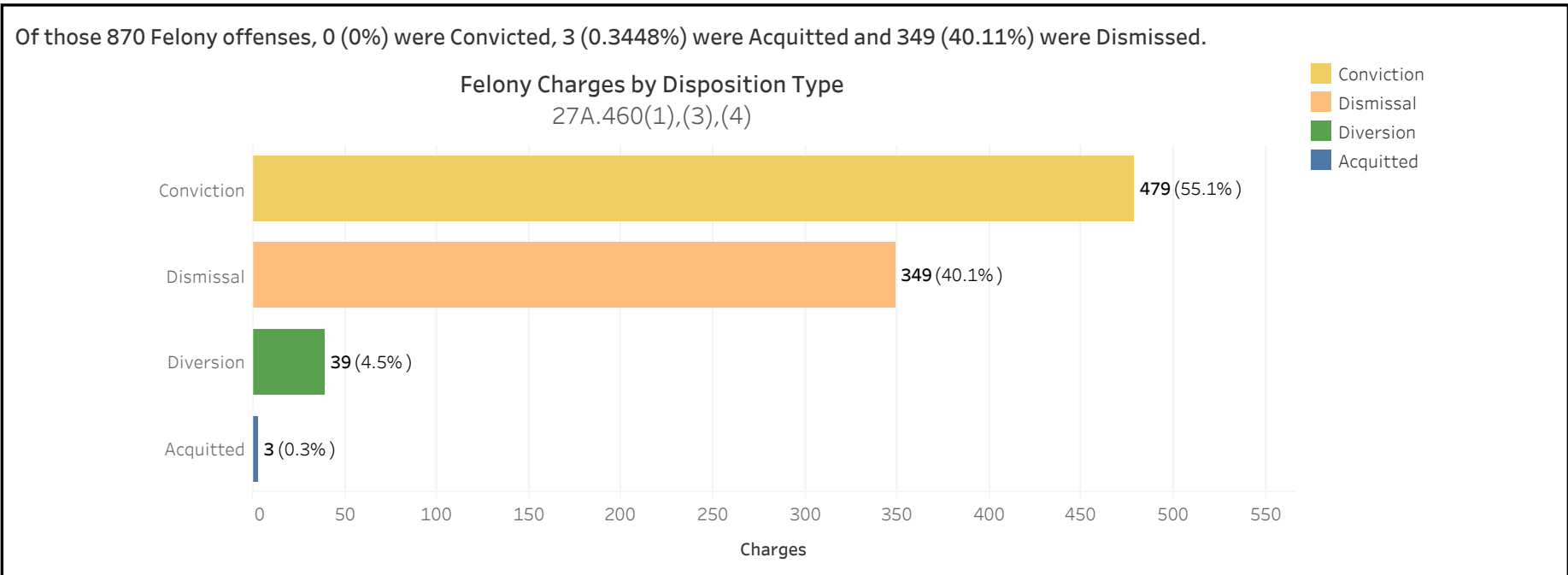


ADMINISTRATIVE OFFICE OF THE COURTS
Research and Statistics
 Annual Report FY 2022
 Circuit Court - Felony Criminal Cases

FRANKLIN COUNTY

There were 870 Felony level offenses and 60 Non-Felony level offenses disposed within 445 Circuit Criminal cases during the Fiscal Year. Non-Felony offenses include Misdemeanor, Violation, Local Ordinance or Other level offenses within those cases.

		Charges	Cases
FRANKLIN	Felony	870	397
	Felony amended to Non-Felony	60	



27A.460(1) Conviction Percentages
 27A.460(3) Percentage of Acquittals
 27A.460(4) Percentage of Dismissals

* A case may consist of one or multiple convicted charges, the distinct count on cases counts the case only once.
 * Other disposition types include: Denied, Extradition, Grand Jury, Granted, Merged, Mistrial, Grand Jury, Other, Remanded, and Sealed Records.



ADMINISTRATIVE OFFICE OF THE COURTS
Research and Statistics
 Annual Report FY 2022
 Circuit Court - Felony Criminal Cases

FRANKLIN COUNTY

Felony Charges Convicted by Highest Penalty Type

Penalty Type	Felony			MISDEMEANOR			VIOLATION			Grand Total		
	Charges	% of Chgs	Cases	Charges	% of Chgs	Cases	Charges	% of Chgs	Cases	Charges	% of Chgs	Cases
Incarcerated Prison	118	25.1%	45	3	0.7%	1				121	13.3%	46
Incarcerated Jail	8	1.7%	8	108	26.2%	48				116	12.8%	51
Alternative: Home Incarcerati..				1	0.2%	1				1	0.1%	1
Alternative: Probation	15	3.2%	10	51	12.3%	26				66	7.3%	33
Alternative Sentence	9	1.9%	8	8	1.9%	8				17	1.9%	15
Pay Fine				7	1.7%	6	22	91.7%	18	29	3.2%	21
Pay Court Cost	92	19.5%	92	38	9.2%	38				130	14.3%	130
Other Penalty	225	47.8%	128	193	46.7%	112	1	4.2%	1	419	46.1%	172
No Sentence	4	0.8%	3	4	1.0%	4	1	4.2%	1	9	1.0%	6
Grand Total	471	100.0%	255	413	100.0%	203	24	100.0%	18	908	100.0%	312

27A.460(2) Percentages of fines, imprisonment, or other penalty assessment

Original & Final Plea Type

		GUILTY	NOT GUILTY	UNKNOWN PLEA TYPE	Grand Total
Felony Charges	Original Plea	6 (0.7%)	444 (51.0%)	420 (48.3%)	870 (100.0%)
	Final Plea	446 (51.3%)	4 (0.5%)	420 (48.3%)	870 (100.0%)
Felony amended to Non-Felony	Original Plea			60 (100.0%)	60 (100.0%)
	Final Plea			60 (100.0%)	60 (100.0%)

27A.460(5) Percentage of pleas as charges

27A.460(6) Percentage of pleas to reduce charges

* A case may consist of one or multiple convicted charges, the distinct count on cases counts the case only once.

* Convicted charges, percent of charges and the distinct count of cases are sorted by the highest sentence penalty for each of the convicted charges (Guilty, Guilty - Multiple Counts, Prepayable Citation - Paid or Guilty - Sealed Sentence, Enhanced).



ADMINISTRATIVE OFFICE OF THE COURTS
Research and Statistics
 Annual Report FY 2022
 Circuit Court - Felony Criminal Cases

FRANKLIN COUNTY

Cases can have multiple charges which are heard either by a Court Trial, Jury Trial, No Trial or by a combination of trial types. Depending upon the seriousness of the offense and the consequences of a Guilty verdict, defendants in Criminal Cases have the constitutional right to a jury of their peers. In a Jury Trial, the Judge decides questions of law and the jury decides whether the defendant is guilty or not guilty on each of the offenses charted. The cases are categorized by how all the charges within the case were disposed. If all charges were disposed by the same trial type, it is counted in the separate category, otherwise, it is counted within the "Mixed Trial" category. If a charge had no trial type entered or it had "No Trial", then it is counted in the "No Trial" category.

Cases by Trial Type
 27A.460(7), (8), (9), (10)

	Jury Trial	Mixed Trial Types	No Trial	Grand Total
Felony Amended Down to Non-Felony		9 18.75%	39 81.25%	48 100.00%
Felony Charges	3 0.76%	77 19.40%	317 79.85%	397 100.00%
Felony Convictions	1 0.39%	60 23.44%	195 76.17%	256 100.00%

- 27A.460(7) Percentage of disposition to guilty as charged by trial
- 27A.460(8) Percentage of those found guilty of lesser charge by trial
- 27A.460(9) Percentage of cases where jury trial taken
- 27A.460(10) Percentage of trials which are bench (court) trials

Shock Probation by Disposition Type
 27A.440(3)(b)

	Denied	Granted	Grand Total
0026090 SHOCK PROBATION IN FELONY CONVICTIONS	7 17.95%	32 82.05%	39 100.00%

27A.440(3)(b) Extracted data on shock probation shall be placed in the annual report of the Administrative Office of the Courts

* A case may consist of one or multiple convicted charges, the distinct count on cases counts the case only once.
 * Other disposition types include: Denied, Extradition, Grand Jury, Granted, Merged, Mistrial, Grand Jury, Other, Remanded, and Sealed Records.



ADMINISTRATIVE OFFICE OF THE COURTS
Research and Statistics
 Annual Report FY 2022
 Circuit Court - Felony Criminal Cases

FRANKLIN COUNTY

Youthful Offenders

There were 0 Felony level offenses and 0 Non-Felony level offenses disposed within 0 Circuit Criminal cases during the fiscal year. Non-Felony offenses include Misdemeanor, Violation, Local Ordinance, or Other level offenses within those cases.

27A.460(11)

Charges	Cases
0	0

27A.460(11) The number of juvenile offenders tried as an adult

Of the 0 Felony level offenses disposed within the Youthful Offender cases, 0 (None%) Charges were convicted

Youthful Offender

Felony Charges by Disposition Type	0	Grand Total	0

Note: A youth charged prior to their 18th birthday, proceeded against as a youthful offender under KRS 635.020(7) may not be included in the above.

KRS 635.020(7) If a person who is eighteen (18) or older and before the court is charged with a felony that occurred prior to his eighteenth birthday, the court shall, upon motion of the county attorney made prior to adjudication, and after the county attorney has consulted with the Commonwealth's Attorney, that the child be proceeded against as a youthful offender, proceed in accordance with the provisions of KRS 640.010.

* A case may consist of one or multiple convicted charges, the distinct count on cases counts the case only once.

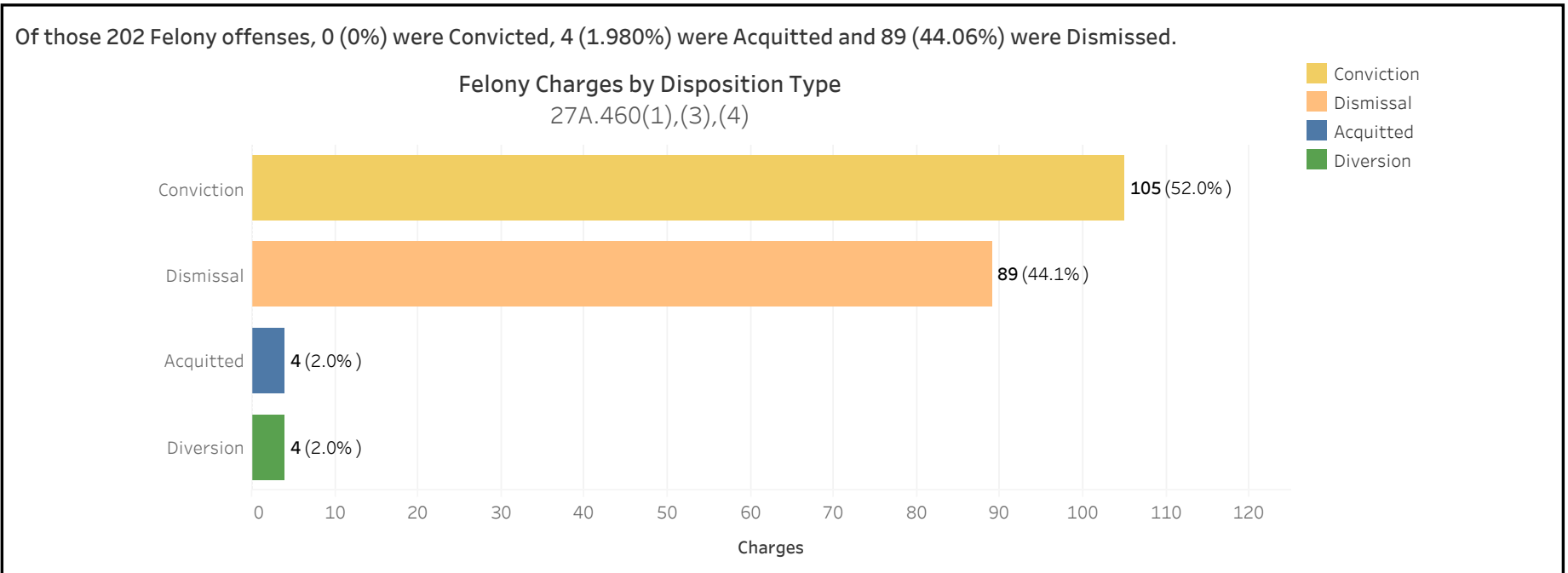


ADMINISTRATIVE OFFICE OF THE COURTS
Research and Statistics
 Annual Report FY 2022
 Circuit Court - Felony Criminal Cases

FULTON COUNTY

There were 202 Felony level offenses and 26 Non-Felony level offenses disposed within 126 Circuit Criminal cases during the Fiscal Year. Non-Felony offenses include Misdemeanor, Violation, Local Ordinance or Other level offenses within those cases.

		Charges	Cases
FULTON	Felony	202	106
	Felony amended to Non-Felony	26	



27A.460(1) Conviction Percentages
 27A.460(3) Percentage of Acquittals
 27A.460(4) Percentage of Dismissals

* A case may consist of one or multiple convicted charges, the distinct count on cases counts the case only once.
 * Other disposition types include: Denied, Extradition, Grand Jury, Granted, Merged, Mistrial, Grand Jury, Other, Remanded, and Sealed Records.



ADMINISTRATIVE OFFICE OF THE COURTS
Research and Statistics
 Annual Report FY 2022
 Circuit Court - Felony Criminal Cases

FULTON COUNTY

Felony Charges Convicted by Highest Penalty Type

Penalty Type	Felony			MISDEMEANOR			VIOLATION			Grand Total		
	Charges	% of Chgs	Cases	Charges	% of Chgs	Cases	Charges	% of Chgs	Cases	Charges	% of Chgs	Cases
Incarcerated Prison	37	35.2%	31							37	14.2%	31
Incarcerated Jail	13	12.4%	11	65	49.2%	39				78	30.0%	42
Alternative: Cond. Discharged				19	14.4%	12				19	7.3%	12
Alternative Sentence	48	45.7%	42	1	0.8%	1				49	18.8%	43
Pay Fine				9	6.8%	8	23	100.0%	15	32	12.3%	18
Pay Court Cost	1	1.0%	1							1	0.4%	1
Other Penalty	4	3.8%	3	33	25.0%	21				37	14.2%	22
No Sentence	2	1.9%	2	5	3.8%	4				7	2.7%	6
Grand Total	105	100.0%	80	132	100.0%	73	23	100.0%	15	260	100.0%	98

27A.460(2) Percentages of fines, imprisonment, or other penalty assessment

Original & Final Plea Type

		GUILTY	NOT GUILTY	UNKNOWN PLEA TYPE	Grand Total
Felony Charges	Original Plea	5 (2.5%)	104 (51.5%)	93 (46.0%)	202 (100.0%)
	Final Plea	79 (39.1%)	29 (14.4%)	94 (46.5%)	202 (100.0%)
Felony amended to Non-Felony	Original Plea		10 (38.5%)	16 (61.5%)	26 (100.0%)
	Final Plea		10 (38.5%)	16 (61.5%)	26 (100.0%)

27A.460(5) Percentage of pleas as charges

27A.460(6) Percentage of pleas to reduce charges

* A case may consist of one or multiple convicted charges, the distinct count on cases counts the case only once.

* Convicted charges, percent of charges and the distinct count of cases are sorted by the highest sentence penalty for each of the convicted charges (Guilty, Guilty - Multiple Counts, Prepayable Citation - Paid or Guilty - Sealed Sentence, Enhanced).



ADMINISTRATIVE OFFICE OF THE COURTS
Research and Statistics
 Annual Report FY 2022
 Circuit Court - Felony Criminal Cases

FULTON COUNTY

Cases can have multiple charges which are heard either by a Court Trial, Jury Trial, No Trial or by a combination of trial types. Depending upon the seriousness of the offense and the consequences of a Guilty verdict, defendants in Criminal Cases have the constitutional right to a jury of their peers. In a Jury Trial, the Judge decides questions of law and the jury decides whether the defendant is guilty or not guilty on each of the offenses charted. The cases are categorized by how all the charges within the case were disposed. If all charges were disposed by the same trial type, it is counted in the separate category, otherwise, it is counted within the "Mixed Trial" category. If a charge had no trial type entered or it had "No Trial", then it is counted in the "No Trial" category.

Cases by Trial Type
 27A.460(7), (8), (9), (10)

	Jury Trial	Mixed Trial Types	No Trial	Grand Total
Felony Amended Down to Non-Felony		1 5.00%	19 95.00%	20 100.00%
Felony Charges	2 1.89%	14 13.21%	90 84.91%	106 100.00%
Felony Convictions	1 1.25%	11 13.75%	68 85.00%	80 100.00%

- 27A.460(7) Percentage of disposition to guilty as charged by trial
- 27A.460(8) Percentage of those found guilty of lesser charge by trial
- 27A.460(9) Percentage of cases where jury trial taken
- 27A.460(10) Percentage of trials which are bench (court) trials

Shock Probation by Disposition Type
 27A.440(3)(b)

	Denied	Granted	Grand Total
0026090 SHOCK PROBATION IN FELONY CONVICTIONS	14 56.00%	11 44.00%	25 100.00%

27A.440(3)(b) Extracted data on shock probation shall be placed in the annual report of the Administrative Office of the Courts

* A case may consist of one or multiple convicted charges, the distinct count on cases counts the case only once.
 * Other disposition types include: Denied, Extradition, Grand Jury, Granted, Merged, Mistrial, Grand Jury, Other, Remanded, and Sealed Records.



ADMINISTRATIVE OFFICE OF THE COURTS
Research and Statistics
Annual Report FY 2022
Circuit Court - Felony Criminal Cases

FULTON COUNTY

Youthful Offenders

There were 5 Felony level offenses and 0 Non-Felony level offenses disposed within 2 Circuit Criminal cases during the fiscal year. Non-Felony offenses include Misdemeanor, Violation, Local Ordinance, or Other level offenses within those cases.

27A.460(11)

	Charges	Cases
Felony	5	2
Felony amended to Non-Felony	0	0

27A.460(11) The number of juvenile offenders tried as an adult

Of the 5 Felony level offenses disposed within the Youthful Offender cases, 3 (60.00%) Charges were convicted

Youthful Offender

	Convictions	Dismissal	Grand Total
Felony Charges by Disposition Type	3	2	5

Note: A youth charged prior to their 18th birthday, proceeded against as a youthful offender under KRS 635.020(7) may not be included in the above.

KRS 635.020(7) If a person who is eighteen (18) or older and before the court is charged with a felony that occurred prior to his eighteenth birthday, the court shall, upon motion of the county attorney made prior to adjudication, and after the county attorney has consulted with the Commonwealth's Attorney, that the child be proceeded against as a youthful offender, proceed in accordance with the provisions of KRS 640.010.

* A case may consist of one or multiple convicted charges, the distinct count on cases counts the case only once.

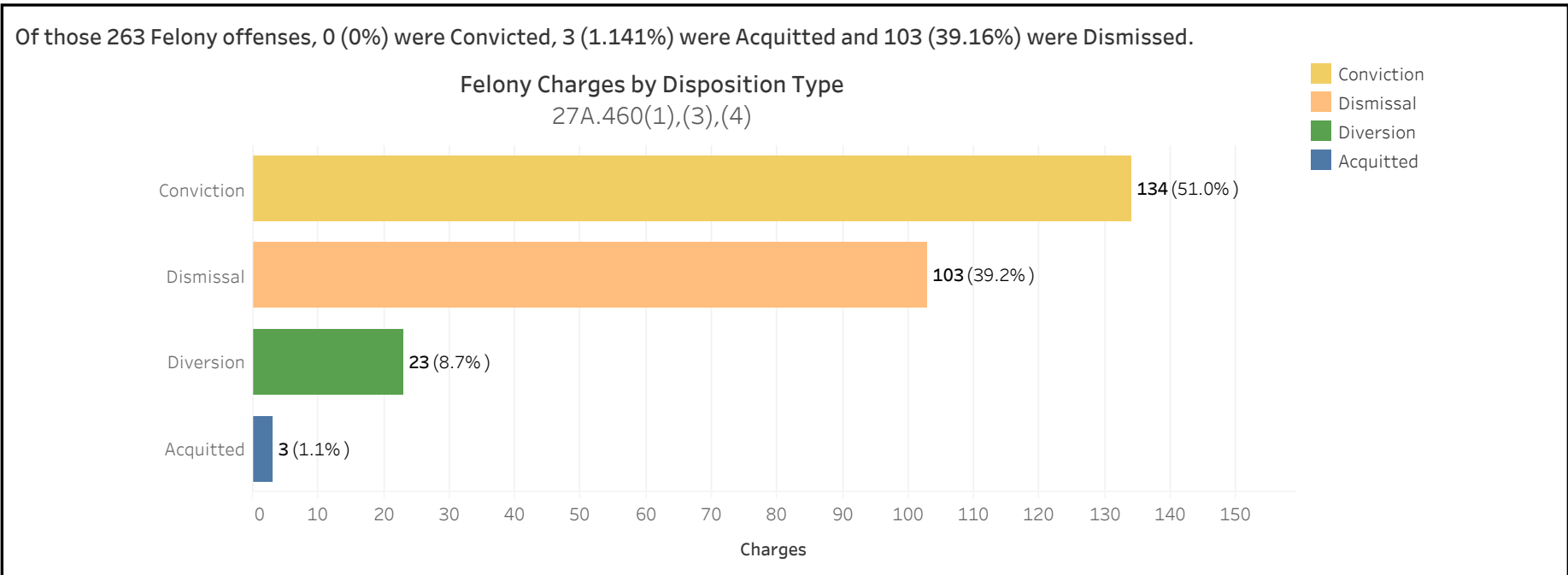


ADMINISTRATIVE OFFICE OF THE COURTS
Research and Statistics
 Annual Report FY 2022
 Circuit Court - Felony Criminal Cases

GALLATIN COUNTY

There were 263 Felony level offenses and 10 Non-Felony level offenses disposed within 200 Circuit Criminal cases during the Fiscal Year. Non-Felony offenses include Misdemeanor, Violation, Local Ordinance or Other level offenses within those cases.

		Charges	Cases
GALLATIN	Felony	263	190
	Felony amended to Non-Felony	10	



27A.460(1) Conviction Percentages
 27A.460(3) Percentage of Acquittals
 27A.460(4) Percentage of Dismissals

* A case may consist of one or multiple convicted charges, the distinct count on cases counts the case only once.
 * Other disposition types include: Denied, Extradition, Grand Jury, Granted, Merged, Mistrial, Grand Jury, Other, Remanded, and Sealed Records.



ADMINISTRATIVE OFFICE OF THE COURTS
Research and Statistics
 Annual Report FY 2022
 Circuit Court - Felony Criminal Cases

GALLATIN COUNTY

Felony Charges Convicted by Highest Penalty Type

Penalty Type	Felony			MISDEMEANOR			VIOLATION			Grand Total		
	Charges	% of Chgs	Cases	Charges	% of Chgs	Cases	Charges	% of Chgs	Cases	Charges	% of Chgs	Cases
Incarcerated Prison	18	13.4%	14							18	4.5%	14
Incarcerated Jail	26	19.4%	25	62	30.1%	41				88	22.1%	42
Alternative: Probation	1	0.7%	1							1	0.3%	1
Alternative: Cond. Discharged				26	12.6%	16				26	6.5%	16
Alternative Sentence	8	6.0%	8	8	3.9%	7	2	3.4%	2	18	4.5%	16
Pay Fine	3	2.2%	3	7	3.4%	7	45	76.3%	38	55	13.8%	43
Pay Court Cost	37	27.6%	37	14	6.8%	14	5	8.5%	5	56	14.0%	56
Other Penalty	40	29.9%	31	88	42.7%	58	7	11.9%	5	135	33.8%	70
No Sentence	1	0.7%	1	1	0.5%	1				2	0.5%	2
Grand Total	134	100.0%	112	206	100.0%	122	59	100.0%	46	399	100.0%	145

27A.460(2) Percentages of fines, imprisonment, or other penalty assessment

Original & Final Plea Type

		GUILTY	NOT GUILTY	UNKNOWN PLEA TYPE	Grand Total
Felony Charges	Original Plea		7 (2.7%)	256 (97.3%)	263 (100.0%)
	Final Plea	4 (1.5%)	3 (1.1%)	256 (97.3%)	263 (100.0%)
Felony amended to Non-Felony	Original Plea			10 (100.0%)	10 (100.0%)
	Final Plea			10 (100.0%)	10 (100.0%)

27A.460(5) Percentage of pleas as charges

27A.460(6) Percentage of pleas to reduce charges

* A case may consist of one or multiple convicted charges, the distinct count on cases counts the case only once.

* Convicted charges, percent of charges and the distinct count of cases are sorted by the highest sentence penalty for each of the convicted charges (Guilty, Guilty - Multiple Counts, Prepayable Citation - Paid or Guilty - Sealed Sentence, Enhanced).



ADMINISTRATIVE OFFICE OF THE COURTS
Research and Statistics
 Annual Report FY 2022
 Circuit Court - Felony Criminal Cases

GALLATIN COUNTY

Cases can have multiple charges which are heard either by a Court Trial, Jury Trial, No Trial or by a combination of trial types. Depending upon the seriousness of the offense and the consequences of a Guilty verdict, defendants in Criminal Cases have the constitutional right to a jury of their peers. In a Jury Trial, the Judge decides questions of law and the jury decides whether the defendant is guilty or not guilty on each of the offenses charged. The cases are categorized by how all the charges within the case were disposed. If all charges were disposed by the same trial type, it is counted in the separate category, otherwise, it is counted within the "Mixed Trial" category. If a charge had no trial type entered or it had "No Trial", then it is counted in the "No Trial" category.

Cases by Trial Type
 27A.460(7), (8), (9), (10)

	Jury Trial	Mixed Trial Types	No Trial	Grand Total
Felony Amended Down to Non-Felony			10 100.00%	10 100.00%
Felony Charges	1 0.53%	26 13.68%	163 85.79%	190 100.00%
Felony Convictions		19 16.96%	93 83.04%	112 100.00%

- 27A.460(7) Percentage of disposition to guilty as charged by trial
- 27A.460(8) Percentage of those found guilty of lesser charge by trial
- 27A.460(9) Percentage of cases where jury trial taken
- 27A.460(10) Percentage of trials which are bench (court) trials

Shock Probation by Disposition Type
 27A.440(3)(b)

	Denied	Granted	Grand Total
0026090 SHOCK PROBATION IN FELONY CONVICTIONS	8 88.89%	1 11.11%	9 100.00%

27A.440(3)(b) Extracted data on shock probation shall be placed in the annual report of the Administrative Office of the Courts

* A case may consist of one or multiple convicted charges, the distinct count on cases counts the case only once.
 * Other disposition types include: Denied, Extradition, Grand Jury, Granted, Merged, Mistrial, Grand Jury, Other, Remanded, and Sealed Records.



ADMINISTRATIVE OFFICE OF THE COURTS
Research and Statistics
Annual Report FY 2022
Circuit Court - Felony Criminal Cases

GALLATIN COUNTY

Youthful Offenders

There were 0 Felony level offenses and 0 Non-Felony level offenses disposed within 0 Circuit Criminal cases during the fiscal year. Non-Felony offenses include Misdemeanor, Violation, Local Ordinance, or Other level offenses within those cases.

27A.460(11)

	Charges	Cases
	0	0

27A.460(11) The number of juvenile offenders tried as an adult

Of the 0 Felony level offenses disposed within the Youthful Offender cases, 0 (None%) Charges were convicted

Youthful Offender

		Grand Total
Felony Charges by Disposition Type	0	0

Note: A youth charged prior to their 18th birthday, proceeded against as a youthful offender under KRS 635.020(7) may not be included in the above.

KRS 635.020(7) If a person who is eighteen (18) or older and before the court is charged with a felony that occurred prior to his eighteenth birthday, the court shall, upon motion of the county attorney made prior to adjudication, and after the county attorney has consulted with the Commonwealth's Attorney, that the child be proceeded against as a youthful offender, proceed in accordance with the provisions of KRS 640.010.

* A case may consist of one or multiple convicted charges, the distinct count on cases counts the case only once.

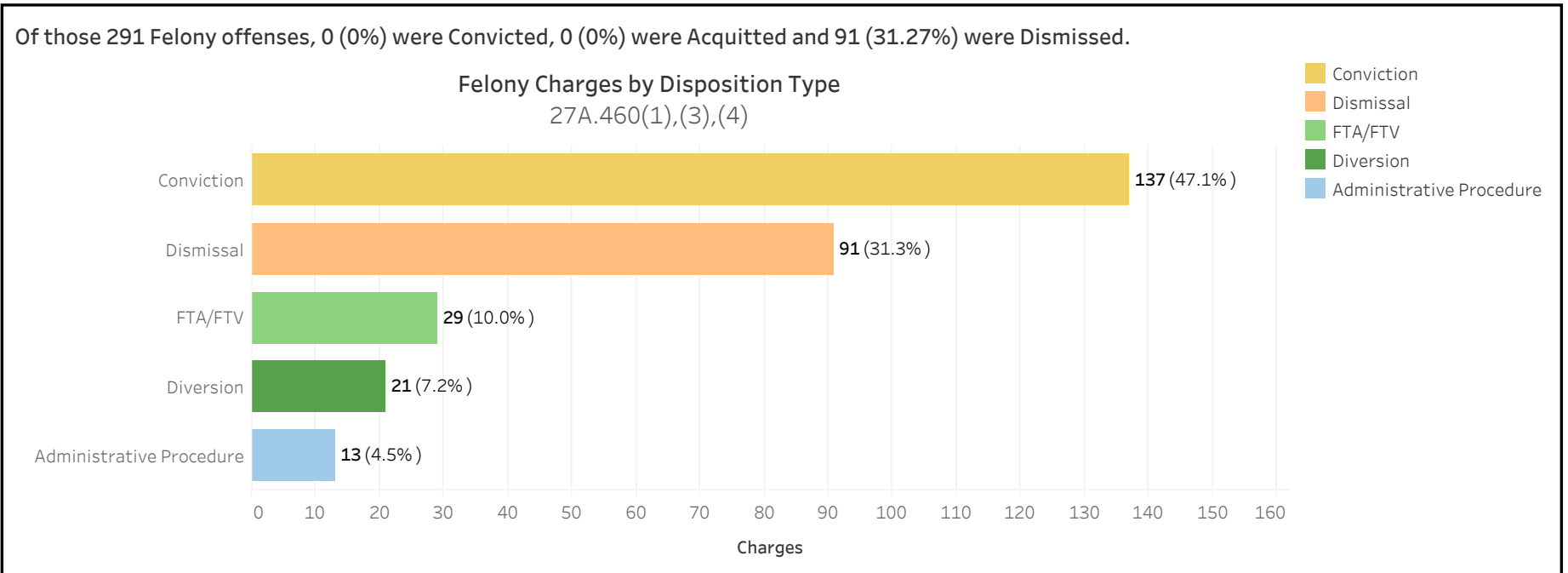


ADMINISTRATIVE OFFICE OF THE COURTS
Research and Statistics
 Annual Report FY 2022
 Circuit Court - Felony Criminal Cases

GARRARD COUNTY

There were 291 Felony level offenses and 9 Non-Felony level offenses disposed within 133 Circuit Criminal cases during the Fiscal Year. Non-Felony offenses include Misdemeanor, Violation, Local Ordinance or Other level offenses within those cases.

		Charges	Cases
GARRARD	Felony	291	126
	Felony amended to Non-Felony	9	



27A.460(1) Conviction Percentages
 27A.460(3) Percentage of Acquittals
 27A.460(4) Percentage of Dismissals

* A case may consist of one or multiple convicted charges, the distinct count on cases counts the case only once.
 * Other disposition types include: Denied, Extradition, Grand Jury, Granted, Merged, Mistrial, Grand Jury, Other, Remanded, and Sealed Records.



ADMINISTRATIVE OFFICE OF THE COURTS
Research and Statistics
 Annual Report FY 2022
 Circuit Court - Felony Criminal Cases

GARRARD COUNTY

Felony Charges Convicted by Highest Penalty Type

Penalty Type	Felony			MISDEMEANOR			Grand Total		
	Charges	% of Chgs	Cases	Charges	% of Chgs	Cases	Charges	% of Chgs	Cases
Incarcerated Prison	6	4.4%	6	1	1.4%	1	7	3.3%	6
Incarcerated Jail	14	10.2%	9	21	29.2%	12	35	16.7%	14
Alternative: Probation	116	84.7%	33	35	48.6%	20	151	72.2%	34
Alternative: Cond. Discharged	1	0.7%	1	10	13.9%	5	11	5.3%	6
Alternative Sentence				5	6.9%	5	5	2.4%	5
Grand Total	137	100.0%	48	72	100.0%	41	209	100.0%	57

27A.460(2) Percentages of fines, imprisonment, or other penalty assessment

Original & Final Plea Type

		GUILTY	NOT GUILTY	UNKNOWN PLEA TYPE	Grand Total
Felony Charges	Original Plea		4 (1.4%)	287 (98.6%)	291 (100.0%)
	Final Plea	1 (0.3%)	3 (1.0%)	287 (98.6%)	291 (100.0%)
Felony amended to Non-Felony	Original Plea			9 (100.0%)	9 (100.0%)
	Final Plea			9 (100.0%)	9 (100.0%)

27A.460(5) Percentage of pleas as charges

27A.460(6) Percentage of pleas to reduce charges

* A case may consist of one or multiple convicted charges, the distinct count on cases counts the case only once.

* Convicted charges, percent of charges and the distinct count of cases are sorted by the highest sentence penalty for each of the convicted charges (Guilty, Guilty - Multiple Counts, Prepayable Citation - Paid or Guilty - Sealed Sentence, Enhanced).



ADMINISTRATIVE OFFICE OF THE COURTS
Research and Statistics
 Annual Report FY 2022
 Circuit Court - Felony Criminal Cases

GARRARD COUNTY

Cases can have multiple charges which are heard either by a Court Trial, Jury Trial, No Trial or by a combination of trial types. Depending upon the seriousness of the offense and the consequences of a Guilty verdict, defendants in Criminal Cases have the constitutional right to a jury of their peers. In a Jury Trial, the Judge decides questions of law and the jury decides whether the defendant is guilty or not guilty on each of the offenses charted. The cases are categorized by how all the charges within the case were disposed. If all charges were disposed by the same trial type, it is counted in the separate category, otherwise, it is counted within the "Mixed Trial" category. If a charge had no trial type entered or it had "No Trial", then it is counted in the "No Trial" category.

Cases by Trial Type
 27A.460(7), (8), (9), (10)

	No Trial	Grand Total
Felony Amended Down to Non-Felony	7 100.0%	7 100.0%
Felony Charges	126 100.0%	126 100.0%
Felony Convictions	48 100.0%	48 100.0%

- 27A.460(7) Percentage of disposition to guilty as charged by trial
- 27A.460(8) Percentage of those found guilty of lesser charge by trial
- 27A.460(9) Percentage of cases where jury trial taken
- 27A.460(10) Percentage of trials which are bench (court) trials

Shock Probation by Disposition Type
 27A.440(3)(b)

	Denied	Granted	Grand Total
0026090 SHOCK PROBATION IN FELONY CONVICTIONS	1 50.00%	1 50.00%	2 100.00%

27A.440(3)(b) Extracted data on shock probation shall be placed in the annual report of the Administrative Office of the Courts

* A case may consist of one or multiple convicted charges, the distinct count on cases counts the case only once.
 * Other disposition types include: Denied, Extradition, Grand Jury, Granted, Merged, Mistrial, Grand Jury, Other, Remanded, and Sealed Records.



ADMINISTRATIVE OFFICE OF THE COURTS
Research and Statistics
Annual Report FY 2022
Circuit Court - Felony Criminal Cases

GARRARD COUNTY

Youthful Offenders

There were 0 Felony level offenses and 0 Non-Felony level offenses disposed within 0 Circuit Criminal cases during the fiscal year. Non-Felony offenses include Misdemeanor, Violation, Local Ordinance, or Other level offenses within those cases.

27A.460(11)

	Charges	Cases
	0	0

27A.460(11) The number of juvenile offenders tried as an adult

Of the 0 Felony level offenses disposed within the Youthful Offender cases, 0 (None%) Charges were convicted

Youthful Offender

		Grand Total
Felony Charges by Disposition Type	0	0

Note: A youth charged prior to their 18th birthday, proceeded against as a youthful offender under KRS 635.020(7) may not be included in the above.

KRS 635.020(7) If a person who is eighteen (18) or older and before the court is charged with a felony that occurred prior to his eighteenth birthday, the court shall, upon motion of the county attorney made prior to adjudication, and after the county attorney has consulted with the Commonwealth's Attorney, that the child be proceeded against as a youthful offender, proceed in accordance with the provisions of KRS 640.010.

* A case may consist of one or multiple convicted charges, the distinct count on cases counts the case only once.

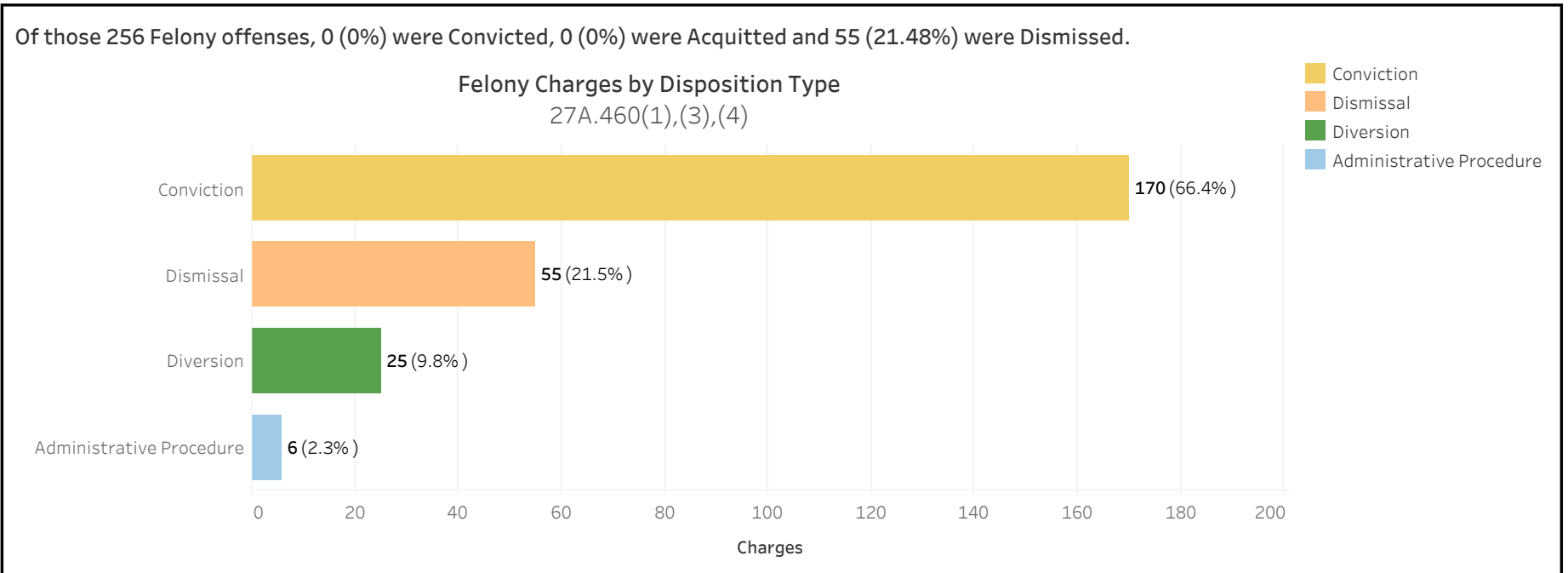


ADMINISTRATIVE OFFICE OF THE COURTS
Research and Statistics
 Annual Report FY 2022
 Circuit Court - Felony Criminal Cases

GRANT COUNTY

There were 256 Felony level offenses and 4 Non-Felony level offenses disposed within 181 Circuit Criminal cases during the Fiscal Year. Non-Felony offenses include Misdemeanor, Violation, Local Ordinance or Other level offenses within those cases.

		Charges	Cases
GRANT	Felony	256	178
	Felony amended to Non-Felony	4	



27A.460(1) Conviction Percentages
 27A.460(3) Percentage of Acquittals
 27A.460(4) Percentage of Dismissals

* A case may consist of one or multiple convicted charges, the distinct count on cases counts the case only once.
 * Other disposition types include: Denied, Extradition, Grand Jury, Granted, Merged, Mistrial, Grand Jury, Other, Remanded, and Sealed Records.



ADMINISTRATIVE OFFICE OF THE COURTS
Research and Statistics
 Annual Report FY 2022
 Circuit Court - Felony Criminal Cases

GRANT COUNTY

Felony Charges Convicted by Highest Penalty Type

Penalty Type	Felony			MISDEMEANOR			VIOLATION			Grand Total		
	Charges	% of Chgs	Cases	Charges	% of Chgs	Cases	Charges	% of Chgs	Cases	Charges	% of Chgs	Cases
Incarcerated Prison	52	30.6%	36							52	12.8%	36
Incarcerated Jail	18	10.6%	16	57	29.7%	30				75	18.5%	30
Alternative: Probation	1	0.6%	1	1	0.5%	1				2	0.5%	2
Alternative: Cond. Discharged				37	19.3%	21				37	9.1%	21
Alternative Sentence	81	47.6%	69	12	6.3%	8				93	22.9%	69
Pay Court Cost				10	5.2%	10				10	2.5%	10
Other Penalty	18	10.6%	10	75	39.1%	41	44	100.0%	23	137	33.7%	59
Grand Total	170	100.0%	122	192	100.0%	98	44	100.0%	23	406	100.0%	139

27A.460(2) Percentages of fines, imprisonment, or other penalty assessment

Original & Final Plea Type

		GUILTY	NOT GUILTY	UNKNOWN PLEA TYPE	Grand Total
Felony Charges	Original Plea	51 (19.9%)	125 (48.8%)	80 (31.3%)	256 (100.0%)
	Final Plea	173 (67.6%)	3 (1.2%)	80 (31.3%)	256 (100.0%)
Felony amended to Non-Felony	Original Plea			4 (100.0%)	4 (100.0%)
	Final Plea			4 (100.0%)	4 (100.0%)

27A.460(5) Percentage of pleas as charges

27A.460(6) Percentage of pleas to reduce charges

* A case may consist of one or multiple convicted charges, the distinct count on cases counts the case only once.

* Convicted charges, percent of charges and the distinct count of cases are sorted by the highest sentence penalty for each of the convicted charges (Guilty, Guilty - Multiple Counts, Prepayable Citation - Paid or Guilty - Sealed Sentence, Enhanced).



ADMINISTRATIVE OFFICE OF THE COURTS
Research and Statistics
 Annual Report FY 2022
 Circuit Court - Felony Criminal Cases

GRANT COUNTY

Cases can have multiple charges which are heard either by a Court Trial, Jury Trial, No Trial or by a combination of trial types. Depending upon the seriousness of the offense and the consequences of a Guilty verdict, defendants in Criminal Cases have the constitutional right to a jury of their peers. In a Jury Trial, the Judge decides questions of law and the jury decides whether the defendant is guilty or not guilty on each of the offenses charted. The cases are categorized by how all the charges within the case were disposed. If all charges were disposed by the same trial type, it is counted in the separate category, otherwise, it is counted within the "Mixed Trial" category. If a charge had no trial type entered or it had "No Trial", then it is counted in the "No Trial" category.

Cases by Trial Type
 27A.460(7), (8), (9), (10)

	Jury Trial	Mixed Trial Types	No Trial	Grand Total
Felony Amended Down to Non-Felony			3 100.00%	3 100.00%
Felony Charges	1 0.56%	25 14.04%	152 85.39%	178 100.00%
Felony Convictions	1 0.82%	24 19.67%	97 79.51%	122 100.00%

- 27A.460(7) Percentage of disposition to guilty as charged by trial
- 27A.460(8) Percentage of those found guilty of lesser charge by trial
- 27A.460(9) Percentage of cases where jury trial taken
- 27A.460(10) Percentage of trials which are bench (court) trials

Shock Probation by Disposition Type
 27A.440(3)(b)

	Denied	Grand Total
0026090 SHOCK PROBATION IN FELONY CONVICTIONS	14 100.00%	14 100.00%

27A.440(3)(b) Extracted data on shock probation shall be placed in the annual report of the Administrative Office of the Courts

* A case may consist of one or multiple convicted charges, the distinct count on cases counts the case only once.
 * Other disposition types include: Denied, Extradition, Grand Jury, Granted, Merged, Mistrial, Grand Jury, Other, Remanded, and Sealed Records.



ADMINISTRATIVE OFFICE OF THE COURTS
Research and Statistics
 Annual Report FY 2022
 Circuit Court - Felony Criminal Cases

GRANT COUNTY

Youthful Offenders

There were 0 Felony level offenses and 0 Non-Felony level offenses disposed within 0 Circuit Criminal cases during the fiscal year. Non-Felony offenses include Misdemeanor, Violation, Local Ordinance, or Other level offenses within those cases.

27A.460(11)

Charges	Cases
0	0

27A.460(11) The number of juvenile offenders tried as an adult

Of the 0 Felony level offenses disposed within the Youthful Offender cases, 0 (None%) Charges were convicted

Youthful Offender

Felony Charges by Disposition Type	0	Grand Total
	0	0

Note: A youth charged prior to their 18th birthday, proceeded against as a youthful offender under KRS 635.020(7) may not be included in the above.

KRS 635.020(7) If a person who is eighteen (18) or older and before the court is charged with a felony that occurred prior to his eighteenth birthday, the court shall, upon motion of the county attorney made prior to adjudication, and after the county attorney has consulted with the Commonwealth's Attorney, that the child be proceeded against as a youthful offender, proceed in accordance with the provisions of KRS 640.010.

* A case may consist of one or multiple convicted charges, the distinct count on cases counts the case only once.

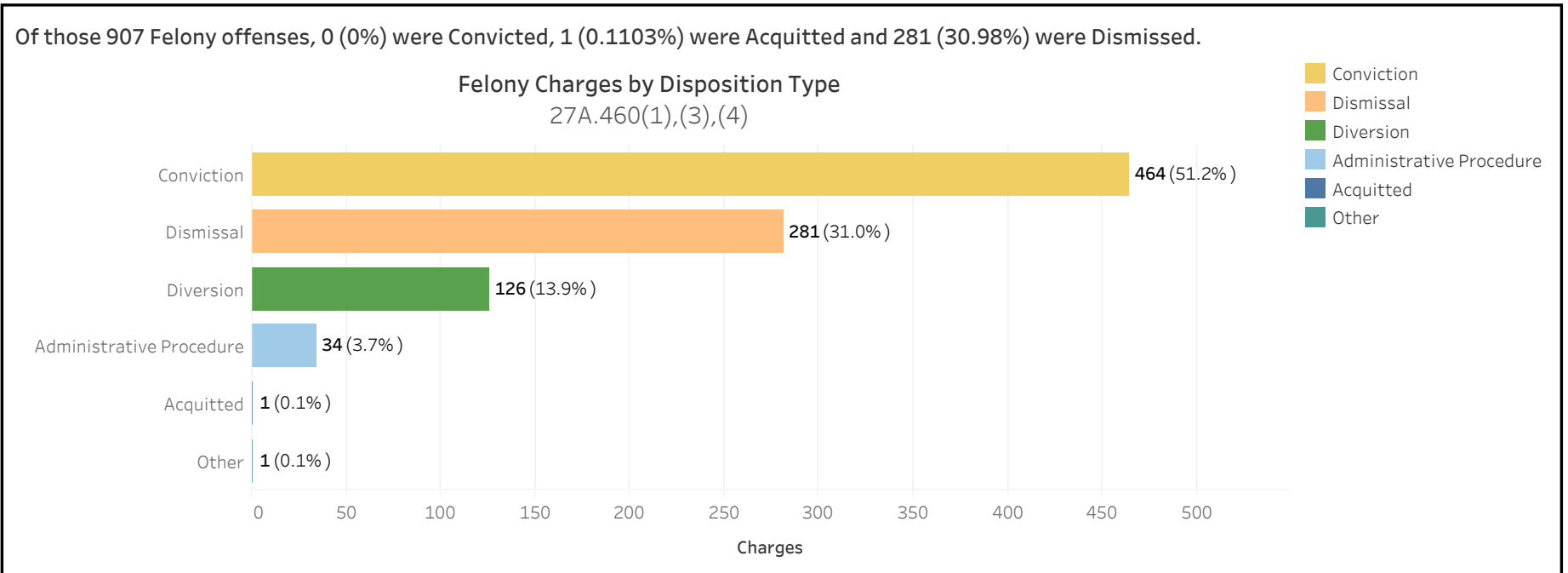


ADMINISTRATIVE OFFICE OF THE COURTS
Research and Statistics
 Annual Report FY 2022
 Circuit Court - Felony Criminal Cases

GRAVES COUNTY

There were 907 Felony level offenses and 24 Non-Felony level offenses disposed within 479 Circuit Criminal cases during the Fiscal Year. Non-Felony offenses include Misdemeanor, Violation, Local Ordinance or Other level offenses within those cases.

		Charges	Cases
GRAVES	Felony	907	457
	Felony amended to Non-Felony	24	



27A.460(1) Conviction Percentages
 27A.460(3) Percentage of Acquittals
 27A.460(4) Percentage of Dismissals

* A case may consist of one or multiple convicted charges, the distinct count on cases counts the case only once.
 * Other disposition types include: Denied, Extradition, Grand Jury, Granted, Merged, Mistrial, Grand Jury, Other, Remanded, and Sealed Records.



ADMINISTRATIVE OFFICE OF THE COURTS
Research and Statistics
 Annual Report FY 2022
 Circuit Court - Felony Criminal Cases

GRAVES COUNTY

Felony Charges Convicted by Highest Penalty Type

Penalty Type	Felony			MISDEMEANOR			VIOLATION			Grand Total		
	Charges	% of Chgs	Cases	Charges	% of Chgs	Cases	Charges	% of Chgs	Cases	Charges	% of Chgs	Cases
Incarcerated Prison	198	43.6%	100	4	2.8%	3	1	33.3%	1	203	33.7%	101
Incarcerated Jail	30	6.6%	21	46	31.7%	33				76	12.6%	47
Alternative: Probation	222	48.9%	160	51	35.2%	39				273	45.3%	166
Alternative: Cond. Discharged				36	24.8%	22				36	6.0%	22
Alternative Sentence				2	1.4%	2				2	0.3%	2
Pay Fine				1	0.7%	1	1	33.3%	1	2	0.3%	2
Other Penalty	4	0.9%	4	5	3.4%	3	1	33.3%	1	10	1.7%	8
Grand Total	454	100.0%	275	145	100.0%	100	3	100.0%	3	602	100.0%	309

27A.460(2) Percentages of fines, imprisonment, or other penalty assessment

Original & Final Plea Type

		GUILTY	NOT GUILTY	UNKNOWN PLEA TYPE	Grand Total
Felony Charges	Original Plea	5 (0.6%)	476 (52.5%)	426 (47.0%)	907 (100.0%)
	Final Plea	466 (51.4%)	15 (1.7%)	426 (47.0%)	907 (100.0%)
Felony amended to Non-Felony	Original Plea		3 (12.5%)	21 (87.5%)	24 (100.0%)
	Final Plea	2 (8.3%)	1 (4.2%)	21 (87.5%)	24 (100.0%)

27A.460(5) Percentage of pleas as charges

27A.460(6) Percentage of pleas to reduce charges

* A case may consist of one or multiple convicted charges, the distinct count on cases counts the case only once.

* Convicted charges, percent of charges and the distinct count of cases are sorted by the highest sentence penalty for each of the convicted charges (Guilty, Guilty - Multiple Counts, Prepayable Citation - Paid or Guilty - Sealed Sentence, Enhanced).



ADMINISTRATIVE OFFICE OF THE COURTS
Research and Statistics
 Annual Report FY 2022
 Circuit Court - Felony Criminal Cases

GRAVES COUNTY

Cases can have multiple charges which are heard either by a Court Trial, Jury Trial, No Trial or by a combination of trial types. Depending upon the seriousness of the offense and the consequences of a Guilty verdict, defendants in Criminal Cases have the constitutional right to a jury of their peers. In a Jury Trial, the Judge decides questions of law and the jury decides whether the defendant is guilty or not guilty on each of the offenses charted. The cases are categorized by how all the charges within the case were disposed. If all charges were disposed by the same trial type, it is counted in the separate category, otherwise, it is counted within the "Mixed Trial" category. If a charge had no trial type entered or it had "No Trial", then it is counted in the "No Trial" category.

Cases by Trial Type
 27A.460(7), (8), (9), (10)

	Jury Trial	Mixed Trial Types	No Trial	Grand Total
Felony Amended Down to Non-Felony		1 4.55%	21 95.45%	22 100.00%
Felony Charges	4 0.88%	17 3.72%	436 95.40%	457 100.00%
Felony Convictions	2 0.73%	16 5.82%	257 93.45%	275 100.00%

- 27A.460(7) Percentage of disposition to guilty as charged by trial
- 27A.460(8) Percentage of those found guilty of lesser charge by trial
- 27A.460(9) Percentage of cases where jury trial taken
- 27A.460(10) Percentage of trials which are bench (court) trials

Shock Probation by Disposition Type
 27A.440(3)(b)

	Denied	Granted	Grand Total
0026090 SHOCK PROBATION IN FELONY CONVICTIONS	43 47.78%	47 52.22%	90 100.00%
0026100 SHOCK PROBATION IN MISDEMEANOR CONVICTIONS		1 100.00%	1 100.00%

27A.440(3)(b) Extracted data on shock probation shall be placed in the annual report of the Administrative Office of the Courts

* A case may consist of one or multiple convicted charges, the distinct count on cases counts the case only once.
 * Other disposition types include: Denied, Extradition, Grand Jury, Granted, Merged, Mistrial, Grand Jury, Other, Remanded, and Sealed Records.



ADMINISTRATIVE OFFICE OF THE COURTS
Research and Statistics
 Annual Report FY 2022
 Circuit Court - Felony Criminal Cases

GRAVES COUNTY

Youthful Offenders

There were 3 Felony level offenses and 0 Non-Felony level offenses disposed within 2 Circuit Criminal cases during the fiscal year. Non-Felony offenses include Misdemeanor, Violation, Local Ordinance, or Other level offenses within those cases.

27A.460(11)

	Charges	Cases
Felony	3	2
Felony amended to Non-Felony	0	0

27A.460(11) The number of juvenile offenders tried as an adult

Of the 3 Felony level offenses disposed within the Youthful Offender cases, 3 (100.0%) Charges were convicted

Youthful Offender

	Convictions	Grand Total
Felony Charges by Disposition Type	3	3

Note: A youth charged prior to their 18th birthday, proceeded against as a youthful offender under KRS 635.020(7) may not be included in the above.

KRS 635.020(7) If a person who is eighteen (18) or older and before the court is charged with a felony that occurred prior to his eighteenth birthday, the court shall, upon motion of the county attorney made prior to adjudication, and after the county attorney has consulted with the Commonwealth's Attorney, that the child be proceeded against as a youthful offender, proceed in accordance with the provisions of KRS 640.010.

* A case may consist of one or multiple convicted charges, the distinct count on cases counts the case only once.

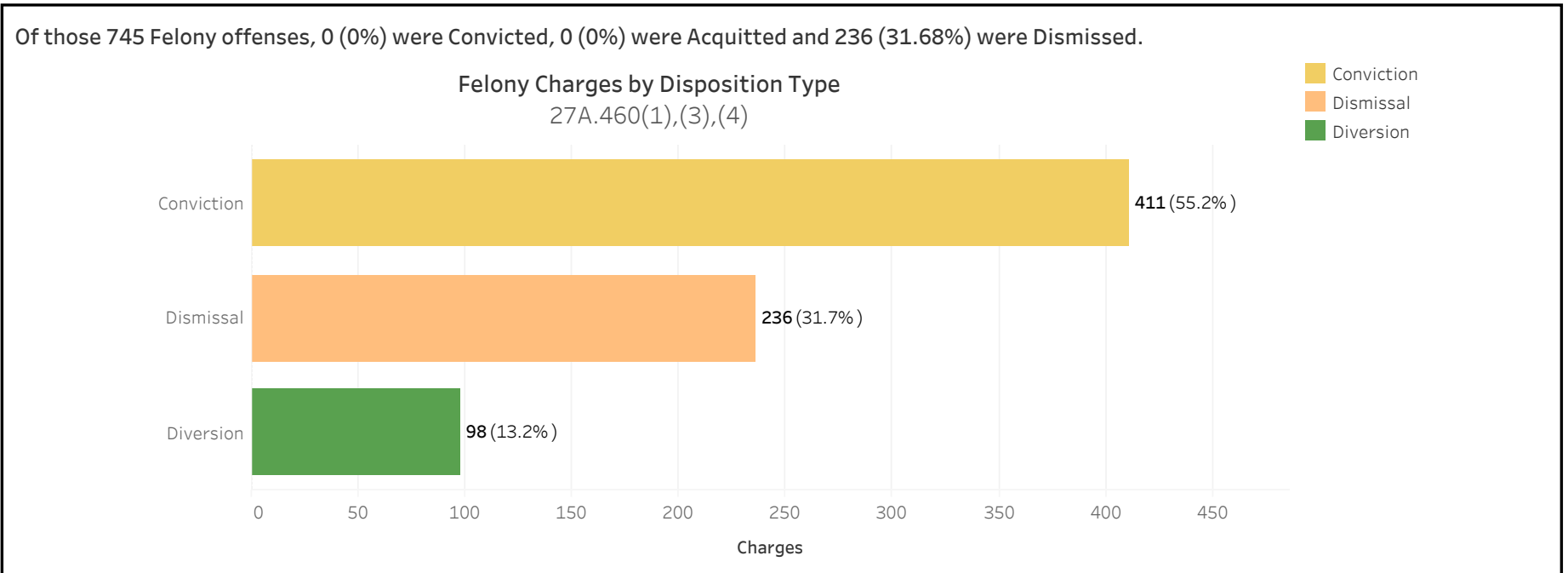


ADMINISTRATIVE OFFICE OF THE COURTS
Research and Statistics
 Annual Report FY 2022
 Circuit Court - Felony Criminal Cases

GRAYSON COUNTY

There were 745 Felony level offenses and 46 Non-Felony level offenses disposed within 418 Circuit Criminal cases during the Fiscal Year. Non-Felony offenses include Misdemeanor, Violation, Local Ordinance or Other level offenses within those cases.

		Charges	Cases
GRAYSON	Felony	745	385
	Felony amended to Non-Felony	46	



27A.460(1) Conviction Percentages
 27A.460(3) Percentage of Acquittals
 27A.460(4) Percentage of Dismissals

* A case may consist of one or multiple convicted charges, the distinct count on cases counts the case only once.
 * Other disposition types include: Denied, Extradition, Grand Jury, Granted, Merged, Mistrial, Grand Jury, Other, Remanded, and Sealed Records.



ADMINISTRATIVE OFFICE OF THE COURTS
Research and Statistics
 Annual Report FY 2022
 Circuit Court - Felony Criminal Cases

GRAYSON COUNTY

Felony Charges Convicted by Highest Penalty Type

Penalty Type	Felony			MISDEMEANOR			VIOLATION			Grand Total		
	Charges	% of Chgs	Cases	Charges	% of Chgs	Cases	Charges	% of Chgs	Cases	Charges	% of Chgs	Cases
Incarcerated Prison	131	36.0%	71	1	0.4%	1				132	20.7%	71
Incarcerated Jail	35	9.6%	31	77	28.4%	45				112	17.5%	59
Alternative: Probation	116	31.9%	72	122	45.0%	59				238	37.2%	92
Alternative Sentence	1	0.3%	1	7	2.6%	4				8	1.3%	5
Pay Fine	1	0.3%	1	25	9.2%	21	3	75.0%	3	29	4.5%	24
Pay Court Cost	11	3.0%	11	3	1.1%	3				14	2.2%	14
Other Penalty	65	17.9%	54	34	12.5%	28	1	25.0%	1	100	15.6%	65
No Sentence	4	1.1%	4	2	0.7%	2				6	0.9%	6
Grand Total	364	100.0%	223	271	100.0%	142	4	100.0%	4	639	100.0%	266

27A.460(2) Percentages of fines, imprisonment, or other penalty assessment

Original & Final Plea Type

		GUILTY	NOT GUILTY	UNKNOWN PLEA TYPE	Grand Total
Felony Charges	Original Plea	1 (0.1%)	378 (50.7%)	366 (49.1%)	745 (100.0%)
	Final Plea	367 (49.3%)	12 (1.6%)	366 (49.1%)	745 (100.0%)
Felony amended to Non-Felony	Original Plea			46 (100.0%)	46 (100.0%)
	Final Plea			46 (100.0%)	46 (100.0%)

27A.460(5) Percentage of pleas as charges

27A.460(6) Percentage of pleas to reduce charges

* A case may consist of one or multiple convicted charges, the distinct count on cases counts the case only once.

* Convicted charges, percent of charges and the distinct count of cases are sorted by the highest sentence penalty for each of the convicted charges (Guilty, Guilty - Multiple Counts, Prepayable Citation - Paid or Guilty - Sealed Sentence, Enhanced).



ADMINISTRATIVE OFFICE OF THE COURTS
Research and Statistics
 Annual Report FY 2022
 Circuit Court - Felony Criminal Cases

GRAYSON COUNTY

Cases can have multiple charges which are heard either by a Court Trial, Jury Trial, No Trial or by a combination of trial types. Depending upon the seriousness of the offense and the consequences of a Guilty verdict, defendants in Criminal Cases have the constitutional right to a jury of their peers. In a Jury Trial, the Judge decides questions of law and the jury decides whether the defendant is guilty or not guilty on each of the offenses charted. The cases are categorized by how all the charges within the case were disposed. If all charges were disposed by the same trial type, it is counted in the separate category, otherwise, it is counted within the "Mixed Trial" category. If a charge had no trial type entered or it had "No Trial", then it is counted in the "No Trial" category.

Cases by Trial Type
 27A.460(7), (8), (9), (10)

	Court Trial	Jury Trial	Mixed Trial Types	No Trial	Grand Total
Felony Amended Down to Non-Felony			2 6.06%	31 93.94%	33 100.00%
Felony Charges	2 0.52%	1 0.26%	2 0.52%	380 98.70%	385 100.00%
Felony Convictions			1 0.45%	222 99.55%	223 100.00%

- 27A.460(7) Percentage of disposition to guilty as charged by trial
- 27A.460(8) Percentage of those found guilty of lesser charge by trial
- 27A.460(9) Percentage of cases where jury trial taken
- 27A.460(10) Percentage of trials which are bench (court) trials

Shock Probation by Disposition Type
 27A.440(3)(b)

	Denied	Granted	Grand Total
0026090 SHOCK PROBATION IN FELONY CONVICTIONS	29 87.88%	4 12.12%	33 100.00%

27A.440(3)(b) Extracted data on shock probation shall be placed in the annual report of the Administrative Office of the Courts

* A case may consist of one or multiple convicted charges, the distinct count on cases counts the case only once.
 * Other disposition types include: Denied, Extradition, Grand Jury, Granted, Merged, Mistrial, Grand Jury, Other, Remanded, and Sealed Records.



ADMINISTRATIVE OFFICE OF THE COURTS
Research and Statistics
 Annual Report FY 2022
 Circuit Court - Felony Criminal Cases

GRAYSON COUNTY

Youthful Offenders

There were 0 Felony level offenses and 0 Non-Felony level offenses disposed within 0 Circuit Criminal cases during the fiscal year. Non-Felony offenses include Misdemeanor, Violation, Local Ordinance, or Other level offenses within those cases.

27A.460(11)

Charges	Cases
0	0

27A.460(11) The number of juvenile offenders tried as an adult

Of the 0 Felony level offenses disposed within the Youthful Offender cases, 0 (None%) Charges were convicted

Youthful Offender

Felony Charges by Disposition Type	0	Grand Total	0

Note: A youth charged prior to their 18th birthday, proceeded against as a youthful offender under KRS 635.020(7) may not be included in the above.

KRS 635.020(7) If a person who is eighteen (18) or older and before the court is charged with a felony that occurred prior to his eighteenth birthday, the court shall, upon motion of the county attorney made prior to adjudication, and after the county attorney has consulted with the Commonwealth's Attorney, that the child be proceeded against as a youthful offender, proceed in accordance with the provisions of KRS 640.010.

* A case may consist of one or multiple convicted charges, the distinct count on cases counts the case only once.

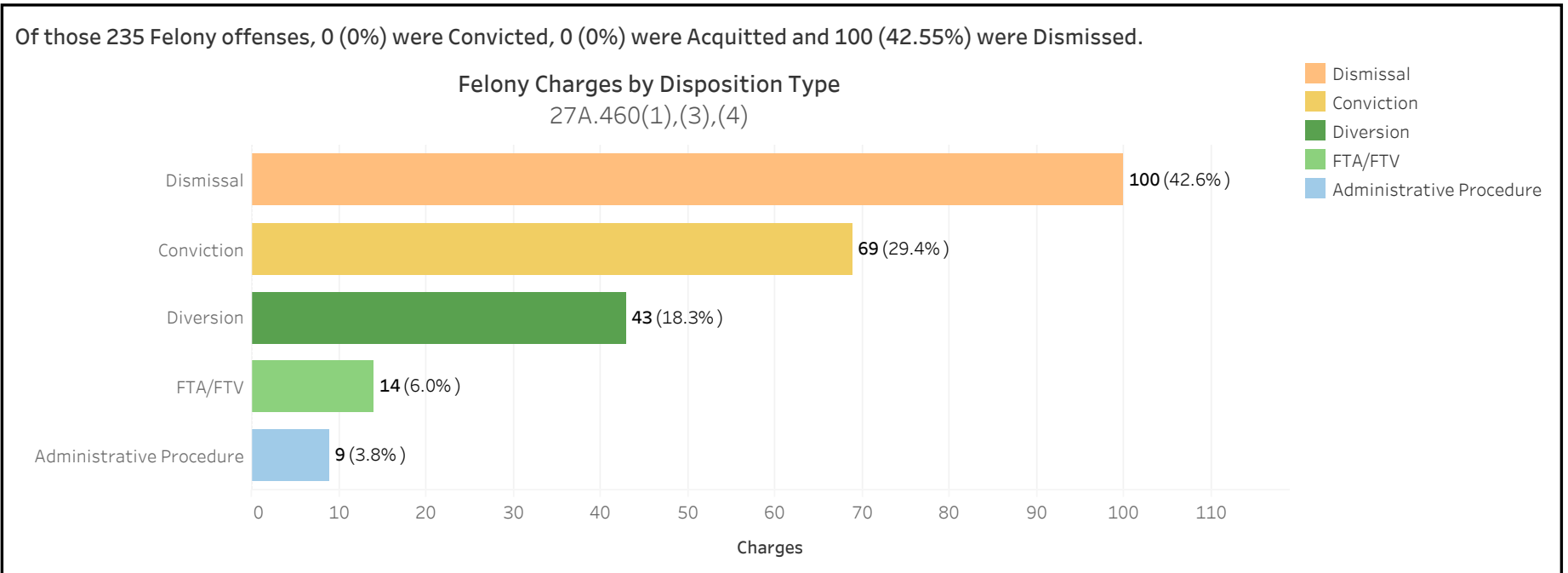


ADMINISTRATIVE OFFICE OF THE COURTS
Research and Statistics
 Annual Report FY 2022
 Circuit Court - Felony Criminal Cases

GREEN COUNTY

There were 235 Felony level offenses and 21 Non-Felony level offenses disposed within 116 Circuit Criminal cases during the Fiscal Year. Non-Felony offenses include Misdemeanor, Violation, Local Ordinance or Other level offenses within those cases.

		Charges	Cases
GREEN	Felony	235	102
	Felony amended to Non-Felony	21	



27A.460(1) Conviction Percentages
 27A.460(3) Percentage of Acquittals
 27A.460(4) Percentage of Dismissals

* A case may consist of one or multiple convicted charges, the distinct count on cases counts the case only once.
 * Other disposition types include: Denied, Extradition, Grand Jury, Granted, Merged, Mistrial, Grand Jury, Other, Remanded, and Sealed Records.



ADMINISTRATIVE OFFICE OF THE COURTS
Research and Statistics
 Annual Report FY 2022
 Circuit Court - Felony Criminal Cases

GREEN COUNTY

Felony Charges Convicted by Highest Penalty Type

Penalty Type	Felony			MISDEMEANOR			VIOLATION			Grand Total		
	Charges	% of Chgs	Cases	Charges	% of Chgs	Cases	Charges	% of Chgs	Cases	Charges	% of Chgs	Cases
Incarcerated Prison	23	33.3%	9	1	0.8%	1				24	10.2%	9
Incarcerated Jail	10	14.5%	5	26	20.2%	11				36	15.3%	13
Alternative: Probation	11	15.9%	9	22	17.1%	16	2	5.4%	2	35	14.9%	20
Alternative: Cond. Discharged	1	1.4%	1	1	0.8%	1				2	0.9%	2
Alternative Sentence							1	2.7%	1	1	0.4%	1
Pay Fine				3	2.3%	3	7	18.9%	3	10	4.3%	6
Pay Court Cost	3	4.3%	3	5	3.9%	5				8	3.4%	8
Other Penalty	21	30.4%	14	71	55.0%	30	23	62.2%	9	115	48.9%	36
No Sentence							4	10.8%	2	4	1.7%	2
Grand Total	69	100.0%	41	129	100.0%	53	37	100.0%	17	235	100.0%	68

27A.460(2) Percentages of fines, imprisonment, or other penalty assessment

Original & Final Plea Type

		UNKNOWN PLEA TYPE	Grand Total
Felony Charges	Original Plea	235 (100.0%)	235 (100.0%)
	Final Plea	235 (100.0%)	235 (100.0%)
Felony amended to Non-Felony	Original Plea	21 (100.0%)	21 (100.0%)
	Final Plea	21 (100.0%)	21 (100.0%)

27A.460(5) Percentage of pleas as charges

27A.460(6) Percentage of pleas to reduce charges

* A case may consist of one or multiple convicted charges, the distinct count on cases counts the case only once.

* Convicted charges, percent of charges and the distinct count of cases are sorted by the highest sentence penalty for each of the convicted charges (Guilty, Guilty - Multiple Counts, Prepayable Citation - Paid or Guilty - Sealed Sentence, Enhanced).



ADMINISTRATIVE OFFICE OF THE COURTS
Research and Statistics
 Annual Report FY 2022
 Circuit Court - Felony Criminal Cases

GREEN COUNTY

Cases can have multiple charges which are heard either by a Court Trial, Jury Trial, No Trial or by a combination of trial types. Depending upon the seriousness of the offense and the consequences of a Guilty verdict, defendants in Criminal Cases have the constitutional right to a jury of their peers. In a Jury Trial, the Judge decides questions of law and the jury decides whether the defendant is guilty or not guilty on each of the offenses charted. The cases are categorized by how all the charges within the case were disposed. If all charges were disposed by the same trial type, it is counted in the separate category, otherwise, it is counted within the "Mixed Trial" category. If a charge had no trial type entered or it had "No Trial", then it is counted in the "No Trial" category.

Cases by Trial Type
 27A.460(7), (8), (9), (10)

	Mixed Trial Types	No Trial	Grand Total
Felony Amended Down to Non-Felony	2 14.29%	12 85.71%	14 100.00%
Felony Charges	3 2.94%	99 97.06%	102 100.00%
Felony Convictions	1 2.44%	40 97.56%	41 100.00%

- 27A.460(7) Percentage of disposition to guilty as charged by trial
- 27A.460(8) Percentage of those found guilty of lesser charge by trial
- 27A.460(9) Percentage of cases where jury trial taken
- 27A.460(10) Percentage of trials which are bench (court) trials

Shock Probation by Disposition Type
 27A.440(3)(b)

	Denied	Granted	Grand Total
0026090 SHOCK PROBATION IN FELONY CONVICTIONS	5 83.33%	1 16.67%	6 100.00%

27A.440(3)(b) Extracted data on shock probation shall be placed in the annual report of the Administrative Office of the Courts

* A case may consist of one or multiple convicted charges, the distinct count on cases counts the case only once.
 * Other disposition types include: Denied, Extradition, Grand Jury, Granted, Merged, Mistrial, Grand Jury, Other, Remanded, and Sealed Records.



ADMINISTRATIVE OFFICE OF THE COURTS
Research and Statistics
 Annual Report FY 2022
 Circuit Court - Felony Criminal Cases

GREEN COUNTY

Youthful Offenders

There were 0 Felony level offenses and 0 Non-Felony level offenses disposed within 0 Circuit Criminal cases during the fiscal year. Non-Felony offenses include Misdemeanor, Violation, Local Ordinance, or Other level offenses within those cases.

27A.460(11)

Charges	Cases
0	0

27A.460(11) The number of juvenile offenders tried as an adult

Of the 0 Felony level offenses disposed within the Youthful Offender cases, 0 (None%) Charges were convicted

Youthful Offender

Felony Charges by Disposition Type	0	Grand Total	0

Note: A youth charged prior to their 18th birthday, proceeded against as a youthful offender under KRS 635.020(7) may not be included in the above.

KRS 635.020(7) If a person who is eighteen (18) or older and before the court is charged with a felony that occurred prior to his eighteenth birthday, the court shall, upon motion of the county attorney made prior to adjudication, and after the county attorney has consulted with the Commonwealth's Attorney, that the child be proceeded against as a youthful offender, proceed in accordance with the provisions of KRS 640.010.

* A case may consist of one or multiple convicted charges, the distinct count on cases counts the case only once.

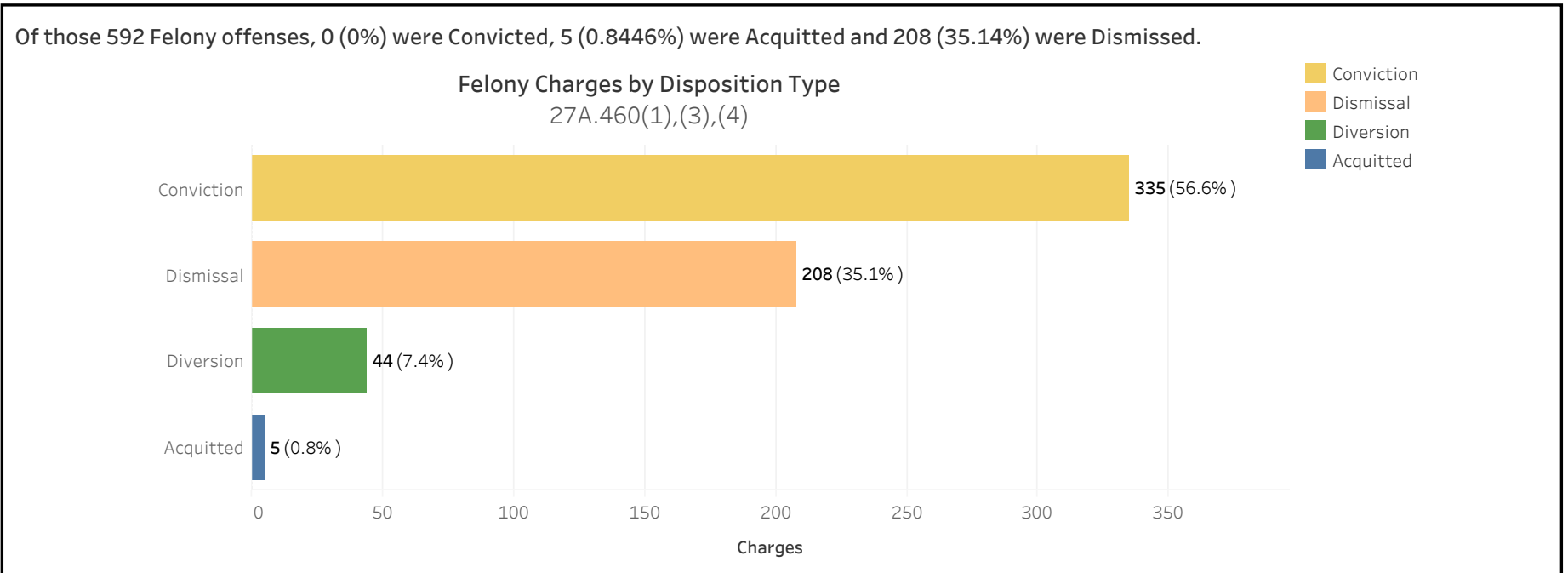


ADMINISTRATIVE OFFICE OF THE COURTS
Research and Statistics
 Annual Report FY 2022
 Circuit Court - Felony Criminal Cases

GREENUP COUNTY

There were 592 Felony level offenses and 5 Non-Felony level offenses disposed within 262 Circuit Criminal cases during the Fiscal Year. Non-Felony offenses include Misdemeanor, Violation, Local Ordinance or Other level offenses within those cases.

		Charges	Cases
GREENUP	Felony	592	258
	Felony amended to Non-Felony	5	



27A.460(1) Conviction Percentages
 27A.460(3) Percentage of Acquittals
 27A.460(4) Percentage of Dismissals

* A case may consist of one or multiple convicted charges, the distinct count on cases counts the case only once.
 * Other disposition types include: Denied, Extradition, Grand Jury, Granted, Merged, Mistrial, Grand Jury, Other, Remanded, and Sealed Records.



ADMINISTRATIVE OFFICE OF THE COURTS
Research and Statistics
 Annual Report FY 2022
 Circuit Court - Felony Criminal Cases

GREENUP COUNTY

Felony Charges Convicted by Highest Penalty Type

Penalty Type	Felony			MISDEMEANOR			VIOLATION			Grand Total		
	Charges	% of Chgs	Cases	Charges	% of Chgs	Cases	Charges	% of Chgs	Cases	Charges	% of Chgs	Cases
Incarcerated Prison	205	62.7%	100	1	0.7%	1				206	41.0%	100
Incarcerated Jail	56	17.1%	44	77	50.7%	52				133	26.4%	71
Alternative: Probation	62	19.0%	50	1	0.7%	1				63	12.5%	50
Alternative: Cond. Discharged				60	39.5%	38	2	8.3%	1	62	12.3%	38
Pay Fine				10	6.6%	10	14	58.3%	11	24	4.8%	21
Other Penalty	1	0.3%	1							1	0.2%	1
No Sentence	3	0.9%	2	3	2.0%	3	8	33.3%	7	14	2.8%	12
Grand Total	327	100.0%	184	152	100.0%	92	24	100.0%	16	503	100.0%	198

27A.460(2) Percentages of fines, imprisonment, or other penalty assessment

Original & Final Plea Type

		GUILTY	NOT GUILTY	UNKNOWN PLEA TYPE	Grand Total
Felony Charges	Original Plea		290 (49.0%)	302 (51.0%)	592 (100.0%)
	Final Plea	291 (49.2%)		301 (50.8%)	592 (100.0%)
Felony amended to Non-Felony	Original Plea			5 (100.0%)	5 (100.0%)
	Final Plea			5 (100.0%)	5 (100.0%)

27A.460(5) Percentage of pleas as charges

27A.460(6) Percentage of pleas to reduce charges

* A case may consist of one or multiple convicted charges, the distinct count on cases counts the case only once.

* Convicted charges, percent of charges and the distinct count of cases are sorted by the highest sentence penalty for each of the convicted charges (Guilty, Guilty - Multiple Counts, Prepayable Citation - Paid or Guilty - Sealed Sentence, Enhanced).



ADMINISTRATIVE OFFICE OF THE COURTS
Research and Statistics
 Annual Report FY 2022
 Circuit Court - Felony Criminal Cases

GREENUP COUNTY

Cases can have multiple charges which are heard either by a Court Trial, Jury Trial, No Trial or by a combination of trial types. Depending upon the seriousness of the offense and the consequences of a Guilty verdict, defendants in Criminal Cases have the constitutional right to a jury of their peers. In a Jury Trial, the Judge decides questions of law and the jury decides whether the defendant is guilty or not guilty on each of the offenses charted. The cases are categorized by how all the charges within the case were disposed. If all charges were disposed by the same trial type, it is counted in the separate category, otherwise, it is counted within the "Mixed Trial" category. If a charge had no trial type entered or it had "No Trial", then it is counted in the "No Trial" category.

Cases by Trial Type
 27A.460(7), (8), (9), (10)

	Jury Trial	Mixed Trial Types	No Trial	Grand Total
Felony Amended Down to Non-Felony		1 25.00%	3 75.00%	4 100.00%
Felony Charges	2 0.78%	26 10.08%	230 89.15%	258 100.00%
Felony Convictions	2 1.09%	16 8.70%	166 90.22%	184 100.00%

- 27A.460(7) Percentage of disposition to guilty as charged by trial
- 27A.460(8) Percentage of those found guilty of lesser charge by trial
- 27A.460(9) Percentage of cases where jury trial taken
- 27A.460(10) Percentage of trials which are bench (court) trials

Shock Probation by Disposition Type
 27A.440(3)(b)

	Denied	Granted	Others	Grand Total
0026090 SHOCK PROBATION IN FELONY CONVICTIONS	42 89.36%	4 8.51%	1 2.13%	47 100.00%

27A.440(3)(b) Extracted data on shock probation shall be placed in the annual report of the Administrative Office of the Courts

* A case may consist of one or multiple convicted charges, the distinct count on cases counts the case only once.
 * Other disposition types include: Denied, Extradition, Grand Jury, Granted, Merged, Mistrial, Grand Jury, Other, Remanded, and Sealed Records.



ADMINISTRATIVE OFFICE OF THE COURTS
Research and Statistics
Annual Report FY 2022
Circuit Court - Felony Criminal Cases

GREENUP COUNTY

Youthful Offenders

There were 0 Felony level offenses and 0 Non-Felony level offenses disposed within 0 Circuit Criminal cases during the fiscal year. Non-Felony offenses include Misdemeanor, Violation, Local Ordinance, or Other level offenses within those cases.

27A.460(11)

	Charges	Cases
	0	0

27A.460(11) The number of juvenile offenders tried as an adult

Of the 0 Felony level offenses disposed within the Youthful Offender cases, 0 (None%) Charges were convicted

Youthful Offender

		Grand Total
Felony Charges by Disposition Type	0	0

Note: A youth charged prior to their 18th birthday, proceeded against as a youthful offender under KRS 635.020(7) may not be included in the above.

KRS 635.020(7) If a person who is eighteen (18) or older and before the court is charged with a felony that occurred prior to his eighteenth birthday, the court shall, upon motion of the county attorney made prior to adjudication, and after the county attorney has consulted with the Commonwealth's Attorney, that the child be proceeded against as a youthful offender, proceed in accordance with the provisions of KRS 640.010.

* A case may consist of one or multiple convicted charges, the distinct count on cases counts the case only once.

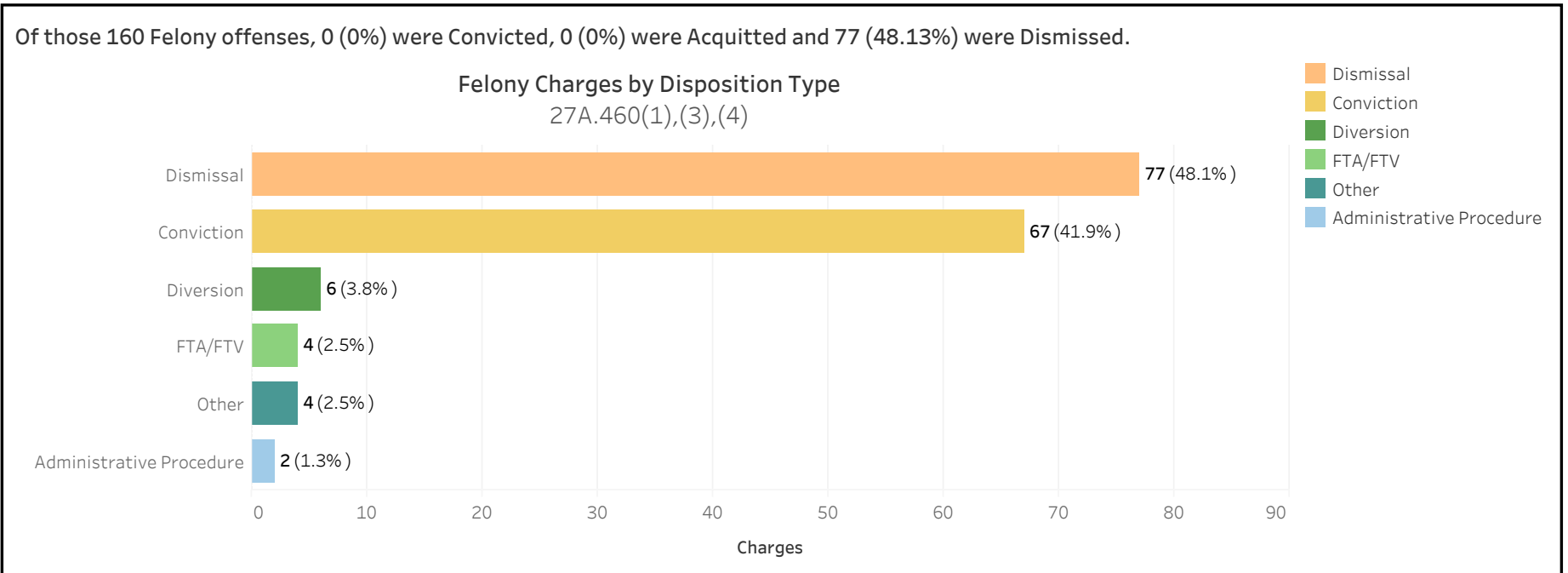


ADMINISTRATIVE OFFICE OF THE COURTS
Research and Statistics
 Annual Report FY 2022
 Circuit Court - Felony Criminal Cases

HANCOCK COUNTY

There were 160 Felony level offenses and 4 Non-Felony level offenses disposed within 79 Circuit Criminal cases during the Fiscal Year. Non-Felony offenses include Misdemeanor, Violation, Local Ordinance or Other level offenses within those cases.

		Charges	Cases
HANCOCK	Felony	160	75
	Felony amended to Non-Felony	4	



27A.460(1) Conviction Percentages
 27A.460(3) Percentage of Acquittals
 27A.460(4) Percentage of Dismissals

* A case may consist of one or multiple convicted charges, the distinct count on cases counts the case only once.
 * Other disposition types include: Denied, Extradition, Grand Jury, Granted, Merged, Mistrial, Grand Jury, Other, Remanded, and Sealed Records.



ADMINISTRATIVE OFFICE OF THE COURTS
Research and Statistics
 Annual Report FY 2022
 Circuit Court - Felony Criminal Cases

HANCOCK COUNTY

Felony Charges Convicted by Highest Penalty Type

Penalty Type	Felony			MISDEMEANOR			Grand Total		
	Charges	% of Chgs	Cases	Charges	% of Chgs	Cases	Charges	% of Chgs	Cases
Incarcerated Prison	37	55.2%	22				37	46.8%	22
Incarcerated Jail	7	10.4%	6	7	58.3%	6	14	17.7%	9
Alternative: Probation	19	28.4%	16	5	41.7%	5	24	30.4%	19
Alternative: Cond. Discharged	2	3.0%	2				2	2.5%	2
Other Penalty	1	1.5%	1				1	1.3%	1
No Sentence	1	1.5%	1				1	1.3%	1
Grand Total	67	100.0%	48	12	100.0%	11	79	100.0%	52

27A.460(2) Percentages of fines, imprisonment, or other penalty assessment

Original & Final Plea Type

		GUILTY	NOT GUILTY	UNKNOWN PLEA TYPE	Grand Total
Felony Charges	Original Plea	6 (3.8%)	9 (5.6%)	145 (90.6%)	160 (100.0%)
	Final Plea	15 (9.4%)		145 (90.6%)	160 (100.0%)
Felony amended to Non-Felony	Original Plea			4 (100.0%)	4 (100.0%)
	Final Plea			4 (100.0%)	4 (100.0%)

27A.460(5) Percentage of pleas as charges

27A.460(6) Percentage of pleas to reduce charges

* A case may consist of one or multiple convicted charges, the distinct count on cases counts the case only once.

* Convicted charges, percent of charges and the distinct count of cases are sorted by the highest sentence penalty for each of the convicted charges (Guilty, Guilty - Multiple Counts, Prepayable Citation - Paid or Guilty - Sealed Sentence, Enhanced).



ADMINISTRATIVE OFFICE OF THE COURTS
Research and Statistics
 Annual Report FY 2022
 Circuit Court - Felony Criminal Cases

HANCOCK COUNTY

Cases can have multiple charges which are heard either by a Court Trial, Jury Trial, No Trial or by a combination of trial types. Depending upon the seriousness of the offense and the consequences of a Guilty verdict, defendants in Criminal Cases have the constitutional right to a jury of their peers. In a Jury Trial, the Judge decides questions of law and the jury decides whether the defendant is guilty or not guilty on each of the offenses charted. The cases are categorized by how all the charges within the case were disposed. If all charges were disposed by the same trial type, it is counted in the separate category, otherwise, it is counted within the "Mixed Trial" category. If a charge had no trial type entered or it had "No Trial", then it is counted in the "No Trial" category.

Cases by Trial Type
 27A.460(7), (8), (9), (10)

	Mixed Trial Types	No Trial	Grand Total
Felony Amended Down to Non-Felony		4 100.00%	4 100.00%
Felony Charges	5 6.67%	70 93.33%	75 100.00%
Felony Convictions	4 8.33%	44 91.67%	48 100.00%

- 27A.460(7) Percentage of disposition to guilty as charged by trial
- 27A.460(8) Percentage of those found guilty of lesser charge by trial
- 27A.460(9) Percentage of cases where jury trial taken
- 27A.460(10) Percentage of trials which are bench (court) trials

Shock Probation by Disposition Type
 27A.440(3)(b)

	Granted	Others	Vacated	Grand Total
0026090 SHOCK PROBATION IN FELONY CONVICTIONS	8 80.00%	1 10.00%	1 10.00%	10 100.00%

27A.440(3)(b) Extracted data on shock probation shall be placed in the annual report of the Administrative Office of the Courts

* A case may consist of one or multiple convicted charges, the distinct count on cases counts the case only once.
 * Other disposition types include: Denied, Extradition, Grand Jury, Granted, Merged, Mistrial, Grand Jury, Other, Remanded, and Sealed Records.



ADMINISTRATIVE OFFICE OF THE COURTS
Research and Statistics
 Annual Report FY 2022
 Circuit Court - Felony Criminal Cases

HANCOCK COUNTY

Youthful Offenders

There were 0 Felony level offenses and 0 Non-Felony level offenses disposed within 0 Circuit Criminal cases during the fiscal year. Non-Felony offenses include Misdemeanor, Violation, Local Ordinance, or Other level offenses within those cases.

27A.460(11)

Charges	Cases
0	0

27A.460(11) The number of juvenile offenders tried as an adult

Of the 0 Felony level offenses disposed within the Youthful Offender cases, 0 (None%) Charges were convicted

Youthful Offender

Felony Charges by Disposition Type	0	Grand Total	0

Note: A youth charged prior to their 18th birthday, proceeded against as a youthful offender under KRS 635.020(7) may not be included in the above.

KRS 635.020(7) If a person who is eighteen (18) or older and before the court is charged with a felony that occurred prior to his eighteenth birthday, the court shall, upon motion of the county attorney made prior to adjudication, and after the county attorney has consulted with the Commonwealth's Attorney, that the child be proceeded against as a youthful offender, proceed in accordance with the provisions of KRS 640.010.

* A case may consist of one or multiple convicted charges, the distinct count on cases counts the case only once.

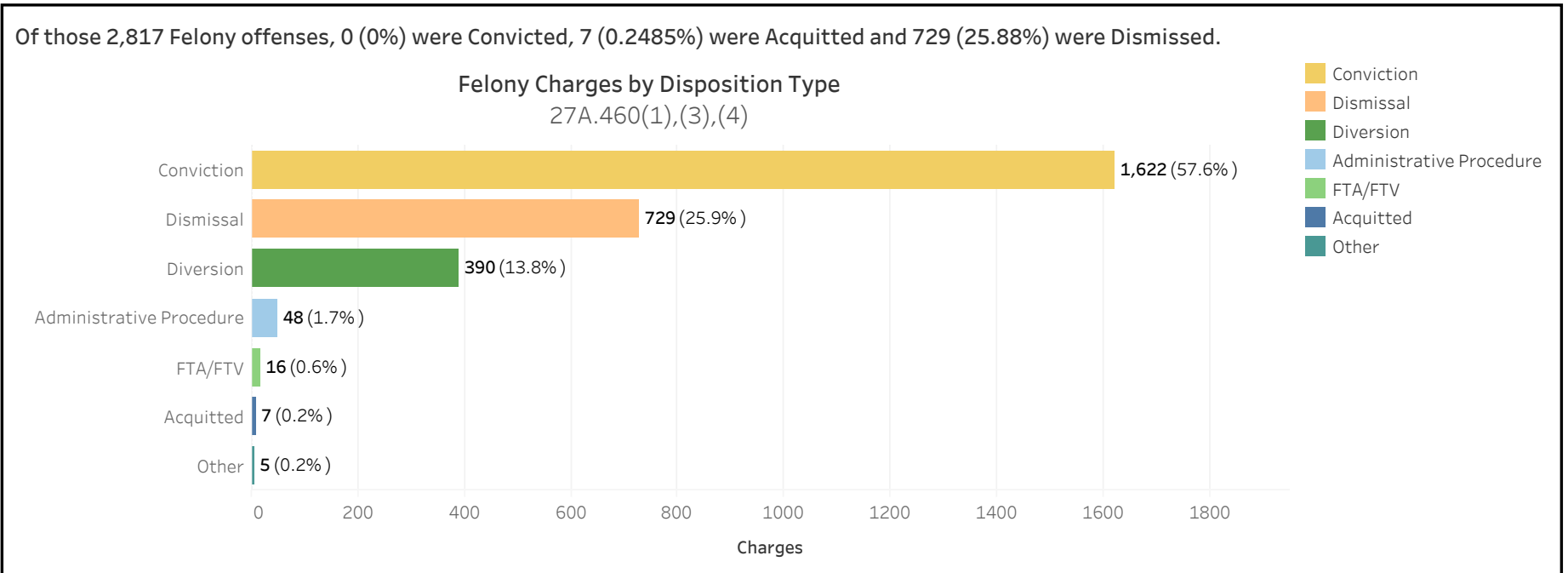


ADMINISTRATIVE OFFICE OF THE COURTS
Research and Statistics
 Annual Report FY 2022
 Circuit Court - Felony Criminal Cases

HARDIN COUNTY

There were 2,817 Felony level offenses and 64 Non-Felony level offenses disposed within 1,613 Circuit Criminal cases during the Fiscal Year. Non-Felony offenses include Misdemeanor, Violation, Local Ordinance or Other level offenses within those cases.

		Charges	Cases
HARDIN	Felony	2,817	1,555
	Felony amended to Non-Felony	64	



27A.460(1) Conviction Percentages
 27A.460(3) Percentage of Acquittals
 27A.460(4) Percentage of Dismissals

* A case may consist of one or multiple convicted charges, the distinct count on cases counts the case only once.
 * Other disposition types include: Denied, Extradition, Grand Jury, Granted, Merged, Mistrial, Grand Jury, Other, Remanded, and Sealed Records.



ADMINISTRATIVE OFFICE OF THE COURTS
Research and Statistics
 Annual Report FY 2022
 Circuit Court - Felony Criminal Cases

HARDIN COUNTY

Felony Charges Convicted by Highest Penalty Type

Penalty Type	Felony			MISDEMEANOR			VIOLATION			Grand Total		
	Charges	% of Chgs	Cases	Charges	% of Chgs	Cases	Charges	% of Chgs	Cases	Charges	% of Chgs	Cases
Incarcerated Prison	749	47.0%	348	8	0.9%	8	1	2.6%	1	758	30.1%	351
Incarcerated Jail	263	16.5%	201	536	60.2%	313				799	31.7%	423
Alternative: Probation	63	4.0%	43	142	15.9%	90				205	8.1%	113
Alternative: Cond. Discharged	1	0.1%	1							1	0.0%	1
Pay Fine	14	0.9%	14	5	0.6%	5	24	63.2%	13	43	1.7%	28
Pay Court Cost	234	14.7%	234	38	4.3%	38	2	5.3%	2	274	10.9%	274
Other Penalty	262	16.5%	195	161	18.1%	106	11	28.9%	6	434	17.2%	261
No Sentence	6	0.4%	4	1	0.1%	1				7	0.3%	5
Grand Total	1,592	100.0%	963	891	100.0%	519	38	100.0%	22	2,521	100.0%	1,048

27A.460(2) Percentages of fines, imprisonment, or other penalty assessment

Original & Final Plea Type

		GUILTY	NOT GUILTY	UNKNOWN PLEA TYPE	Grand Total
Felony Charges	Original Plea	221 (7.8%)	1,830 (65.0%)	766 (27.2%)	2,817 (100.0%)
	Final Plea	2,018 (71.6%)	33 (1.2%)	766 (27.2%)	2,817 (100.0%)
Felony amended to Non-Felony	Original Plea		9 (14.1%)	55 (85.9%)	64 (100.0%)
	Final Plea	7 (10.9%)	2 (3.1%)	55 (85.9%)	64 (100.0%)

27A.460(5) Percentage of pleas as charges

27A.460(6) Percentage of pleas to reduce charges

* A case may consist of one or multiple convicted charges, the distinct count on cases counts the case only once.

* Convicted charges, percent of charges and the distinct count of cases are sorted by the highest sentence penalty for each of the convicted charges (Guilty, Guilty - Multiple Counts, Prepayable Citation - Paid or Guilty - Sealed Sentence, Enhanced).



ADMINISTRATIVE OFFICE OF THE COURTS
Research and Statistics
 Annual Report FY 2022
 Circuit Court - Felony Criminal Cases

HARDIN COUNTY

Cases can have multiple charges which are heard either by a Court Trial, Jury Trial, No Trial or by a combination of trial types. Depending upon the seriousness of the offense and the consequences of a Guilty verdict, defendants in Criminal Cases have the constitutional right to a jury of their peers. In a Jury Trial, the Judge decides questions of law and the jury decides whether the defendant is guilty or not guilty on each of the offenses charted. The cases are categorized by how all the charges within the case were disposed. If all charges were disposed by the same trial type, it is counted in the separate category, otherwise, it is counted within the "Mixed Trial" category. If a charge had no trial type entered or it had "No Trial", then it is counted in the "No Trial" category.

Cases by Trial Type
 27A.460(7), (8), (9), (10)

	Jury Trial	Mixed Trial Types	No Trial	Grand Total
Felony Amended Down to Non-Felony		1 1.72%	57 98.28%	58 100.00%
Felony Charges	6 0.39%	7 0.45%	1,542 99.16%	1,555 100.00%
Felony Convictions	1 0.10%	3 0.31%	961 99.59%	965 100.00%

- 27A.460(7) Percentage of disposition to guilty as charged by trial
- 27A.460(8) Percentage of those found guilty of lesser charge by trial
- 27A.460(9) Percentage of cases where jury trial taken
- 27A.460(10) Percentage of trials which are bench (court) trials

Shock Probation by Disposition Type
 27A.440(3)(b)

	Denied	Granted	Grand Total
0026090 SHOCK PROBATION IN FELONY CONVICTIONS	150 96.77%	5 3.23%	155 100.00%

27A.440(3)(b) Extracted data on shock probation shall be placed in the annual report of the Administrative Office of the Courts

* A case may consist of one or multiple convicted charges, the distinct count on cases counts the case only once.
 * Other disposition types include: Denied, Extradition, Grand Jury, Granted, Merged, Mistrial, Grand Jury, Other, Remanded, and Sealed Records.



ADMINISTRATIVE OFFICE OF THE COURTS
Research and Statistics
Annual Report FY 2022
Circuit Court - Felony Criminal Cases

HARDIN COUNTY

Youthful Offenders

There were 7 Felony level offenses and 0 Non-Felony level offenses disposed within 3 Circuit Criminal cases during the fiscal year. Non-Felony offenses include Misdemeanor, Violation, Local Ordinance, or Other level offenses within those cases.

27A.460(11)

	Charges	Cases
Felony	7	3
Felony amended to Non-Felony	0	0

27A.460(11) The number of juvenile offenders tried as an adult

Of the 7 Felony level offenses disposed within the Youthful Offender cases, 6 (85.71%) Charges were convicted

Youthful Offender

	Convictions	Dismissal	Grand Total
Felony Charges by Disposition Type	6	1	7

Note: A youth charged prior to their 18th birthday, proceeded against as a youthful offender under KRS 635.020(7) may not be included in the above.

KRS 635.020(7) If a person who is eighteen (18) or older and before the court is charged with a felony that occurred prior to his eighteenth birthday, the court shall, upon motion of the county attorney made prior to adjudication, and after the county attorney has consulted with the Commonwealth's Attorney, that the child be proceeded against as a youthful offender, proceed in accordance with the provisions of KRS 640.010.

* A case may consist of one or multiple convicted charges, the distinct count on cases counts the case only once.

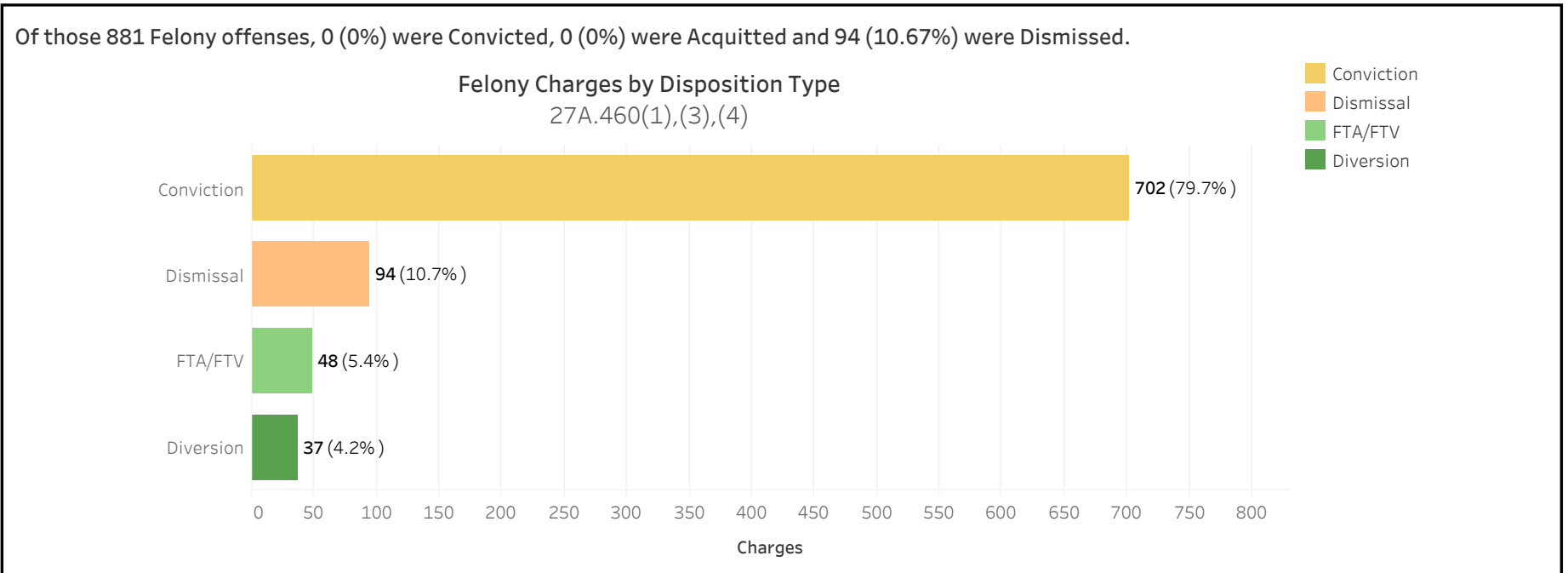


ADMINISTRATIVE OFFICE OF THE COURTS
Research and Statistics
 Annual Report FY 2022
 Circuit Court - Felony Criminal Cases

HARLAN COUNTY

There were 881 Felony level offenses and 4 Non-Felony level offenses disposed within 221 Circuit Criminal cases during the Fiscal Year. Non-Felony offenses include Misdemeanor, Violation, Local Ordinance or Other level offenses within those cases.

		Charges	Cases
HARLAN	Felony	881	217
	Felony amended to Non-Felony	4	



27A.460(1) Conviction Percentages
 27A.460(3) Percentage of Acquittals
 27A.460(4) Percentage of Dismissals

* A case may consist of one or multiple convicted charges, the distinct count on cases counts the case only once.
 * Other disposition types include: Denied, Extradition, Grand Jury, Granted, Merged, Mistrial, Grand Jury, Other, Remanded, and Sealed Records.



ADMINISTRATIVE OFFICE OF THE COURTS
Research and Statistics
 Annual Report FY 2022
 Circuit Court - Felony Criminal Cases

HARLAN COUNTY

Felony Charges Convicted by Highest Penalty Type

Penalty Type	Felony			MISDEMEANOR			VIOLATION			Grand Total		
	Charges	% of Chgs	Cases	Charges	% of Chgs	Cases	Charges	% of Chgs	Cases	Charges	% of Chgs	Cases
Incarcerated Prison	534	77.1%	22							534	61.0%	22
Incarcerated Jail	6	0.9%	6	40	25.5%	16				46	5.3%	21
Alternative: Probation	123	17.7%	74	93	59.2%	46				216	24.7%	77
Alternative: Cond. Discharged				1	0.6%	1				1	0.1%	1
Alternative Sentence	1	0.1%	1				1	3.8%	1	2	0.2%	2
Pay Fine				1	0.6%	1	25	96.2%	9	26	3.0%	9
Pay Court Cost	12	1.7%	12							12	1.4%	12
Other Penalty	16	2.3%	11	21	13.4%	9				37	4.2%	14
No Sentence	1	0.1%	1	1	0.6%	1				2	0.2%	2
Grand Total	693	100.0%	114	157	100.0%	70	26	100.0%	10	876	100.0%	119

27A.460(2) Percentages of fines, imprisonment, or other penalty assessment

Original & Final Plea Type

		GUILTY	NOT GUILTY	UNKNOWN PLEA TYPE	Grand Total
Felony Charges	Original Plea	3 (0.3%)	750 (85.1%)	128 (14.5%)	881 (100.0%)
	Final Plea	745 (84.6%)	8 (0.9%)	128 (14.5%)	881 (100.0%)
Felony amended to Non-Felony	Original Plea			4 (100.0%)	4 (100.0%)
	Final Plea			4 (100.0%)	4 (100.0%)

27A.460(5) Percentage of pleas as charges

27A.460(6) Percentage of pleas to reduce charges

* A case may consist of one or multiple convicted charges, the distinct count on cases counts the case only once.

* Convicted charges, percent of charges and the distinct count of cases are sorted by the highest sentence penalty for each of the convicted charges (Guilty, Guilty - Multiple Counts, Prepayable Citation - Paid or Guilty - Sealed Sentence, Enhanced).



ADMINISTRATIVE OFFICE OF THE COURTS
Research and Statistics
 Annual Report FY 2022
 Circuit Court - Felony Criminal Cases

HARLAN COUNTY

Cases can have multiple charges which are heard either by a Court Trial, Jury Trial, No Trial or by a combination of trial types. Depending upon the seriousness of the offense and the consequences of a Guilty verdict, defendants in Criminal Cases have the constitutional right to a jury of their peers. In a Jury Trial, the Judge decides questions of law and the jury decides whether the defendant is guilty or not guilty on each of the offenses charted. The cases are categorized by how all the charges within the case were disposed. If all charges were disposed by the same trial type, it is counted in the separate category, otherwise, it is counted within the "Mixed Trial" category. If a charge had no trial type entered or it had "No Trial", then it is counted in the "No Trial" category.

Cases by Trial Type
 27A.460(7), (8), (9), (10)

	Jury Trial	Mixed Trial Types	No Trial	Grand Total
Felony Amended Down to Non-Felony			4 100.00%	4 100.00%
Felony Charges	1 0.46%	5 2.30%	211 97.24%	217 100.00%
Felony Convictions	1 0.88%	3 2.63%	110 96.49%	114 100.00%

- 27A.460(7) Percentage of disposition to guilty as charged by trial
- 27A.460(8) Percentage of those found guilty of lesser charge by trial
- 27A.460(9) Percentage of cases where jury trial taken
- 27A.460(10) Percentage of trials which are bench (court) trials

Shock Probation by Disposition Type
 27A.440(3)(b)

	Denied	Granted	Grand Total
0026090 SHOCK PROBATION IN FELONY CONVICTIONS	4 80.00%	1 20.00%	5 100.00%

27A.440(3)(b) Extracted data on shock probation shall be placed in the annual report of the Administrative Office of the Courts

* A case may consist of one or multiple convicted charges, the distinct count on cases counts the case only once.
 * Other disposition types include: Denied, Extradition, Grand Jury, Granted, Merged, Mistrial, Grand Jury, Other, Remanded, and Sealed Records.



ADMINISTRATIVE OFFICE OF THE COURTS
Research and Statistics
 Annual Report FY 2022
 Circuit Court - Felony Criminal Cases

HARLAN COUNTY

Youthful Offenders

There were 0 Felony level offenses and 0 Non-Felony level offenses disposed within 0 Circuit Criminal cases during the fiscal year. Non-Felony offenses include Misdemeanor, Violation, Local Ordinance, or Other level offenses within those cases.

27A.460(11)

Charges	Cases
0	0

27A.460(11) The number of juvenile offenders tried as an adult

Of the 0 Felony level offenses disposed within the Youthful Offender cases, 0 (None%) Charges were convicted

Youthful Offender

Felony Charges by Disposition Type	0	Grand Total	0

Note: A youth charged prior to their 18th birthday, proceeded against as a youthful offender under KRS 635.020(7) may not be included in the above.

KRS 635.020(7) If a person who is eighteen (18) or older and before the court is charged with a felony that occurred prior to his eighteenth birthday, the court shall, upon motion of the county attorney made prior to adjudication, and after the county attorney has consulted with the Commonwealth's Attorney, that the child be proceeded against as a youthful offender, proceed in accordance with the provisions of KRS 640.010.

* A case may consist of one or multiple convicted charges, the distinct count on cases counts the case only once.

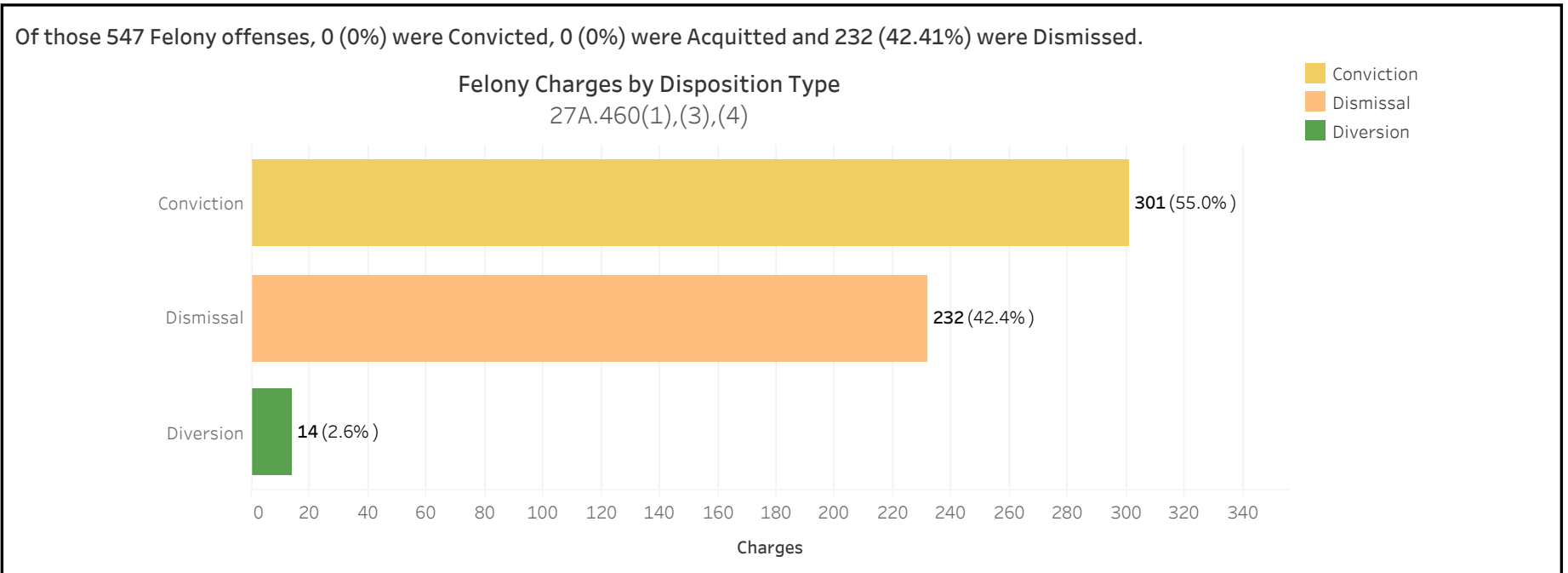


ADMINISTRATIVE OFFICE OF THE COURTS
Research and Statistics
 Annual Report FY 2022
 Circuit Court - Felony Criminal Cases

HARRISON COUNTY

There were 547 Felony level offenses and 43 Non-Felony level offenses disposed within 214 Circuit Criminal cases during the Fiscal Year. Non-Felony offenses include Misdemeanor, Violation, Local Ordinance or Other level offenses within those cases.

		Charges	Cases
HARRISON	Felony	547	203
	Felony amended to Non-Felony	43	



27A.460(1) Conviction Percentages
 27A.460(3) Percentage of Acquittals
 27A.460(4) Percentage of Dismissals

* A case may consist of one or multiple convicted charges, the distinct count on cases counts the case only once.
 * Other disposition types include: Denied, Extradition, Grand Jury, Granted, Merged, Mistrial, Grand Jury, Other, Remanded, and Sealed Records.



ADMINISTRATIVE OFFICE OF THE COURTS
Research and Statistics
 Annual Report FY 2022
 Circuit Court - Felony Criminal Cases

HARRISON COUNTY

Felony Charges Convicted by Highest Penalty Type

Penalty Type	Felony			MISDEMEANOR			VIOLATION			Grand Total		
	Charges	% of Chgs	Cases	Charges	% of Chgs	Cases	Charges	% of Chgs	Cases	Charges	% of Chgs	Cases
Incarcerated Prison	124	44.3%	53							124	22.5%	53
Incarcerated Jail	19	6.8%	11	67	27.7%	33				86	15.6%	38
Alternative: Probation	23	8.2%	20	41	16.9%	19				64	11.6%	25
Alternative: Cond. Discharged	114	40.7%	62	132	54.5%	48				246	44.7%	70
Pay Fine				2	0.8%	2	28	100.0%	15	30	5.5%	17
Grand Total	280	100.0%	144	242	100.0%	97	28	100.0%	15	550	100.0%	160

27A.460(2) Percentages of fines, imprisonment, or other penalty assessment

Original & Final Plea Type

		GUILTY	NOT GUILTY	UNKNOWN PLEA TYPE	Grand Total
Felony Charges	Original Plea		3 (0.5%)	544 (99.5%)	547 (100.0%)
	Final Plea	3 (0.5%)		544 (99.5%)	547 (100.0%)
Felony amended to Non-Felony	Original Plea			43 (100.0%)	43 (100.0%)
	Final Plea			43 (100.0%)	43 (100.0%)

27A.460(5) Percentage of pleas as charges

27A.460(6) Percentage of pleas to reduce charges

* A case may consist of one or multiple convicted charges, the distinct count on cases counts the case only once.

* Convicted charges, percent of charges and the distinct count of cases are sorted by the highest sentence penalty for each of the convicted charges (Guilty, Guilty - Multiple Counts, Prepayable Citation - Paid or Guilty - Sealed Sentence, Enhanced).



ADMINISTRATIVE OFFICE OF THE COURTS
Research and Statistics
 Annual Report FY 2022
 Circuit Court - Felony Criminal Cases

HARRISON COUNTY

Cases can have multiple charges which are heard either by a Court Trial, Jury Trial, No Trial or by a combination of trial types. Depending upon the seriousness of the offense and the consequences of a Guilty verdict, defendants in Criminal Cases have the constitutional right to a jury of their peers. In a Jury Trial, the Judge decides questions of law and the jury decides whether the defendant is guilty or not guilty on each of the offenses charted. The cases are categorized by how all the charges within the case were disposed. If all charges were disposed by the same trial type, it is counted in the separate category, otherwise, it is counted within the "Mixed Trial" category. If a charge had no trial type entered or it had "No Trial", then it is counted in the "No Trial" category.

Cases by Trial Type
 27A.460(7), (8), (9), (10)

	Mixed Trial Types	No Trial	Grand Total
Felony Amended Down to Non-Felony	2 18.18%	9 81.82%	11 100.00%
Felony Charges	29 14.29%	174 85.71%	203 100.00%
Felony Convictions	21 14.48%	124 85.52%	145 100.00%

- 27A.460(7) Percentage of disposition to guilty as charged by trial
- 27A.460(8) Percentage of those found guilty of lesser charge by trial
- 27A.460(9) Percentage of cases where jury trial taken
- 27A.460(10) Percentage of trials which are bench (court) trials

Shock Probation by Disposition Type
 27A.440(3)(b)

	Denied	Granted	Grand Total
0026090 SHOCK PROBATION IN FELONY CONVICTIONS	31 88.57%	4 11.43%	35 100.00%

27A.440(3)(b) Extracted data on shock probation shall be placed in the annual report of the Administrative Office of the Courts

* A case may consist of one or multiple convicted charges, the distinct count on cases counts the case only once.
 * Other disposition types include: Denied, Extradition, Grand Jury, Granted, Merged, Mistrial, Grand Jury, Other, Remanded, and Sealed Records.



ADMINISTRATIVE OFFICE OF THE COURTS
Research and Statistics
 Annual Report FY 2022
 Circuit Court - Felony Criminal Cases

HARRISON COUNTY

Youthful Offenders

There were 0 Felony level offenses and 0 Non-Felony level offenses disposed within 0 Circuit Criminal cases during the fiscal year. Non-Felony offenses include Misdemeanor, Violation, Local Ordinance, or Other level offenses within those cases.

27A.460(11)

Charges	Cases
0	0

27A.460(11) The number of juvenile offenders tried as an adult

Of the 0 Felony level offenses disposed within the Youthful Offender cases, 0 (None%) Charges were convicted

Youthful Offender

Felony Charges by Disposition Type	0	Grand Total	0

Note: A youth charged prior to their 18th birthday, proceeded against as a youthful offender under KRS 635.020(7) may not be included in the above.

KRS 635.020(7) If a person who is eighteen (18) or older and before the court is charged with a felony that occurred prior to his eighteenth birthday, the court shall, upon motion of the county attorney made prior to adjudication, and after the county attorney has consulted with the Commonwealth's Attorney, that the child be proceeded against as a youthful offender, proceed in accordance with the provisions of KRS 640.010.

* A case may consist of one or multiple convicted charges, the distinct count on cases counts the case only once.

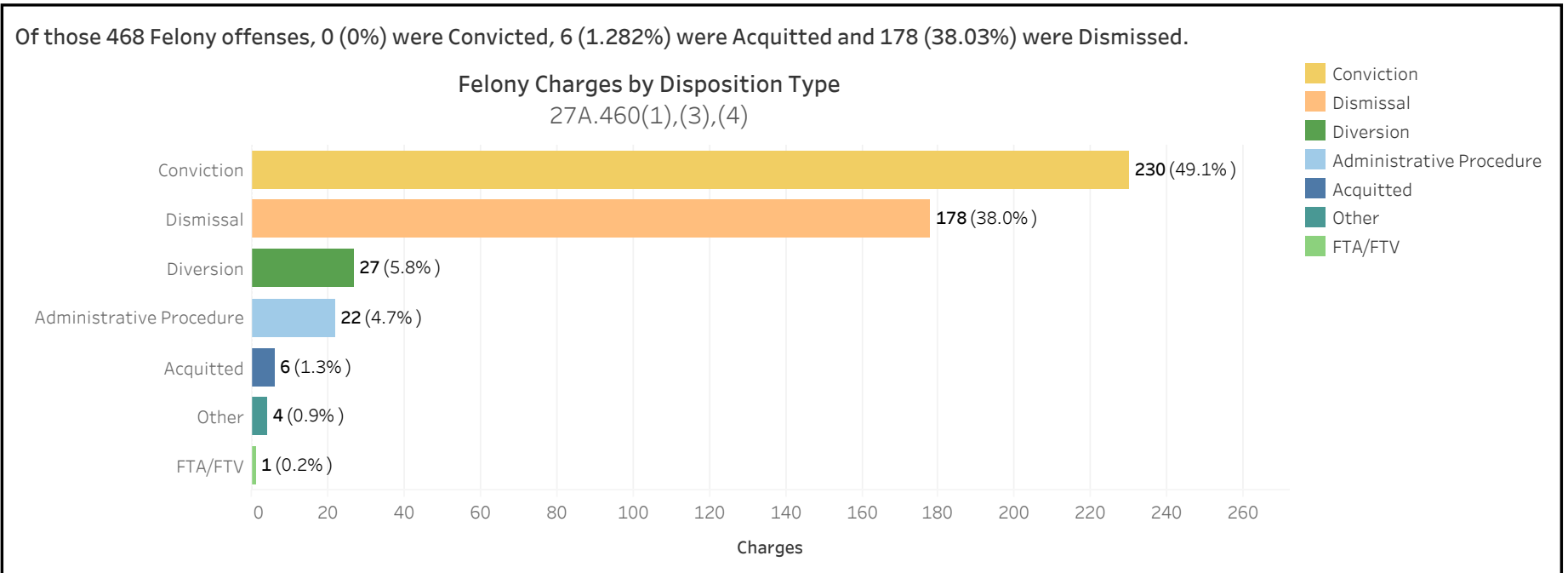


ADMINISTRATIVE OFFICE OF THE COURTS
Research and Statistics
 Annual Report FY 2022
 Circuit Court - Felony Criminal Cases

HART COUNTY

There were 468 Felony level offenses and 33 Non-Felony level offenses disposed within 301 Circuit Criminal cases during the Fiscal Year. Non-Felony offenses include Misdemeanor, Violation, Local Ordinance or Other level offenses within those cases.

		Charges	Cases
HART	Felony	468	269
	Felony amended to Non-Felony	33	



27A.460(1) Conviction Percentages
 27A.460(3) Percentage of Acquittals
 27A.460(4) Percentage of Dismissals

* A case may consist of one or multiple convicted charges, the distinct count on cases counts the case only once.
 * Other disposition types include: Denied, Extradition, Grand Jury, Granted, Merged, Mistrial, Grand Jury, Other, Remanded, and Sealed Records.



ADMINISTRATIVE OFFICE OF THE COURTS
Research and Statistics
 Annual Report FY 2022
 Circuit Court - Felony Criminal Cases

HART COUNTY

Felony Charges Convicted by Highest Penalty Type

Penalty Type	Felony			MISDEMEANOR			VIOLATION			Grand Total		
	Charges	% of Chgs	Cases	Charges	% of Chgs	Cases	Charges	% of Chgs	Cases	Charges	% of Chgs	Cases
Incarcerated Prison	76	32.9%	48	2	1.0%	2				78	17.7%	50
Incarcerated Jail	32	13.9%	25	88	42.7%	58				120	27.3%	66
Alternative: Probation	51	22.1%	34	36	17.5%	25				87	19.8%	40
Alternative: Cond. Discharged	8	3.5%	8	4	1.9%	3				12	2.7%	11
Alternative Sentence	61	26.4%	47	72	35.0%	49	3	100.0%	3	136	30.9%	73
Other Penalty	1	0.4%	1	3	1.5%	2				4	0.9%	2
No Sentence	2	0.9%	2	1	0.5%	1				3	0.7%	2
Grand Total	231	100.0%	163	206	100.0%	129	3	100.0%	3	440	100.0%	204

27A.460(2) Percentages of fines, imprisonment, or other penalty assessment

Original & Final Plea Type

		GUILTY	NOT GUILTY	UNKNOWN PLEA TYPE	Grand Total
Felony Charges	Original Plea	1 (0.2%)	89 (19.0%)	378 (80.8%)	468 (100.0%)
	Final Plea	62 (13.2%)	28 (6.0%)	378 (80.8%)	468 (100.0%)
Felony amended to Non-Felony	Original Plea		5 (15.2%)	28 (84.8%)	33 (100.0%)
	Final Plea	1 (3.0%)	4 (12.1%)	28 (84.8%)	33 (100.0%)

27A.460(5) Percentage of pleas as charges

27A.460(6) Percentage of pleas to reduce charges

* A case may consist of one or multiple convicted charges, the distinct count on cases counts the case only once.

* Convicted charges, percent of charges and the distinct count of cases are sorted by the highest sentence penalty for each of the convicted charges (Guilty, Guilty - Multiple Counts, Prepayable Citation - Paid or Guilty - Sealed Sentence, Enhanced).



ADMINISTRATIVE OFFICE OF THE COURTS
Research and Statistics
 Annual Report FY 2022
 Circuit Court - Felony Criminal Cases

HART COUNTY

Cases can have multiple charges which are heard either by a Court Trial, Jury Trial, No Trial or by a combination of trial types. Depending upon the seriousness of the offense and the consequences of a Guilty verdict, defendants in Criminal Cases have the constitutional right to a jury of their peers. In a Jury Trial, the Judge decides questions of law and the jury decides whether the defendant is guilty or not guilty on each of the offenses charted. The cases are categorized by how all the charges within the case were disposed. If all charges were disposed by the same trial type, it is counted in the separate category, otherwise, it is counted within the "Mixed Trial" category. If a charge had no trial type entered or it had "No Trial", then it is counted in the "No Trial" category.

Cases by Trial Type

27A.460(7), (8), (9), (10)

	Jury Trial	No Trial	Grand Total
Felony Amended Down to Non-Felony		32 100.00%	32 100.00%
Felony Charges	2 0.74%	267 99.26%	269 100.00%
Felony Convictions		163 100.00%	163 100.00%

- 27A.460(7) Percentage of disposition to guilty as charged by trial
- 27A.460(8) Percentage of those found guilty of lesser charge by trial
- 27A.460(9) Percentage of cases where jury trial taken
- 27A.460(10) Percentage of trials which are bench (court) trials

Shock Probation by Disposition Type

27A.440(3)(b)

	Granted	Grand Total
0026090 SHOCK PROBATION IN FELONY CONVICTIONS	2 100.00%	2 100.00%

27A.440(3)(b) Extracted data on shock probation shall be placed in the annual report of the Administrative Office of the Courts

* A case may consist of one or multiple convicted charges, the distinct count on cases counts the case only once.
 * Other disposition types include: Denied, Extradition, Grand Jury, Granted, Merged, Mistrial, Grand Jury, Other, Remanded, and Sealed Records.



ADMINISTRATIVE OFFICE OF THE COURTS
Research and Statistics
 Annual Report FY 2022
 Circuit Court - Felony Criminal Cases

HART COUNTY

Youthful Offenders

There were 0 Felony level offenses and 0 Non-Felony level offenses disposed within 0 Circuit Criminal cases during the fiscal year. Non-Felony offenses include Misdemeanor, Violation, Local Ordinance, or Other level offenses within those cases.

27A.460(11)

Charges	Cases
0	0

27A.460(11) The number of juvenile offenders tried as an adult

Of the 0 Felony level offenses disposed within the Youthful Offender cases, 0 (None%) Charges were convicted

Youthful Offender

Felony Charges by Disposition Type	0	Grand Total	0

Note: A youth charged prior to their 18th birthday, proceeded against as a youthful offender under KRS 635.020(7) may not be included in the above.

KRS 635.020(7) If a person who is eighteen (18) or older and before the court is charged with a felony that occurred prior to his eighteenth birthday, the court shall, upon motion of the county attorney made prior to adjudication, and after the county attorney has consulted with the Commonwealth's Attorney, that the child be proceeded against as a youthful offender, proceed in accordance with the provisions of KRS 640.010.

* A case may consist of one or multiple convicted charges, the distinct count on cases counts the case only once.

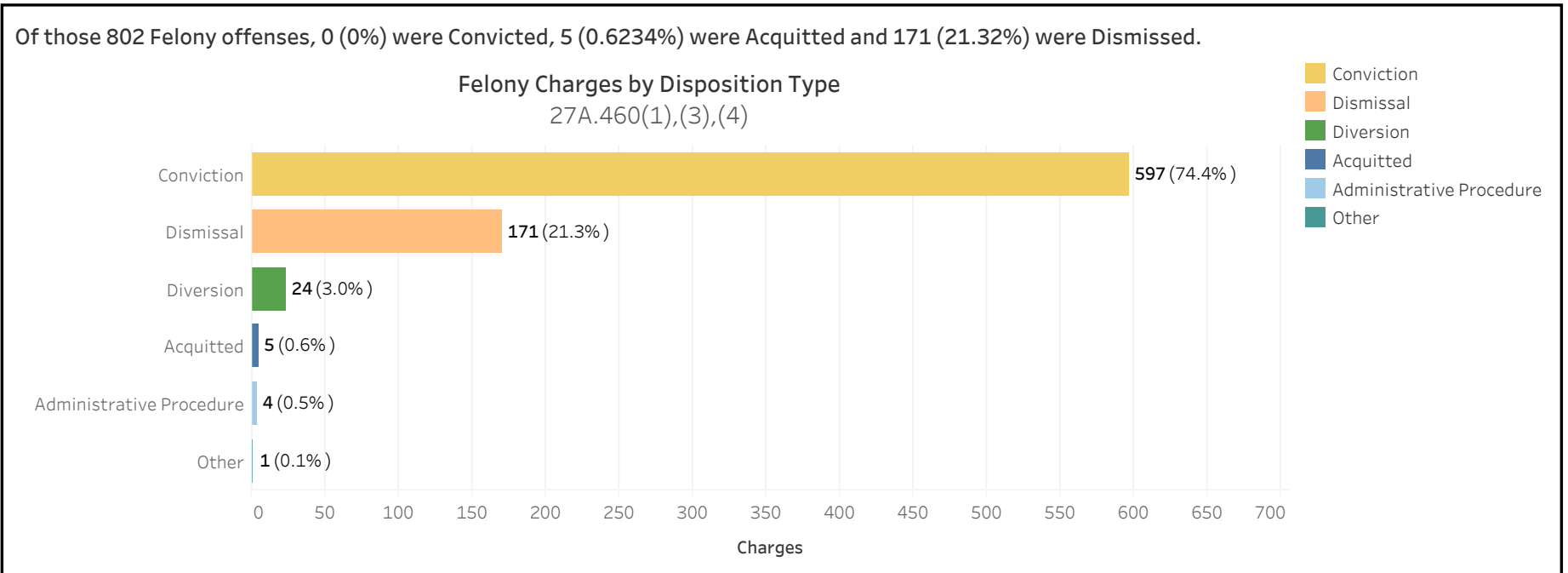


ADMINISTRATIVE OFFICE OF THE COURTS
Research and Statistics
 Annual Report FY 2022
 Circuit Court - Felony Criminal Cases

HENDERSON COUNTY

There were 802 Felony level offenses and 43 Non-Felony level offenses disposed within 527 Circuit Criminal cases during the Fiscal Year. Non-Felony offenses include Misdemeanor, Violation, Local Ordinance or Other level offenses within those cases.

	Charges	Cases
HENDERSON Felony	802	494
Felony amended to Non-Felony	43	



27A.460(1) Conviction Percentages
 27A.460(3) Percentage of Acquittals
 27A.460(4) Percentage of Dismissals

* A case may consist of one or multiple convicted charges, the distinct count on cases counts the case only once.
 * Other disposition types include: Denied, Extradition, Grand Jury, Granted, Merged, Mistrial, Grand Jury, Other, Remanded, and Sealed Records.



ADMINISTRATIVE OFFICE OF THE COURTS
Research and Statistics
 Annual Report FY 2022
 Circuit Court - Felony Criminal Cases

HENDERSON COUNTY

Felony Charges Convicted by Highest Penalty Type

Penalty Type	Felony			MISDEMEANOR			VIOLATION			Grand Total		
	Charges	% of Chgs	Cases	Charges	% of Chgs	Cases	Charges	% of Chgs	Cases	Charges	% of Chgs	Cases
Incarcerated Prison	442	76.9%	316	12	2.3%	12				454	41.5%	320
Incarcerated Jail	75	13.0%	69	411	80.4%	200				486	44.4%	223
Alternative: Probation	31	5.4%	31	15	2.9%	15				46	4.2%	46
Alternative: Cond. Discharged	14	2.4%	11	67	13.1%	37				81	7.4%	40
Pay Fine							7	87.5%	7	7	0.6%	7
Pay Court Cost	1	0.2%	1	1	0.2%	1				2	0.2%	2
Other Penalty							1	12.5%	1	1	0.1%	1
No Sentence	12	2.1%	12	5	1.0%	4				17	1.6%	14
Grand Total	575	100.0%	420	511	100.0%	245	8	100.0%	8	1,094	100.0%	455

27A.460(2) Percentages of fines, imprisonment, or other penalty assessment

Original & Final Plea Type

		GUILTY	NOT GUILTY	UNKNOWN PLEA TYPE	Grand Total
Felony Charges	Original Plea	69 (8.6%)	693 (86.4%)	40 (5.0%)	802 (100.0%)
	Final Plea	625 (77.9%)	137 (17.1%)	40 (5.0%)	802 (100.0%)
Felony amended to Non-Felony	Original Plea		40 (93.0%)	3 (7.0%)	43 (100.0%)
	Final Plea	1 (2.3%)	39 (90.7%)	3 (7.0%)	43 (100.0%)

27A.460(5) Percentage of pleas as charges

27A.460(6) Percentage of pleas to reduce charges

* A case may consist of one or multiple convicted charges, the distinct count on cases counts the case only once.

* Convicted charges, percent of charges and the distinct count of cases are sorted by the highest sentence penalty for each of the convicted charges (Guilty, Guilty - Multiple Counts, Prepayable Citation - Paid or Guilty - Sealed Sentence, Enhanced).



ADMINISTRATIVE OFFICE OF THE COURTS
Research and Statistics
 Annual Report FY 2022
 Circuit Court - Felony Criminal Cases

HENDERSON COUNTY

Cases can have multiple charges which are heard either by a Court Trial, Jury Trial, No Trial or by a combination of trial types. Depending upon the seriousness of the offense and the consequences of a Guilty verdict, defendants in Criminal Cases have the constitutional right to a jury of their peers. In a Jury Trial, the Judge decides questions of law and the jury decides whether the defendant is guilty or not guilty on each of the offenses charted. The cases are categorized by how all the charges within the case were disposed. If all charges were disposed by the same trial type, it is counted in the separate category, otherwise, it is counted within the "Mixed Trial" category. If a charge had no trial type entered or it had "No Trial", then it is counted in the "No Trial" category.

Cases by Trial Type
 27A.460(7), (8), (9), (10)

	Jury Trial	Mixed Trial Types	No Trial	Grand Total
Felony Amended Down to Non-Felony			33 100.00%	33 100.00%
Felony Charges	5 1.01%	19 3.85%	470 95.14%	494 100.00%
Felony Convictions	2 0.48%	18 4.28%	401 95.25%	421 100.00%

- 27A.460(7) Percentage of disposition to guilty as charged by trial
- 27A.460(8) Percentage of those found guilty of lesser charge by trial
- 27A.460(9) Percentage of cases where jury trial taken
- 27A.460(10) Percentage of trials which are bench (court) trials

Shock Probation by Disposition Type
 27A.440(3)(b)

	Denied	Granted	Vacated	Grand Total
0026090 SHOCK PROBATION IN FELONY CONVICTIONS	78 34.36%	146 64.32%	3 1.32%	227 100.00%

27A.440(3)(b) Extracted data on shock probation shall be placed in the annual report of the Administrative Office of the Courts

* A case may consist of one or multiple convicted charges, the distinct count on cases counts the case only once.
 * Other disposition types include: Denied, Extradition, Grand Jury, Granted, Merged, Mistrial, Grand Jury, Other, Remanded, and Sealed Records.



ADMINISTRATIVE OFFICE OF THE COURTS
Research and Statistics
Annual Report FY 2022
Circuit Court - Felony Criminal Cases

HENDERSON COUNTY

Youthful Offenders

There were 6 Felony level offenses and 0 Non-Felony level offenses disposed within 5 Circuit Criminal cases during the fiscal year. Non-Felony offenses include Misdemeanor, Violation, Local Ordinance, or Other level offenses within those cases.

27A.460(11)

	Charges	Cases
Felony	6	5
Felony amended to Non-Felony	0	0

27A.460(11) The number of juvenile offenders tried as an adult

Of the 6 Felony level offenses disposed within the Youthful Offender cases, 5 (83.33%) Charges were convicted

Youthful Offender

	Convictions	Dismissal	Grand Total
Felony Charges by Disposition Type	5	1	6

Note: A youth charged prior to their 18th birthday, proceeded against as a youthful offender under KRS 635.020(7) may not be included in the above.

KRS 635.020(7) If a person who is eighteen (18) or older and before the court is charged with a felony that occurred prior to his eighteenth birthday, the court shall, upon motion of the county attorney made prior to adjudication, and after the county attorney has consulted with the Commonwealth's Attorney, that the child be proceeded against as a youthful offender, proceed in accordance with the provisions of KRS 640.010.

* A case may consist of one or multiple convicted charges, the distinct count on cases counts the case only once.

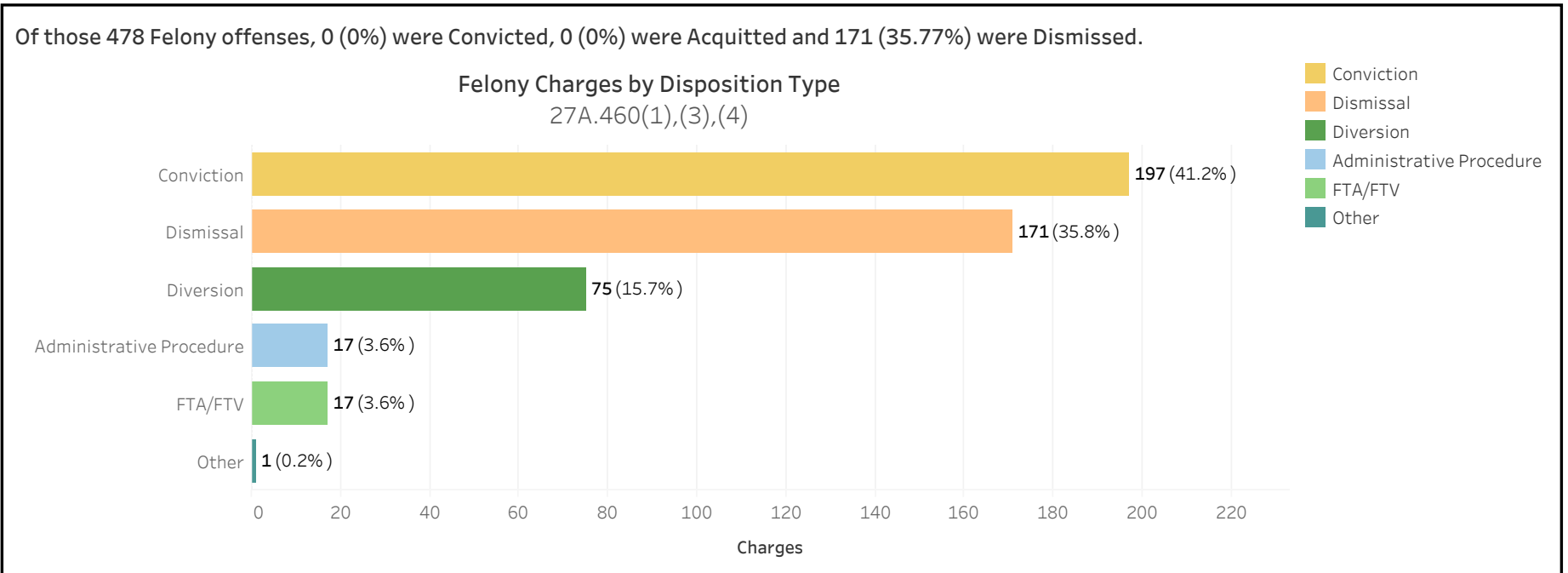


ADMINISTRATIVE OFFICE OF THE COURTS
Research and Statistics
 Annual Report FY 2022
 Circuit Court - Felony Criminal Cases

HENRY COUNTY

There were 478 Felony level offenses and 16 Non-Felony level offenses disposed within 250 Circuit Criminal cases during the Fiscal Year. Non-Felony offenses include Misdemeanor, Violation, Local Ordinance or Other level offenses within those cases.

		Charges	Cases
HENRY	Felony	478	237
	Felony amended to Non-Felony	16	



27A.460(1) Conviction Percentages
 27A.460(3) Percentage of Acquittals
 27A.460(4) Percentage of Dismissals

* A case may consist of one or multiple convicted charges, the distinct count on cases counts the case only once.
 * Other disposition types include: Denied, Extradition, Grand Jury, Granted, Merged, Mistrial, Grand Jury, Other, Remanded, and Sealed Records.



ADMINISTRATIVE OFFICE OF THE COURTS
Research and Statistics
 Annual Report FY 2022
 Circuit Court - Felony Criminal Cases

HENRY COUNTY

Felony Charges Convicted by Highest Penalty Type

Penalty Type	Felony			MISDEMEANOR			VIOLATION			Grand Total		
	Charges	% of Chgs	Cases	Charges	% of Chgs	Cases	Charges	% of Chgs	Cases	Charges	% of Chgs	Cases
Incarcerated Prison	54	27.4%	30	1	1.4%	1				55	20.4%	30
Incarcerated Jail	13	6.6%	7	14	20.0%	11				27	10.0%	17
Alternative: Home Incarcerati..				1	1.4%	1				1	0.4%	1
Alternative: Probation	3	1.5%	3							3	1.1%	3
Alternative: Cond. Discharged	1	0.5%	1	28	40.0%	18				29	10.8%	18
Alternative Sentence	117	59.4%	78	13	18.6%	12				130	48.3%	85
Pay Fine				9	12.9%	7	2	100.0%	2	11	4.1%	9
Pay Court Cost	1	0.5%	1							1	0.4%	1
Other Penalty				4	5.7%	4				4	1.5%	4
No Sentence	8	4.1%	6							8	3.0%	6
Grand Total	197	100.0%	123	70	100.0%	51	2	100.0%	2	269	100.0%	145

27A.460(2) Percentages of fines, imprisonment, or other penalty assessment

Original & Final Plea Type

		GUILTY	NOT GUILTY	UNKNOWN PLEA TYPE	Grand Total
Felony Charges	Original Plea	83 (17.4%)	202 (42.3%)	193 (40.4%)	478 (100.0%)
	Final Plea	284 (59.4%)	1 (0.2%)	193 (40.4%)	478 (100.0%)
Felony amended to Non-Felony	Original Plea			16 (100.0%)	16 (100.0%)
	Final Plea			16 (100.0%)	16 (100.0%)

27A.460(5) Percentage of pleas as charges

27A.460(6) Percentage of pleas to reduce charges

* A case may consist of one or multiple convicted charges, the distinct count on cases counts the case only once.

* Convicted charges, percent of charges and the distinct count of cases are sorted by the highest sentence penalty for each of the convicted charges (Guilty, Guilty - Multiple Counts, Prepayable Citation - Paid or Guilty - Sealed Sentence, Enhanced).



ADMINISTRATIVE OFFICE OF THE COURTS
Research and Statistics
 Annual Report FY 2022
 Circuit Court - Felony Criminal Cases

HENRY COUNTY

Cases can have multiple charges which are heard either by a Court Trial, Jury Trial, No Trial or by a combination of trial types. Depending upon the seriousness of the offense and the consequences of a Guilty verdict, defendants in Criminal Cases have the constitutional right to a jury of their peers. In a Jury Trial, the Judge decides questions of law and the jury decides whether the defendant is guilty or not guilty on each of the offenses charted. The cases are categorized by how all the charges within the case were disposed. If all charges were disposed by the same trial type, it is counted in the separate category, otherwise, it is counted within the "Mixed Trial" category. If a charge had no trial type entered or it had "No Trial", then it is counted in the "No Trial" category.

Cases by Trial Type
 27A.460(7), (8), (9), (10)

	Jury Trial	Mixed Trial Types	No Trial	Grand Total
Felony Amended Down to Non-Felony			13 100.00%	13 100.00%
Felony Charges	1 0.42%	2 0.84%	234 98.73%	237 100.00%
Felony Convictions		1 0.81%	122 99.19%	123 100.00%

- 27A.460(7) Percentage of disposition to guilty as charged by trial
- 27A.460(8) Percentage of those found guilty of lesser charge by trial
- 27A.460(9) Percentage of cases where jury trial taken
- 27A.460(10) Percentage of trials which are bench (court) trials

Shock Probation by Disposition Type
 27A.440(3)(b)

	Denied	Granted	Grand Total
0026090 SHOCK PROBATION IN FELONY CONVICTIONS	1 20.00%	4 80.00%	5 100.00%

27A.440(3)(b) Extracted data on shock probation shall be placed in the annual report of the Administrative Office of the Courts

* A case may consist of one or multiple convicted charges, the distinct count on cases counts the case only once.
 * Other disposition types include: Denied, Extradition, Grand Jury, Granted, Merged, Mistrial, Grand Jury, Other, Remanded, and Sealed Records.



ADMINISTRATIVE OFFICE OF THE COURTS
Research and Statistics
 Annual Report FY 2022
 Circuit Court - Felony Criminal Cases

HENRY COUNTY

Youthful Offenders

There were 0 Felony level offenses and 0 Non-Felony level offenses disposed within 0 Circuit Criminal cases during the fiscal year. Non-Felony offenses include Misdemeanor, Violation, Local Ordinance, or Other level offenses within those cases.

27A.460(11)

Charges	Cases
0	0

27A.460(11) The number of juvenile offenders tried as an adult

Of the 0 Felony level offenses disposed within the Youthful Offender cases, 0 (None%) Charges were convicted

Youthful Offender

Felony Charges by Disposition Type	0	Grand Total
	0	0

Note: A youth charged prior to their 18th birthday, proceeded against as a youthful offender under KRS 635.020(7) may not be included in the above.

KRS 635.020(7) If a person who is eighteen (18) or older and before the court is charged with a felony that occurred prior to his eighteenth birthday, the court shall, upon motion of the county attorney made prior to adjudication, and after the county attorney has consulted with the Commonwealth's Attorney, that the child be proceeded against as a youthful offender, proceed in accordance with the provisions of KRS 640.010.

* A case may consist of one or multiple convicted charges, the distinct count on cases counts the case only once.

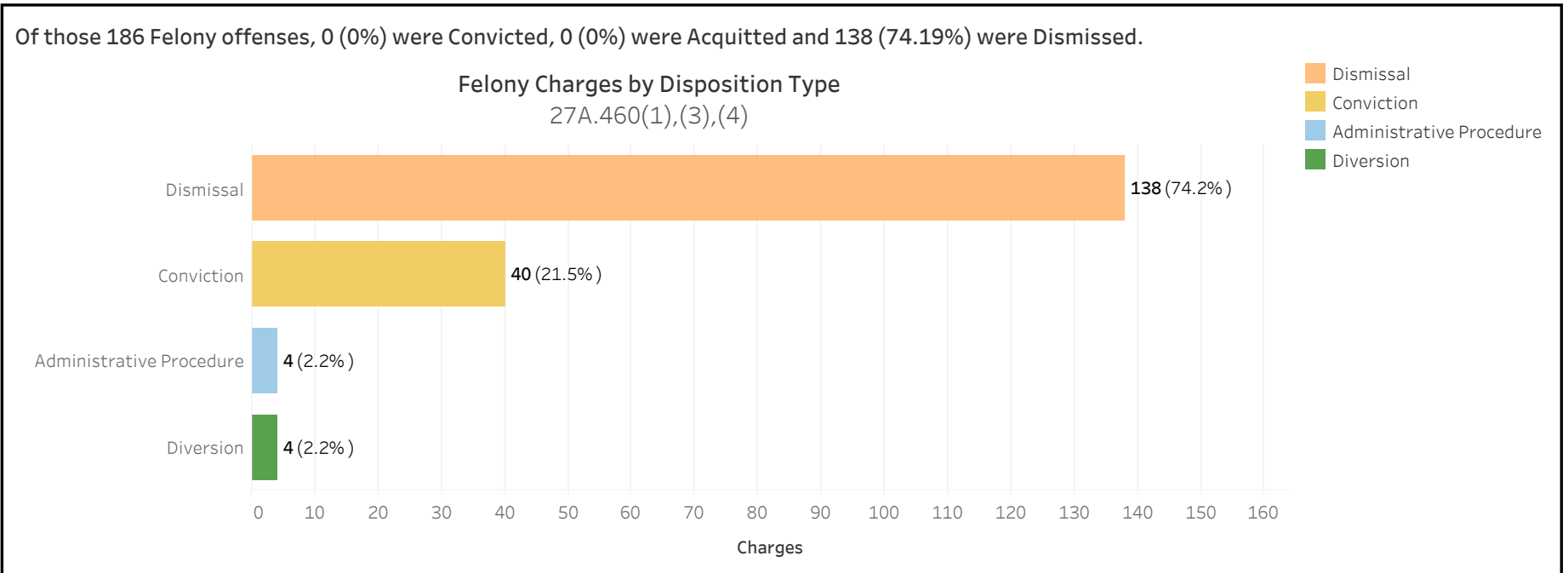


ADMINISTRATIVE OFFICE OF THE COURTS
Research and Statistics
 Annual Report FY 2022
 Circuit Court - Felony Criminal Cases

HICKMAN COUNTY

There were 186 Felony level offenses and 5 Non-Felony level offenses disposed within 52 Circuit Criminal cases during the Fiscal Year. Non-Felony offenses include Misdemeanor, Violation, Local Ordinance or Other level offenses within those cases.

		Charges	Cases
HICKMAN	Felony	186	47
	Felony amended to Non-Felony	5	



27A.460(1) Conviction Percentages
 27A.460(3) Percentage of Acquittals
 27A.460(4) Percentage of Dismissals

* A case may consist of one or multiple convicted charges, the distinct count on cases counts the case only once.
 * Other disposition types include: Denied, Extradition, Grand Jury, Granted, Merged, Mistrial, Grand Jury, Other, Remanded, and Sealed Records.



ADMINISTRATIVE OFFICE OF THE COURTS
Research and Statistics
 Annual Report FY 2022
 Circuit Court - Felony Criminal Cases

HICKMAN COUNTY

Felony Charges Convicted by Highest Penalty Type

Penalty Type	Felony			MISDEMEANOR			VIOLATION			Grand Total		
	Charges	% of Chgs	Cases	Charges	% of Chgs	Cases	Charges	% of Chgs	Cases	Charges	% of Chgs	Cases
Incarcerated Prison	19	47.5%	13							19	20.7%	13
Incarcerated Jail	5	12.5%	5	18	40.9%	9				23	25.0%	10
Alternative: Cond. Discharged	15	37.5%	12	24	54.5%	15				39	42.4%	18
Alternative Sentence							1	12.5%	1	1	1.1%	1
Pay Fine				2	4.5%	2	7	87.5%	5	9	9.8%	6
No Sentence	1	2.5%	1							1	1.1%	1
Grand Total	40	100.0%	28	44	100.0%	23	8	100.0%	6	92	100.0%	35

27A.460(2) Percentages of fines, imprisonment, or other penalty assessment

Original & Final Plea Type

		GUILTY	NOT GUILTY	UNKNOWN PLEA TYPE	Grand Total
Felony Charges	Original Plea	7 (3.8%)	25 (13.4%)	154 (82.8%)	186 (100.0%)
	Final Plea	29 (15.6%)	3 (1.6%)	154 (82.8%)	186 (100.0%)
Felony amended to Non-Felony	Original Plea		1 (20.0%)	4 (80.0%)	5 (100.0%)
	Final Plea		1 (20.0%)	4 (80.0%)	5 (100.0%)

27A.460(5) Percentage of pleas as charges

27A.460(6) Percentage of pleas to reduce charges

* A case may consist of one or multiple convicted charges, the distinct count on cases counts the case only once.

* Convicted charges, percent of charges and the distinct count of cases are sorted by the highest sentence penalty for each of the convicted charges (Guilty, Guilty - Multiple Counts, Prepayable Citation - Paid or Guilty - Sealed Sentence, Enhanced).



ADMINISTRATIVE OFFICE OF THE COURTS
Research and Statistics
 Annual Report FY 2022
 Circuit Court - Felony Criminal Cases

HICKMAN COUNTY

Cases can have multiple charges which are heard either by a Court Trial, Jury Trial, No Trial or by a combination of trial types. Depending upon the seriousness of the offense and the consequences of a Guilty verdict, defendants in Criminal Cases have the constitutional right to a jury of their peers. In a Jury Trial, the Judge decides questions of law and the jury decides whether the defendant is guilty or not guilty on each of the offenses charted. The cases are categorized by how all the charges within the case were disposed. If all charges were disposed by the same trial type, it is counted in the separate category, otherwise, it is counted within the "Mixed Trial" category. If a charge had no trial type entered or it had "No Trial", then it is counted in the "No Trial" category.

Cases by Trial Type
 27A.460(7), (8), (9), (10)

	Mixed Trial Types	No Trial	Grand Total
Felony Amended Down to Non-Felony	1 20.00%	4 80.00%	5 100.00%
Felony Charges	2 4.26%	45 95.74%	47 100.00%
Felony Convictions	1 3.57%	27 96.43%	28 100.00%

- 27A.460(7) Percentage of disposition to guilty as charged by trial
- 27A.460(8) Percentage of those found guilty of lesser charge by trial
- 27A.460(9) Percentage of cases where jury trial taken
- 27A.460(10) Percentage of trials which are bench (court) trials

Shock Probation by Disposition Type
 27A.440(3)(b)

	Denied	Granted	Grand Total
0026090 SHOCK PROBATION IN FELONY CONVICTIONS	21 72.41%	8 27.59%	29 100.00%

27A.440(3)(b) Extracted data on shock probation shall be placed in the annual report of the Administrative Office of the Courts

* A case may consist of one or multiple convicted charges, the distinct count on cases counts the case only once.
 * Other disposition types include: Denied, Extradition, Grand Jury, Granted, Merged, Mistrial, Grand Jury, Other, Remanded, and Sealed Records.



ADMINISTRATIVE OFFICE OF THE COURTS
Research and Statistics
 Annual Report FY 2022
 Circuit Court - Felony Criminal Cases

HICKMAN COUNTY

Youthful Offenders

There were 0 Felony level offenses and 0 Non-Felony level offenses disposed within 0 Circuit Criminal cases during the fiscal year. Non-Felony offenses include Misdemeanor, Violation, Local Ordinance, or Other level offenses within those cases.

27A.460(11)

Charges	Cases
0	0

27A.460(11) The number of juvenile offenders tried as an adult

Of the 0 Felony level offenses disposed within the Youthful Offender cases, 0 (None%) Charges were convicted

Youthful Offender

Felony Charges by Disposition Type	0	Grand Total	0

Note: A youth charged prior to their 18th birthday, proceeded against as a youthful offender under KRS 635.020(7) may not be included in the above.

KRS 635.020(7) If a person who is eighteen (18) or older and before the court is charged with a felony that occurred prior to his eighteenth birthday, the court shall, upon motion of the county attorney made prior to adjudication, and after the county attorney has consulted with the Commonwealth's Attorney, that the child be proceeded against as a youthful offender, proceed in accordance with the provisions of KRS 640.010.

* A case may consist of one or multiple convicted charges, the distinct count on cases counts the case only once.

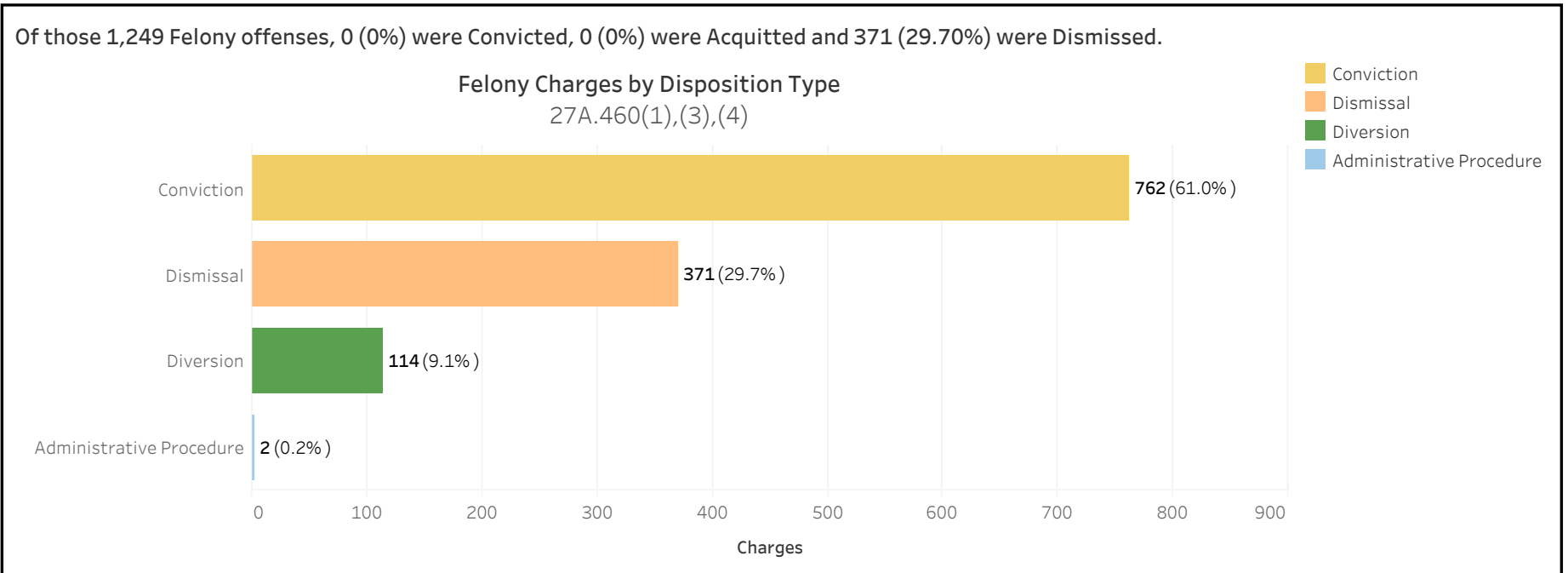


ADMINISTRATIVE OFFICE OF THE COURTS
Research and Statistics
 Annual Report FY 2022
 Circuit Court - Felony Criminal Cases

HOPKINS COUNTY

There were 1,249 Felony level offenses and 21 Non-Felony level offenses disposed within 644 Circuit Criminal cases during the Fiscal Year. Non-Felony offenses include Misdemeanor, Violation, Local Ordinance or Other level offenses within those cases.

		Charges	Cases
HOPKINS	Felony	1,249	625
	Felony amended to Non-Felony	21	



27A.460(1) Conviction Percentages
 27A.460(3) Percentage of Acquittals
 27A.460(4) Percentage of Dismissals

* A case may consist of one or multiple convicted charges, the distinct count on cases counts the case only once.
 * Other disposition types include: Denied, Extradition, Grand Jury, Granted, Merged, Mistrial, Grand Jury, Other, Remanded, and Sealed Records.



ADMINISTRATIVE OFFICE OF THE COURTS
Research and Statistics
 Annual Report FY 2022
 Circuit Court - Felony Criminal Cases

HOPKINS COUNTY

Felony Charges Convicted by Highest Penalty Type

Penalty Type	Felony			MISDEMEANOR			VIOLATION			Grand Total		
	Charges	% of Chgs	Cases	Charges	% of Chgs	Cases	Charges	% of Chgs	Cases	Charges	% of Chgs	Cases
Incarcerated Prison	335	44.4%	129	1	0.2%	1				336	24.5%	130
Incarcerated Jail	32	4.2%	22	208	33.7%	111				240	17.5%	118
Alternative: Probation	384	50.9%	247	352	57.1%	200				736	53.6%	284
Alternative: Cond. Discharged				7	1.1%	2				7	0.5%	2
Alternative Sentence				45	7.3%	44				45	3.3%	44
Pay Fine				3	0.5%	3	3	100.0%	2	6	0.4%	5
Pay Court Cost				1	0.2%	1				1	0.1%	1
Other Penalty	2	0.3%	1							2	0.1%	1
No Sentence	1	0.1%	1							1	0.1%	1
Grand Total	754	100.0%	396	617	100.0%	320	3	100.0%	2	1,374	100.0%	447

27A.460(2) Percentages of fines, imprisonment, or other penalty assessment

Original & Final Plea Type

		GUILTY	NOT GUILTY	UNKNOWN PLEA TYPE	Grand Total
Felony Charges	Original Plea	1 (0.1%)	43 (3.4%)	1,205 (96.5%)	1,249 (100.0%)
	Final Plea	40 (3.2%)	4 (0.3%)	1,205 (96.5%)	1,249 (100.0%)
Felony amended to Non-Felony	Original Plea			21 (100.0%)	21 (100.0%)
	Final Plea			21 (100.0%)	21 (100.0%)

27A.460(5) Percentage of pleas as charges

27A.460(6) Percentage of pleas to reduce charges

* A case may consist of one or multiple convicted charges, the distinct count on cases counts the case only once.

* Convicted charges, percent of charges and the distinct count of cases are sorted by the highest sentence penalty for each of the convicted charges (Guilty, Guilty - Multiple Counts, Prepayable Citation - Paid or Guilty - Sealed Sentence, Enhanced).



ADMINISTRATIVE OFFICE OF THE COURTS
Research and Statistics
 Annual Report FY 2022
 Circuit Court - Felony Criminal Cases

HOPKINS COUNTY

Cases can have multiple charges which are heard either by a Court Trial, Jury Trial, No Trial or by a combination of trial types. Depending upon the seriousness of the offense and the consequences of a Guilty verdict, defendants in Criminal Cases have the constitutional right to a jury of their peers. In a Jury Trial, the Judge decides questions of law and the jury decides whether the defendant is guilty or not guilty on each of the offenses charted. The cases are categorized by how all the charges within the case were disposed. If all charges were disposed by the same trial type, it is counted in the separate category, otherwise, it is counted within the "Mixed Trial" category. If a charge had no trial type entered or it had "No Trial", then it is counted in the "No Trial" category.

Cases by Trial Type
 27A.460(7), (8), (9), (10)

	Mixed Trial Types	No Trial	Grand Total
Felony Amended Down to Non-Felony	1 5.26%	18 94.74%	19 100.00%
Felony Charges	41 6.56%	584 93.44%	625 100.00%
Felony Convictions	38 9.60%	358 90.40%	396 100.00%

- 27A.460(7) Percentage of disposition to guilty as charged by trial
- 27A.460(8) Percentage of those found guilty of lesser charge by trial
- 27A.460(9) Percentage of cases where jury trial taken
- 27A.460(10) Percentage of trials which are bench (court) trials

Shock Probation by Disposition Type
 27A.440(3)(b)

	Denied	Granted	Withdrawn	Grand Total
0026090 SHOCK PROBATION IN FELONY CONVICTIONS	75 89.29%	5 5.95%	4 4.76%	84 100.00%

27A.440(3)(b) Extracted data on shock probation shall be placed in the annual report of the Administrative Office of the Courts

* A case may consist of one or multiple convicted charges, the distinct count on cases counts the case only once.
 * Other disposition types include: Denied, Extradition, Grand Jury, Granted, Merged, Mistrial, Grand Jury, Other, Remanded, and Sealed Records.



ADMINISTRATIVE OFFICE OF THE COURTS
Research and Statistics
 Annual Report FY 2022
 Circuit Court - Felony Criminal Cases

HOPKINS COUNTY

Youthful Offenders

There were 0 Felony level offenses and 0 Non-Felony level offenses disposed within 0 Circuit Criminal cases during the fiscal year. Non-Felony offenses include Misdemeanor, Violation, Local Ordinance, or Other level offenses within those cases.

27A.460(11)

Charges	Cases
0	0

27A.460(11) The number of juvenile offenders tried as an adult

Of the 0 Felony level offenses disposed within the Youthful Offender cases, 0 (None%) Charges were convicted

Youthful Offender

Felony Charges by Disposition Type	0	Grand Total	0

Note: A youth charged prior to their 18th birthday, proceeded against as a youthful offender under KRS 635.020(7) may not be included in the above.

KRS 635.020(7) If a person who is eighteen (18) or older and before the court is charged with a felony that occurred prior to his eighteenth birthday, the court shall, upon motion of the county attorney made prior to adjudication, and after the county attorney has consulted with the Commonwealth's Attorney, that the child be proceeded against as a youthful offender, proceed in accordance with the provisions of KRS 640.010.

* A case may consist of one or multiple convicted charges, the distinct count on cases counts the case only once.

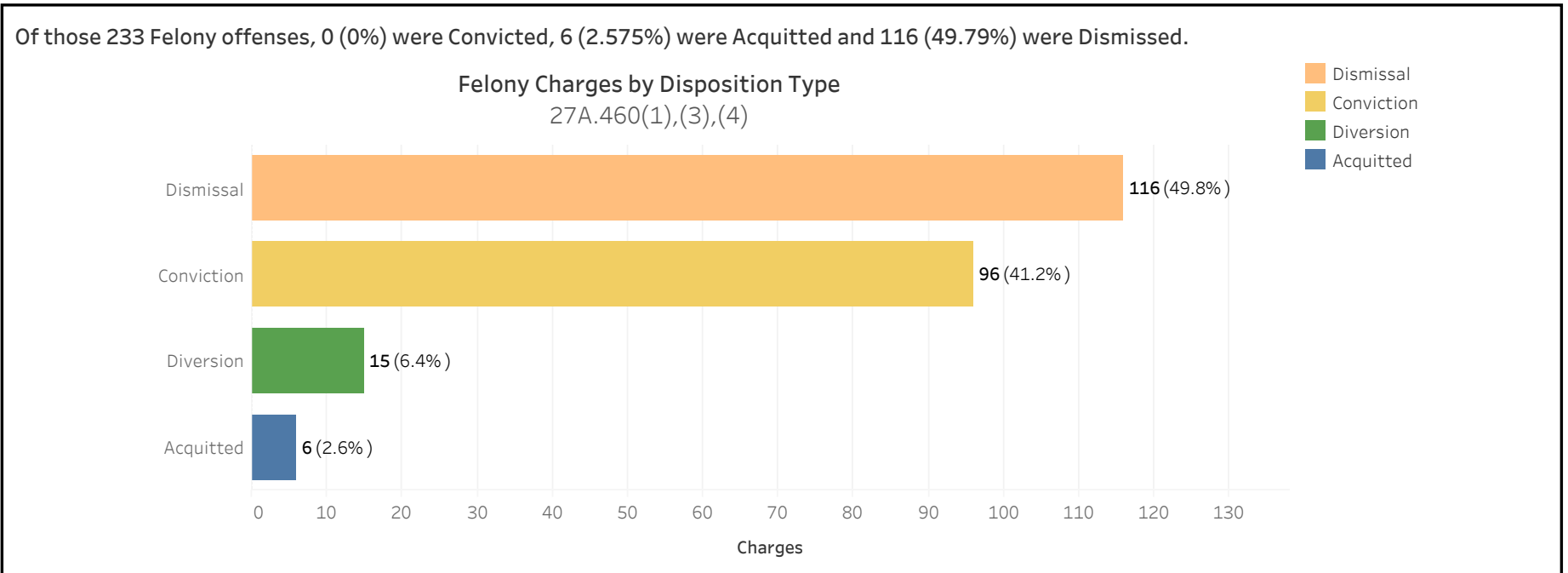


ADMINISTRATIVE OFFICE OF THE COURTS
Research and Statistics
 Annual Report FY 2022
 Circuit Court - Felony Criminal Cases

JACKSON COUNTY

There were 233 Felony level offenses and 5 Non-Felony level offenses disposed within 145 Circuit Criminal cases during the Fiscal Year. Non-Felony offenses include Misdemeanor, Violation, Local Ordinance or Other level offenses within those cases.

		Charges	Cases
JACKSON	Felony	233	140
	Felony amended to Non-Felony	5	



27A.460(1) Conviction Percentages
 27A.460(3) Percentage of Acquittals
 27A.460(4) Percentage of Dismissals

* A case may consist of one or multiple convicted charges, the distinct count on cases counts the case only once.
 * Other disposition types include: Denied, Extradition, Grand Jury, Granted, Merged, Mistrial, Grand Jury, Other, Remanded, and Sealed Records.



ADMINISTRATIVE OFFICE OF THE COURTS
Research and Statistics
 Annual Report FY 2022
 Circuit Court - Felony Criminal Cases

JACKSON COUNTY

Felony Charges Convicted by Highest Penalty Type

Penalty Type	Felony			MISDEMEANOR			Grand Total		
	Charges	% of Chgs	Cases	Charges	% of Chgs	Cases	Charges	% of Chgs	Cases
Incarcerated Prison	52	54.2%	41	1	5.6%	1	53	46.5%	42
Incarcerated Jail	17	17.7%	16	10	55.6%	7	27	23.7%	21
Alternative: Probation	26	27.1%	25	2	11.1%	2	28	24.6%	26
Alternative: Cond. Discharged	1	1.0%	1	2	11.1%	2	3	2.6%	3
Pay Fine				3	16.7%	3	3	2.6%	3
Grand Total	96	100.0%	83	18	100.0%	14	114	100.0%	90

27A.460(2) Percentages of fines, imprisonment, or other penalty assessment

Original & Final Plea Type

		GUILTY	NOT GUILTY	UNKNOWN PLEA TYPE	Grand Total
Felony Charges	Original Plea	8 (3.4%)	99 (42.5%)	126 (54.1%)	233 (100.0%)
	Final Plea	101 (43.3%)	6 (2.6%)	126 (54.1%)	233 (100.0%)
Felony amended to Non-Felony	Original Plea		1 (20.0%)	4 (80.0%)	5 (100.0%)
	Final Plea	1 (20.0%)		4 (80.0%)	5 (100.0%)

27A.460(5) Percentage of pleas as charges

27A.460(6) Percentage of pleas to reduce charges

* A case may consist of one or multiple convicted charges, the distinct count on cases counts the case only once.

* Convicted charges, percent of charges and the distinct count of cases are sorted by the highest sentence penalty for each of the convicted charges (Guilty, Guilty - Multiple Counts, Prepayable Citation - Paid or Guilty - Sealed Sentence, Enhanced).



ADMINISTRATIVE OFFICE OF THE COURTS
Research and Statistics
 Annual Report FY 2022
 Circuit Court - Felony Criminal Cases

JACKSON COUNTY

Cases can have multiple charges which are heard either by a Court Trial, Jury Trial, No Trial or by a combination of trial types. Depending upon the seriousness of the offense and the consequences of a Guilty verdict, defendants in Criminal Cases have the constitutional right to a jury of their peers. In a Jury Trial, the Judge decides questions of law and the jury decides whether the defendant is guilty or not guilty on each of the offenses charted. The cases are categorized by how all the charges within the case were disposed. If all charges were disposed by the same trial type, it is counted in the separate category, otherwise, it is counted within the "Mixed Trial" category. If a charge had no trial type entered or it had "No Trial", then it is counted in the "No Trial" category.

Cases by Trial Type
 27A.460(7), (8), (9), (10)

	Jury Trial	Mixed Trial Types	No Trial	Grand Total
Felony Amended Down to Non-Felony			5 100.00%	5 100.00%
Felony Charges	2 1.43%	1 0.71%	137 97.86%	140 100.00%
Felony Convictions			83 100.00%	83 100.00%

- 27A.460(7) Percentage of disposition to guilty as charged by trial
- 27A.460(8) Percentage of those found guilty of lesser charge by trial
- 27A.460(9) Percentage of cases where jury trial taken
- 27A.460(10) Percentage of trials which are bench (court) trials

Shock Probation by Disposition Type
 27A.440(3)(b)

	Denied	Grand Total
0026090 SHOCK PROBATION IN FELONY CONVICTIONS	3 100.00%	3 100.00%

27A.440(3)(b) Extracted data on shock probation shall be placed in the annual report of the Administrative Office of the Courts

* A case may consist of one or multiple convicted charges, the distinct count on cases counts the case only once.
 * Other disposition types include: Denied, Extradition, Grand Jury, Granted, Merged, Mistrial, Grand Jury, Other, Remanded, and Sealed Records.



ADMINISTRATIVE OFFICE OF THE COURTS
Research and Statistics
Annual Report FY 2022
Circuit Court - Felony Criminal Cases

JACKSON COUNTY

Youthful Offenders

There were 0 Felony level offenses and 0 Non-Felony level offenses disposed within 0 Circuit Criminal cases during the fiscal year. Non-Felony offenses include Misdemeanor, Violation, Local Ordinance, or Other level offenses within those cases.

27A.460(11)

	Charges	Cases
	0	0

27A.460(11) The number of juvenile offenders tried as an adult

Of the 0 Felony level offenses disposed within the Youthful Offender cases, 0 (None%) Charges were convicted

Youthful Offender

		Grand Total
Felony Charges by Disposition Type	0	0

Note: A youth charged prior to their 18th birthday, proceeded against as a youthful offender under KRS 635.020(7) may not be included in the above.

KRS 635.020(7) If a person who is eighteen (18) or older and before the court is charged with a felony that occurred prior to his eighteenth birthday, the court shall, upon motion of the county attorney made prior to adjudication, and after the county attorney has consulted with the Commonwealth's Attorney, that the child be proceeded against as a youthful offender, proceed in accordance with the provisions of KRS 640.010.

* A case may consist of one or multiple convicted charges, the distinct count on cases counts the case only once.



ADMINISTRATIVE OFFICE OF THE COURTS
Research and Statistics
 Annual Report FY 2022
 Circuit Court - Felony Criminal Cases

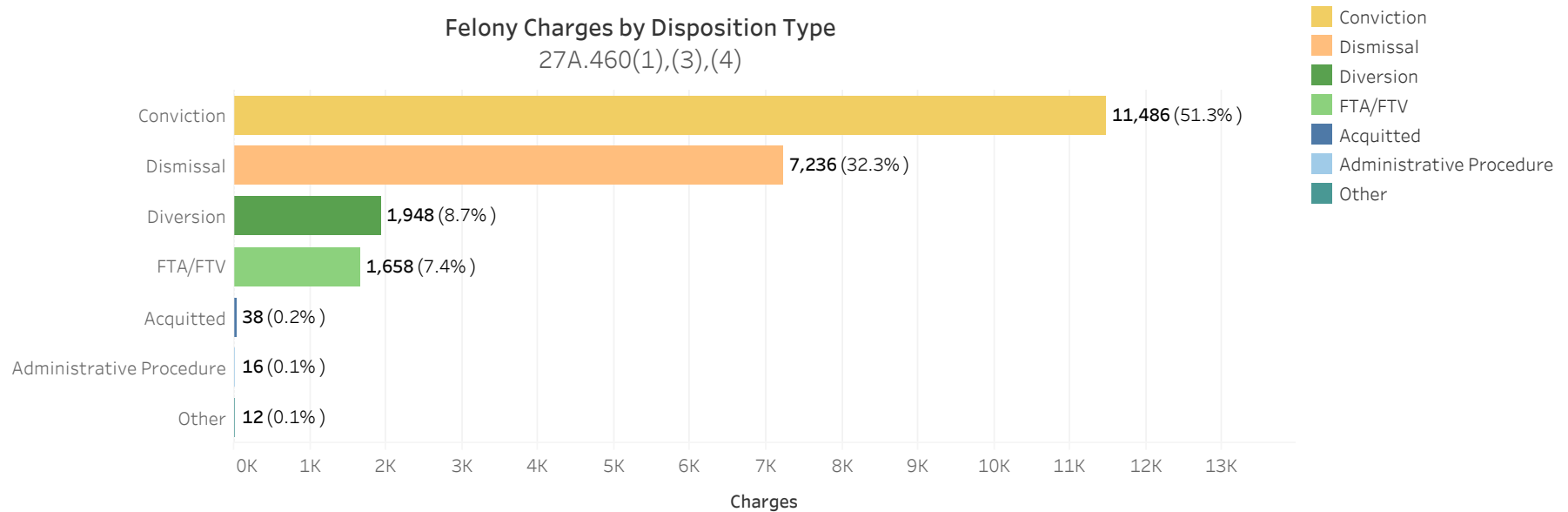
JEFFERSON COUNTY

There were 22,394 Felony level offenses and 1,278 Non-Felony level offenses disposed within 9,374 Circuit Criminal cases during the Fiscal Year. Non-Felony offenses include Misdemeanor, Violation, Local Ordinance or Other level offenses within those cases.

	Charges	Cases
JEFFERSON Felony	22,394	8,392
Felony amended to Non-Felony	1,278	

Of those 22,394 Felony offenses, 0 (0%) were Convicted, 38 (0.1697%) were Acquitted and 7,236 (32.31%) were Dismissed.

Felony Charges by Disposition Type
 27A.460(1),(3),(4)



27A.460(1) Conviction Percentages
 27A.460(3) Percentage of Acquittals
 27A.460(4) Percentage of Dismissals

* A case may consist of one or multiple convicted charges, the distinct count on cases counts the case only once.
 * Other disposition types include: Denied, Extradition, Grand Jury, Granted, Merged, Mistrial, Grand Jury, Other, Remanded, and Sealed Records.



ADMINISTRATIVE OFFICE OF THE COURTS
Research and Statistics
 Annual Report FY 2022
 Circuit Court - Felony Criminal Cases

JEFFERSON COUNTY

Felony Charges Convicted by Highest Penalty Type

Penalty Type	Felony			MISDEMEANOR			VIOLATION			Grand Total		
	Charges	% of Chgs	Cases	Charges	% of Chgs	Cases	Charges	% of Chgs	Cases	Charges	% of Chgs	Cases
Incarcerated Prison	2,404	42.0%	769	34	1.5%	29	1	0.4%	1	2,439	29.4%	772
Incarcerated Jail	589	10.3%	341	869	37.7%	458	11	3.9%	10	1,469	17.7%	677
Alternative: Home Incarcerati..				8	0.3%	3				8	0.1%	3
Alternative: Probation	2,617	45.7%	1,079	821	35.6%	445	5	1.8%	5	3,443	41.4%	1,113
Alternative: Cond. Discharged	91	1.6%	60	538	23.3%	335	6	2.1%	5	635	7.6%	376
Alternative Sentence	3	0.1%	3	1	0.0%	1	14	5.0%	11	18	0.2%	15
Pay Fine	1	0.0%	1	24	1.0%	19	206	73.3%	150	231	2.8%	164
Pay Court Cost	1	0.0%	1	2	0.1%	2	2	0.7%	2	5	0.1%	5
Other Penalty	8	0.1%	8	4	0.2%	4	36	12.8%	29	48	0.6%	40
No Sentence	10	0.2%	6	4	0.2%	4				14	0.2%	9
Grand Total	5,724	100.0%	2,175	2,305	100.0%	1,267	281	100.0%	212	8,310	100.0%	2,604

27A.460(2) Percentages of fines, imprisonment, or other penalty assessment

Original & Final Plea Type

		GUILTY	NOT GUILTY	UNKNOWN PLEA TYPE	Grand Total
Felony Charges	Original Plea	1,744 (7.8%)	12,602 (56.3%)	8,048 (35.9%)	22,394 (100.0%)
	Final Plea	12,652 (56.5%)	1,694 (7.6%)	8,048 (35.9%)	22,394 (100.0%)
Felony amended to Non-Felony	Original Plea	14 (1.1%)	270 (21.1%)	994 (77.8%)	1,278 (100.0%)
	Final Plea	26 (2.0%)	258 (20.2%)	994 (77.8%)	1,278 (100.0%)

27A.460(5) Percentage of pleas as charges

27A.460(6) Percentage of pleas to reduce charges

* A case may consist of one or multiple convicted charges, the distinct count on cases counts the case only once.

* Convicted charges, percent of charges and the distinct count of cases are sorted by the highest sentence penalty for each of the convicted charges (Guilty, Guilty - Multiple Counts, Prepayable Citation - Paid or Guilty - Sealed Sentence, Enhanced).



ADMINISTRATIVE OFFICE OF THE COURTS
Research and Statistics
 Annual Report FY 2022
 Circuit Court - Felony Criminal Cases

JEFFERSON COUNTY

Cases can have multiple charges which are heard either by a Court Trial, Jury Trial, No Trial or by a combination of trial types. Depending upon the seriousness of the offense and the consequences of a Guilty verdict, defendants in Criminal Cases have the constitutional right to a jury of their peers. In a Jury Trial, the Judge decides questions of law and the jury decides whether the defendant is guilty or not guilty on each of the offenses charted. The cases are categorized by how all the charges within the case were disposed. If all charges were disposed by the same trial type, it is counted in the separate category, otherwise, it is counted within the "Mixed Trial" category. If a charge had no trial type entered or it had "No Trial", then it is counted in the "No Trial" category.

Cases by Trial Type
 27A.460(7), (8), (9), (10)

	Jury Trial	Mixed Trial Types	No Trial	Grand Total
Felony Amended Down to Non-Felony	2 0.20%	30 3.05%	950 96.74%	982 100.00%
Felony Charges	54 0.64%	406 4.84%	7,932 94.52%	8,392 100.00%
Felony Convictions	38 0.87%	338 7.74%	3,992 91.39%	4,368 100.00%

- 27A.460(7) Percentage of disposition to guilty as charged by trial
- 27A.460(8) Percentage of those found guilty of lesser charge by trial
- 27A.460(9) Percentage of cases where jury trial taken
- 27A.460(10) Percentage of trials which are bench (court) trials

Shock Probation by Disposition Type
 27A.440(3)(b)

	Denied	Granted	Others	Vacated	Withdrawn	Grand Total
0026090 SHOCK PROBATION IN FELONY CONVICTIONS	390 51.72%	334 44.30%	4 0.53%	4 0.53%	22 2.92%	754 100.00%
0026100 SHOCK PROBATION IN MISDEMEANOR CONVICTIONS	2 100.00%					2 100.00%

27A.440(3)(b) Extracted data on shock probation shall be placed in the annual report of the Administrative Office of the Courts

* A case may consist of one or multiple convicted charges, the distinct count on cases counts the case only once.
 * Other disposition types include: Denied, Extradition, Grand Jury, Granted, Merged, Mistrial, Grand Jury, Other, Remanded, and Sealed Records.



ADMINISTRATIVE OFFICE OF THE COURTS
Research and Statistics
 Annual Report FY 2022
 Circuit Court - Felony Criminal Cases

JEFFERSON COUNTY

Youthful Offenders

There were 131 Felony level offenses and 3 Non-Felony level offenses disposed within 41 Circuit Criminal cases during the fiscal year. Non-Felony offenses include Misdemeanor, Violation, Local Ordinance, or Other level offenses within those cases.

27A.460(11)

	Charges	Cases
Felony	131	40
Felony amended to Non-Felony	3	1

27A.460(11) The number of juvenile offenders tried as an adult

Of the 262 Felony level offenses disposed within the Youthful Offender cases, 208 (79.39%) Charges were convicted

Youthful Offender

	Acquitted	Convictions	Dismissal	Diversion	FTA/FTV	Others	Grand Total
Felony Charges by Disposition Type	2	208	20	12	12	8	262

Note: A youth charged prior to their 18th birthday, proceeded against as a youthful offender under KRS 635.020(7) may not be included in the above.

KRS 635.020(7) If a person who is eighteen (18) or older and before the court is charged with a felony that occurred prior to his eighteenth birthday, the court shall, upon motion of the county attorney made prior to adjudication, and after the county attorney has consulted with the Commonwealth's Attorney, that the child be proceeded against as a youthful offender, proceed in accordance with the provisions of KRS 640.010.

* A case may consist of one or multiple convicted charges, the distinct count on cases counts the case only once.

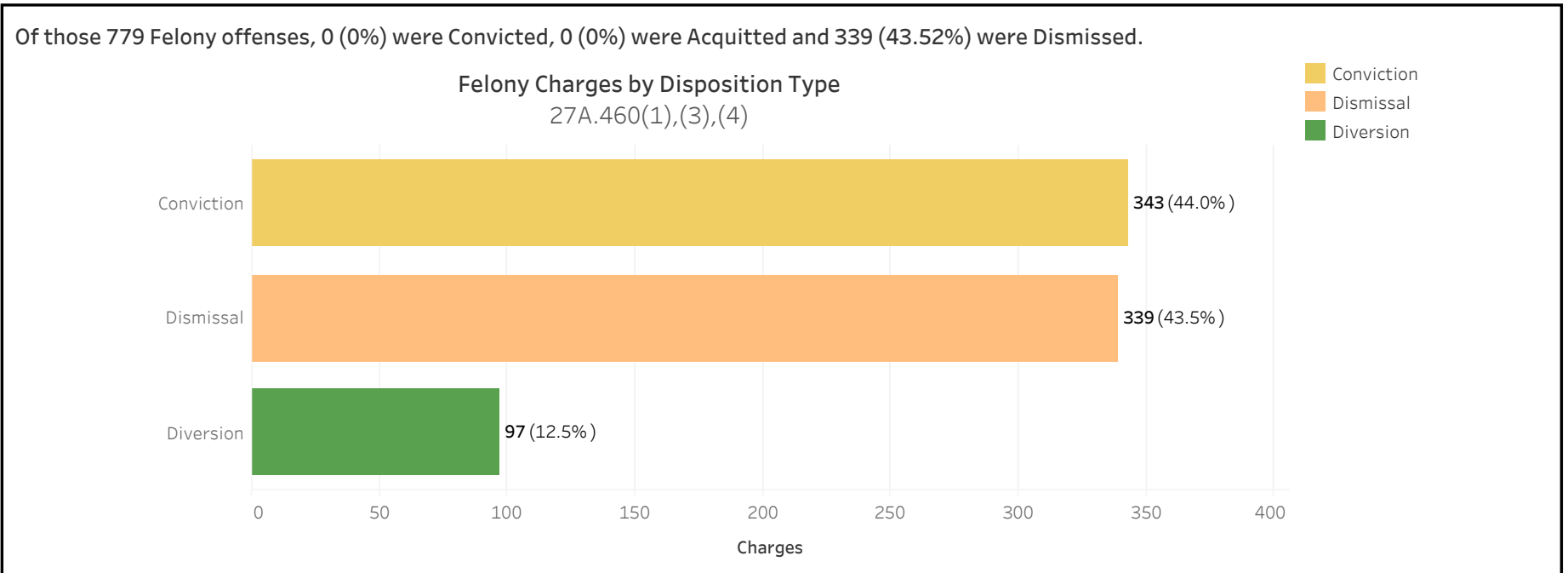


ADMINISTRATIVE OFFICE OF THE COURTS
Research and Statistics
 Annual Report FY 2022
 Circuit Court - Felony Criminal Cases

JESSAMINE COUNTY

There were 779 Felony level offenses and 86 Non-Felony level offenses disposed within 490 Circuit Criminal cases during the Fiscal Year. Non-Felony offenses include Misdemeanor, Violation, Local Ordinance or Other level offenses within those cases.

	Charges	Cases
JESSAMINE Felony	779	412
Felony amended to Non-Felony	86	



27A.460(1) Conviction Percentages
 27A.460(3) Percentage of Acquittals
 27A.460(4) Percentage of Dismissals

* A case may consist of one or multiple convicted charges, the distinct count on cases counts the case only once.
 * Other disposition types include: Denied, Extradition, Grand Jury, Granted, Merged, Mistrial, Grand Jury, Other, Remanded, and Sealed Records.



ADMINISTRATIVE OFFICE OF THE COURTS
Research and Statistics
 Annual Report FY 2022
 Circuit Court - Felony Criminal Cases

JESSAMINE COUNTY

Felony Charges Convicted by Highest Penalty Type

Penalty Type	Felony			MISDEMEANOR			VIOLATION			Grand Total		
	Charges	% of Chgs	Cases	Charges	% of Chgs	Cases	Charges	% of Chgs	Cases	Charges	% of Chgs	Cases
Incarcerated Prison	51	15.0%	29							51	8.4%	29
Incarcerated Jail	23	6.7%	16	32	12.3%	23	1	33.3%	1	56	9.3%	35
Alternative: Probation	264	77.4%	171	172	65.9%	108				436	72.1%	208
Alternative: Cond. Discharged	1	0.3%	1	40	15.3%	32				41	6.8%	32
Pay Fine				11	4.2%	11	2	66.7%	2	13	2.1%	13
Pay Court Cost	1	0.3%	1	2	0.8%	2				3	0.5%	3
Other Penalty	1	0.3%	1	4	1.5%	4				5	0.8%	5
Grand Total	341	100.0%	212	261	100.0%	169	3	100.0%	3	605	100.0%	289

27A.460(2) Percentages of fines, imprisonment, or other penalty assessment

Original & Final Plea Type

		GUILTY	NOT GUILTY	UNKNOWN PLEA TYPE	Grand Total
Felony Charges	Original Plea	10 (1.3%)	346 (44.4%)	423 (54.3%)	779 (100.0%)
	Final Plea	350 (44.9%)	6 (0.8%)	423 (54.3%)	779 (100.0%)
Felony amended to Non-Felony	Original Plea			86 (100.0%)	86 (100.0%)
	Final Plea			86 (100.0%)	86 (100.0%)

27A.460(5) Percentage of pleas as charges

27A.460(6) Percentage of pleas to reduce charges

* A case may consist of one or multiple convicted charges, the distinct count on cases counts the case only once.

* Convicted charges, percent of charges and the distinct count of cases are sorted by the highest sentence penalty for each of the convicted charges (Guilty, Guilty - Multiple Counts, Prepayable Citation - Paid or Guilty - Sealed Sentence, Enhanced).



ADMINISTRATIVE OFFICE OF THE COURTS
Research and Statistics
 Annual Report FY 2022
 Circuit Court - Felony Criminal Cases

JESSAMINE COUNTY

Cases can have multiple charges which are heard either by a Court Trial, Jury Trial, No Trial or by a combination of trial types. Depending upon the seriousness of the offense and the consequences of a Guilty verdict, defendants in Criminal Cases have the constitutional right to a jury of their peers. In a Jury Trial, the Judge decides questions of law and the jury decides whether the defendant is guilty or not guilty on each of the offenses charted. The cases are categorized by how all the charges within the case were disposed. If all charges were disposed by the same trial type, it is counted in the separate category, otherwise, it is counted within the "Mixed Trial" category. If a charge had no trial type entered or it had "No Trial", then it is counted in the "No Trial" category.

Cases by Trial Type
 27A.460(7), (8), (9), (10)

	Mixed Trial Types	No Trial	Grand Total
Felony Amended Down to Non-Felony	9 11.54%	69 88.46%	78 100.00%
Felony Charges	35 8.50%	377 91.50%	412 100.00%
Felony Convictions	32 15.09%	180 84.91%	212 100.00%

- 27A.460(7) Percentage of disposition to guilty as charged by trial
- 27A.460(8) Percentage of those found guilty of lesser charge by trial
- 27A.460(9) Percentage of cases where jury trial taken
- 27A.460(10) Percentage of trials which are bench (court) trials

Shock Probation by Disposition Type
 27A.440(3)(b)

	Granted	Others	Grand Total
0026090 SHOCK PROBATION IN FELONY CONVICTIONS	1 33.33%	2 66.67%	3 100.00%

27A.440(3)(b) Extracted data on shock probation shall be placed in the annual report of the Administrative Office of the Courts

* A case may consist of one or multiple convicted charges, the distinct count on cases counts the case only once.
 * Other disposition types include: Denied, Extradition, Grand Jury, Granted, Merged, Mistrial, Grand Jury, Other, Remanded, and Sealed Records.



ADMINISTRATIVE OFFICE OF THE COURTS
Research and Statistics
 Annual Report FY 2022
 Circuit Court - Felony Criminal Cases

JESSAMINE COUNTY

Youthful Offenders

There were 0 Felony level offenses and 0 Non-Felony level offenses disposed within 0 Circuit Criminal cases during the fiscal year. Non-Felony offenses include Misdemeanor, Violation, Local Ordinance, or Other level offenses within those cases.

27A.460(11)

	Charges	Cases
	0	0

27A.460(11) The number of juvenile offenders tried as an adult

Of the 0 Felony level offenses disposed within the Youthful Offender cases, 0 (None%) Charges were convicted

Youthful Offender

		Grand Total
Felony Charges by Disposition Type	0	0

Note: A youth charged prior to their 18th birthday, proceeded against as a youthful offender under KRS 635.020(7) may not be included in the above.

KRS 635.020(7) If a person who is eighteen (18) or older and before the court is charged with a felony that occurred prior to his eighteenth birthday, the court shall, upon motion of the county attorney made prior to adjudication, and after the county attorney has consulted with the Commonwealth's Attorney, that the child be proceeded against as a youthful offender, proceed in accordance with the provisions of KRS 640.010.

* A case may consist of one or multiple convicted charges, the distinct count on cases counts the case only once.

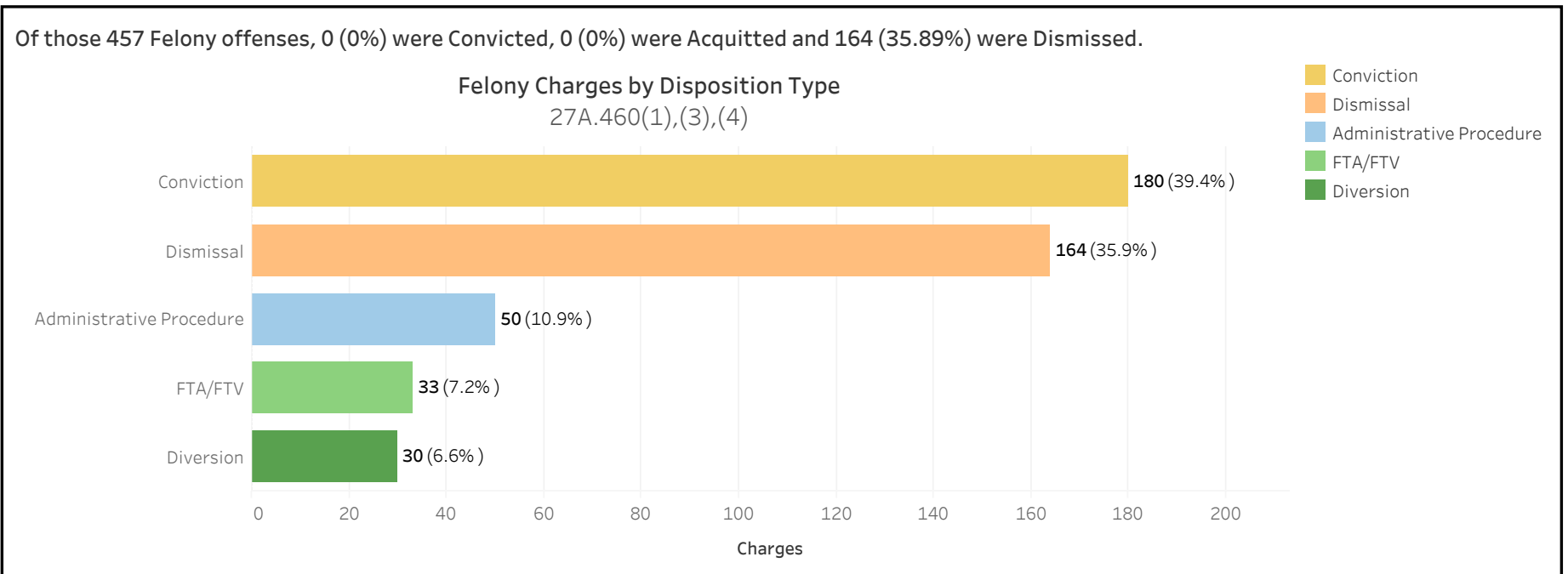


ADMINISTRATIVE OFFICE OF THE COURTS
Research and Statistics
 Annual Report FY 2022
 Circuit Court - Felony Criminal Cases

JOHNSON COUNTY

There were 457 Felony level offenses and 14 Non-Felony level offenses disposed within 311 Circuit Criminal cases during the Fiscal Year. Non-Felony offenses include Misdemeanor, Violation, Local Ordinance or Other level offenses within those cases.

		Charges	Cases
JOHNSON	Felony	457	297
	Felony amended to Non-Felony	14	



27A.460(1) Conviction Percentages
 27A.460(3) Percentage of Acquittals
 27A.460(4) Percentage of Dismissals

* A case may consist of one or multiple convicted charges, the distinct count on cases counts the case only once.
 * Other disposition types include: Denied, Extradition, Grand Jury, Granted, Merged, Mistrial, Grand Jury, Other, Remanded, and Sealed Records.



ADMINISTRATIVE OFFICE OF THE COURTS
Research and Statistics
 Annual Report FY 2022
 Circuit Court - Felony Criminal Cases

JOHNSON COUNTY

Felony Charges Convicted by Highest Penalty Type

Penalty Type	Felony			MISDEMEANOR			Grand Total		
	Charges	% of Chgs	Cases	Charges	% of Chgs	Cases	Charges	% of Chgs	Cases
Incarcerated Prison	85	47.8%	63	1	0.8%	1	86	28.2%	64
Incarcerated Jail	28	15.7%	22	76	59.8%	46	104	34.1%	57
Alternative: Probation	60	33.7%	45	41	32.3%	27	101	33.1%	49
Alternative Sentence	1	0.6%	1				1	0.3%	1
Other Penalty	4	2.2%	3	9	7.1%	5	13	4.3%	8
Grand Total	178	100.0%	131	127	100.0%	79	305	100.0%	151

27A.460(2) Percentages of fines, imprisonment, or other penalty assessment

Original & Final Plea Type

		GUILTY	NOT GUILTY	UNKNOWN PLEA TYPE	Grand Total
Felony Charges	Original Plea	1 (0.2%)	185 (40.5%)	271 (59.3%)	457 (100.0%)
	Final Plea	130 (28.4%)	56 (12.3%)	271 (59.3%)	457 (100.0%)
Felony amended to Non-Felony	Original Plea		1 (7.1%)	13 (92.9%)	14 (100.0%)
	Final Plea		1 (7.1%)	13 (92.9%)	14 (100.0%)

27A.460(5) Percentage of pleas as charges

27A.460(6) Percentage of pleas to reduce charges

* A case may consist of one or multiple convicted charges, the distinct count on cases counts the case only once.

* Convicted charges, percent of charges and the distinct count of cases are sorted by the highest sentence penalty for each of the convicted charges (Guilty, Guilty - Multiple Counts, Prepayable Citation - Paid or Guilty - Sealed Sentence, Enhanced).



ADMINISTRATIVE OFFICE OF THE COURTS
Research and Statistics
 Annual Report FY 2022
 Circuit Court - Felony Criminal Cases

JOHNSON COUNTY

Cases can have multiple charges which are heard either by a Court Trial, Jury Trial, No Trial or by a combination of trial types. Depending upon the seriousness of the offense and the consequences of a Guilty verdict, defendants in Criminal Cases have the constitutional right to a jury of their peers. In a Jury Trial, the Judge decides questions of law and the jury decides whether the defendant is guilty or not guilty on each of the offenses charted. The cases are categorized by how all the charges within the case were disposed. If all charges were disposed by the same trial type, it is counted in the separate category, otherwise, it is counted within the "Mixed Trial" category. If a charge had no trial type entered or it had "No Trial", then it is counted in the "No Trial" category.

Cases by Trial Type
 27A.460(7), (8), (9), (10)

	Mixed Trial Types	No Trial	Grand Total
Felony Amended Down to Non-Felony	2 14.29%	12 85.71%	14 100.00%
Felony Charges	13 4.38%	284 95.62%	297 100.00%
Felony Convictions	13 9.92%	118 90.08%	131 100.00%

- 27A.460(7) Percentage of disposition to guilty as charged by trial
- 27A.460(8) Percentage of those found guilty of lesser charge by trial
- 27A.460(9) Percentage of cases where jury trial taken
- 27A.460(10) Percentage of trials which are bench (court) trials

Shock Probation by Disposition Type
 27A.440(3)(b)

	Denied	Grand Total
0026090 SHOCK PROBATION IN FELONY CONVICTIONS	4 100.00%	4 100.00%

27A.440(3)(b) Extracted data on shock probation shall be placed in the annual report of the Administrative Office of the Courts

* A case may consist of one or multiple convicted charges, the distinct count on cases counts the case only once.
 * Other disposition types include: Denied, Extradition, Grand Jury, Granted, Merged, Mistrial, Grand Jury, Other, Remanded, and Sealed Records.



ADMINISTRATIVE OFFICE OF THE COURTS
Research and Statistics
 Annual Report FY 2022
 Circuit Court - Felony Criminal Cases

JOHNSON COUNTY

Youthful Offenders

There were 3 Felony level offenses and 0 Non-Felony level offenses disposed within 1 Circuit Criminal cases during the fiscal year. Non-Felony offenses include Misdemeanor, Violation, Local Ordinance, or Other level offenses within those cases.

27A.460(11)

	Charges	Cases
Felony	3	1
Felony amended to Non-Felony	0	0

27A.460(11) The number of juvenile offenders tried as an adult

Of the 3 Felony level offenses disposed within the Youthful Offender cases, 0 (0%) Charges were convicted

Youthful Offender

	AP	Grand Total
Felony Charges by Disposition Type	3	3

Note: A youth charged prior to their 18th birthday, proceeded against as a youthful offender under KRS 635.020(7) may not be included in the above.

KRS 635.020(7) If a person who is eighteen (18) or older and before the court is charged with a felony that occurred prior to his eighteenth birthday, the court shall, upon motion of the county attorney made prior to adjudication, and after the county attorney has consulted with the Commonwealth's Attorney, that the child be proceeded against as a youthful offender, proceed in accordance with the provisions of KRS 640.010.

* A case may consist of one or multiple convicted charges, the distinct count on cases counts the case only once.

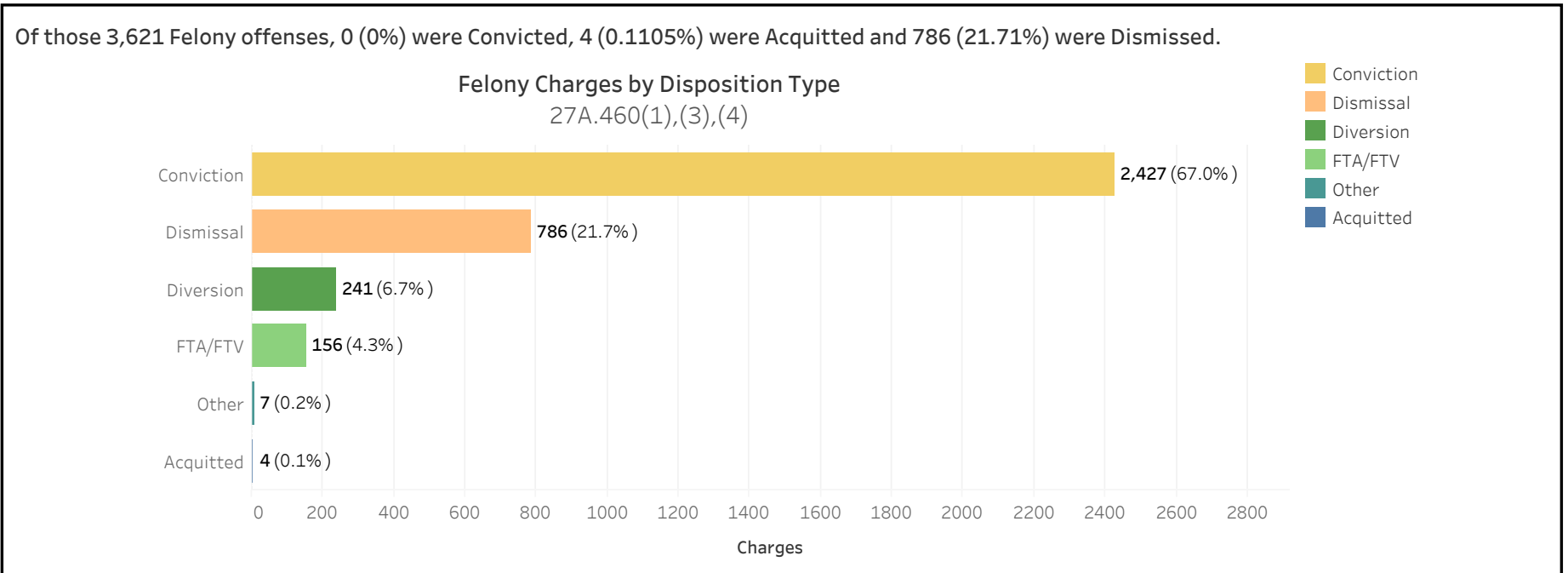


ADMINISTRATIVE OFFICE OF THE COURTS
Research and Statistics
 Annual Report FY 2022
 Circuit Court - Felony Criminal Cases

KENTON COUNTY

There were 3,621 Felony level offenses and 100 Non-Felony level offenses disposed within 2,096 Circuit Criminal cases during the Fiscal Year. Non-Felony offenses include Misdemeanor, Violation, Local Ordinance or Other level offenses within those cases.

		Charges	Cases
KENTON	Felony	3,621	2,002
	Felony amended to Non-Felony	100	



27A.460(1) Conviction Percentages
 27A.460(3) Percentage of Acquittals
 27A.460(4) Percentage of Dismissals

* A case may consist of one or multiple convicted charges, the distinct count on cases counts the case only once.
 * Other disposition types include: Denied, Extradition, Grand Jury, Granted, Merged, Mistrial, Grand Jury, Other, Remanded, and Sealed Records.



ADMINISTRATIVE OFFICE OF THE COURTS
Research and Statistics
 Annual Report FY 2022
 Circuit Court - Felony Criminal Cases

KENTON COUNTY

Felony Charges Convicted by Highest Penalty Type

Penalty Type	Felony			MISDEMEANOR			Grand Total		
	Charges	% of Chgs	Cases	Charges	% of Chgs	Cases	Charges	% of Chgs	Cases
Incarcerated Prison	1,124	46.7%	356	2	0.6%	2	1,126	40.8%	356
Incarcerated Jail	231	9.6%	203	119	33.6%	98	350	12.7%	279
Alternative: Home Incarcerati..				10	2.8%	8	10	0.4%	8
Alternative: Probation	5	0.2%	5				5	0.2%	5
Alternative: Cond. Discharged	13	0.5%	8	68	19.2%	57	81	2.9%	64
Alternative Sentence	782	32.5%	687	88	24.9%	72	870	31.5%	708
Pay Fine	5	0.2%	5	14	4.0%	14	19	0.7%	19
Pay Court Cost	62	2.6%	62	23	6.5%	21	85	3.1%	83
Other Penalty	69	2.9%	62	20	5.6%	19	89	3.2%	80
No Sentence	115	4.8%	90	10	2.8%	9	125	4.5%	90
Grand Total	2,406	100.0%	1,450	354	100.0%	293	2,760	100.0%	1,563

27A.460(2) Percentages of fines, imprisonment, or other penalty assessment

Original & Final Plea Type

		GUILTY	NOT GUILTY	UNKNOWN PLEA TYPE	Grand Total
Felony Charges	Original Plea	17 (0.5%)	2,657 (73.4%)	947 (26.2%)	3,621 (100.0%)
	Final Plea	2,494 (68.9%)	180 (5.0%)	947 (26.2%)	3,621 (100.0%)
Felony amended to Non-Felony	Original Plea		8 (8.0%)	92 (92.0%)	100 (100.0%)
	Final Plea	8 (8.0%)		92 (92.0%)	100 (100.0%)

27A.460(5) Percentage of pleas as charges

27A.460(6) Percentage of pleas to reduce charges

* A case may consist of one or multiple convicted charges, the distinct count on cases counts the case only once.

* Convicted charges, percent of charges and the distinct count of cases are sorted by the highest sentence penalty for each of the convicted charges (Guilty, Guilty - Multiple Counts, Prepayable Citation - Paid or Guilty - Sealed Sentence, Enhanced).



ADMINISTRATIVE OFFICE OF THE COURTS
Research and Statistics
 Annual Report FY 2022
 Circuit Court - Felony Criminal Cases

KENTON COUNTY

Cases can have multiple charges which are heard either by a Court Trial, Jury Trial, No Trial or by a combination of trial types. Depending upon the seriousness of the offense and the consequences of a Guilty verdict, defendants in Criminal Cases have the constitutional right to a jury of their peers. In a Jury Trial, the Judge decides questions of law and the jury decides whether the defendant is guilty or not guilty on each of the offenses charted. The cases are categorized by how all the charges within the case were disposed. If all charges were disposed by the same trial type, it is counted in the separate category, otherwise, it is counted within the "Mixed Trial" category. If a charge had no trial type entered or it had "No Trial", then it is counted in the "No Trial" category.

Cases by Trial Type
 27A.460(7), (8), (9), (10)

	Court Trial	Jury Trial	Mixed Trial Types	No Trial	Grand Total
Felony Amended Down to Non-Felony			6 6.38%	88 93.62%	94 100.00%
Felony Charges	2 0.10%	13 0.65%	174 8.69%	1,813 90.56%	2,002 100.00%
Felony Convictions	2 0.14%	9 0.62%	167 11.50%	1,274 87.74%	1,452 100.00%

- 27A.460(7) Percentage of disposition to guilty as charged by trial
- 27A.460(8) Percentage of those found guilty of lesser charge by trial
- 27A.460(9) Percentage of cases where jury trial taken
- 27A.460(10) Percentage of trials which are bench (court) trials

Shock Probation by Disposition Type
 27A.440(3)(b)

	Denied	Granted	Vacated	Grand Total
0026090 SHOCK PROBATION IN FELONY CONVICTIONS	81 94.19%	4 4.65%	1 1.16%	86 100.00%
0026100 SHOCK PROBATION IN MISDEMEANOR CONVICTIONS	1 100.00%			1 100.00%

27A.440(3)(b) Extracted data on shock probation shall be placed in the annual report of the Administrative Office of the Courts

* A case may consist of one or multiple convicted charges, the distinct count on cases counts the case only once.
 * Other disposition types include: Denied, Extradition, Grand Jury, Granted, Merged, Mistrial, Grand Jury, Other, Remanded, and Sealed Records.



ADMINISTRATIVE OFFICE OF THE COURTS
Research and Statistics
Annual Report FY 2022
Circuit Court - Felony Criminal Cases

KENTON COUNTY

Youthful Offenders

There were 8 Felony level offenses and 0 Non-Felony level offenses disposed within 5 Circuit Criminal cases during the fiscal year. Non-Felony offenses include Misdemeanor, Violation, Local Ordinance, or Other level offenses within those cases.

27A.460(11)

	Charges	Cases
Felony	8	5
Felony amended to Non-Felony	0	0

27A.460(11) The number of juvenile offenders tried as an adult

Of the 8 Felony level offenses disposed within the Youthful Offender cases, 5 (62.50%) Charges were convicted

Youthful Offender

	Convictions	Dismissal	Diversion	Grand Total
Felony Charges by Disposition Type	5	2	1	8

Note: A youth charged prior to their 18th birthday, proceeded against as a youthful offender under KRS 635.020(7) may not be included in the above.

KRS 635.020(7) If a person who is eighteen (18) or older and before the court is charged with a felony that occurred prior to his eighteenth birthday, the court shall, upon motion of the county attorney made prior to adjudication, and after the county attorney has consulted with the Commonwealth's Attorney, that the child be proceeded against as a youthful offender, proceed in accordance with the provisions of KRS 640.010.

* A case may consist of one or multiple convicted charges, the distinct count on cases counts the case only once.

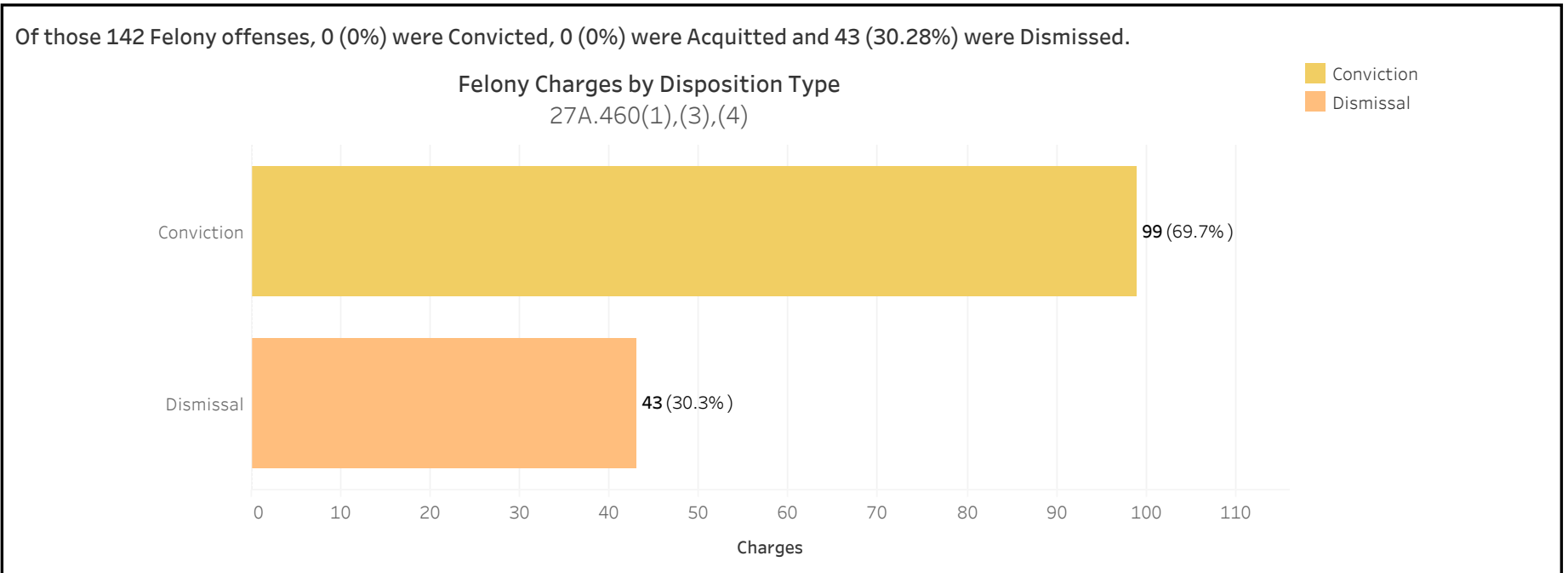


ADMINISTRATIVE OFFICE OF THE COURTS
Research and Statistics
 Annual Report FY 2022
 Circuit Court - Felony Criminal Cases

KNOTT COUNTY

There were 142 Felony level offenses and 10 Non-Felony level offenses disposed within 102 Circuit Criminal cases during the Fiscal Year. Non-Felony offenses include Misdemeanor, Violation, Local Ordinance or Other level offenses within those cases.

		Charges	Cases
KNOTT	Felony	142	97
	Felony amended to Non-Felony	10	



27A.460(1) Conviction Percentages
 27A.460(3) Percentage of Acquittals
 27A.460(4) Percentage of Dismissals

* A case may consist of one or multiple convicted charges, the distinct count on cases counts the case only once.
 * Other disposition types include: Denied, Extradition, Grand Jury, Granted, Merged, Mistrial, Grand Jury, Other, Remanded, and Sealed Records.



ADMINISTRATIVE OFFICE OF THE COURTS
Research and Statistics
 Annual Report FY 2022
 Circuit Court - Felony Criminal Cases

KNOTT COUNTY

Felony Charges Convicted by Highest Penalty Type									
Penalty Type	Felony			MISDEMEANOR			Grand Total		
	Charges	% of Chgs	Cases	Charges	% of Chgs	Cases	Charges	% of Chgs	Cases
Incarcerated Prison	52	52.5%	33				52	48.6%	33
Incarcerated Jail	6	6.1%	6	3	37.5%	3	9	8.4%	8
Alternative: Home Incarceration				1	12.5%	1	1	0.9%	1
Alternative: Probation	41	41.4%	40	4	50.0%	4	45	42.1%	41
Grand Total	99	100.0%	79	8	100.0%	8	107	100.0%	83

27A.460(2) Percentages of fines, imprisonment, or other penalty assessment

Original & Final Plea Type				
		UNKNOWN PLEA TYPE		Grand Total
		Felony Charges	Original Plea	
	Final Plea	142 (100.0%)	142 (100.0%)	
Felony amended to Non-Felony	Original Plea	10 (100.0%)	10 (100.0%)	
	Final Plea	10 (100.0%)	10 (100.0%)	

27A.460(5) Percentage of pleas as charges
 27A.460(6) Percentage of pleas to reduce charges

* A case may consist of one or multiple convicted charges, the distinct count on cases counts the case only once.
 * Convicted charges, percent of charges and the distinct count of cases are sorted by the highest sentence penalty for each of the convicted charges (Guilty, Guilty - Multiple Counts, Prepayable Citation - Paid or Guilty - Sealed Sentence, Enhanced).



ADMINISTRATIVE OFFICE OF THE COURTS
Research and Statistics
 Annual Report FY 2022
 Circuit Court - Felony Criminal Cases

KNOTT COUNTY

Cases can have multiple charges which are heard either by a Court Trial, Jury Trial, No Trial or by a combination of trial types. Depending upon the seriousness of the offense and the consequences of a Guilty verdict, defendants in Criminal Cases have the constitutional right to a jury of their peers. In a Jury Trial, the Judge decides questions of law and the jury decides whether the defendant is guilty or not guilty on each of the offenses charted. The cases are categorized by how all the charges within the case were disposed. If all charges were disposed by the same trial type, it is counted in the separate category, otherwise, it is counted within the "Mixed Trial" category. If a charge had no trial type entered or it had "No Trial", then it is counted in the "No Trial" category.

Cases by Trial Type

27A.460(7), (8), (9), (10)

	No Trial	Grand Total
Felony Amended Down to Non-Felony	5 100.0%	5 100.0%
Felony Charges	97 100.0%	97 100.0%
Felony Convictions	79 100.0%	79 100.0%

- 27A.460(7) Percentage of disposition to guilty as charged by trial
- 27A.460(8) Percentage of those found guilty of lesser charge by trial
- 27A.460(9) Percentage of cases where jury trial taken
- 27A.460(10) Percentage of trials which are bench (court) trials

Shock Probation by Disposition Type

27A.440(3)(b)

	Grand Total
0	0

27A.440(3)(b) Extracted data on shock probation shall be placed in the annual report of the Administrative Office of the Courts

* A case may consist of one or multiple convicted charges, the distinct count on cases counts the case only once.
 * Other disposition types include: Denied, Extradition, Grand Jury, Granted, Merged, Mistrial, Grand Jury, Other, Remanded, and Sealed Records.



ADMINISTRATIVE OFFICE OF THE COURTS
Research and Statistics
 Annual Report FY 2022
 Circuit Court - Felony Criminal Cases

KNOTT COUNTY

Youthful Offenders

There were 0 Felony level offenses and 0 Non-Felony level offenses disposed within 0 Circuit Criminal cases during the fiscal year. Non-Felony offenses include Misdemeanor, Violation, Local Ordinance, or Other level offenses within those cases.

27A.460(11)

Charges	Cases
0	0

27A.460(11) The number of juvenile offenders tried as an adult

Of the 0 Felony level offenses disposed within the Youthful Offender cases, 0 (None%) Charges were convicted

Youthful Offender

Felony Charges by Disposition Type	0	Grand Total	0

Note: A youth charged prior to their 18th birthday, proceeded against as a youthful offender under KRS 635.020(7) may not be included in the above.

KRS 635.020(7) If a person who is eighteen (18) or older and before the court is charged with a felony that occurred prior to his eighteenth birthday, the court shall, upon motion of the county attorney made prior to adjudication, and after the county attorney has consulted with the Commonwealth's Attorney, that the child be proceeded against as a youthful offender, proceed in accordance with the provisions of KRS 640.010.

* A case may consist of one or multiple convicted charges, the distinct count on cases counts the case only once.

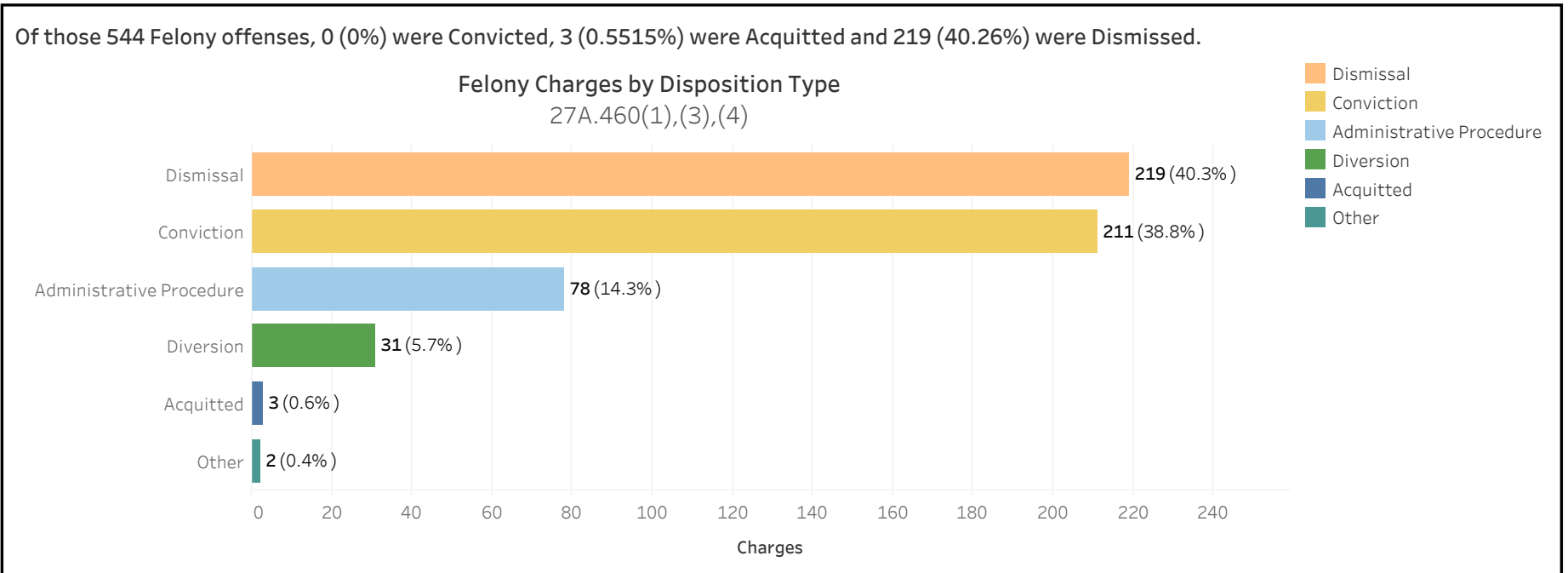


ADMINISTRATIVE OFFICE OF THE COURTS
Research and Statistics
 Annual Report FY 2022
 Circuit Court - Felony Criminal Cases

KNOX COUNTY

There were 544 Felony level offenses and 8 Non-Felony level offenses disposed within 319 Circuit Criminal cases during the Fiscal Year. Non-Felony offenses include Misdemeanor, Violation, Local Ordinance or Other level offenses within those cases.

		Charges	Cases
KNOX	Felony	544	311
	Felony amended to Non-Felony	8	



27A.460(1) Conviction Percentages
 27A.460(3) Percentage of Acquittals
 27A.460(4) Percentage of Dismissals

* A case may consist of one or multiple convicted charges, the distinct count on cases counts the case only once.
 * Other disposition types include: Denied, Extradition, Grand Jury, Granted, Merged, Mistrial, Grand Jury, Other, Remanded, and Sealed Records.



ADMINISTRATIVE OFFICE OF THE COURTS
Research and Statistics
 Annual Report FY 2022
 Circuit Court - Felony Criminal Cases

KNOX COUNTY

Felony Charges Convicted by Highest Penalty Type

Penalty Type	Felony			MISDEMEANOR			VIOLATION			Grand Total		
	Charges	% of Chgs	Cases	Charges	% of Chgs	Cases	Charges	% of Chgs	Cases	Charges	% of Chgs	Cases
Incarcerated Prison	102	51.5%	89							102	43.2%	89
Incarcerated Jail	16	8.1%	15	24	64.9%	19				40	16.9%	29
Alternative: Probation	79	39.9%	72	12	32.4%	11				91	38.6%	79
Alternative Sentence				1	2.7%	1				1	0.4%	1
No Sentence	1	0.5%	1				1	100.0%	1	2	0.8%	1
Grand Total	198	100.0%	176	37	100.0%	30	1	100.0%	1	236	100.0%	188

27A.460(2) Percentages of fines, imprisonment, or other penalty assessment

Original & Final Plea Type

		GUILTY	NOT GUILTY	UNKNOWN PLEA TYPE	Grand Total
Felony Charges	Original Plea		22 (4.0%)	522 (96.0%)	544 (100.0%)
	Final Plea	1 (0.2%)	21 (3.9%)	522 (96.0%)	544 (100.0%)
Felony amended to Non-Felony	Original Plea			8 (100.0%)	8 (100.0%)
	Final Plea			8 (100.0%)	8 (100.0%)

27A.460(5) Percentage of pleas as charges

27A.460(6) Percentage of pleas to reduce charges

* A case may consist of one or multiple convicted charges, the distinct count on cases counts the case only once.

* Convicted charges, percent of charges and the distinct count of cases are sorted by the highest sentence penalty for each of the convicted charges (Guilty, Guilty - Multiple Counts, Prepayable Citation - Paid or Guilty - Sealed Sentence, Enhanced).



ADMINISTRATIVE OFFICE OF THE COURTS
Research and Statistics
 Annual Report FY 2022
 Circuit Court - Felony Criminal Cases

KNOX COUNTY

Cases can have multiple charges which are heard either by a Court Trial, Jury Trial, No Trial or by a combination of trial types. Depending upon the seriousness of the offense and the consequences of a Guilty verdict, defendants in Criminal Cases have the constitutional right to a jury of their peers. In a Jury Trial, the Judge decides questions of law and the jury decides whether the defendant is guilty or not guilty on each of the offenses charted. The cases are categorized by how all the charges within the case were disposed. If all charges were disposed by the same trial type, it is counted in the separate category, otherwise, it is counted within the "Mixed Trial" category. If a charge had no trial type entered or it had "No Trial", then it is counted in the "No Trial" category.

Cases by Trial Type
 27A.460(7), (8), (9), (10)

	Jury Trial	Mixed Trial Types	No Trial	Grand Total
Felony Amended Down to Non-Felony			8 100.00%	8 100.00%
Felony Charges	2 0.64%	13 4.18%	296 95.18%	311 100.00%
Felony Convictions	1 0.57%	13 7.39%	162 92.05%	176 100.00%

- 27A.460(7) Percentage of disposition to guilty as charged by trial
- 27A.460(8) Percentage of those found guilty of lesser charge by trial
- 27A.460(9) Percentage of cases where jury trial taken
- 27A.460(10) Percentage of trials which are bench (court) trials

Shock Probation by Disposition Type
 27A.440(3)(b)

	Grand Total
0	0

27A.440(3)(b) Extracted data on shock probation shall be placed in the annual report of the Administrative Office of the Courts

* A case may consist of one or multiple convicted charges, the distinct count on cases counts the case only once.
 * Other disposition types include: Denied, Extradition, Grand Jury, Granted, Merged, Mistrial, Grand Jury, Other, Remanded, and Sealed Records.



ADMINISTRATIVE OFFICE OF THE COURTS
Research and Statistics
 Annual Report FY 2022
 Circuit Court - Felony Criminal Cases

KNOX COUNTY

Youthful Offenders

There were 0 Felony level offenses and 0 Non-Felony level offenses disposed within 0 Circuit Criminal cases during the fiscal year. Non-Felony offenses include Misdemeanor, Violation, Local Ordinance, or Other level offenses within those cases.

27A.460(11)

Charges	Cases
0	0

27A.460(11) The number of juvenile offenders tried as an adult

Of the 0 Felony level offenses disposed within the Youthful Offender cases, 0 (None%) Charges were convicted

Youthful Offender

Felony Charges by Disposition Type	0	Grand Total	0

Note: A youth charged prior to their 18th birthday, proceeded against as a youthful offender under KRS 635.020(7) may not be included in the above.

KRS 635.020(7) If a person who is eighteen (18) or older and before the court is charged with a felony that occurred prior to his eighteenth birthday, the court shall, upon motion of the county attorney made prior to adjudication, and after the county attorney has consulted with the Commonwealth's Attorney, that the child be proceeded against as a youthful offender, proceed in accordance with the provisions of KRS 640.010.

* A case may consist of one or multiple convicted charges, the distinct count on cases counts the case only once.

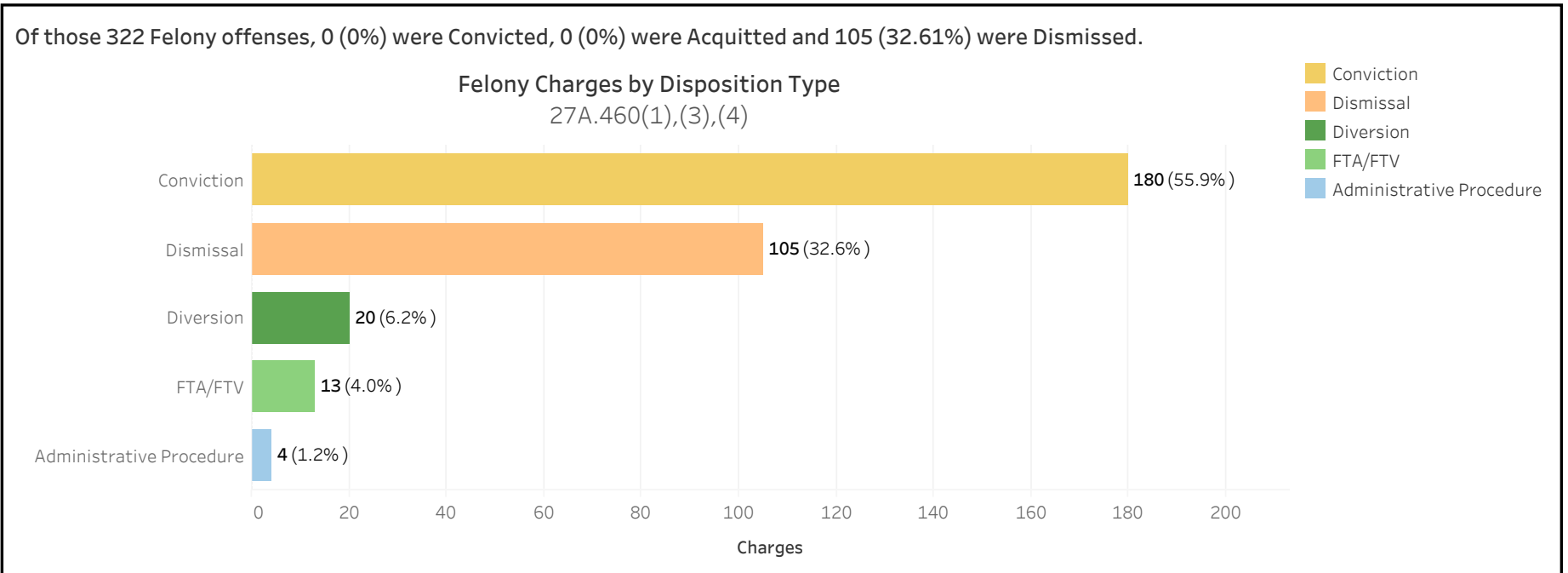


ADMINISTRATIVE OFFICE OF THE COURTS
Research and Statistics
 Annual Report FY 2022
 Circuit Court - Felony Criminal Cases

LARUE COUNTY

There were 322 Felony level offenses and 63 Non-Felony level offenses disposed within 211 Circuit Criminal cases during the Fiscal Year. Non-Felony offenses include Misdemeanor, Violation, Local Ordinance or Other level offenses within those cases.

		Charges	Cases
LARUE	Felony	322	159
	Felony amended to Non-Felony	63	



27A.460(1) Conviction Percentages
 27A.460(3) Percentage of Acquittals
 27A.460(4) Percentage of Dismissals

* A case may consist of one or multiple convicted charges, the distinct count on cases counts the case only once.
 * Other disposition types include: Denied, Extradition, Grand Jury, Granted, Merged, Mistrial, Grand Jury, Other, Remanded, and Sealed Records.



ADMINISTRATIVE OFFICE OF THE COURTS
Research and Statistics
 Annual Report FY 2022
 Circuit Court - Felony Criminal Cases

LARUE COUNTY

Felony Charges Convicted by Highest Penalty Type

Penalty Type	Felony			MISDEMEANOR			VIOLATION			Grand Total		
	Charges	% of Chgs	Cases	Charges	% of Chgs	Cases	Charges	% of Chgs	Cases	Charges	% of Chgs	Cases
Incarcerated Prison	41	22.8%	24							41	8.2%	24
Incarcerated Jail	5	2.8%	5	132	48.4%	58				137	27.6%	60
Alternative: Probation	131	72.8%	71	94	34.4%	54				225	45.3%	72
Alternative: Cond. Discharged	2	1.1%	2	44	16.1%	21				46	9.3%	23
Pay Fine				2	0.7%	2	42	95.5%	21	44	8.9%	23
Pay Court Cost	1	0.6%	1							1	0.2%	1
Other Penalty				1	0.4%	1	2	4.5%	2	3	0.6%	3
Grand Total	180	100.0%	103	273	100.0%	129	44	100.0%	23	497	100.0%	157

27A.460(2) Percentages of fines, imprisonment, or other penalty assessment

Original & Final Plea Type

		GUILTY	NOT GUILTY	UNKNOWN PLEA TYPE	Grand Total
Felony Charges	Original Plea		13 (4.0%)	309 (96.0%)	322 (100.0%)
	Final Plea	13 (4.0%)		309 (96.0%)	322 (100.0%)
Felony amended to Non-Felony	Original Plea			63 (100.0%)	63 (100.0%)
	Final Plea			63 (100.0%)	63 (100.0%)

27A.460(5) Percentage of pleas as charges

27A.460(6) Percentage of pleas to reduce charges

* A case may consist of one or multiple convicted charges, the distinct count on cases counts the case only once.

* Convicted charges, percent of charges and the distinct count of cases are sorted by the highest sentence penalty for each of the convicted charges (Guilty, Guilty - Multiple Counts, Prepayable Citation - Paid or Guilty - Sealed Sentence, Enhanced).



ADMINISTRATIVE OFFICE OF THE COURTS
Research and Statistics
 Annual Report FY 2022
 Circuit Court - Felony Criminal Cases

LARUE COUNTY

Cases can have multiple charges which are heard either by a Court Trial, Jury Trial, No Trial or by a combination of trial types. Depending upon the seriousness of the offense and the consequences of a Guilty verdict, defendants in Criminal Cases have the constitutional right to a jury of their peers. In a Jury Trial, the Judge decides questions of law and the jury decides whether the defendant is guilty or not guilty on each of the offenses charted. The cases are categorized by how all the charges within the case were disposed. If all charges were disposed by the same trial type, it is counted in the separate category, otherwise, it is counted within the "Mixed Trial" category. If a charge had no trial type entered or it had "No Trial", then it is counted in the "No Trial" category.

Cases by Trial Type
 27A.460(7), (8), (9), (10)

	Mixed Trial Types	No Trial	Grand Total
Felony Amended Down to Non-Felony		52 100.00%	52 100.00%
Felony Charges	8 5.03%	151 94.97%	159 100.00%
Felony Convictions	8 7.77%	95 92.23%	103 100.00%

- 27A.460(7) Percentage of disposition to guilty as charged by trial
- 27A.460(8) Percentage of those found guilty of lesser charge by trial
- 27A.460(9) Percentage of cases where jury trial taken
- 27A.460(10) Percentage of trials which are bench (court) trials

Shock Probation by Disposition Type
 27A.440(3)(b)

	Denied	Grand Total
0026090 SHOCK PROBATION IN FELONY CONVICTIONS	15 100.00%	15 100.00%

27A.440(3)(b) Extracted data on shock probation shall be placed in the annual report of the Administrative Office of the Courts

* A case may consist of one or multiple convicted charges, the distinct count on cases counts the case only once.
 * Other disposition types include: Denied, Extradition, Grand Jury, Granted, Merged, Mistrial, Grand Jury, Other, Remanded, and Sealed Records.



ADMINISTRATIVE OFFICE OF THE COURTS
Research and Statistics
 Annual Report FY 2022
 Circuit Court - Felony Criminal Cases

LARUE COUNTY

Youthful Offenders

There were 0 Felony level offenses and 0 Non-Felony level offenses disposed within 0 Circuit Criminal cases during the fiscal year. Non-Felony offenses include Misdemeanor, Violation, Local Ordinance, or Other level offenses within those cases.

27A.460(11)

Charges	Cases
0	0

27A.460(11) The number of juvenile offenders tried as an adult

Of the 0 Felony level offenses disposed within the Youthful Offender cases, 0 (None%) Charges were convicted

Youthful Offender

Felony Charges by Disposition Type	0	Grand Total
	0	0

Note: A youth charged prior to their 18th birthday, proceeded against as a youthful offender under KRS 635.020(7) may not be included in the above.

KRS 635.020(7) If a person who is eighteen (18) or older and before the court is charged with a felony that occurred prior to his eighteenth birthday, the court shall, upon motion of the county attorney made prior to adjudication, and after the county attorney has consulted with the Commonwealth's Attorney, that the child be proceeded against as a youthful offender, proceed in accordance with the provisions of KRS 640.010.

* A case may consist of one or multiple convicted charges, the distinct count on cases counts the case only once.

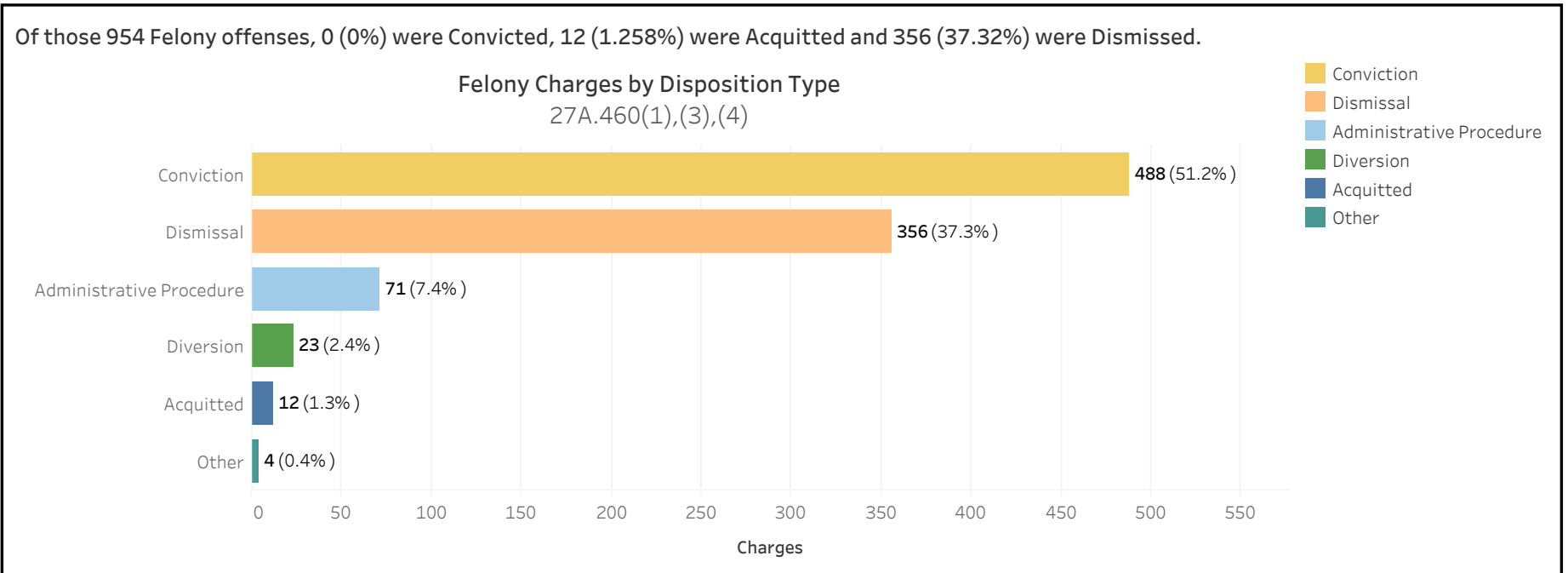


ADMINISTRATIVE OFFICE OF THE COURTS
Research and Statistics
 Annual Report FY 2022
 Circuit Court - Felony Criminal Cases

LAUREL COUNTY

There were 954 Felony level offenses and 13 Non-Felony level offenses disposed within 586 Circuit Criminal cases during the Fiscal Year. Non-Felony offenses include Misdemeanor, Violation, Local Ordinance or Other level offenses within those cases.

		Charges	Cases
LAUREL	Felony	954	573
	Felony amended to Non-Felony	13	



27A.460(1) Conviction Percentages
 27A.460(3) Percentage of Acquittals
 27A.460(4) Percentage of Dismissals

* A case may consist of one or multiple convicted charges, the distinct count on cases counts the case only once.
 * Other disposition types include: Denied, Extradition, Grand Jury, Granted, Merged, Mistrial, Grand Jury, Other, Remanded, and Sealed Records.



ADMINISTRATIVE OFFICE OF THE COURTS
Research and Statistics
 Annual Report FY 2022
 Circuit Court - Felony Criminal Cases

LAUREL COUNTY

Felony Charges Convicted by Highest Penalty Type

Penalty Type	Felony			MISDEMEANOR			Grand Total		
	Charges	% of Chgs	Cases	Charges	% of Chgs	Cases	Charges	% of Chgs	Cases
Incarcerated Prison	216	46.7%	183				216	41.0%	183
Incarcerated Jail	61	13.2%	61	37	57.8%	33	98	18.6%	89
Alternative: Probation	182	39.3%	171	26	40.6%	20	208	39.5%	187
Alternative Sentence	1	0.2%	1				1	0.2%	1
Pay Fine	1	0.2%	1				1	0.2%	1
Other Penalty	1	0.2%	1	1	1.6%	1	2	0.4%	2
No Sentence	1	0.2%	1				1	0.2%	1
Grand Total	463	100.0%	418	64	100.0%	53	527	100.0%	441

27A.460(2) Percentages of fines, imprisonment, or other penalty assessment

Original & Final Plea Type

		NOT GUILTY	UNKNOWN PLEA TYPE	Grand Total
Felony Charges	Original Plea	14 (1.5%)	940 (98.5%)	954 (100.0%)
	Final Plea	14 (1.5%)	940 (98.5%)	954 (100.0%)
Felony amended to Non-Felony	Original Plea		13 (100.0%)	13 (100.0%)
	Final Plea		13 (100.0%)	13 (100.0%)

27A.460(5) Percentage of pleas as charges

27A.460(6) Percentage of pleas to reduce charges

* A case may consist of one or multiple convicted charges, the distinct count on cases counts the case only once.

* Convicted charges, percent of charges and the distinct count of cases are sorted by the highest sentence penalty for each of the convicted charges (Guilty, Guilty - Multiple Counts, Prepayable Citation - Paid or Guilty - Sealed Sentence, Enhanced).



ADMINISTRATIVE OFFICE OF THE COURTS
Research and Statistics
 Annual Report FY 2022
 Circuit Court - Felony Criminal Cases

LAUREL COUNTY

Cases can have multiple charges which are heard either by a Court Trial, Jury Trial, No Trial or by a combination of trial types. Depending upon the seriousness of the offense and the consequences of a Guilty verdict, defendants in Criminal Cases have the constitutional right to a jury of their peers. In a Jury Trial, the Judge decides questions of law and the jury decides whether the defendant is guilty or not guilty on each of the offenses charted. The cases are categorized by how all the charges within the case were disposed. If all charges were disposed by the same trial type, it is counted in the separate category, otherwise, it is counted within the "Mixed Trial" category. If a charge had no trial type entered or it had "No Trial", then it is counted in the "No Trial" category.

Cases by Trial Type
 27A.460(7), (8), (9), (10)

	Jury Trial	Mixed Trial Types	No Trial	Grand Total
Felony Amended Down to Non-Felony		2 15.38%	11 84.62%	13 100.00%
Felony Charges	7 1.22%	37 6.46%	529 92.32%	573 100.00%
Felony Convictions	1 0.24%	24 5.74%	393 94.02%	418 100.00%

- 27A.460(7) Percentage of disposition to guilty as charged by trial
- 27A.460(8) Percentage of those found guilty of lesser charge by trial
- 27A.460(9) Percentage of cases where jury trial taken
- 27A.460(10) Percentage of trials which are bench (court) trials

Shock Probation by Disposition Type
 27A.440(3)(b)

	Denied	Granted	Grand Total
0026090 SHOCK PROBATION IN FELONY CONVICTIONS	11 73.33%	4 26.67%	15 100.00%

27A.440(3)(b) Extracted data on shock probation shall be placed in the annual report of the Administrative Office of the Courts

* A case may consist of one or multiple convicted charges, the distinct count on cases counts the case only once.
 * Other disposition types include: Denied, Extradition, Grand Jury, Granted, Merged, Mistrial, Grand Jury, Other, Remanded, and Sealed Records.



ADMINISTRATIVE OFFICE OF THE COURTS
Research and Statistics
 Annual Report FY 2022
 Circuit Court - Felony Criminal Cases

LAUREL COUNTY

Youthful Offenders

There were 0 Felony level offenses and 0 Non-Felony level offenses disposed within 0 Circuit Criminal cases during the fiscal year. Non-Felony offenses include Misdemeanor, Violation, Local Ordinance, or Other level offenses within those cases.

27A.460(11)

Charges	Cases
0	0

27A.460(11) The number of juvenile offenders tried as an adult

Of the 0 Felony level offenses disposed within the Youthful Offender cases, 0 (None%) Charges were convicted

Youthful Offender

Felony Charges by Disposition Type	0	Grand Total
	0	0

Note: A youth charged prior to their 18th birthday, proceeded against as a youthful offender under KRS 635.020(7) may not be included in the above.

KRS 635.020(7) If a person who is eighteen (18) or older and before the court is charged with a felony that occurred prior to his eighteenth birthday, the court shall, upon motion of the county attorney made prior to adjudication, and after the county attorney has consulted with the Commonwealth's Attorney, that the child be proceeded against as a youthful offender, proceed in accordance with the provisions of KRS 640.010.

* A case may consist of one or multiple convicted charges, the distinct count on cases counts the case only once.

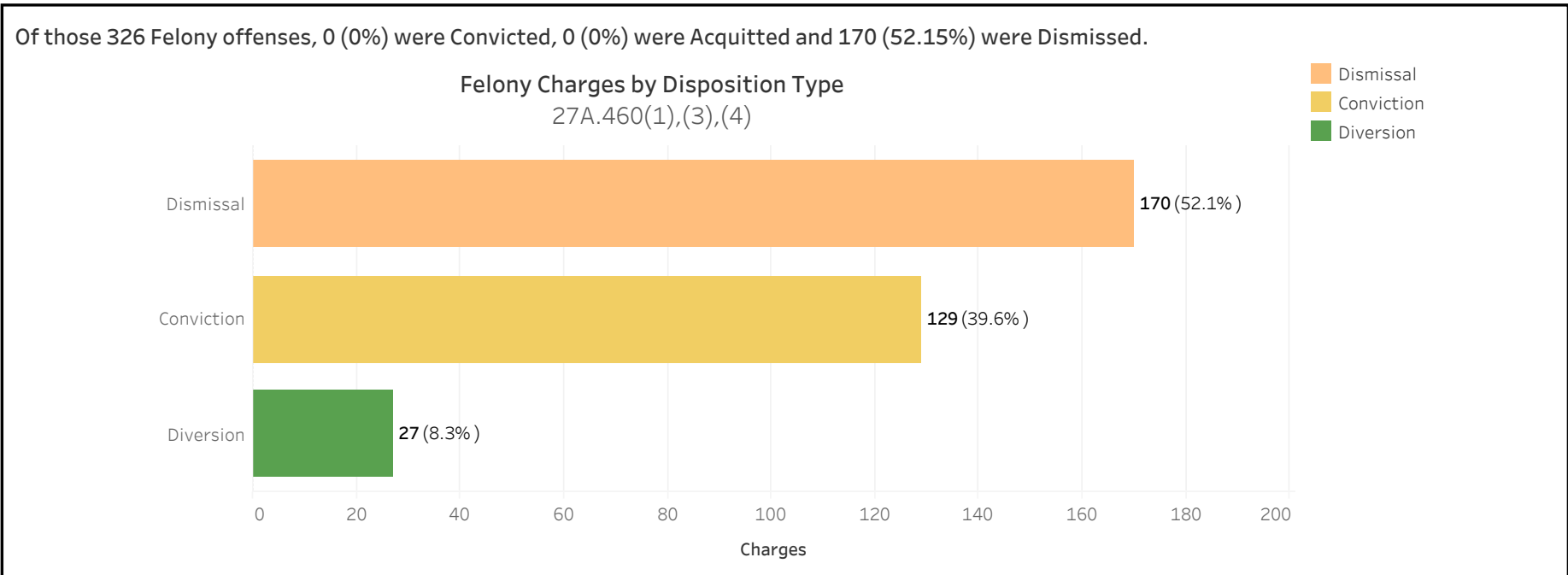


ADMINISTRATIVE OFFICE OF THE COURTS
Research and Statistics
 Annual Report FY 2022
 Circuit Court - Felony Criminal Cases

LAWRENCE COUNTY

There were 326 Felony level offenses and 47 Non-Felony level offenses disposed within 239 Circuit Criminal cases during the Fiscal Year. Non-Felony offenses include Misdemeanor, Violation, Local Ordinance or Other level offenses within those cases.

		Charges	Cases
LAWRENCE	Felony	326	196
	Felony amended to Non-Felony	47	



27A.460(1) Conviction Percentages
 27A.460(3) Percentage of Acquittals
 27A.460(4) Percentage of Dismissals

* A case may consist of one or multiple convicted charges, the distinct count on cases counts the case only once.
 * Other disposition types include: Denied, Extradition, Grand Jury, Granted, Merged, Mistrial, Grand Jury, Other, Remanded, and Sealed Records.



ADMINISTRATIVE OFFICE OF THE COURTS
Research and Statistics
 Annual Report FY 2022
 Circuit Court - Felony Criminal Cases

LAWRENCE COUNTY

Felony Charges Convicted by Highest Penalty Type

Penalty Type	Felony			MISDEMEANOR			VIOLATION			Grand Total		
	Charges	% of Chgs	Cases	Charges	% of Chgs	Cases	Charges	% of Chgs	Cases	Charges	% of Chgs	Cases
Incarcerated Prison	60	47.2%	42							60	28.3%	42
Incarcerated Jail	22	17.3%	13	40	47.6%	34				62	29.2%	44
Alternative: Home Incarcerati..	1	0.8%	1							1	0.5%	1
Alternative: Probation	44	34.6%	39	35	41.7%	27				79	37.3%	51
Alternative Sentence				3	3.6%	1				3	1.4%	1
Other Penalty				6	7.1%	3	1	100.0%	1	7	3.3%	4
Grand Total	127	100.0%	95	84	100.0%	65	1	100.0%	1	212	100.0%	134

27A.460(2) Percentages of fines, imprisonment, or other penalty assessment

Original & Final Plea Type

		GUILTY	NOT GUILTY	UNKNOWN PLEA TYPE	Grand Total
Felony Charges	Original Plea	6 (1.8%)	114 (35.0%)	206 (63.2%)	326 (100.0%)
	Final Plea	87 (26.7%)	33 (10.1%)	206 (63.2%)	326 (100.0%)
Felony amended to Non-Felony	Original Plea		11 (23.4%)	36 (76.6%)	47 (100.0%)
	Final Plea	1 (2.1%)	10 (21.3%)	36 (76.6%)	47 (100.0%)

27A.460(5) Percentage of pleas as charges

27A.460(6) Percentage of pleas to reduce charges

* A case may consist of one or multiple convicted charges, the distinct count on cases counts the case only once.

* Convicted charges, percent of charges and the distinct count of cases are sorted by the highest sentence penalty for each of the convicted charges (Guilty, Guilty - Multiple Counts, Prepayable Citation - Paid or Guilty - Sealed Sentence, Enhanced).



ADMINISTRATIVE OFFICE OF THE COURTS
Research and Statistics
 Annual Report FY 2022
 Circuit Court - Felony Criminal Cases

LAWRENCE COUNTY

Cases can have multiple charges which are heard either by a Court Trial, Jury Trial, No Trial or by a combination of trial types. Depending upon the seriousness of the offense and the consequences of a Guilty verdict, defendants in Criminal Cases have the constitutional right to a jury of their peers. In a Jury Trial, the Judge decides questions of law and the jury decides whether the defendant is guilty or not guilty on each of the offenses charted. The cases are categorized by how all the charges within the case were disposed. If all charges were disposed by the same trial type, it is counted in the separate category, otherwise, it is counted within the "Mixed Trial" category. If a charge had no trial type entered or it had "No Trial", then it is counted in the "No Trial" category.

Cases by Trial Type
 27A.460(7), (8), (9), (10)

	Mixed Trial Types	No Trial	Grand Total
Felony Amended Down to Non-Felony	1 2.33%	42 97.67%	43 100.00%
Felony Charges	2 1.02%	194 98.98%	196 100.00%
Felony Convictions	2 2.11%	93 97.89%	95 100.00%

- 27A.460(7) Percentage of disposition to guilty as charged by trial
- 27A.460(8) Percentage of those found guilty of lesser charge by trial
- 27A.460(9) Percentage of cases where jury trial taken
- 27A.460(10) Percentage of trials which are bench (court) trials

Shock Probation by Disposition Type
 27A.440(3)(b)

	Grand Total
0	0

27A.440(3)(b) Extracted data on shock probation shall be placed in the annual report of the Administrative Office of the Courts

* A case may consist of one or multiple convicted charges, the distinct count on cases counts the case only once.
 * Other disposition types include: Denied, Extradition, Grand Jury, Granted, Merged, Mistrial, Grand Jury, Other, Remanded, and Sealed Records.



ADMINISTRATIVE OFFICE OF THE COURTS
Research and Statistics
 Annual Report FY 2022
 Circuit Court - Felony Criminal Cases

LAWRENCE COUNTY

Youthful Offenders

There were 0 Felony level offenses and 0 Non-Felony level offenses disposed within 0 Circuit Criminal cases during the fiscal year. Non-Felony offenses include Misdemeanor, Violation, Local Ordinance, or Other level offenses within those cases.

27A.460(11)

Charges	Cases
0	0

27A.460(11) The number of juvenile offenders tried as an adult

Of the 0 Felony level offenses disposed within the Youthful Offender cases, 0 (None%) Charges were convicted

Youthful Offender

Felony Charges by Disposition Type	0	Grand Total	0

Note: A youth charged prior to their 18th birthday, proceeded against as a youthful offender under KRS 635.020(7) may not be included in the above.

KRS 635.020(7) If a person who is eighteen (18) or older and before the court is charged with a felony that occurred prior to his eighteenth birthday, the court shall, upon motion of the county attorney made prior to adjudication, and after the county attorney has consulted with the Commonwealth's Attorney, that the child be proceeded against as a youthful offender, proceed in accordance with the provisions of KRS 640.010.

* A case may consist of one or multiple convicted charges, the distinct count on cases counts the case only once.

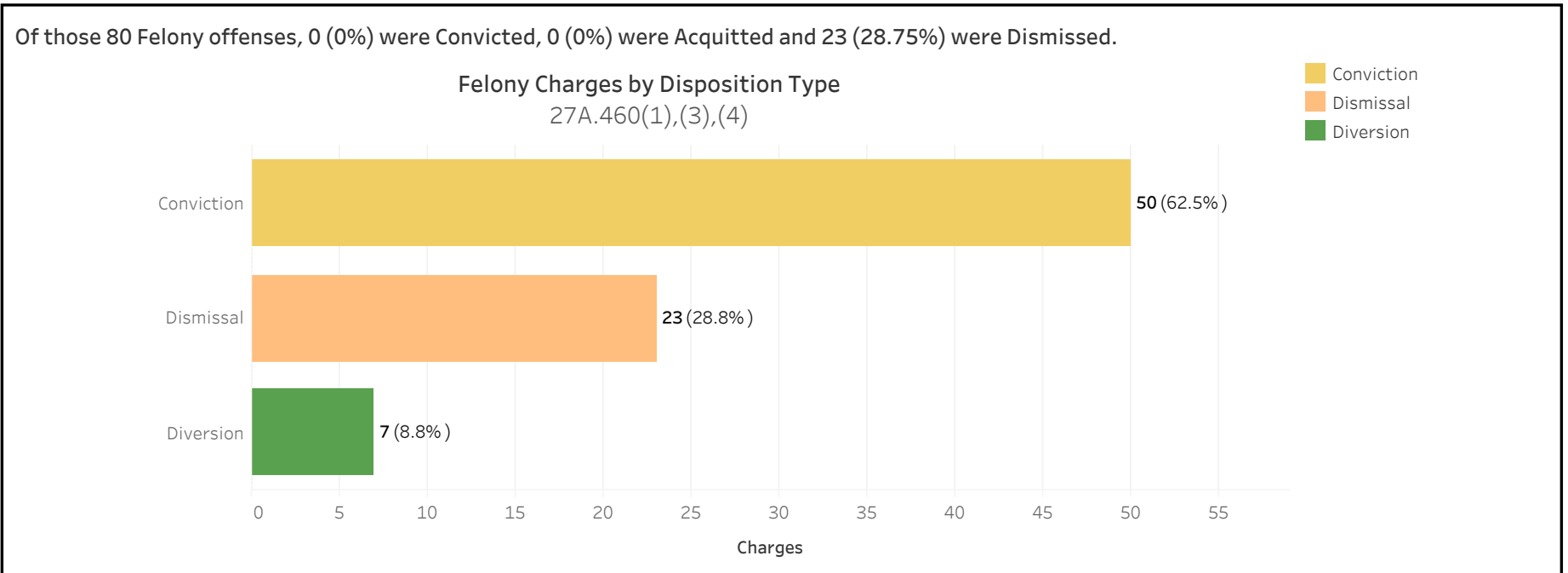


ADMINISTRATIVE OFFICE OF THE COURTS
Research and Statistics
 Annual Report FY 2022
 Circuit Court - Felony Criminal Cases

LEE COUNTY

There were 80 Felony level offenses and 3 Non-Felony level offenses disposed within 45 Circuit Criminal cases during the Fiscal Year. Non-Felony offenses include Misdemeanor, Violation, Local Ordinance or Other level offenses within those cases.

		Charges	Cases
LEE	Felony	80	42
	Felony amended to Non-Felony	3	



27A.460(1) Conviction Percentages
 27A.460(3) Percentage of Acquittals
 27A.460(4) Percentage of Dismissals

* A case may consist of one or multiple convicted charges, the distinct count on cases counts the case only once.
 * Other disposition types include: Denied, Extradition, Grand Jury, Granted, Merged, Mistrial, Grand Jury, Other, Remanded, and Sealed Records.



ADMINISTRATIVE OFFICE OF THE COURTS
Research and Statistics
 Annual Report FY 2022
 Circuit Court - Felony Criminal Cases

LEE COUNTY

Felony Charges Convicted by Highest Penalty Type

Penalty Type	Felony			MISDEMEANOR			Grand Total		
	Charges	% of Chgs	Cases	Charges	% of Chgs	Cases	Charges	% of Chgs	Cases
Incarcerated Prison	34	70.8%	23				34	54.0%	23
Incarcerated Jail	10	20.8%	8	10	66.7%	6	20	31.7%	14
Alternative: Probation	2	4.2%	2				2	3.2%	2
Alternative: Cond. Discharged				1	6.7%	1	1	1.6%	1
Other Penalty	1	2.1%	1	1	6.7%	1	2	3.2%	2
No Sentence	1	2.1%	1	3	20.0%	1	4	6.3%	1
Grand Total	48	100.0%	31	15	100.0%	9	63	100.0%	34

27A.460(2) Percentages of fines, imprisonment, or other penalty assessment

Original & Final Plea Type

		GUILTY	NOT GUILTY	UNKNOWN PLEA TYPE	Grand Total
Felony Charges	Original Plea	3 (3.8%)	44 (55.0%)	33 (41.3%)	80 (100.0%)
	Final Plea	51 (63.8%)		29 (36.3%)	80 (100.0%)
Felony amended to Non-Felony	Original Plea		3 (100.0%)		3 (100.0%)
	Final Plea	2 (66.7%)	1 (33.3%)		3 (100.0%)

27A.460(5) Percentage of pleas as charges

27A.460(6) Percentage of pleas to reduce charges

* A case may consist of one or multiple convicted charges, the distinct count on cases counts the case only once.

* Convicted charges, percent of charges and the distinct count of cases are sorted by the highest sentence penalty for each of the convicted charges (Guilty, Guilty - Multiple Counts, Prepayable Citation - Paid or Guilty - Sealed Sentence, Enhanced).



ADMINISTRATIVE OFFICE OF THE COURTS
Research and Statistics
 Annual Report FY 2022
 Circuit Court - Felony Criminal Cases

LEE COUNTY

Cases can have multiple charges which are heard either by a Court Trial, Jury Trial, No Trial or by a combination of trial types. Depending upon the seriousness of the offense and the consequences of a Guilty verdict, defendants in Criminal Cases have the constitutional right to a jury of their peers. In a Jury Trial, the Judge decides questions of law and the jury decides whether the defendant is guilty or not guilty on each of the offenses charted. The cases are categorized by how all the charges within the case were disposed. If all charges were disposed by the same trial type, it is counted in the separate category, otherwise, it is counted within the "Mixed Trial" category. If a charge had no trial type entered or it had "No Trial", then it is counted in the "No Trial" category.

Cases by Trial Type
 27A.460(7), (8), (9), (10)

	Mixed Trial Types	No Trial	Grand Total
Felony Amended Down to Non-Felony		3 100.00%	3 100.00%
Felony Charges	2 4.76%	40 95.24%	42 100.00%
Felony Convictions	1 3.23%	30 96.77%	31 100.00%

- 27A.460(7) Percentage of disposition to guilty as charged by trial
- 27A.460(8) Percentage of those found guilty of lesser charge by trial
- 27A.460(9) Percentage of cases where jury trial taken
- 27A.460(10) Percentage of trials which are bench (court) trials

Shock Probation by Disposition Type
 27A.440(3)(b)

	Grand Total
0	0

27A.440(3)(b) Extracted data on shock probation shall be placed in the annual report of the Administrative Office of the Courts

* A case may consist of one or multiple convicted charges, the distinct count on cases counts the case only once.
 * Other disposition types include: Denied, Extradition, Grand Jury, Granted, Merged, Mistrial, Grand Jury, Other, Remanded, and Sealed Records.



ADMINISTRATIVE OFFICE OF THE COURTS
Research and Statistics
Annual Report FY 2022
Circuit Court - Felony Criminal Cases

LEE COUNTY

Youthful Offenders

There were 2 Felony level offenses and 0 Non-Felony level offenses disposed within 1 Circuit Criminal cases during the fiscal year. Non-Felony offenses include Misdemeanor, Violation, Local Ordinance, or Other level offenses within those cases.

27A.460(11)

	Charges	Cases
Felony	2	1
Felony amended to Non-Felony	0	0

27A.460(11) The number of juvenile offenders tried as an adult

Of the 2 Felony level offenses disposed within the Youthful Offender cases, 2 (100.0%) Charges were convicted

Youthful Offender

	Convictions	Grand Total
Felony Charges by Disposition Type	2	2

Note: A youth charged prior to their 18th birthday, proceeded against as a youthful offender under KRS 635.020(7) may not be included in the above.

KRS 635.020(7) If a person who is eighteen (18) or older and before the court is charged with a felony that occurred prior to his eighteenth birthday, the court shall, upon motion of the county attorney made prior to adjudication, and after the county attorney has consulted with the Commonwealth's Attorney, that the child be proceeded against as a youthful offender, proceed in accordance with the provisions of KRS 640.010.

* A case may consist of one or multiple convicted charges, the distinct count on cases counts the case only once.

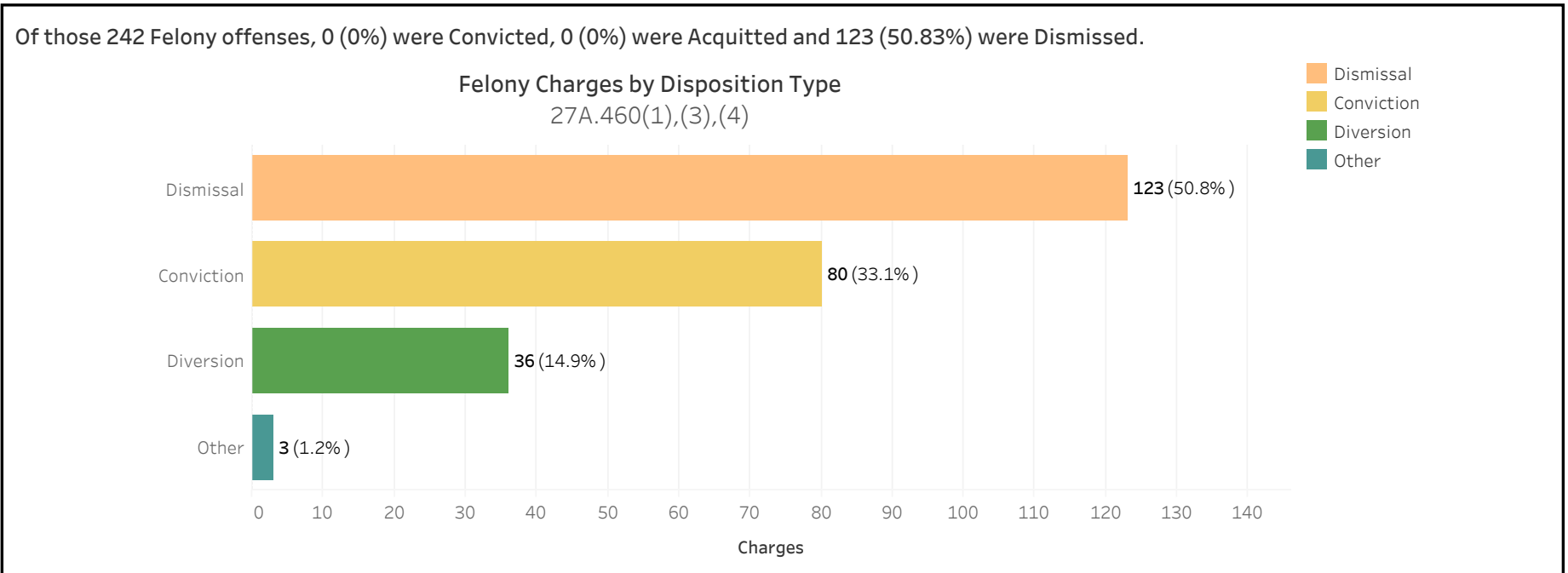


ADMINISTRATIVE OFFICE OF THE COURTS
Research and Statistics
 Annual Report FY 2022
 Circuit Court - Felony Criminal Cases

LESLIE COUNTY

There were 242 Felony level offenses and 10 Non-Felony level offenses disposed within 144 Circuit Criminal cases during the Fiscal Year. Non-Felony offenses include Misdemeanor, Violation, Local Ordinance or Other level offenses within those cases.

		Charges	Cases
LESLIE	Felony	242	134
	Felony amended to Non-Felony	10	



27A.460(1) Conviction Percentages
 27A.460(3) Percentage of Acquittals
 27A.460(4) Percentage of Dismissals

* A case may consist of one or multiple convicted charges, the distinct count on cases counts the case only once.
 * Other disposition types include: Denied, Extradition, Grand Jury, Granted, Merged, Mistrial, Grand Jury, Other, Remanded, and Sealed Records.



ADMINISTRATIVE OFFICE OF THE COURTS
Research and Statistics
 Annual Report FY 2022
 Circuit Court - Felony Criminal Cases

LESLIE COUNTY

Felony Charges Convicted by Highest Penalty Type

Penalty Type	Felony			MISDEMEANOR			VIOLATION			Grand Total		
	Charges	% of Chgs	Cases	Charges	% of Chgs	Cases	Charges	% of Chgs	Cases	Charges	% of Chgs	Cases
Incarcerated Prison	34	42.5%	23							34	30.4%	23
Incarcerated Jail	8	10.0%	8	18	58.1%	13				26	23.2%	20
Alternative: Probation	34	42.5%	32	6	19.4%	3				40	35.7%	32
Alternative: Cond. Discharged				1	3.2%	1				1	0.9%	1
Pay Fine				3	9.7%	3	1	100.0%	1	4	3.6%	3
Pay Court Cost				1	3.2%	1				1	0.9%	1
Other Penalty	1	1.3%	1	2	6.5%	2				3	2.7%	3
No Sentence	3	3.8%	3							3	2.7%	3
Grand Total	80	100.0%	63	31	100.0%	23	1	100.0%	1	112	100.0%	72

27A.460(2) Percentages of fines, imprisonment, or other penalty assessment

Original & Final Plea Type

		GUILTY	UNKNOWN PLEA TYPE	Grand Total
Felony Charges	Original Plea	1 (0.4%)	241 (99.6%)	242 (100.0%)
	Final Plea	1 (0.4%)	241 (99.6%)	242 (100.0%)
Felony amended to Non-Felony	Original Plea		10 (100.0%)	10 (100.0%)
	Final Plea		10 (100.0%)	10 (100.0%)

27A.460(5) Percentage of pleas as charges

27A.460(6) Percentage of pleas to reduce charges

* A case may consist of one or multiple convicted charges, the distinct count on cases counts the case only once.

* Convicted charges, percent of charges and the distinct count of cases are sorted by the highest sentence penalty for each of the convicted charges (Guilty, Guilty - Multiple Counts, Prepayable Citation - Paid or Guilty - Sealed Sentence, Enhanced).



ADMINISTRATIVE OFFICE OF THE COURTS
Research and Statistics
 Annual Report FY 2022
 Circuit Court - Felony Criminal Cases

LESLIE COUNTY

Cases can have multiple charges which are heard either by a Court Trial, Jury Trial, No Trial or by a combination of trial types. Depending upon the seriousness of the offense and the consequences of a Guilty verdict, defendants in Criminal Cases have the constitutional right to a jury of their peers. In a Jury Trial, the Judge decides questions of law and the jury decides whether the defendant is guilty or not guilty on each of the offenses charted. The cases are categorized by how all the charges within the case were disposed. If all charges were disposed by the same trial type, it is counted in the separate category, otherwise, it is counted within the "Mixed Trial" category. If a charge had no trial type entered or it had "No Trial", then it is counted in the "No Trial" category.

Cases by Trial Type
 27A.460(7), (8), (9), (10)

	Mixed Trial Types	No Trial	Grand Total
Felony Amended Down to Non-Felony		10 100.00%	10 100.00%
Felony Charges	5 3.73%	129 96.27%	134 100.00%
Felony Convictions	1 1.59%	62 98.41%	63 100.00%

- 27A.460(7) Percentage of disposition to guilty as charged by trial
- 27A.460(8) Percentage of those found guilty of lesser charge by trial
- 27A.460(9) Percentage of cases where jury trial taken
- 27A.460(10) Percentage of trials which are bench (court) trials

Shock Probation by Disposition Type
 27A.440(3)(b)

	Grand Total
	0

27A.440(3)(b) Extracted data on shock probation shall be placed in the annual report of the Administrative Office of the Courts

* A case may consist of one or multiple convicted charges, the distinct count on cases counts the case only once.
 * Other disposition types include: Denied, Extradition, Grand Jury, Granted, Merged, Mistrial, Grand Jury, Other, Remanded, and Sealed Records.



ADMINISTRATIVE OFFICE OF THE COURTS
Research and Statistics
 Annual Report FY 2022
 Circuit Court - Felony Criminal Cases

LESLIE COUNTY

Youthful Offenders

There were 0 Felony level offenses and 0 Non-Felony level offenses disposed within 0 Circuit Criminal cases during the fiscal year. Non-Felony offenses include Misdemeanor, Violation, Local Ordinance, or Other level offenses within those cases.

27A.460(11)

Charges	Cases
0	0

27A.460(11) The number of juvenile offenders tried as an adult

Of the 0 Felony level offenses disposed within the Youthful Offender cases, 0 (None%) Charges were convicted

Youthful Offender

Felony Charges by Disposition Type	0	Grand Total
	0	0

Note: A youth charged prior to their 18th birthday, proceeded against as a youthful offender under KRS 635.020(7) may not be included in the above.

KRS 635.020(7) If a person who is eighteen (18) or older and before the court is charged with a felony that occurred prior to his eighteenth birthday, the court shall, upon motion of the county attorney made prior to adjudication, and after the county attorney has consulted with the Commonwealth's Attorney, that the child be proceeded against as a youthful offender, proceed in accordance with the provisions of KRS 640.010.

* A case may consist of one or multiple convicted charges, the distinct count on cases counts the case only once.

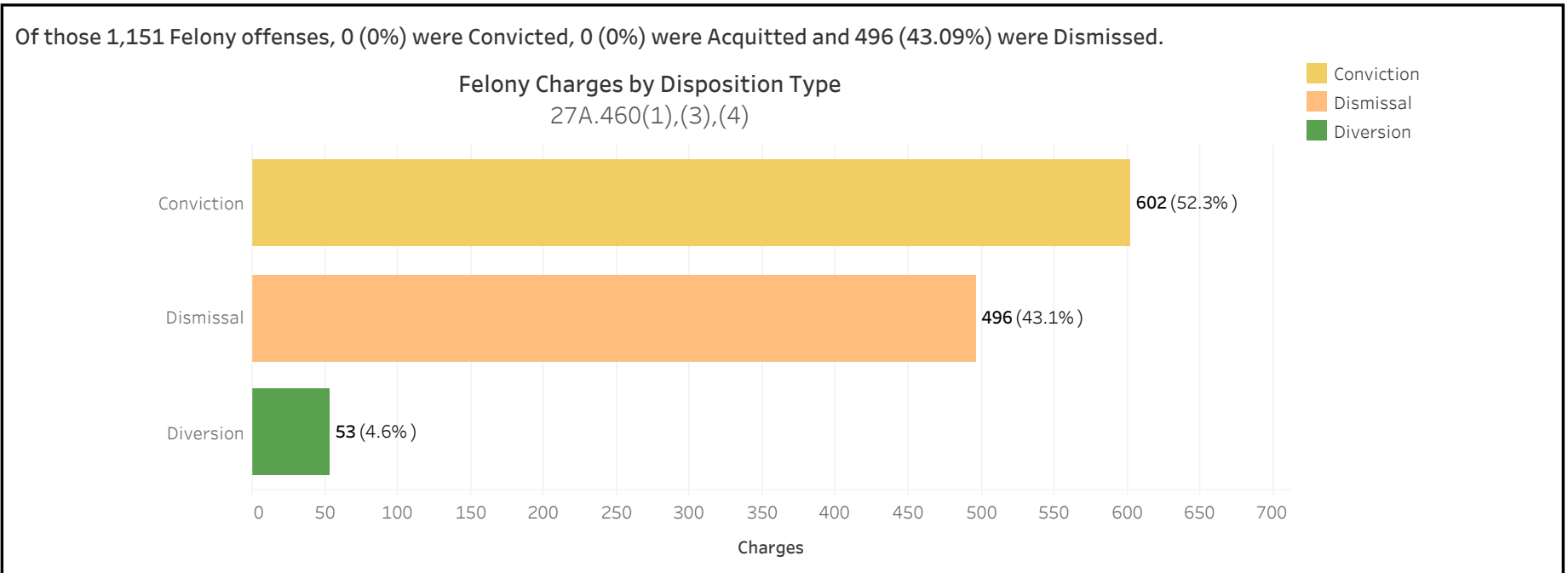


ADMINISTRATIVE OFFICE OF THE COURTS
Research and Statistics
 Annual Report FY 2022
 Circuit Court - Felony Criminal Cases

LETCHER COUNTY

There were 1,151 Felony level offenses and 49 Non-Felony level offenses disposed within 462 Circuit Criminal cases during the Fiscal Year. Non-Felony offenses include Misdemeanor, Violation, Local Ordinance or Other level offenses within those cases.

		Charges	Cases
LETCHER	Felony	1,151	429
	Felony amended to Non-Felony	49	



27A.460(1) Conviction Percentages
 27A.460(3) Percentage of Acquittals
 27A.460(4) Percentage of Dismissals

* A case may consist of one or multiple convicted charges, the distinct count on cases counts the case only once.
 * Other disposition types include: Denied, Extradition, Grand Jury, Granted, Merged, Mistrial, Grand Jury, Other, Remanded, and Sealed Records.



ADMINISTRATIVE OFFICE OF THE COURTS
Research and Statistics
 Annual Report FY 2022
 Circuit Court - Felony Criminal Cases

LETCHER COUNTY

Felony Charges Convicted by Highest Penalty Type

Penalty Type	Felony			MISDEMEANOR			VIOLATION			Grand Total		
	Charges	% of Chgs	Cases	Charges	% of Chgs	Cases	Charges	% of Chgs	Cases	Charges	% of Chgs	Cases
Incarcerated Prison	415	69.1%	119	2	0.6%	2				417	45.0%	119
Incarcerated Jail	75	12.5%	64	166	51.2%	88				241	26.0%	121
Alternative: Probation	110	18.3%	78	154	47.5%	68				264	28.5%	98
Pay Court Cost							1	100.0%	1	1	0.1%	1
Other Penalty	1	0.2%	1	2	0.6%	2				3	0.3%	3
Grand Total	601	100.0%	256	324	100.0%	156	1	100.0%	1	926	100.0%	288

27A.460(2) Percentages of fines, imprisonment, or other penalty assessment

Original & Final Plea Type

		GUILTY	NOT GUILTY	UNKNOWN PLEA TYPE	Grand Total
Felony Charges	Original Plea		591 (51.3%)	560 (48.7%)	1,151 (100.0%)
	Final Plea	589 (51.2%)	2 (0.2%)	560 (48.7%)	1,151 (100.0%)
Felony amended to Non-Felony	Original Plea			49 (100.0%)	49 (100.0%)
	Final Plea			49 (100.0%)	49 (100.0%)

27A.460(5) Percentage of pleas as charges

27A.460(6) Percentage of pleas to reduce charges

* A case may consist of one or multiple convicted charges, the distinct count on cases counts the case only once.

* Convicted charges, percent of charges and the distinct count of cases are sorted by the highest sentence penalty for each of the convicted charges (Guilty, Guilty - Multiple Counts, Prepayable Citation - Paid or Guilty - Sealed Sentence, Enhanced).



ADMINISTRATIVE OFFICE OF THE COURTS
Research and Statistics
 Annual Report FY 2022
 Circuit Court - Felony Criminal Cases

LETCHER COUNTY

Cases can have multiple charges which are heard either by a Court Trial, Jury Trial, No Trial or by a combination of trial types. Depending upon the seriousness of the offense and the consequences of a Guilty verdict, defendants in Criminal Cases have the constitutional right to a jury of their peers. In a Jury Trial, the Judge decides questions of law and the jury decides whether the defendant is guilty or not guilty on each of the offenses charted. The cases are categorized by how all the charges within the case were disposed. If all charges were disposed by the same trial type, it is counted in the separate category, otherwise, it is counted within the "Mixed Trial" category. If a charge had no trial type entered or it had "No Trial", then it is counted in the "No Trial" category.

Cases by Trial Type
 27A.460(7), (8), (9), (10)

	Jury Trial	Mixed Trial Types	No Trial	Grand Total
Felony Amended Down to Non-Felony			33 100.00%	33 100.00%
Felony Charges	1 0.23%	2 0.47%	426 99.30%	429 100.00%
Felony Convictions	1 0.39%	1 0.39%	254 99.22%	256 100.00%

- 27A.460(7) Percentage of disposition to guilty as charged by trial
- 27A.460(8) Percentage of those found guilty of lesser charge by trial
- 27A.460(9) Percentage of cases where jury trial taken
- 27A.460(10) Percentage of trials which are bench (court) trials

Shock Probation by Disposition Type
 27A.440(3)(b)

	Granted	Grand Total
0026090 SHOCK PROBATION IN FELONY CONVICTIONS	7 100.00%	7 100.00%

27A.440(3)(b) Extracted data on shock probation shall be placed in the annual report of the Administrative Office of the Courts

* A case may consist of one or multiple convicted charges, the distinct count on cases counts the case only once.
 * Other disposition types include: Denied, Extradition, Grand Jury, Granted, Merged, Mistrial, Grand Jury, Other, Remanded, and Sealed Records.



ADMINISTRATIVE OFFICE OF THE COURTS
Research and Statistics
 Annual Report FY 2022
 Circuit Court - Felony Criminal Cases

LETCHER COUNTY

Youthful Offenders

There were 0 Felony level offenses and 0 Non-Felony level offenses disposed within 0 Circuit Criminal cases during the fiscal year. Non-Felony offenses include Misdemeanor, Violation, Local Ordinance, or Other level offenses within those cases.

27A.460(11)

Charges	Cases
0	0

27A.460(11) The number of juvenile offenders tried as an adult

Of the 0 Felony level offenses disposed within the Youthful Offender cases, 0 (None%) Charges were convicted

Youthful Offender

Felony Charges by Disposition Type	0	Grand Total	0

Note: A youth charged prior to their 18th birthday, proceeded against as a youthful offender under KRS 635.020(7) may not be included in the above.

KRS 635.020(7) If a person who is eighteen (18) or older and before the court is charged with a felony that occurred prior to his eighteenth birthday, the court shall, upon motion of the county attorney made prior to adjudication, and after the county attorney has consulted with the Commonwealth's Attorney, that the child be proceeded against as a youthful offender, proceed in accordance with the provisions of KRS 640.010.

* A case may consist of one or multiple convicted charges, the distinct count on cases counts the case only once.

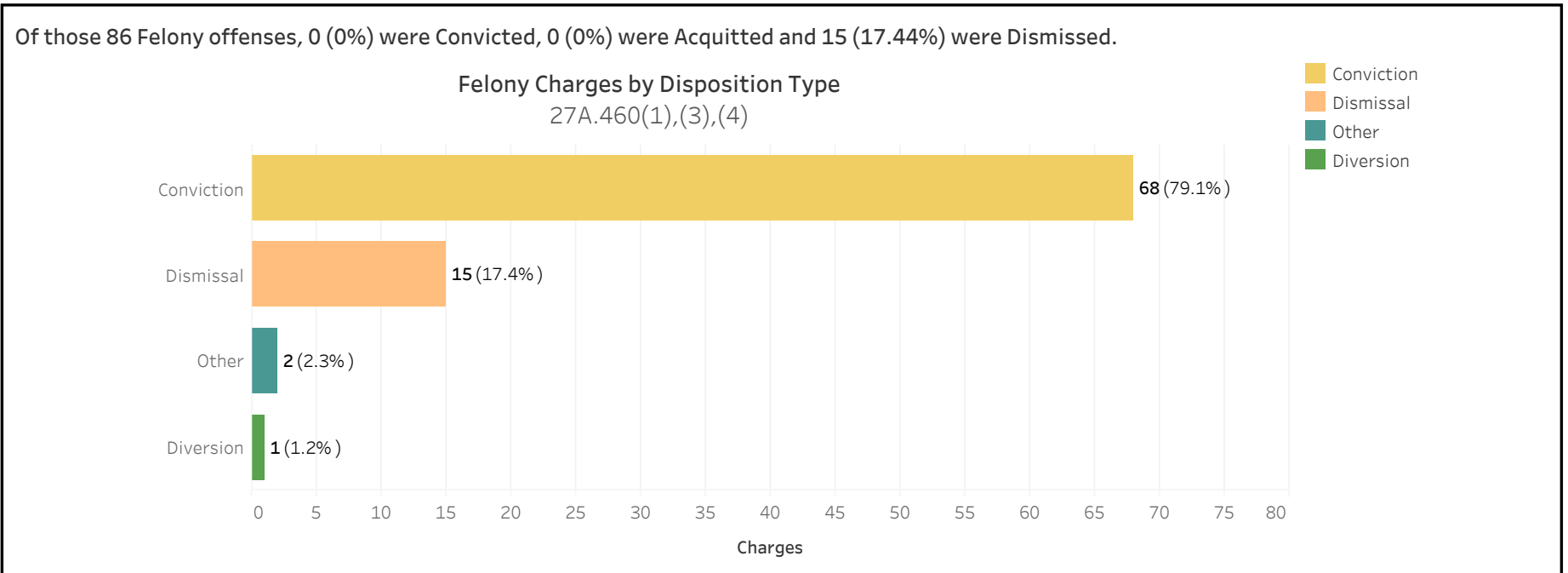


ADMINISTRATIVE OFFICE OF THE COURTS
Research and Statistics
 Annual Report FY 2022
 Circuit Court - Felony Criminal Cases

LEWIS COUNTY

There were 86 Felony level offenses and 0 Non-Felony level offenses disposed within 43 Circuit Criminal cases during the Fiscal Year. Non-Felony offenses include Misdemeanor, Violation, Local Ordinance or Other level offenses within those cases.

		Charges	Cases
LEWIS	Felony	86	43
	Felony amended to Non-Felony	0	



27A.460(1) Conviction Percentages
 27A.460(3) Percentage of Acquittals
 27A.460(4) Percentage of Dismissals

* A case may consist of one or multiple convicted charges, the distinct count on cases counts the case only once.
 * Other disposition types include: Denied, Extradition, Grand Jury, Granted, Merged, Mistrial, Grand Jury, Other, Remanded, and Sealed Records.



ADMINISTRATIVE OFFICE OF THE COURTS
Research and Statistics
 Annual Report FY 2022
 Circuit Court - Felony Criminal Cases

LEWIS COUNTY

Felony Charges Convicted by Highest Penalty Type

Penalty Type	Felony			MISDEMEANOR			VIOLATION			Grand Total		
	Charges	% of Chgs	Cases	Charges	% of Chgs	Cases	Charges	% of Chgs	Cases	Charges	% of Chgs	Cases
Incarcerated Prison	48	84.2%	28							48	65.8%	28
Incarcerated Jail	5	8.8%	5	14	93.3%	11				19	26.0%	13
Alternative: Probation	4	7.0%	2							4	5.5%	2
No Sentence				1	6.7%	1	1	100.0%	1	2	2.7%	1
Grand Total	57	100.0%	32	15	100.0%	11	1	100.0%	1	73	100.0%	32

27A.460(2) Percentages of fines, imprisonment, or other penalty assessment

Original & Final Plea Type

Felony Charges		GUILTY	NOT GUILTY	UNKNOWN PLEA TYPE	Grand Total
		Original Plea	6 (7.0%)	79 (91.9%)	1 (1.2%)
Final Plea		68 (79.1%)	18 (20.9%)		86 (100.0%)

27A.460(5) Percentage of pleas as charges

27A.460(6) Percentage of pleas to reduce charges

* A case may consist of one or multiple convicted charges, the distinct count on cases counts the case only once.

* Convicted charges, percent of charges and the distinct count of cases are sorted by the highest sentence penalty for each of the convicted charges (Guilty, Guilty - Multiple Counts, Prepayable Citation - Paid or Guilty - Sealed Sentence, Enhanced).



ADMINISTRATIVE OFFICE OF THE COURTS
Research and Statistics
 Annual Report FY 2022
 Circuit Court - Felony Criminal Cases

LEWIS COUNTY

Cases can have multiple charges which are heard either by a Court Trial, Jury Trial, No Trial or by a combination of trial types. Depending upon the seriousness of the offense and the consequences of a Guilty verdict, defendants in Criminal Cases have the constitutional right to a jury of their peers. In a Jury Trial, the Judge decides questions of law and the jury decides whether the defendant is guilty or not guilty on each of the offenses charted. The cases are categorized by how all the charges within the case were disposed. If all charges were disposed by the same trial type, it is counted in the separate category, otherwise, it is counted within the "Mixed Trial" category. If a charge had no trial type entered or it had "No Trial", then it is counted in the "No Trial" category.

Cases by Trial Type
 27A.460(7), (8), (9), (10)

	Jury Trial	Mixed Trial Types	No Trial	Grand Total
Felony Charges	2 4.65%	2 4.65%	39 90.70%	43 100.00%
Felony Convictions	2 6.06%		31 93.94%	33 100.00%

- 27A.460(7) Percentage of disposition to guilty as charged by trial
- 27A.460(8) Percentage of those found guilty of lesser charge by trial
- 27A.460(9) Percentage of cases where jury trial taken
- 27A.460(10) Percentage of trials which are bench (court) trials

Shock Probation by Disposition Type
 27A.440(3)(b)

	Denied	Granted	Grand Total
0026090 SHOCK PROBATION IN FELONY CONVICTIONS	7 77.78%	2 22.22%	9 100.00%

27A.440(3)(b) Extracted data on shock probation shall be placed in the annual report of the Administrative Office of the Courts

* A case may consist of one or multiple convicted charges, the distinct count on cases counts the case only once.
 * Other disposition types include: Denied, Extradition, Grand Jury, Granted, Merged, Mistrial, Grand Jury, Other, Remanded, and Sealed Records.



ADMINISTRATIVE OFFICE OF THE COURTS
Research and Statistics
Annual Report FY 2022
Circuit Court - Felony Criminal Cases

LEWIS COUNTY

Youthful Offenders

There were 0 Felony level offenses and 0 Non-Felony level offenses disposed within 0 Circuit Criminal cases during the fiscal year. Non-Felony offenses include Misdemeanor, Violation, Local Ordinance, or Other level offenses within those cases.

27A.460(11)

	Charges	Cases
	0	0

27A.460(11) The number of juvenile offenders tried as an adult

Of the 0 Felony level offenses disposed within the Youthful Offender cases, 0 (None%) Charges were convicted

Youthful Offender

		Grand Total
Felony Charges by Disposition Type	0	0

Note: A youth charged prior to their 18th birthday, proceeded against as a youthful offender under KRS 635.020(7) may not be included in the above.

KRS 635.020(7) If a person who is eighteen (18) or older and before the court is charged with a felony that occurred prior to his eighteenth birthday, the court shall, upon motion of the county attorney made prior to adjudication, and after the county attorney has consulted with the Commonwealth's Attorney, that the child be proceeded against as a youthful offender, proceed in accordance with the provisions of KRS 640.010.

* A case may consist of one or multiple convicted charges, the distinct count on cases counts the case only once.



ADMINISTRATIVE OFFICE OF THE COURTS
Research and Statistics
 Annual Report FY 2022
 Circuit Court - Felony Criminal Cases

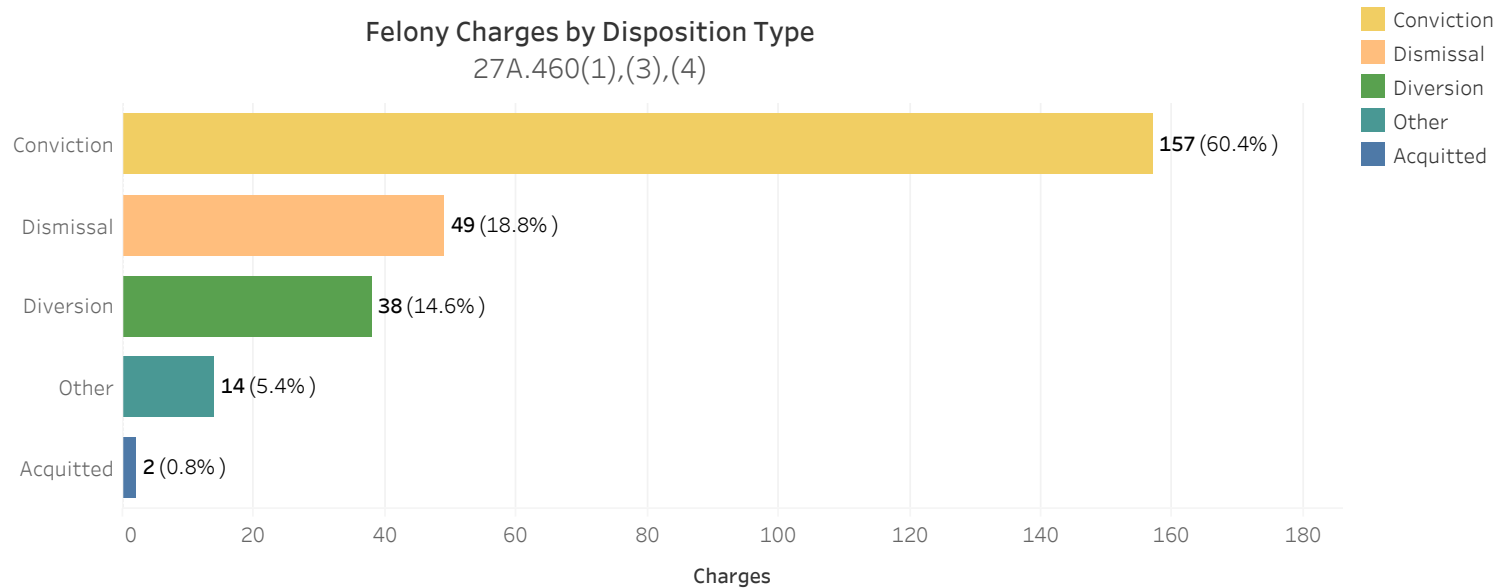
LINCOLN COUNTY

There were 260 Felony level offenses and 14 Non-Felony level offenses disposed within 189 Circuit Criminal cases during the Fiscal Year. Non-Felony offenses include Misdemeanor, Violation, Local Ordinance or Other level offenses within those cases.

		Charges	Cases
LINCOLN	Felony	260	176
	Felony amended to Non-Felony	14	

Of those 260 Felony offenses, 0 (0%) were Convicted, 2 (0.7692%) were Acquitted and 49 (18.85%) were Dismissed.

Felony Charges by Disposition Type
 27A.460(1),(3),(4)



27A.460(1) Conviction Percentages
 27A.460(3) Percentage of Acquittals
 27A.460(4) Percentage of Dismissals

* A case may consist of one or multiple convicted charges, the distinct count on cases counts the case only once.
 * Other disposition types include: Denied, Extradition, Grand Jury, Granted, Merged, Mistrial, Grand Jury, Other, Remanded, and Sealed Records.



ADMINISTRATIVE OFFICE OF THE COURTS
Research and Statistics
 Annual Report FY 2022
 Circuit Court - Felony Criminal Cases

LINCOLN COUNTY

Felony Charges Convicted by Highest Penalty Type

Penalty Type	Felony			MISDEMEANOR			Grand Total		
	Charges	% of Chgs	Cases	Charges	% of Chgs	Cases	Charges	% of Chgs	Cases
Incarcerated Prison	48	30.6%	33				48	22.6%	33
Incarcerated Jail	27	17.2%	21	22	40.0%	18	49	23.1%	35
Alternative: Probation	26	16.6%	23	1	1.8%	1	27	12.7%	23
Alternative: Cond. Discharged	53	33.8%	42	20	36.4%	15	73	34.4%	50
Alternative Sentence	2	1.3%	2	8	14.5%	8	10	4.7%	10
Pay Fine				3	5.5%	3	3	1.4%	3
Other Penalty	1	0.6%	1	1	1.8%	1	2	0.9%	2
Grand Total	157	100.0%	120	55	100.0%	45	212	100.0%	139

27A.460(2) Percentages of fines, imprisonment, or other penalty assessment

Original & Final Plea Type

		GUILTY	NOT GUILTY	UNKNOWN PLEA TYPE	Grand Total
Felony Charges	Original Plea	36 (13.8%)	39 (15.0%)	185 (71.2%)	260 (100.0%)
	Final Plea	68 (26.2%)	7 (2.7%)	185 (71.2%)	260 (100.0%)
Felony amended to Non-Felony	Original Plea		2 (14.3%)	12 (85.7%)	14 (100.0%)
	Final Plea		2 (14.3%)	12 (85.7%)	14 (100.0%)

27A.460(5) Percentage of pleas as charges

27A.460(6) Percentage of pleas to reduce charges

* A case may consist of one or multiple convicted charges, the distinct count on cases counts the case only once.

* Convicted charges, percent of charges and the distinct count of cases are sorted by the highest sentence penalty for each of the convicted charges (Guilty, Guilty - Multiple Counts, Prepayable Citation - Paid or Guilty - Sealed Sentence, Enhanced).



ADMINISTRATIVE OFFICE OF THE COURTS
Research and Statistics
 Annual Report FY 2022
 Circuit Court - Felony Criminal Cases

LINCOLN COUNTY

Cases can have multiple charges which are heard either by a Court Trial, Jury Trial, No Trial or by a combination of trial types. Depending upon the seriousness of the offense and the consequences of a Guilty verdict, defendants in Criminal Cases have the constitutional right to a jury of their peers. In a Jury Trial, the Judge decides questions of law and the jury decides whether the defendant is guilty or not guilty on each of the offenses charted. The cases are categorized by how all the charges within the case were disposed. If all charges were disposed by the same trial type, it is counted in the separate category, otherwise, it is counted within the "Mixed Trial" category. If a charge had no trial type entered or it had "No Trial", then it is counted in the "No Trial" category.

Cases by Trial Type
 27A.460(7), (8), (9), (10)

	Jury Trial	Mixed Trial Types	No Trial	Grand Total
Felony Amended Down to Non-Felony		1 7.69%	12 92.31%	13 100.00%
Felony Charges	1 0.57%	1 0.57%	174 98.86%	176 100.00%
Felony Convictions			120 100.00%	120 100.00%

- 27A.460(7) Percentage of disposition to guilty as charged by trial
- 27A.460(8) Percentage of those found guilty of lesser charge by trial
- 27A.460(9) Percentage of cases where jury trial taken
- 27A.460(10) Percentage of trials which are bench (court) trials

Shock Probation by Disposition Type
 27A.440(3)(b)

	Grand Total
0	0

27A.440(3)(b) Extracted data on shock probation shall be placed in the annual report of the Administrative Office of the Courts

* A case may consist of one or multiple convicted charges, the distinct count on cases counts the case only once.
 * Other disposition types include: Denied, Extradition, Grand Jury, Granted, Merged, Mistrial, Grand Jury, Other, Remanded, and Sealed Records.



ADMINISTRATIVE OFFICE OF THE COURTS
Research and Statistics
 Annual Report FY 2022
 Circuit Court - Felony Criminal Cases

LINCOLN COUNTY

Youthful Offenders

There were 0 Felony level offenses and 0 Non-Felony level offenses disposed within 0 Circuit Criminal cases during the fiscal year. Non-Felony offenses include Misdemeanor, Violation, Local Ordinance, or Other level offenses within those cases.

27A.460(11)

Charges	Cases
0	0

27A.460(11) The number of juvenile offenders tried as an adult

Of the 0 Felony level offenses disposed within the Youthful Offender cases, 0 (None%) Charges were convicted

Youthful Offender

Felony Charges by Disposition Type	0	Grand Total
	0	0

Note: A youth charged prior to their 18th birthday, proceeded against as a youthful offender under KRS 635.020(7) may not be included in the above.

KRS 635.020(7) If a person who is eighteen (18) or older and before the court is charged with a felony that occurred prior to his eighteenth birthday, the court shall, upon motion of the county attorney made prior to adjudication, and after the county attorney has consulted with the Commonwealth's Attorney, that the child be proceeded against as a youthful offender, proceed in accordance with the provisions of KRS 640.010.

* A case may consist of one or multiple convicted charges, the distinct count on cases counts the case only once.

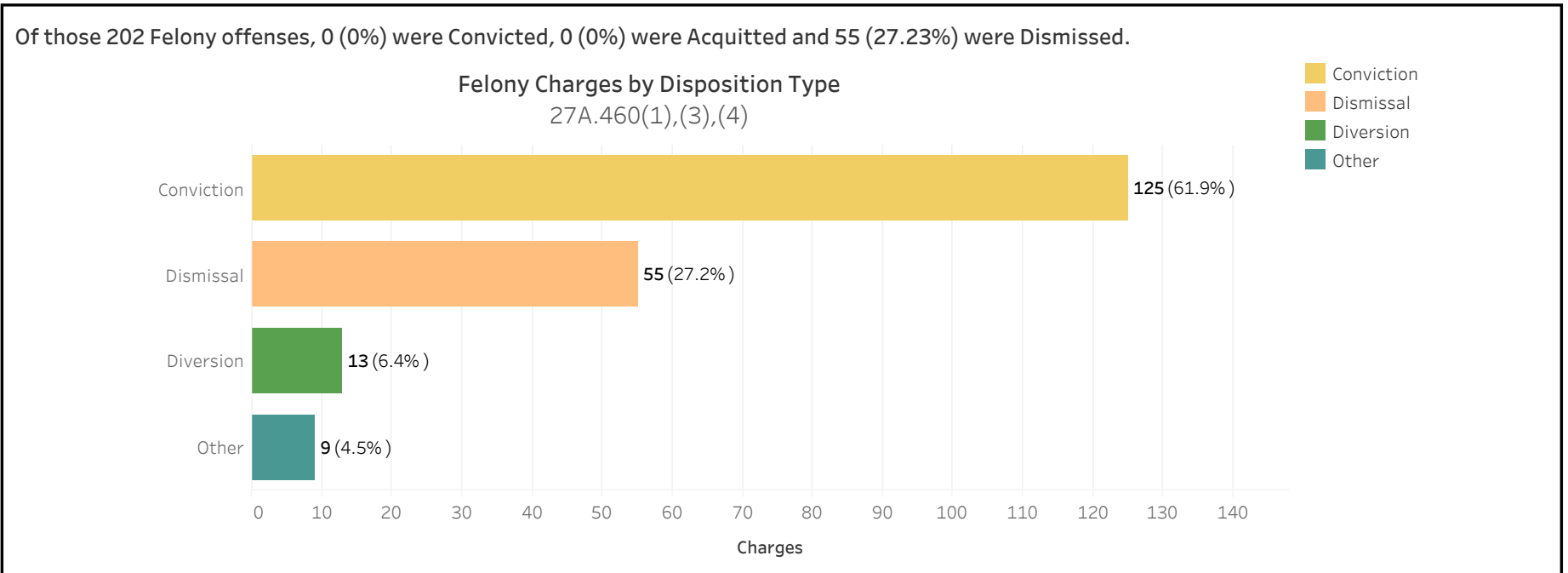


ADMINISTRATIVE OFFICE OF THE COURTS
Research and Statistics
 Annual Report FY 2022
 Circuit Court - Felony Criminal Cases

LIVINGSTON COUNTY

There were 202 Felony level offenses and 23 Non-Felony level offenses disposed within 121 Circuit Criminal cases during the Fiscal Year. Non-Felony offenses include Misdemeanor, Violation, Local Ordinance or Other level offenses within those cases.

	Charges	Cases
LIVINGSTON Felony	202	105
Felony amended to Non-Felony	23	



27A.460(1) Conviction Percentages
 27A.460(3) Percentage of Acquittals
 27A.460(4) Percentage of Dismissals

* A case may consist of one or multiple convicted charges, the distinct count on cases counts the case only once.
 * Other disposition types include: Denied, Extradition, Grand Jury, Granted, Merged, Mistrial, Grand Jury, Other, Remanded, and Sealed Records.



ADMINISTRATIVE OFFICE OF THE COURTS
Research and Statistics
 Annual Report FY 2022
 Circuit Court - Felony Criminal Cases

LIVINGSTON COUNTY

Felony Charges Convicted by Highest Penalty Type

Penalty Type	Felony			MISDEMEANOR			VIOLATION			Grand Total		
	Charges	% of Chgs	Cases	Charges	% of Chgs	Cases	Charges	% of Chgs	Cases	Charges	% of Chgs	Cases
Incarcerated Prison	81	65.3%	33							81	30.5%	33
Incarcerated Jail	19	15.3%	17	89	65.4%	43				108	40.6%	44
Alternative: Probation	23	18.5%	19	45	33.1%	18				68	25.6%	27
Alternative: Cond. Discharged	1	0.8%	1							1	0.4%	1
Alternative Sentence				2	1.5%	2				2	0.8%	2
Pay Fine							5	83.3%	5	5	1.9%	5
Pay Court Cost							1	16.7%	1	1	0.4%	1
Grand Total	124	100.0%	68	136	100.0%	61	6	100.0%	5	266	100.0%	80

27A.460(2) Percentages of fines, imprisonment, or other penalty assessment

Original & Final Plea Type

		GUILTY	NOT GUILTY	UNKNOWN PLEA TYPE	Grand Total
Felony Charges	Original Plea		137 (67.8%)	65 (32.2%)	202 (100.0%)
	Final Plea	134 (66.3%)	3 (1.5%)	65 (32.2%)	202 (100.0%)
Felony amended to Non-Felony	Original Plea		1 (4.3%)	22 (95.7%)	23 (100.0%)
	Final Plea		1 (4.3%)	22 (95.7%)	23 (100.0%)

27A.460(5) Percentage of pleas as charges

27A.460(6) Percentage of pleas to reduce charges

* A case may consist of one or multiple convicted charges, the distinct count on cases counts the case only once.

* Convicted charges, percent of charges and the distinct count of cases are sorted by the highest sentence penalty for each of the convicted charges (Guilty, Guilty - Multiple Counts, Prepayable Citation - Paid or Guilty - Sealed Sentence, Enhanced).



ADMINISTRATIVE OFFICE OF THE COURTS
Research and Statistics
 Annual Report FY 2022
 Circuit Court - Felony Criminal Cases

LIVINGSTON COUNTY

Cases can have multiple charges which are heard either by a Court Trial, Jury Trial, No Trial or by a combination of trial types. Depending upon the seriousness of the offense and the consequences of a Guilty verdict, defendants in Criminal Cases have the constitutional right to a jury of their peers. In a Jury Trial, the Judge decides questions of law and the jury decides whether the defendant is guilty or not guilty on each of the offenses charted. The cases are categorized by how all the charges within the case were disposed. If all charges were disposed by the same trial type, it is counted in the separate category, otherwise, it is counted within the "Mixed Trial" category. If a charge had no trial type entered or it had "No Trial", then it is counted in the "No Trial" category.

Cases by Trial Type

27A.460(7), (8), (9), (10)

	Mixed Trial Types	No Trial	Grand Total
Felony Amended Down to Non-Felony	2 12.50%	14 87.50%	16 100.00%
Felony Charges	3 2.86%	102 97.14%	105 100.00%
Felony Convictions	2 2.94%	66 97.06%	68 100.00%

- 27A.460(7) Percentage of disposition to guilty as charged by trial
- 27A.460(8) Percentage of those found guilty of lesser charge by trial
- 27A.460(9) Percentage of cases where jury trial taken
- 27A.460(10) Percentage of trials which are bench (court) trials

Shock Probation by Disposition Type

27A.440(3)(b)

	Denied	Granted	Grand Total
0026090 SHOCK PROBATION IN FELONY CONVICTIONS	20 68.97%	9 31.03%	29 100.00%

27A.440(3)(b) Extracted data on shock probation shall be placed in the annual report of the Administrative Office of the Courts

* A case may consist of one or multiple convicted charges, the distinct count on cases counts the case only once.
 * Other disposition types include: Denied, Extradition, Grand Jury, Granted, Merged, Mistrial, Grand Jury, Other, Remanded, and Sealed Records.



ADMINISTRATIVE OFFICE OF THE COURTS
Research and Statistics
 Annual Report FY 2022
 Circuit Court - Felony Criminal Cases

LIVINGSTON COUNTY

Youthful Offenders

There were 0 Felony level offenses and 0 Non-Felony level offenses disposed within 0 Circuit Criminal cases during the fiscal year. Non-Felony offenses include Misdemeanor, Violation, Local Ordinance, or Other level offenses within those cases.

27A.460(11)

	Charges	Cases
	0	0

27A.460(11) The number of juvenile offenders tried as an adult

Of the 0 Felony level offenses disposed within the Youthful Offender cases, 0 (None%) Charges were convicted

Youthful Offender

	Grand Total
Felony Charges by Disposition Type	0

Note: A youth charged prior to their 18th birthday, proceeded against as a youthful offender under KRS 635.020(7) may not be included in the above.

KRS 635.020(7) If a person who is eighteen (18) or older and before the court is charged with a felony that occurred prior to his eighteenth birthday, the court shall, upon motion of the county attorney made prior to adjudication, and after the county attorney has consulted with the Commonwealth's Attorney, that the child be proceeded against as a youthful offender, proceed in accordance with the provisions of KRS 640.010.

* A case may consist of one or multiple convicted charges, the distinct count on cases counts the case only once.

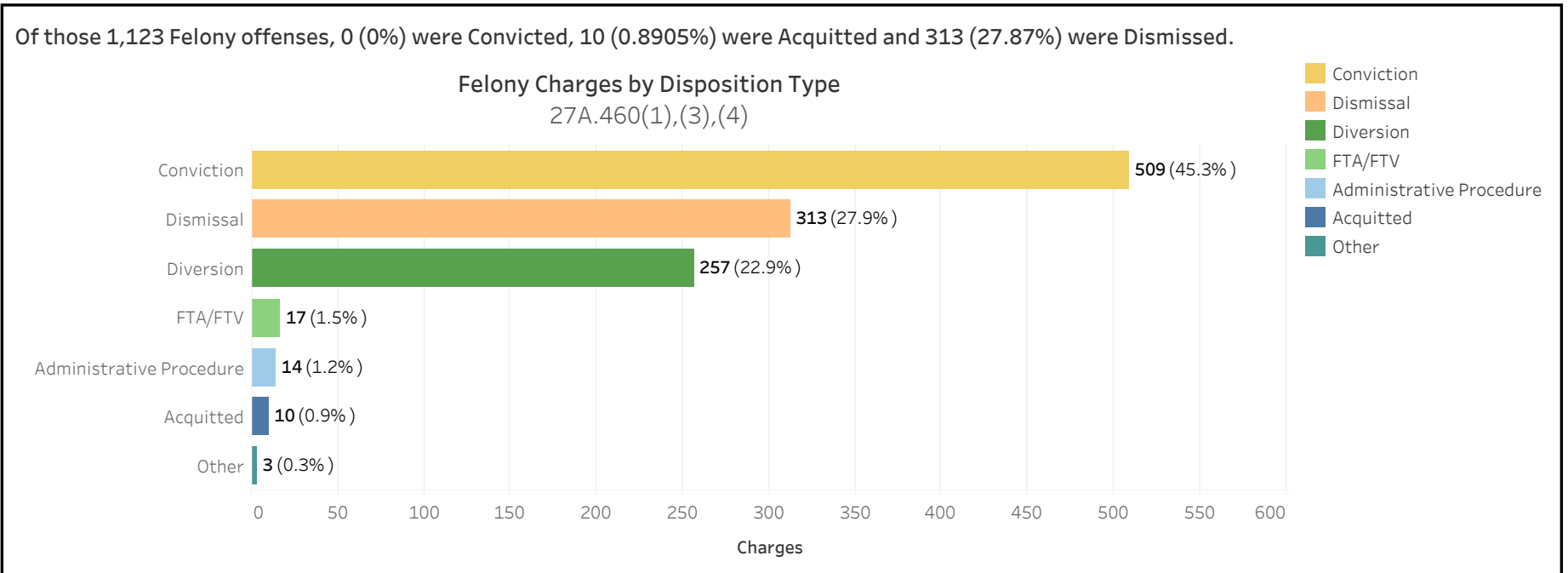


ADMINISTRATIVE OFFICE OF THE COURTS
Research and Statistics
 Annual Report FY 2022
 Circuit Court - Felony Criminal Cases

LOGAN COUNTY

There were 1,123 Felony level offenses and 47 Non-Felony level offenses disposed within 620 Circuit Criminal cases during the Fiscal Year. Non-Felony offenses include Misdemeanor, Violation, Local Ordinance or Other level offenses within those cases.

		Charges	Cases
LOGAN	Felony	1,123	585
	Felony amended to Non-Felony	47	



27A.460(1) Conviction Percentages
 27A.460(3) Percentage of Acquittals
 27A.460(4) Percentage of Dismissals

* A case may consist of one or multiple convicted charges, the distinct count on cases counts the case only once.
 * Other disposition types include: Denied, Extradition, Grand Jury, Granted, Merged, Mistrial, Grand Jury, Other, Remanded, and Sealed Records.



ADMINISTRATIVE OFFICE OF THE COURTS
Research and Statistics
 Annual Report FY 2022
 Circuit Court - Felony Criminal Cases

LOGAN COUNTY

Felony Charges Convicted by Highest Penalty Type

Penalty Type	Felony			MISDEMEANOR			VIOLATION			Grand Total		
	Charges	% of Chgs	Cases	Charges	% of Chgs	Cases	Charges	% of Chgs	Cases	Charges	% of Chgs	Cases
Incarcerated Prison	186	37.3%	90							186	19.3%	90
Incarcerated Jail	55	11.0%	35	154	37.4%	65	2	3.6%	2	211	21.8%	81
Alternative: Probation	249	50.0%	185	241	58.5%	141				490	50.7%	247
Alternative Sentence	3	0.6%	3	2	0.5%	2	2	3.6%	2	7	0.7%	7
Pay Fine				9	2.2%	8	45	80.4%	30	54	5.6%	34
Pay Court Cost	1	0.2%	1							1	0.1%	1
Other Penalty	3	0.6%	3	6	1.5%	6	7	12.5%	6	16	1.7%	15
No Sentence	1	0.2%	1							1	0.1%	1
Grand Total	498	100.0%	305	412	100.0%	205	56	100.0%	39	966	100.0%	381

27A.460(2) Percentages of fines, imprisonment, or other penalty assessment

Original & Final Plea Type

		GUILTY	NOT GUILTY	UNKNOWN PLEA TYPE	Grand Total
Felony Charges	Original Plea	3 (0.3%)	1,046 (93.1%)	74 (6.6%)	1,123 (100.0%)
	Final Plea	471 (41.9%)	578 (51.5%)	74 (6.6%)	1,123 (100.0%)
Felony amended to Non-Felony	Original Plea		47 (100.0%)		47 (100.0%)
	Final Plea	3 (6.4%)	44 (93.6%)		47 (100.0%)

27A.460(5) Percentage of pleas as charges

27A.460(6) Percentage of pleas to reduce charges

* A case may consist of one or multiple convicted charges, the distinct count on cases counts the case only once.

* Convicted charges, percent of charges and the distinct count of cases are sorted by the highest sentence penalty for each of the convicted charges (Guilty, Guilty - Multiple Counts, Prepayable Citation - Paid or Guilty - Sealed Sentence, Enhanced).



ADMINISTRATIVE OFFICE OF THE COURTS
Research and Statistics
 Annual Report FY 2022
 Circuit Court - Felony Criminal Cases

LOGAN COUNTY

Cases can have multiple charges which are heard either by a Court Trial, Jury Trial, No Trial or by a combination of trial types. Depending upon the seriousness of the offense and the consequences of a Guilty verdict, defendants in Criminal Cases have the constitutional right to a jury of their peers. In a Jury Trial, the Judge decides questions of law and the jury decides whether the defendant is guilty or not guilty on each of the offenses charted. The cases are categorized by how all the charges within the case were disposed. If all charges were disposed by the same trial type, it is counted in the separate category, otherwise, it is counted within the "Mixed Trial" category. If a charge had no trial type entered or it had "No Trial", then it is counted in the "No Trial" category.

Cases by Trial Type
 27A.460(7), (8), (9), (10)

	Jury Trial	Mixed Trial Types	No Trial	Grand Total
Felony Amended Down to Non-Felony		1 2.86%	34 97.14%	35 100.00%
Felony Charges	1 0.17%	10 1.71%	574 98.12%	585 100.00%
Felony Convictions		3 0.98%	302 99.02%	305 100.00%

- 27A.460(7) Percentage of disposition to guilty as charged by trial
- 27A.460(8) Percentage of those found guilty of lesser charge by trial
- 27A.460(9) Percentage of cases where jury trial taken
- 27A.460(10) Percentage of trials which are bench (court) trials

Shock Probation by Disposition Type
 27A.440(3)(b)

	Denied	Granted	Grand Total
0026090 SHOCK PROBATION IN FELONY CONVICTIONS	35 40.70%	51 59.30%	86 100.00%
0026100 SHOCK PROBATION IN MISDEMEANOR CONVICTIONS	2 33.33%	4 66.67%	6 100.00%

27A.440(3)(b) Extracted data on shock probation shall be placed in the annual report of the Administrative Office of the Courts

* A case may consist of one or multiple convicted charges, the distinct count on cases counts the case only once.
 * Other disposition types include: Denied, Extradition, Grand Jury, Granted, Merged, Mistrial, Grand Jury, Other, Remanded, and Sealed Records.



ADMINISTRATIVE OFFICE OF THE COURTS
Research and Statistics
Annual Report FY 2022
Circuit Court - Felony Criminal Cases

LOGAN COUNTY

Youthful Offenders

There were 7 Felony level offenses and 0 Non-Felony level offenses disposed within 2 Circuit Criminal cases during the fiscal year. Non-Felony offenses include Misdemeanor, Violation, Local Ordinance, or Other level offenses within those cases.

27A.460(11)

	Charges	Cases
Felony	7	2
Felony amended to Non-Felony	0	0

27A.460(11) The number of juvenile offenders tried as an adult

Of the 7 Felony level offenses disposed within the Youthful Offender cases, 6 (85.71%) Charges were convicted

Youthful Offender

	Convictions	Others	Grand Total
Felony Charges by Disposition Type	6	1	7

Note: A youth charged prior to their 18th birthday, proceeded against as a youthful offender under KRS 635.020(7) may not be included in the above.

KRS 635.020(7) If a person who is eighteen (18) or older and before the court is charged with a felony that occurred prior to his eighteenth birthday, the court shall, upon motion of the county attorney made prior to adjudication, and after the county attorney has consulted with the Commonwealth's Attorney, that the child be proceeded against as a youthful offender, proceed in accordance with the provisions of KRS 640.010.

* A case may consist of one or multiple convicted charges, the distinct count on cases counts the case only once.



ADMINISTRATIVE OFFICE OF THE COURTS
Research and Statistics
 Annual Report FY 2022
 Circuit Court - Felony Criminal Cases

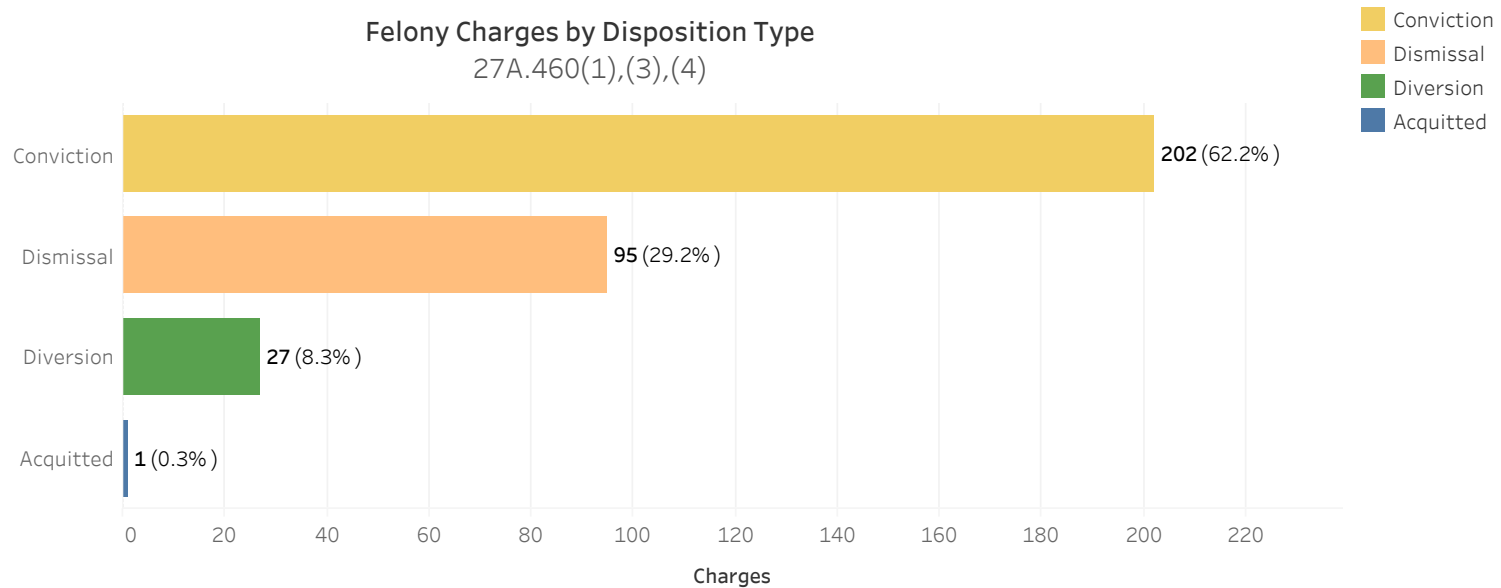
LYON COUNTY

There were 325 Felony level offenses and 36 Non-Felony level offenses disposed within 174 Circuit Criminal cases during the Fiscal Year. Non-Felony offenses include Misdemeanor, Violation, Local Ordinance or Other level offenses within those cases.

		Charges	Cases
LYON	Felony	325	149
	Felony amended to Non-Felony	36	

Of those 325 Felony offenses, 0 (0%) were Convicted, 1 (0.3077%) were Acquitted and 95 (29.23%) were Dismissed.

Felony Charges by Disposition Type
 27A.460(1),(3),(4)



27A.460(1) Conviction Percentages
 27A.460(3) Percentage of Acquittals
 27A.460(4) Percentage of Dismissals

* A case may consist of one or multiple convicted charges, the distinct count on cases counts the case only once.
 * Other disposition types include: Denied, Extradition, Grand Jury, Granted, Merged, Mistrial, Grand Jury, Other, Remanded, and Sealed Records.



ADMINISTRATIVE OFFICE OF THE COURTS
Research and Statistics
 Annual Report FY 2022
 Circuit Court - Felony Criminal Cases

LYON COUNTY

Felony Charges Convicted by Highest Penalty Type

Penalty Type	Felony			MISDEMEANOR			VIOLATION			Grand Total		
	Charges	% of Chgs	Cases	Charges	% of Chgs	Cases	Charges	% of Chgs	Cases	Charges	% of Chgs	Cases
Incarcerated Prison	156	77.6%	62	3	1.8%	3				159	41.6%	62
Incarcerated Jail	32	15.9%	24	110	64.3%	50				142	37.2%	63
Alternative: Probation	12	6.0%	12	52	30.4%	25				64	16.8%	25
Alternative Sentence				1	0.6%	1				1	0.3%	1
Pay Fine				5	2.9%	4	9	90.0%	8	14	3.7%	12
Other Penalty	1	0.5%	1				1	10.0%	1	2	0.5%	2
Grand Total	201	100.0%	97	171	100.0%	78	10	100.0%	9	382	100.0%	125

27A.460(2) Percentages of fines, imprisonment, or other penalty assessment

Original & Final Plea Type

		NOT GUILTY	UNKNOWN PLEA TYPE	Grand Total
Felony Charges	Original Plea	3 (0.9%)	322 (99.1%)	325 (100.0%)
	Final Plea	3 (0.9%)	322 (99.1%)	325 (100.0%)
Felony amended to Non-Felony	Original Plea		36 (100.0%)	36 (100.0%)
	Final Plea		36 (100.0%)	36 (100.0%)

27A.460(5) Percentage of pleas as charges

27A.460(6) Percentage of pleas to reduce charges

* A case may consist of one or multiple convicted charges, the distinct count on cases counts the case only once.

* Convicted charges, percent of charges and the distinct count of cases are sorted by the highest sentence penalty for each of the convicted charges (Guilty, Guilty - Multiple Counts, Prepayable Citation - Paid or Guilty - Sealed Sentence, Enhanced).



ADMINISTRATIVE OFFICE OF THE COURTS
Research and Statistics
 Annual Report FY 2022
 Circuit Court - Felony Criminal Cases

LYON COUNTY

Cases can have multiple charges which are heard either by a Court Trial, Jury Trial, No Trial or by a combination of trial types. Depending upon the seriousness of the offense and the consequences of a Guilty verdict, defendants in Criminal Cases have the constitutional right to a jury of their peers. In a Jury Trial, the Judge decides questions of law and the jury decides whether the defendant is guilty or not guilty on each of the offenses charted. The cases are categorized by how all the charges within the case were disposed. If all charges were disposed by the same trial type, it is counted in the separate category, otherwise, it is counted within the "Mixed Trial" category. If a charge had no trial type entered or it had "No Trial", then it is counted in the "No Trial" category.

Cases by Trial Type
 27A.460(7), (8), (9), (10)

	Jury Trial	Mixed Trial Types	No Trial	Grand Total
Felony Amended Down to Non-Felony			25 100.00%	25 100.00%
Felony Charges	2 1.34%	4 2.68%	143 95.97%	149 100.00%
Felony Convictions	2 2.06%	4 4.12%	91 93.81%	97 100.00%

- 27A.460(7) Percentage of disposition to guilty as charged by trial
- 27A.460(8) Percentage of those found guilty of lesser charge by trial
- 27A.460(9) Percentage of cases where jury trial taken
- 27A.460(10) Percentage of trials which are bench (court) trials

Shock Probation by Disposition Type
 27A.440(3)(b)

	Denied	Granted	Grand Total
0026090 SHOCK PROBATION IN FELONY CONVICTIONS	28 51.85%	26 48.15%	54 100.00%

27A.440(3)(b) Extracted data on shock probation shall be placed in the annual report of the Administrative Office of the Courts

* A case may consist of one or multiple convicted charges, the distinct count on cases counts the case only once.
 * Other disposition types include: Denied, Extradition, Grand Jury, Granted, Merged, Mistrial, Grand Jury, Other, Remanded, and Sealed Records.



ADMINISTRATIVE OFFICE OF THE COURTS
Research and Statistics
 Annual Report FY 2022
 Circuit Court - Felony Criminal Cases

LYON COUNTY

Youthful Offenders

There were 0 Felony level offenses and 0 Non-Felony level offenses disposed within 0 Circuit Criminal cases during the fiscal year. Non-Felony offenses include Misdemeanor, Violation, Local Ordinance, or Other level offenses within those cases.

27A.460(11)

Charges	Cases
0	0

27A.460(11) The number of juvenile offenders tried as an adult

Of the 0 Felony level offenses disposed within the Youthful Offender cases, 0 (None%) Charges were convicted

Youthful Offender

Felony Charges by Disposition Type	0	Grand Total	0

Note: A youth charged prior to their 18th birthday, proceeded against as a youthful offender under KRS 635.020(7) may not be included in the above.

KRS 635.020(7) If a person who is eighteen (18) or older and before the court is charged with a felony that occurred prior to his eighteenth birthday, the court shall, upon motion of the county attorney made prior to adjudication, and after the county attorney has consulted with the Commonwealth's Attorney, that the child be proceeded against as a youthful offender, proceed in accordance with the provisions of KRS 640.010.

* A case may consist of one or multiple convicted charges, the distinct count on cases counts the case only once.

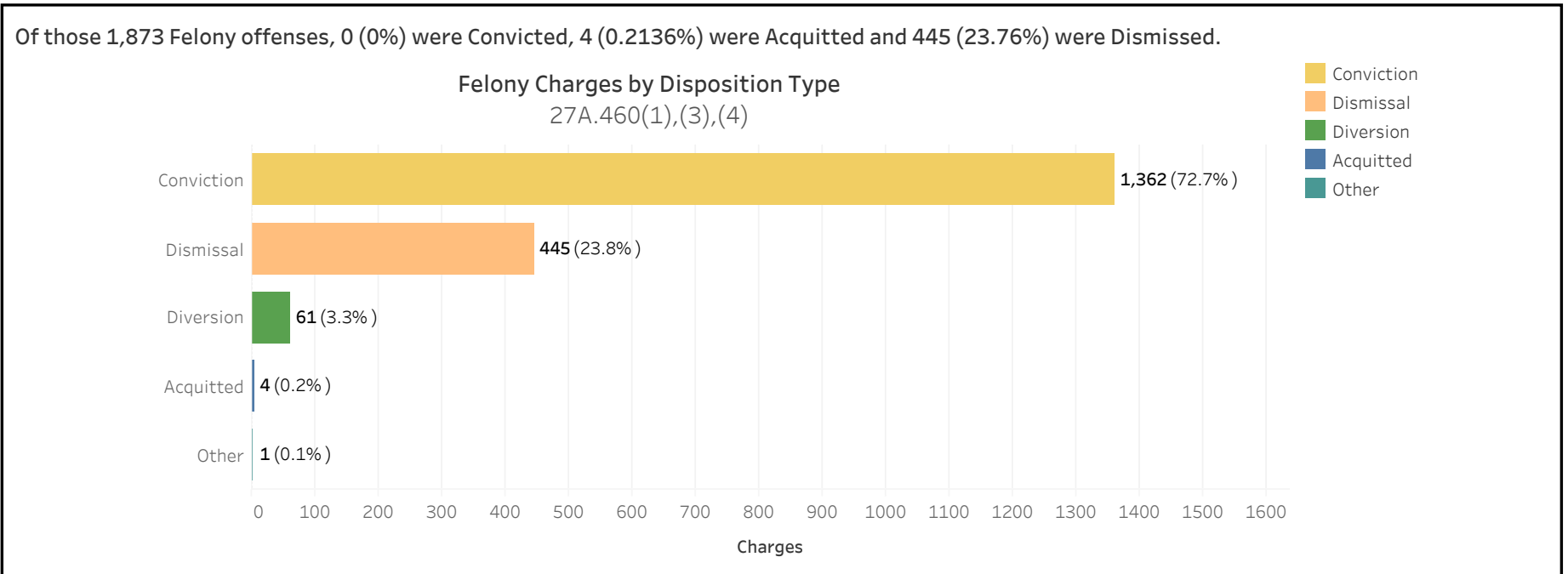


ADMINISTRATIVE OFFICE OF THE COURTS
Research and Statistics
 Annual Report FY 2022
 Circuit Court - Felony Criminal Cases

MCCRACKEN COUNTY

There were 1,873 Felony level offenses and 158 Non-Felony level offenses disposed within 1,308 Circuit Criminal cases during the Fiscal Year. Non-Felony offenses include Misdemeanor, Violation, Local Ordinance or Other level offenses within those cases.

	Charges	Cases
MCCRACKEN Felony	1,873	1,173
Felony amended to Non-Felony	158	



27A.460(1) Conviction Percentages
 27A.460(3) Percentage of Acquittals
 27A.460(4) Percentage of Dismissals

* A case may consist of one or multiple convicted charges, the distinct count on cases counts the case only once.
 * Other disposition types include: Denied, Extradition, Grand Jury, Granted, Merged, Mistrial, Grand Jury, Other, Remanded, and Sealed Records.



ADMINISTRATIVE OFFICE OF THE COURTS
Research and Statistics
 Annual Report FY 2022
 Circuit Court - Felony Criminal Cases

MCCRACKEN COUNTY

Felony Charges Convicted by Highest Penalty Type

Penalty Type	Felony			MISDEMEANOR			VIOLATION			Grand Total		
	Charges	% of Chgs	Cases	Charges	% of Chgs	Cases	Charges	% of Chgs	Cases	Charges	% of Chgs	Cases
Incarcerated Prison	506	37.3%	265	5	0.4%	4				511	17.2%	265
Incarcerated Jail	234	17.2%	191	617	43.4%	313	1	0.5%	1	852	28.6%	379
Alternative: Home Incarcerati..				1	0.1%	1				1	0.0%	1
Alternative: Probation	384	28.3%	364	299	21.0%	229				683	22.9%	529
Alternative: Cond. Discharged	225	16.6%	184	487	34.2%	311				712	23.9%	357
Alternative Sentence	1	0.1%	1	2	0.1%	2	1	0.5%	1	4	0.1%	4
Pay Fine				1	0.1%	1	62	31.5%	44	63	2.1%	44
Pay Court Cost	1	0.1%	1	1	0.1%	1	1	0.5%	1	3	0.1%	3
Other Penalty	7	0.5%	3	9	0.6%	9	132	67.0%	72	148	5.0%	82
No Sentence				1	0.1%	1				1	0.0%	1
Grand Total	1,358	100.0%	956	1,423	100.0%	752	197	100.0%	116	2,978	100.0%	1,075

27A.460(2) Percentages of fines, imprisonment, or other penalty assessment

Original & Final Plea Type

		GUILTY	NOT GUILTY	UNKNOWN PLEA TYPE	Grand Total
Felony Charges	Original Plea	45 (2.4%)	1,332 (71.1%)	496 (26.5%)	1,873 (100.0%)
	Final Plea	1,345 (71.8%)	32 (1.7%)	496 (26.5%)	1,873 (100.0%)
Felony amended to Non-Felony	Original Plea	2 (1.3%)	1 (0.6%)	155 (98.1%)	158 (100.0%)
	Final Plea	3 (1.9%)		155 (98.1%)	158 (100.0%)

27A.460(5) Percentage of pleas as charges

27A.460(6) Percentage of pleas to reduce charges

* A case may consist of one or multiple convicted charges, the distinct count on cases counts the case only once.

* Convicted charges, percent of charges and the distinct count of cases are sorted by the highest sentence penalty for each of the convicted charges (Guilty, Guilty - Multiple Counts, Prepayable Citation - Paid or Guilty - Sealed Sentence, Enhanced).



ADMINISTRATIVE OFFICE OF THE COURTS
Research and Statistics
 Annual Report FY 2022
 Circuit Court - Felony Criminal Cases

MCCRACKEN COUNTY

Cases can have multiple charges which are heard either by a Court Trial, Jury Trial, No Trial or by a combination of trial types. Depending upon the seriousness of the offense and the consequences of a Guilty verdict, defendants in Criminal Cases have the constitutional right to a jury of their peers. In a Jury Trial, the Judge decides questions of law and the jury decides whether the defendant is guilty or not guilty on each of the offenses charted. The cases are categorized by how all the charges within the case were disposed. If all charges were disposed by the same trial type, it is counted in the separate category, otherwise, it is counted within the "Mixed Trial" category. If a charge had no trial type entered or it had "No Trial", then it is counted in the "No Trial" category.

Cases by Trial Type
 27A.460(7), (8), (9), (10)

	Jury Trial	Mixed Trial Types	No Trial	Grand Total
Felony Amended Down to Non-Felony		15 11.11%	120 88.89%	135 100.00%
Felony Charges	4 0.34%	118 10.06%	1,051 89.60%	1,173 100.00%
Felony Convictions	3 0.31%	107 11.19%	846 88.49%	956 100.00%

- 27A.460(7) Percentage of disposition to guilty as charged by trial
- 27A.460(8) Percentage of those found guilty of lesser charge by trial
- 27A.460(9) Percentage of cases where jury trial taken
- 27A.460(10) Percentage of trials which are bench (court) trials

Shock Probation by Disposition Type
 27A.440(3)(b)

	Granted	Grand Total
0026090 SHOCK PROBATION IN FELONY CONVICTIONS	17 100.00%	17 100.00%
0026100 SHOCK PROBATION IN MISDEMEANOR CONVICTIONS	4 100.00%	4 100.00%

27A.440(3)(b) Extracted data on shock probation shall be placed in the annual report of the Administrative Office of the Courts

* A case may consist of one or multiple convicted charges, the distinct count on cases counts the case only once.
 * Other disposition types include: Denied, Extradition, Grand Jury, Granted, Merged, Mistrial, Grand Jury, Other, Remanded, and Sealed Records.



ADMINISTRATIVE OFFICE OF THE COURTS
Research and Statistics
 Annual Report FY 2022
 Circuit Court - Felony Criminal Cases

MCCRACKEN COUNTY

Youthful Offenders

There were 6 Felony level offenses and 1 Non-Felony level offenses disposed within 4 Circuit Criminal cases during the fiscal year. Non-Felony offenses include Misdemeanor, Violation, Local Ordinance, or Other level offenses within those cases.

27A.460(11)

	Charges	Cases
Felony	6	3
Felony amended to Non-Felony	1	1

27A.460(11) The number of juvenile offenders tried as an adult

Of the 6 Felony level offenses disposed within the Youthful Offender cases, 3 (50.00%) Charges were convicted

Youthful Offender

	Convictions	Dismissal	Grand Total
Felony Charges by Disposition Type	3	3	6

Note: A youth charged prior to their 18th birthday, proceeded against as a youthful offender under KRS 635.020(7) may not be included in the above.

KRS 635.020(7) If a person who is eighteen (18) or older and before the court is charged with a felony that occurred prior to his eighteenth birthday, the court shall, upon motion of the county attorney made prior to adjudication, and after the county attorney has consulted with the Commonwealth's Attorney, that the child be proceeded against as a youthful offender, proceed in accordance with the provisions of KRS 640.010.

* A case may consist of one or multiple convicted charges, the distinct count on cases counts the case only once.

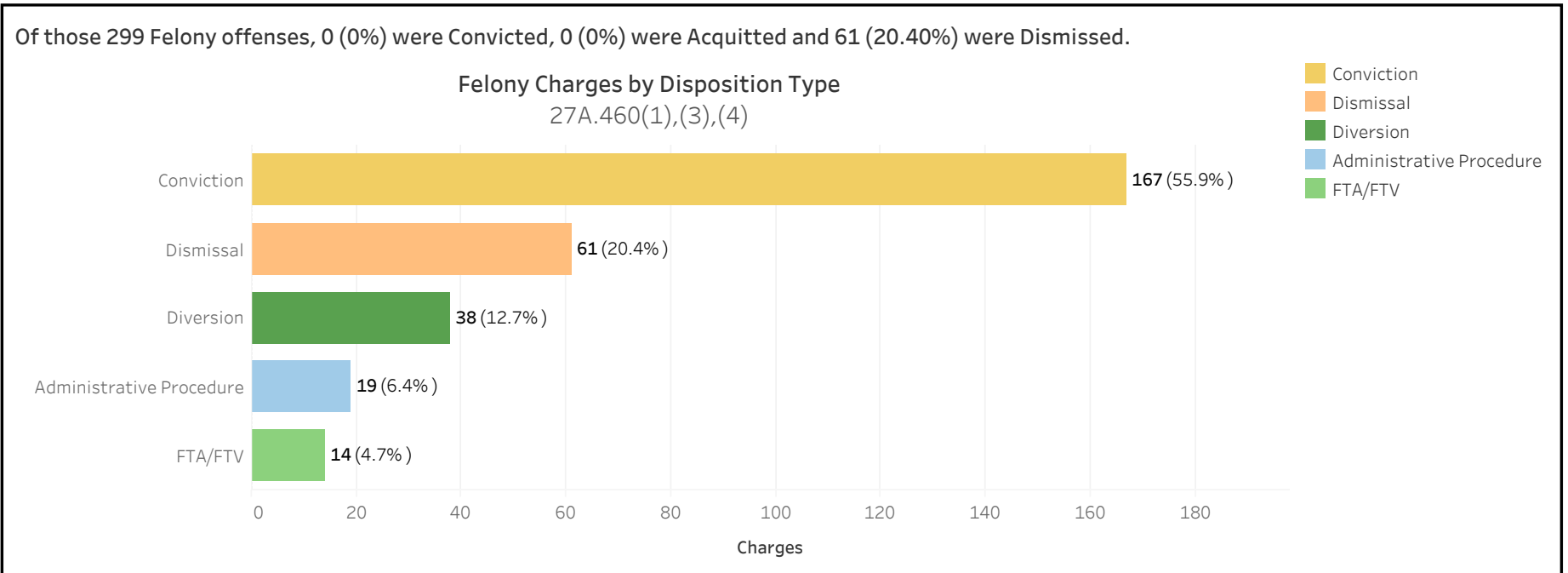


ADMINISTRATIVE OFFICE OF THE COURTS
Research and Statistics
 Annual Report FY 2022
 Circuit Court - Felony Criminal Cases

MCCREARY COUNTY

There were 299 Felony level offenses and 11 Non-Felony level offenses disposed within 207 Circuit Criminal cases during the Fiscal Year. Non-Felony offenses include Misdemeanor, Violation, Local Ordinance or Other level offenses within those cases.

		Charges	Cases
MCCREARY	Felony	299	196
	Felony amended to Non-Felony	11	



27A.460(1) Conviction Percentages
 27A.460(3) Percentage of Acquittals
 27A.460(4) Percentage of Dismissals

* A case may consist of one or multiple convicted charges, the distinct count on cases counts the case only once.
 * Other disposition types include: Denied, Extradition, Grand Jury, Granted, Merged, Mistrial, Grand Jury, Other, Remanded, and Sealed Records.



ADMINISTRATIVE OFFICE OF THE COURTS
Research and Statistics
 Annual Report FY 2022
 Circuit Court - Felony Criminal Cases

MCCREARY COUNTY

Felony Charges Convicted by Highest Penalty Type

Penalty Type	Felony			MISDEMEANOR			Grand Total		
	Charges	% of Chgs	Cases	Charges	% of Chgs	Cases	Charges	% of Chgs	Cases
Incarcerated Prison	64	38.3%	35				64	29.0%	35
Incarcerated Jail	43	25.7%	26	23	42.6%	15	66	29.9%	38
Alternative: Probation	56	33.5%	45	2	3.7%	1	58	26.2%	45
Alternative: Cond. Discharged				22	40.7%	22	22	10.0%	22
Alternative Sentence	4	2.4%	4	7	13.0%	7	11	5.0%	10
Grand Total	167	100.0%	107	54	100.0%	43	221	100.0%	122

27A.460(2) Percentages of fines, imprisonment, or other penalty assessment

Original & Final Plea Type

		GUILTY	NOT GUILTY	UNKNOWN PLEA TYPE	Grand Total
Felony Charges	Original Plea	3 (1.0%)	7 (2.3%)	289 (96.7%)	299 (100.0%)
	Final Plea	10 (3.3%)		289 (96.7%)	299 (100.0%)
Felony amended to Non-Felony	Original Plea			11 (100.0%)	11 (100.0%)
	Final Plea			11 (100.0%)	11 (100.0%)

27A.460(5) Percentage of pleas as charges

27A.460(6) Percentage of pleas to reduce charges

* A case may consist of one or multiple convicted charges, the distinct count on cases counts the case only once.

* Convicted charges, percent of charges and the distinct count of cases are sorted by the highest sentence penalty for each of the convicted charges (Guilty, Guilty - Multiple Counts, Prepayable Citation - Paid or Guilty - Sealed Sentence, Enhanced).



ADMINISTRATIVE OFFICE OF THE COURTS
Research and Statistics
 Annual Report FY 2022
 Circuit Court - Felony Criminal Cases

MCCREARY COUNTY

Cases can have multiple charges which are heard either by a Court Trial, Jury Trial, No Trial or by a combination of trial types. Depending upon the seriousness of the offense and the consequences of a Guilty verdict, defendants in Criminal Cases have the constitutional right to a jury of their peers. In a Jury Trial, the Judge decides questions of law and the jury decides whether the defendant is guilty or not guilty on each of the offenses charted. The cases are categorized by how all the charges within the case were disposed. If all charges were disposed by the same trial type, it is counted in the separate category, otherwise, it is counted within the "Mixed Trial" category. If a charge had no trial type entered or it had "No Trial", then it is counted in the "No Trial" category.

Cases by Trial Type
 27A.460(7), (8), (9), (10)

	Mixed Trial Types	No Trial	Grand Total
Felony Amended Down to Non-Felony		11 100.00%	11 100.00%
Felony Charges	13 6.63%	183 93.37%	196 100.00%
Felony Convictions	7 6.54%	100 93.46%	107 100.00%

- 27A.460(7) Percentage of disposition to guilty as charged by trial
- 27A.460(8) Percentage of those found guilty of lesser charge by trial
- 27A.460(9) Percentage of cases where jury trial taken
- 27A.460(10) Percentage of trials which are bench (court) trials

Shock Probation by Disposition Type
 27A.440(3)(b)

	Denied	Granted	Others	Grand Total
0026090 SHOCK PROBATION IN FELONY CONVICTIONS	2 22.22%	6 66.67%	1 11.11%	9 100.00%
0026100 SHOCK PROBATION IN MISDEMEANOR CONVICTIONS	1 33.33%	2 66.67%		3 100.00%

27A.440(3)(b) Extracted data on shock probation shall be placed in the annual report of the Administrative Office of the Courts

* A case may consist of one or multiple convicted charges, the distinct count on cases counts the case only once.
 * Other disposition types include: Denied, Extradition, Grand Jury, Granted, Merged, Mistrial, Grand Jury, Other, Remanded, and Sealed Records.



ADMINISTRATIVE OFFICE OF THE COURTS
Research and Statistics
 Annual Report FY 2022
 Circuit Court - Felony Criminal Cases

MCCREARY COUNTY

Youthful Offenders

There were 0 Felony level offenses and 0 Non-Felony level offenses disposed within 0 Circuit Criminal cases during the fiscal year. Non-Felony offenses include Misdemeanor, Violation, Local Ordinance, or Other level offenses within those cases.

27A.460(11)

Charges	Cases
0	0

27A.460(11) The number of juvenile offenders tried as an adult

Of the 0 Felony level offenses disposed within the Youthful Offender cases, 0 (None%) Charges were convicted

Youthful Offender

Felony Charges by Disposition Type	0	Grand Total	0

Note: A youth charged prior to their 18th birthday, proceeded against as a youthful offender under KRS 635.020(7) may not be included in the above.

KRS 635.020(7) If a person who is eighteen (18) or older and before the court is charged with a felony that occurred prior to his eighteenth birthday, the court shall, upon motion of the county attorney made prior to adjudication, and after the county attorney has consulted with the Commonwealth's Attorney, that the child be proceeded against as a youthful offender, proceed in accordance with the provisions of KRS 640.010.

* A case may consist of one or multiple convicted charges, the distinct count on cases counts the case only once.

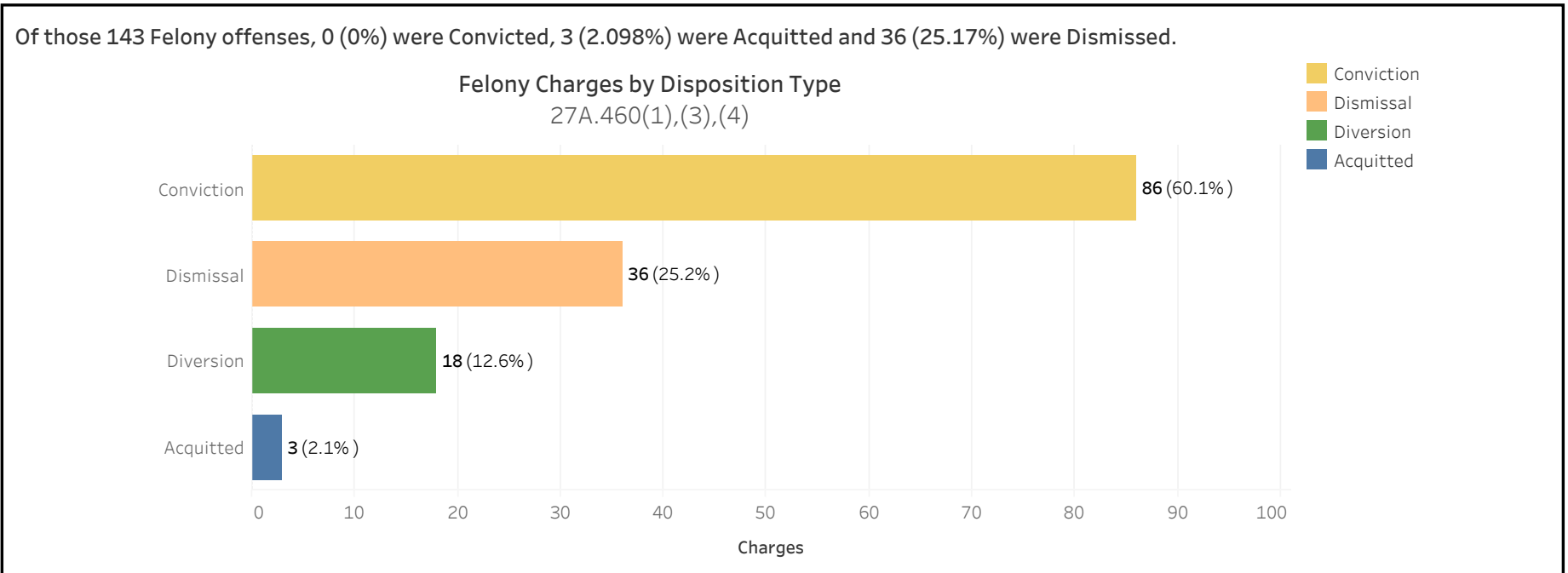


ADMINISTRATIVE OFFICE OF THE COURTS
Research and Statistics
 Annual Report FY 2022
 Circuit Court - Felony Criminal Cases

MCLEAN COUNTY

There were 143 Felony level offenses and 14 Non-Felony level offenses disposed within 103 Circuit Criminal cases during the Fiscal Year. Non-Felony offenses include Misdemeanor, Violation, Local Ordinance or Other level offenses within those cases.

		Charges	Cases
MCLEAN	Felony	143	90
	Felony amended to Non-Felony	14	



27A.460(1) Conviction Percentages
 27A.460(3) Percentage of Acquittals
 27A.460(4) Percentage of Dismissals

* A case may consist of one or multiple convicted charges, the distinct count on cases counts the case only once.
 * Other disposition types include: Denied, Extradition, Grand Jury, Granted, Merged, Mistrial, Grand Jury, Other, Remanded, and Sealed Records.



ADMINISTRATIVE OFFICE OF THE COURTS
Research and Statistics
 Annual Report FY 2022
 Circuit Court - Felony Criminal Cases

MCLEAN COUNTY

Felony Charges Convicted by Highest Penalty Type

Penalty Type	Felony			MISDEMEANOR			Grand Total		
	Charges	% of Chgs	Cases	Charges	% of Chgs	Cases	Charges	% of Chgs	Cases
Incarcerated Prison	56	66.7%	37				56	36.1%	37
Incarcerated Jail	9	10.7%	8	33	46.5%	22	42	27.1%	24
Alternative: Probation	19	22.6%	16	31	43.7%	23	50	32.3%	31
Other Penalty				7	9.9%	7	7	4.5%	7
Grand Total	84	100.0%	57	71	100.0%	47	155	100.0%	72

27A.460(2) Percentages of fines, imprisonment, or other penalty assessment

Original & Final Plea Type

		GUILTY	NOT GUILTY	UNKNOWN PLEA TYPE	Grand Total
Felony Charges	Original Plea	36 (25.2%)	97 (67.8%)	10 (7.0%)	143 (100.0%)
	Final Plea	113 (79.0%)	20 (14.0%)	10 (7.0%)	143 (100.0%)
Felony amended to Non-Felony	Original Plea		11 (78.6%)	3 (21.4%)	14 (100.0%)
	Final Plea	3 (21.4%)	8 (57.1%)	3 (21.4%)	14 (100.0%)

27A.460(5) Percentage of pleas as charges

27A.460(6) Percentage of pleas to reduce charges

* A case may consist of one or multiple convicted charges, the distinct count on cases counts the case only once.

* Convicted charges, percent of charges and the distinct count of cases are sorted by the highest sentence penalty for each of the convicted charges (Guilty, Guilty - Multiple Counts, Prepayable Citation - Paid or Guilty - Sealed Sentence, Enhanced).



ADMINISTRATIVE OFFICE OF THE COURTS
Research and Statistics
 Annual Report FY 2022
 Circuit Court - Felony Criminal Cases

MCLEAN COUNTY

Cases can have multiple charges which are heard either by a Court Trial, Jury Trial, No Trial or by a combination of trial types. Depending upon the seriousness of the offense and the consequences of a Guilty verdict, defendants in Criminal Cases have the constitutional right to a jury of their peers. In a Jury Trial, the Judge decides questions of law and the jury decides whether the defendant is guilty or not guilty on each of the offenses charted. The cases are categorized by how all the charges within the case were disposed. If all charges were disposed by the same trial type, it is counted in the separate category, otherwise, it is counted within the "Mixed Trial" category. If a charge had no trial type entered or it had "No Trial", then it is counted in the "No Trial" category.

Cases by Trial Type
 27A.460(7), (8), (9), (10)

	Jury Trial	Mixed Trial Types	No Trial	Grand Total
Felony Amended Down to Non-Felony		2 15.38%	11 84.62%	13 100.00%
Felony Charges	1 1.11%	6 6.67%	83 92.22%	90 100.00%
Felony Convictions		5 8.77%	52 91.23%	57 100.00%

- 27A.460(7) Percentage of disposition to guilty as charged by trial
- 27A.460(8) Percentage of those found guilty of lesser charge by trial
- 27A.460(9) Percentage of cases where jury trial taken
- 27A.460(10) Percentage of trials which are bench (court) trials

Shock Probation by Disposition Type
 27A.440(3)(b)

	Denied	Granted	Grand Total
0026090 SHOCK PROBATION IN FELONY CONVICTIONS	59 96.72%	2 3.28%	61 100.00%

27A.440(3)(b) Extracted data on shock probation shall be placed in the annual report of the Administrative Office of the Courts

* A case may consist of one or multiple convicted charges, the distinct count on cases counts the case only once.
 * Other disposition types include: Denied, Extradition, Grand Jury, Granted, Merged, Mistrial, Grand Jury, Other, Remanded, and Sealed Records.



ADMINISTRATIVE OFFICE OF THE COURTS
Research and Statistics
 Annual Report FY 2022
 Circuit Court - Felony Criminal Cases

MCLEAN COUNTY

Youthful Offenders

There were 0 Felony level offenses and 0 Non-Felony level offenses disposed within 0 Circuit Criminal cases during the fiscal year. Non-Felony offenses include Misdemeanor, Violation, Local Ordinance, or Other level offenses within those cases.

27A.460(11)

Charges	Cases
0	0

27A.460(11) The number of juvenile offenders tried as an adult

Of the 0 Felony level offenses disposed within the Youthful Offender cases, 0 (None%) Charges were convicted

Youthful Offender

Felony Charges by Disposition Type	0	Grand Total
	0	0

Note: A youth charged prior to their 18th birthday, proceeded against as a youthful offender under KRS 635.020(7) may not be included in the above.

KRS 635.020(7) If a person who is eighteen (18) or older and before the court is charged with a felony that occurred prior to his eighteenth birthday, the court shall, upon motion of the county attorney made prior to adjudication, and after the county attorney has consulted with the Commonwealth's Attorney, that the child be proceeded against as a youthful offender, proceed in accordance with the provisions of KRS 640.010.

* A case may consist of one or multiple convicted charges, the distinct count on cases counts the case only once.

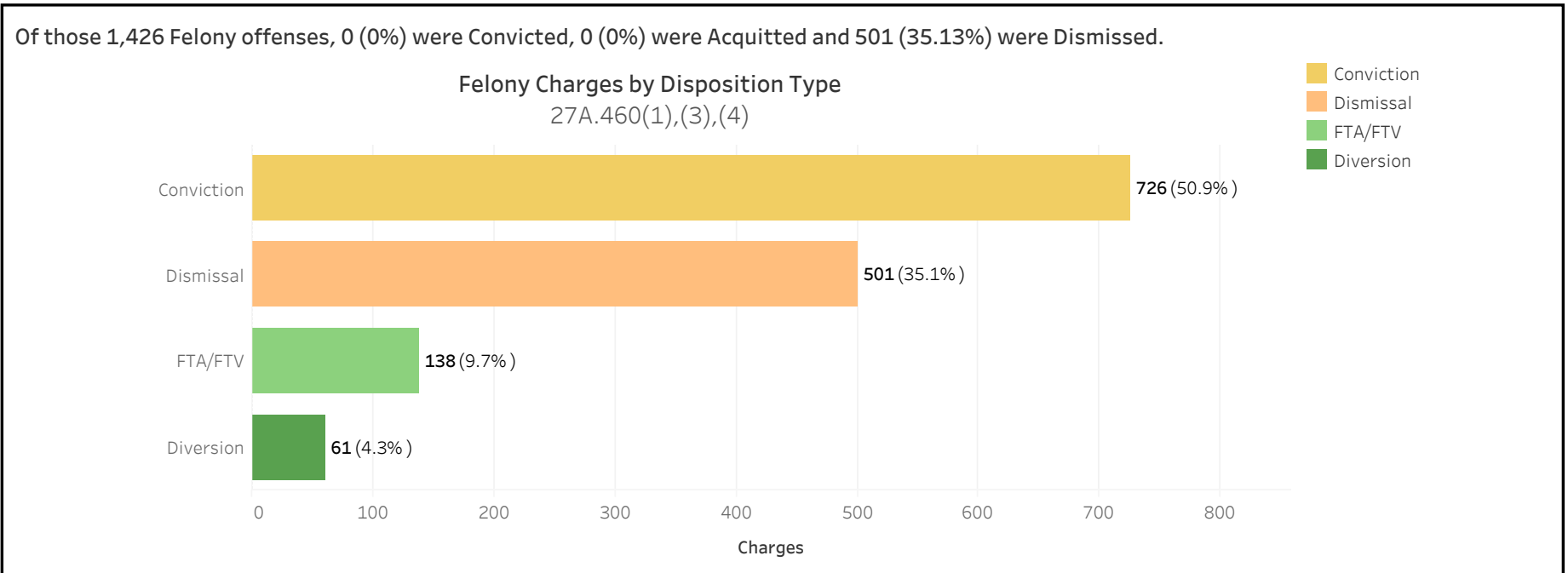


ADMINISTRATIVE OFFICE OF THE COURTS
Research and Statistics
 Annual Report FY 2022
 Circuit Court - Felony Criminal Cases

MADISON COUNTY

There were 1,426 Felony level offenses and 71 Non-Felony level offenses disposed within 800 Circuit Criminal cases during the Fiscal Year. Non-Felony offenses include Misdemeanor, Violation, Local Ordinance or Other level offenses within those cases.

		Charges	Cases
MADISON	Felony	1,426	740
	Felony amended to Non-Felony	71	



27A.460(1) Conviction Percentages
 27A.460(3) Percentage of Acquittals
 27A.460(4) Percentage of Dismissals

* A case may consist of one or multiple convicted charges, the distinct count on cases counts the case only once.
 * Other disposition types include: Denied, Extradition, Grand Jury, Granted, Merged, Mistrial, Grand Jury, Other, Remanded, and Sealed Records.



ADMINISTRATIVE OFFICE OF THE COURTS
Research and Statistics
 Annual Report FY 2022
 Circuit Court - Felony Criminal Cases

MADISON COUNTY

Felony Charges Convicted by Highest Penalty Type

Penalty Type	Felony			MISDEMEANOR			VIOLATION			Grand Total		
	Charges	% of Chgs	Cases	Charges	% of Chgs	Cases	Charges	% of Chgs	Cases	Charges	% of Chgs	Cases
Incarcerated Prison	230	31.7%	137							230	20.0%	137
Incarcerated Jail	184	25.4%	132	199	46.9%	132	1	100.0%	1	384	33.4%	197
Alternative: Probation	165	22.8%	126	101	23.8%	65				266	23.1%	128
Alternative: Cond. Discharged				20	4.7%	13				20	1.7%	13
Alternative Sentence	59	8.1%	58	9	2.1%	9				68	5.9%	64
Pay Fine	1	0.1%	1	3	0.7%	3				4	0.3%	4
Pay Court Cost	39	5.4%	39	6	1.4%	6				45	3.9%	45
Other Penalty	47	6.5%	35	84	19.8%	61				131	11.4%	79
No Sentence				2	0.5%	2				2	0.2%	2
Grand Total	725	100.0%	475	424	100.0%	279	1	100.0%	1	1,150	100.0%	522

27A.460(2) Percentages of fines, imprisonment, or other penalty assessment

Original & Final Plea Type

		GUILTY	NOT GUILTY	UNKNOWN PLEA TYPE	Grand Total
Felony Charges	Original Plea	25 (1.8%)	756 (53.0%)	645 (45.2%)	1,426 (100.0%)
	Final Plea	715 (50.1%)	66 (4.6%)	645 (45.2%)	1,426 (100.0%)
Felony amended to Non-Felony	Original Plea		4 (5.6%)	67 (94.4%)	71 (100.0%)
	Final Plea	1 (1.4%)	3 (4.2%)	67 (94.4%)	71 (100.0%)

27A.460(5) Percentage of pleas as charges

27A.460(6) Percentage of pleas to reduce charges

* A case may consist of one or multiple convicted charges, the distinct count on cases counts the case only once.

* Convicted charges, percent of charges and the distinct count of cases are sorted by the highest sentence penalty for each of the convicted charges (Guilty, Guilty - Multiple Counts, Prepayable Citation - Paid or Guilty - Sealed Sentence, Enhanced).



ADMINISTRATIVE OFFICE OF THE COURTS
Research and Statistics
 Annual Report FY 2022
 Circuit Court - Felony Criminal Cases

MADISON COUNTY

Cases can have multiple charges which are heard either by a Court Trial, Jury Trial, No Trial or by a combination of trial types. Depending upon the seriousness of the offense and the consequences of a Guilty verdict, defendants in Criminal Cases have the constitutional right to a jury of their peers. In a Jury Trial, the Judge decides questions of law and the jury decides whether the defendant is guilty or not guilty on each of the offenses charted. The cases are categorized by how all the charges within the case were disposed. If all charges were disposed by the same trial type, it is counted in the separate category, otherwise, it is counted within the "Mixed Trial" category. If a charge had no trial type entered or it had "No Trial", then it is counted in the "No Trial" category.

Cases by Trial Type

27A.460(7), (8), (9), (10)

	Mixed Trial Types	No Trial	Grand Total
Felony Amended Down to Non-Felony	4 6.67%	56 93.33%	60 100.00%
Felony Charges	73 9.86%	667 90.14%	740 100.00%
Felony Convictions	52 10.95%	423 89.05%	475 100.00%

- 27A.460(7) Percentage of disposition to guilty as charged by trial
- 27A.460(8) Percentage of those found guilty of lesser charge by trial
- 27A.460(9) Percentage of cases where jury trial taken
- 27A.460(10) Percentage of trials which are bench (court) trials

Shock Probation by Disposition Type

27A.440(3)(b)

	Denied	Granted	Grand Total
0026090 SHOCK PROBATION IN FELONY CONVICTIONS	20 60.61%	13 39.39%	33 100.00%

27A.440(3)(b) Extracted data on shock probation shall be placed in the annual report of the Administrative Office of the Courts

* A case may consist of one or multiple convicted charges, the distinct count on cases counts the case only once.
 * Other disposition types include: Denied, Extradition, Grand Jury, Granted, Merged, Mistrial, Grand Jury, Other, Remanded, and Sealed Records.



ADMINISTRATIVE OFFICE OF THE COURTS
Research and Statistics
Annual Report FY 2022
Circuit Court - Felony Criminal Cases

MADISON COUNTY

Youthful Offenders

There were 9 Felony level offenses and 0 Non-Felony level offenses disposed within 1 Circuit Criminal cases during the fiscal year. Non-Felony offenses include Misdemeanor, Violation, Local Ordinance, or Other level offenses within those cases.

27A.460(11)

	Charges	Cases
Felony	9	1
Felony amended to Non-Felony	0	0

27A.460(11) The number of juvenile offenders tried as an adult

Of the 9 Felony level offenses disposed within the Youthful Offender cases, 8 (88.89%) Charges were convicted

Youthful Offender

	Convictions	Dismissal	Grand Total
Felony Charges by Disposition Type	8	1	9

Note: A youth charged prior to their 18th birthday, proceeded against as a youthful offender under KRS 635.020(7) may not be included in the above.

KRS 635.020(7) If a person who is eighteen (18) or older and before the court is charged with a felony that occurred prior to his eighteenth birthday, the court shall, upon motion of the county attorney made prior to adjudication, and after the county attorney has consulted with the Commonwealth's Attorney, that the child be proceeded against as a youthful offender, proceed in accordance with the provisions of KRS 640.010.

* A case may consist of one or multiple convicted charges, the distinct count on cases counts the case only once.

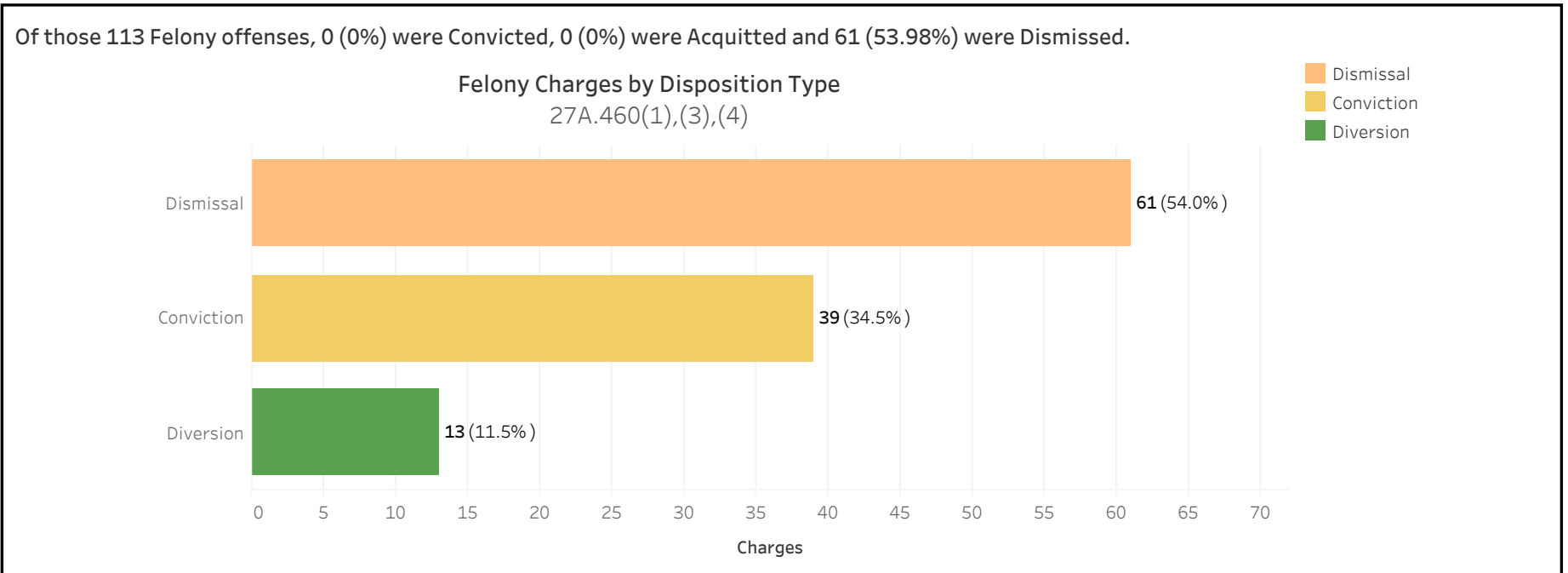


ADMINISTRATIVE OFFICE OF THE COURTS
Research and Statistics
 Annual Report FY 2022
 Circuit Court - Felony Criminal Cases

MAGOFFIN COUNTY

There were 113 Felony level offenses and 4 Non-Felony level offenses disposed within 56 Circuit Criminal cases during the Fiscal Year. Non-Felony offenses include Misdemeanor, Violation, Local Ordinance or Other level offenses within those cases.

		Charges	Cases
MAGOFFIN	Felony	113	52
	Felony amended to Non-Felony	4	



27A.460(1) Conviction Percentages
 27A.460(3) Percentage of Acquittals
 27A.460(4) Percentage of Dismissals

* A case may consist of one or multiple convicted charges, the distinct count on cases counts the case only once.
 * Other disposition types include: Denied, Extradition, Grand Jury, Granted, Merged, Mistrial, Grand Jury, Other, Remanded, and Sealed Records.



ADMINISTRATIVE OFFICE OF THE COURTS
Research and Statistics
 Annual Report FY 2022
 Circuit Court - Felony Criminal Cases

MAGOFFIN COUNTY

Felony Charges Convicted by Highest Penalty Type

Penalty Type	Felony			MISDEMEANOR			VIOLATION			Grand Total		
	Charges	% of Chgs	Cases	Charges	% of Chgs	Cases	Charges	% of Chgs	Cases	Charges	% of Chgs	Cases
Incarcerated Prison	18	46.2%	15							18	39.1%	15
Incarcerated Jail	2	5.1%	2	3	50.0%	3				5	10.9%	4
Alternative: Home Incarcerati..	5	12.8%	1							5	10.9%	1
Alternative: Probation	12	30.8%	11	1	16.7%	1				13	28.3%	12
Alternative: Cond. Discharged				1	16.7%	1				1	2.2%	1
Pay Fine				1	16.7%	1	1	100.0%	1	2	4.3%	2
Pay Court Cost	1	2.6%	1							1	2.2%	1
No Sentence	1	2.6%	1							1	2.2%	1
Grand Total	39	100.0%	30	6	100.0%	6	1	100.0%	1	46	100.0%	35

27A.460(2) Percentages of fines, imprisonment, or other penalty assessment

Original & Final Plea Type

		GUILTY	NOT GUILTY	UNKNOWN PLEA TYPE	Grand Total
Felony Charges	Original Plea		2 (1.8%)	111 (98.2%)	113 (100.0%)
	Final Plea	2 (1.8%)		111 (98.2%)	113 (100.0%)
Felony amended to Non-Felony	Original Plea			4 (100.0%)	4 (100.0%)
	Final Plea			4 (100.0%)	4 (100.0%)

27A.460(5) Percentage of pleas as charges

27A.460(6) Percentage of pleas to reduce charges

* A case may consist of one or multiple convicted charges, the distinct count on cases counts the case only once.

* Convicted charges, percent of charges and the distinct count of cases are sorted by the highest sentence penalty for each of the convicted charges (Guilty, Guilty - Multiple Counts, Prepayable Citation - Paid or Guilty - Sealed Sentence, Enhanced).



ADMINISTRATIVE OFFICE OF THE COURTS
Research and Statistics
 Annual Report FY 2022
 Circuit Court - Felony Criminal Cases

MAGOFFIN COUNTY

Cases can have multiple charges which are heard either by a Court Trial, Jury Trial, No Trial or by a combination of trial types. Depending upon the seriousness of the offense and the consequences of a Guilty verdict, defendants in Criminal Cases have the constitutional right to a jury of their peers. In a Jury Trial, the Judge decides questions of law and the jury decides whether the defendant is guilty or not guilty on each of the offenses charted. The cases are categorized by how all the charges within the case were disposed. If all charges were disposed by the same trial type, it is counted in the separate category, otherwise, it is counted within the "Mixed Trial" category. If a charge had no trial type entered or it had "No Trial", then it is counted in the "No Trial" category.

Cases by Trial Type

27A.460(7), (8), (9), (10)

	No Trial	Grand Total
Felony Amended Down to Non-Felony	4 100.0%	4 100.0%
Felony Charges	52 100.0%	52 100.0%
Felony Convictions	30 100.0%	30 100.0%

- 27A.460(7) Percentage of disposition to guilty as charged by trial
- 27A.460(8) Percentage of those found guilty of lesser charge by trial
- 27A.460(9) Percentage of cases where jury trial taken
- 27A.460(10) Percentage of trials which are bench (court) trials

Shock Probation by Disposition Type

27A.440(3)(b)

	Grand Total
0	0

27A.440(3)(b) Extracted data on shock probation shall be placed in the annual report of the Administrative Office of the Courts

* A case may consist of one or multiple convicted charges, the distinct count on cases counts the case only once.
 * Other disposition types include: Denied, Extradition, Grand Jury, Granted, Merged, Mistrial, Grand Jury, Other, Remanded, and Sealed Records.



ADMINISTRATIVE OFFICE OF THE COURTS
Research and Statistics
Annual Report FY 2022
Circuit Court - Felony Criminal Cases

MAGOFFIN COUNTY

Youthful Offenders

There were 0 Felony level offenses and 0 Non-Felony level offenses disposed within 0 Circuit Criminal cases during the fiscal year. Non-Felony offenses include Misdemeanor, Violation, Local Ordinance, or Other level offenses within those cases.

27A.460(11)

	Charges	Cases
	0	0

27A.460(11) The number of juvenile offenders tried as an adult

Of the 0 Felony level offenses disposed within the Youthful Offender cases, 0 (None%) Charges were convicted

Youthful Offender

		Grand Total
Felony Charges by Disposition Type	0	0

Note: A youth charged prior to their 18th birthday, proceeded against as a youthful offender under KRS 635.020(7) may not be included in the above.

KRS 635.020(7) If a person who is eighteen (18) or older and before the court is charged with a felony that occurred prior to his eighteenth birthday, the court shall, upon motion of the county attorney made prior to adjudication, and after the county attorney has consulted with the Commonwealth's Attorney, that the child be proceeded against as a youthful offender, proceed in accordance with the provisions of KRS 640.010.

* A case may consist of one or multiple convicted charges, the distinct count on cases counts the case only once.



ADMINISTRATIVE OFFICE OF THE COURTS
Research and Statistics
 Annual Report FY 2022
 Circuit Court - Felony Criminal Cases

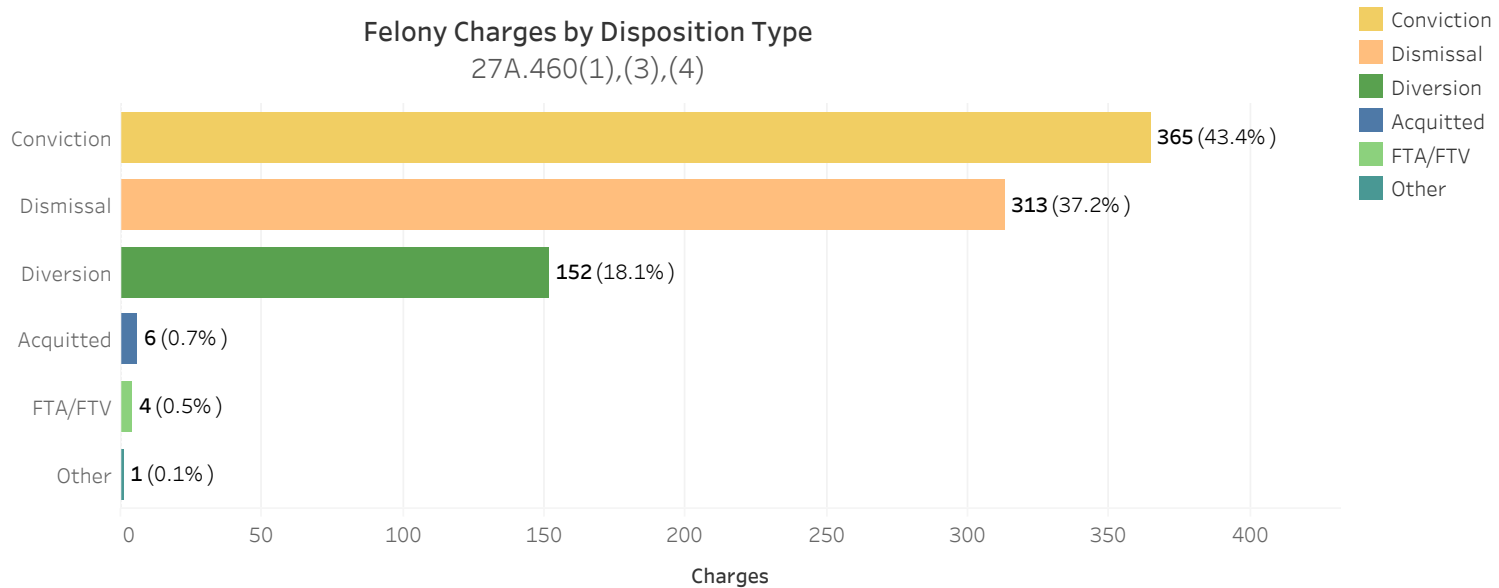
MARION COUNTY

There were 841 Felony level offenses and 50 Non-Felony level offenses disposed within 415 Circuit Criminal cases during the Fiscal Year. Non-Felony offenses include Misdemeanor, Violation, Local Ordinance or Other level offenses within those cases.

		Charges	Cases
MARION	Felony	841	377
	Felony amended to Non-Felony	50	

Of those 841 Felony offenses, 0 (0%) were Convicted, 6 (0.7134%) were Acquitted and 313 (37.22%) were Dismissed.

Felony Charges by Disposition Type
 27A.460(1),(3),(4)



27A.460(1) Conviction Percentages
 27A.460(3) Percentage of Acquittals
 27A.460(4) Percentage of Dismissals

* A case may consist of one or multiple convicted charges, the distinct count on cases counts the case only once.
 * Other disposition types include: Denied, Extradition, Grand Jury, Granted, Merged, Mistrial, Grand Jury, Other, Remanded, and Sealed Records.



ADMINISTRATIVE OFFICE OF THE COURTS
Research and Statistics
 Annual Report FY 2022
 Circuit Court - Felony Criminal Cases

MARION COUNTY

Felony Charges Convicted by Highest Penalty Type

Penalty Type	Felony			MISDEMEANOR			VIOLATION			Grand Total		
	Charges	% of Chgs	Cases	Charges	% of Chgs	Cases	Charges	% of Chgs	Cases	Charges	% of Chgs	Cases
Incarcerated Prison	158	43.6%	67	1	0.2%	1				159	17.9%	67
Incarcerated Jail	34	9.4%	24	131	31.1%	64	1	1.0%	1	166	18.7%	74
Alternative: Probation	61	16.9%	34	211	50.1%	118	1	1.0%	1	273	30.8%	134
Alternative Sentence	73	20.2%	49	33	7.8%	22	74	71.8%	38	180	20.3%	89
Pay Fine							2	1.9%	2	2	0.2%	2
Pay Court Cost	3	0.8%	3	3	0.7%	3				6	0.7%	6
Other Penalty	29	8.0%	24	36	8.6%	29	24	23.3%	18	89	10.0%	65
No Sentence	4	1.1%	2	6	1.4%	6	1	1.0%	1	11	1.2%	8
Grand Total	362	100.0%	200	421	100.0%	213	103	100.0%	57	886	100.0%	285

27A.460(2) Percentages of fines, imprisonment, or other penalty assessment

Original & Final Plea Type

		GUILTY	NOT GUILTY	UNKNOWN PLEA TYPE	Grand Total
Felony Charges	Original Plea	1 (0.1%)	12 (1.4%)	828 (98.5%)	841 (100.0%)
	Final Plea	1 (0.1%)	12 (1.4%)	828 (98.5%)	841 (100.0%)
Felony amended to Non-Felony	Original Plea		2 (4.0%)	48 (96.0%)	50 (100.0%)
	Final Plea		2 (4.0%)	48 (96.0%)	50 (100.0%)

27A.460(5) Percentage of pleas as charges

27A.460(6) Percentage of pleas to reduce charges

* A case may consist of one or multiple convicted charges, the distinct count on cases counts the case only once.

* Convicted charges, percent of charges and the distinct count of cases are sorted by the highest sentence penalty for each of the convicted charges (Guilty, Guilty - Multiple Counts, Prepayable Citation - Paid or Guilty - Sealed Sentence, Enhanced).



ADMINISTRATIVE OFFICE OF THE COURTS
Research and Statistics
 Annual Report FY 2022
 Circuit Court - Felony Criminal Cases

MARION COUNTY

Cases can have multiple charges which are heard either by a Court Trial, Jury Trial, No Trial or by a combination of trial types. Depending upon the seriousness of the offense and the consequences of a Guilty verdict, defendants in Criminal Cases have the constitutional right to a jury of their peers. In a Jury Trial, the Judge decides questions of law and the jury decides whether the defendant is guilty or not guilty on each of the offenses charted. The cases are categorized by how all the charges within the case were disposed. If all charges were disposed by the same trial type, it is counted in the separate category, otherwise, it is counted within the "Mixed Trial" category. If a charge had no trial type entered or it had "No Trial", then it is counted in the "No Trial" category.

Cases by Trial Type
 27A.460(7), (8), (9), (10)

	Jury Trial	Mixed Trial Types	No Trial	Grand Total
Felony Amended Down to Non-Felony	1 2.63%	1 2.63%	36 94.74%	38 100.00%
Felony Charges	5 1.33%	2 0.53%	370 98.14%	377 100.00%
Felony Convictions	3 1.49%	1 0.50%	198 98.02%	202 100.00%

- 27A.460(7) Percentage of disposition to guilty as charged by trial
- 27A.460(8) Percentage of those found guilty of lesser charge by trial
- 27A.460(9) Percentage of cases where jury trial taken
- 27A.460(10) Percentage of trials which are bench (court) trials

Shock Probation by Disposition Type
 27A.440(3)(b)

	Denied	Granted	Grand Total
0026090 SHOCK PROBATION IN FELONY CONVICTIONS	33 82.50%	7 17.50%	40 100.00%

27A.440(3)(b) Extracted data on shock probation shall be placed in the annual report of the Administrative Office of the Courts

* A case may consist of one or multiple convicted charges, the distinct count on cases counts the case only once.
 * Other disposition types include: Denied, Extradition, Grand Jury, Granted, Merged, Mistrial, Grand Jury, Other, Remanded, and Sealed Records.



ADMINISTRATIVE OFFICE OF THE COURTS
Research and Statistics
 Annual Report FY 2022
 Circuit Court - Felony Criminal Cases

MARION COUNTY

Youthful Offenders

There were 0 Felony level offenses and 0 Non-Felony level offenses disposed within 0 Circuit Criminal cases during the fiscal year. Non-Felony offenses include Misdemeanor, Violation, Local Ordinance, or Other level offenses within those cases.

27A.460(11)

Charges	Cases
0	0

27A.460(11) The number of juvenile offenders tried as an adult

Of the 0 Felony level offenses disposed within the Youthful Offender cases, 0 (None%) Charges were convicted

Youthful Offender

Felony Charges by Disposition Type	0	Grand Total	0

Note: A youth charged prior to their 18th birthday, proceeded against as a youthful offender under KRS 635.020(7) may not be included in the above.

KRS 635.020(7) If a person who is eighteen (18) or older and before the court is charged with a felony that occurred prior to his eighteenth birthday, the court shall, upon motion of the county attorney made prior to adjudication, and after the county attorney has consulted with the Commonwealth's Attorney, that the child be proceeded against as a youthful offender, proceed in accordance with the provisions of KRS 640.010.

* A case may consist of one or multiple convicted charges, the distinct count on cases counts the case only once.

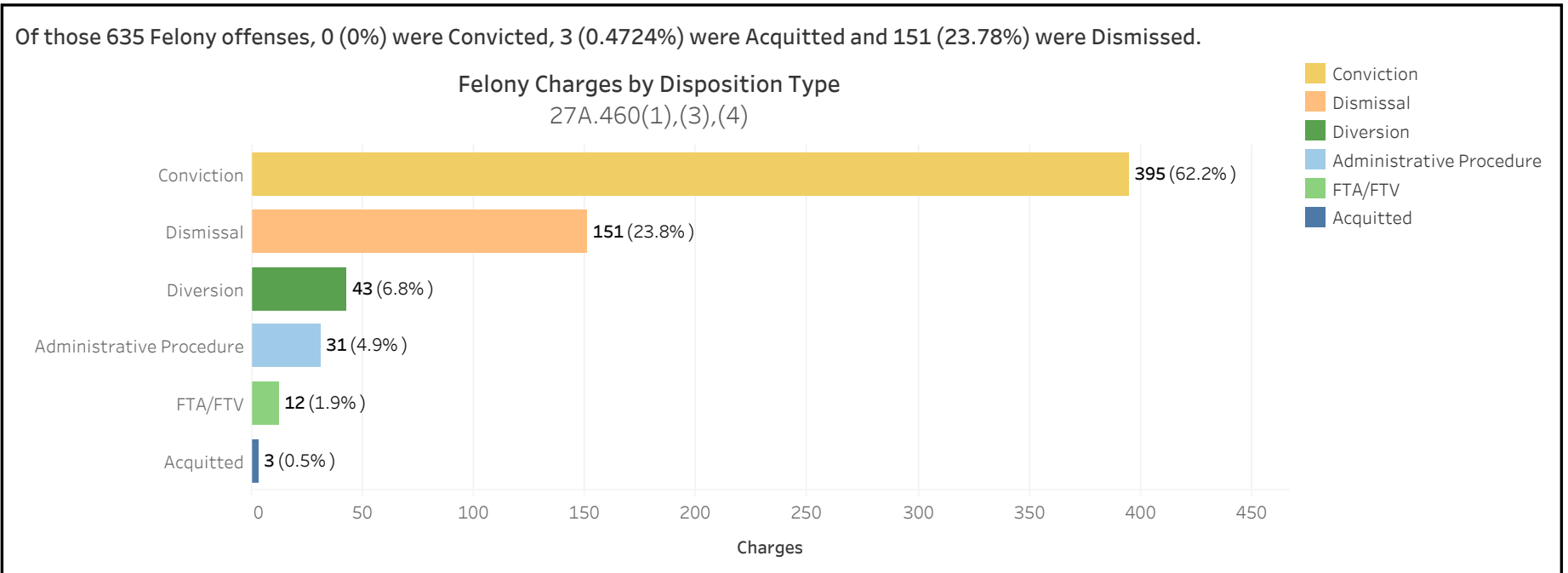


ADMINISTRATIVE OFFICE OF THE COURTS
Research and Statistics
 Annual Report FY 2022
 Circuit Court - Felony Criminal Cases

MARSHALL COUNTY

There were 635 Felony level offenses and 24 Non-Felony level offenses disposed within 347 Circuit Criminal cases during the Fiscal Year. Non-Felony offenses include Misdemeanor, Violation, Local Ordinance or Other level offenses within those cases.

		Charges	Cases
MARSHALL	Felony	635	327
	Felony amended to Non-Felony	24	



27A.460(1) Conviction Percentages
 27A.460(3) Percentage of Acquittals
 27A.460(4) Percentage of Dismissals

* A case may consist of one or multiple convicted charges, the distinct count on cases counts the case only once.
 * Other disposition types include: Denied, Extradition, Grand Jury, Granted, Merged, Mistrial, Grand Jury, Other, Remanded, and Sealed Records.



ADMINISTRATIVE OFFICE OF THE COURTS
Research and Statistics
 Annual Report FY 2022
 Circuit Court - Felony Criminal Cases

MARSHALL COUNTY

Felony Charges Convicted by Highest Penalty Type

Penalty Type	Felony			MISDEMEANOR			VIOLATION			Grand Total		
	Charges	% of Chgs	Cases	Charges	% of Chgs	Cases	Charges	% of Chgs	Cases	Charges	% of Chgs	Cases
Incarcerated Prison	230	58.2%	74							230	43.2%	74
Incarcerated Jail	15	3.8%	15	71	52.2%	45				86	16.2%	53
Alternative: Probation	90	22.8%	70	9	6.6%	5				99	18.6%	72
Alternative: Cond. Discharged	2	0.5%	1	40	29.4%	28				42	7.9%	28
Alternative Sentence	3	0.8%	3							3	0.6%	3
Pay Fine				1	0.7%	1	1	100.0%	1	2	0.4%	2
Pay Court Cost	4	1.0%	4	1	0.7%	1				5	0.9%	4
Other Penalty	32	8.1%	22	4	2.9%	2				36	6.8%	24
No Sentence	19	4.8%	13	10	7.4%	6				29	5.5%	16
Grand Total	395	100.0%	193	136	100.0%	84	1	100.0%	1	532	100.0%	221

27A.460(2) Percentages of fines, imprisonment, or other penalty assessment

Original & Final Plea Type

		GUILTY	NOT GUILTY	UNKNOWN PLEA TYPE	Grand Total
Felony Charges	Original Plea	23 (3.6%)	451 (71.0%)	161 (25.4%)	635 (100.0%)
	Final Plea	438 (69.0%)	36 (5.7%)	161 (25.4%)	635 (100.0%)
Felony amended to Non-Felony	Original Plea		6 (25.0%)	18 (75.0%)	24 (100.0%)
	Final Plea		6 (25.0%)	18 (75.0%)	24 (100.0%)

27A.460(5) Percentage of pleas as charges

27A.460(6) Percentage of pleas to reduce charges

* A case may consist of one or multiple convicted charges, the distinct count on cases counts the case only once.

* Convicted charges, percent of charges and the distinct count of cases are sorted by the highest sentence penalty for each of the convicted charges (Guilty, Guilty - Multiple Counts, Prepayable Citation - Paid or Guilty - Sealed Sentence, Enhanced).



ADMINISTRATIVE OFFICE OF THE COURTS
Research and Statistics
 Annual Report FY 2022
 Circuit Court - Felony Criminal Cases

MARSHALL COUNTY

Cases can have multiple charges which are heard either by a Court Trial, Jury Trial, No Trial or by a combination of trial types. Depending upon the seriousness of the offense and the consequences of a Guilty verdict, defendants in Criminal Cases have the constitutional right to a jury of their peers. In a Jury Trial, the Judge decides questions of law and the jury decides whether the defendant is guilty or not guilty on each of the offenses charted. The cases are categorized by how all the charges within the case were disposed. If all charges were disposed by the same trial type, it is counted in the separate category, otherwise, it is counted within the "Mixed Trial" category. If a charge had no trial type entered or it had "No Trial", then it is counted in the "No Trial" category.

Cases by Trial Type
 27A.460(7), (8), (9), (10)

	Jury Trial	Mixed Trial Types	No Trial	Grand Total
Felony Amended Down to Non-Felony		1 5.00%	19 95.00%	20 100.00%
Felony Charges	2 0.61%	33 10.09%	292 89.30%	327 100.00%
Felony Convictions	1 0.52%	32 16.58%	160 82.90%	193 100.00%

- 27A.460(7) Percentage of disposition to guilty as charged by trial
- 27A.460(8) Percentage of those found guilty of lesser charge by trial
- 27A.460(9) Percentage of cases where jury trial taken
- 27A.460(10) Percentage of trials which are bench (court) trials

Shock Probation by Disposition Type
 27A.440(3)(b)

	Denied	Granted	Withdrawn	Grand Total
0026090 SHOCK PROBATION IN FELONY CONVICTIONS	48 57.14%	35 41.67%	1 1.19%	84 100.00%

27A.440(3)(b) Extracted data on shock probation shall be placed in the annual report of the Administrative Office of the Courts

* A case may consist of one or multiple convicted charges, the distinct count on cases counts the case only once.
 * Other disposition types include: Denied, Extradition, Grand Jury, Granted, Merged, Mistrial, Grand Jury, Other, Remanded, and Sealed Records.



ADMINISTRATIVE OFFICE OF THE COURTS
Research and Statistics
 Annual Report FY 2022
 Circuit Court - Felony Criminal Cases

MARSHALL COUNTY

Youthful Offenders

There were 0 Felony level offenses and 0 Non-Felony level offenses disposed within 0 Circuit Criminal cases during the fiscal year. Non-Felony offenses include Misdemeanor, Violation, Local Ordinance, or Other level offenses within those cases.

27A.460(11)

Charges	Cases
0	0

27A.460(11) The number of juvenile offenders tried as an adult

Of the 0 Felony level offenses disposed within the Youthful Offender cases, 0 (None%) Charges were convicted

Youthful Offender

Felony Charges by Disposition Type	0	Grand Total	0

Note: A youth charged prior to their 18th birthday, proceeded against as a youthful offender under KRS 635.020(7) may not be included in the above.

KRS 635.020(7) If a person who is eighteen (18) or older and before the court is charged with a felony that occurred prior to his eighteenth birthday, the court shall, upon motion of the county attorney made prior to adjudication, and after the county attorney has consulted with the Commonwealth's Attorney, that the child be proceeded against as a youthful offender, proceed in accordance with the provisions of KRS 640.010.

* A case may consist of one or multiple convicted charges, the distinct count on cases counts the case only once.

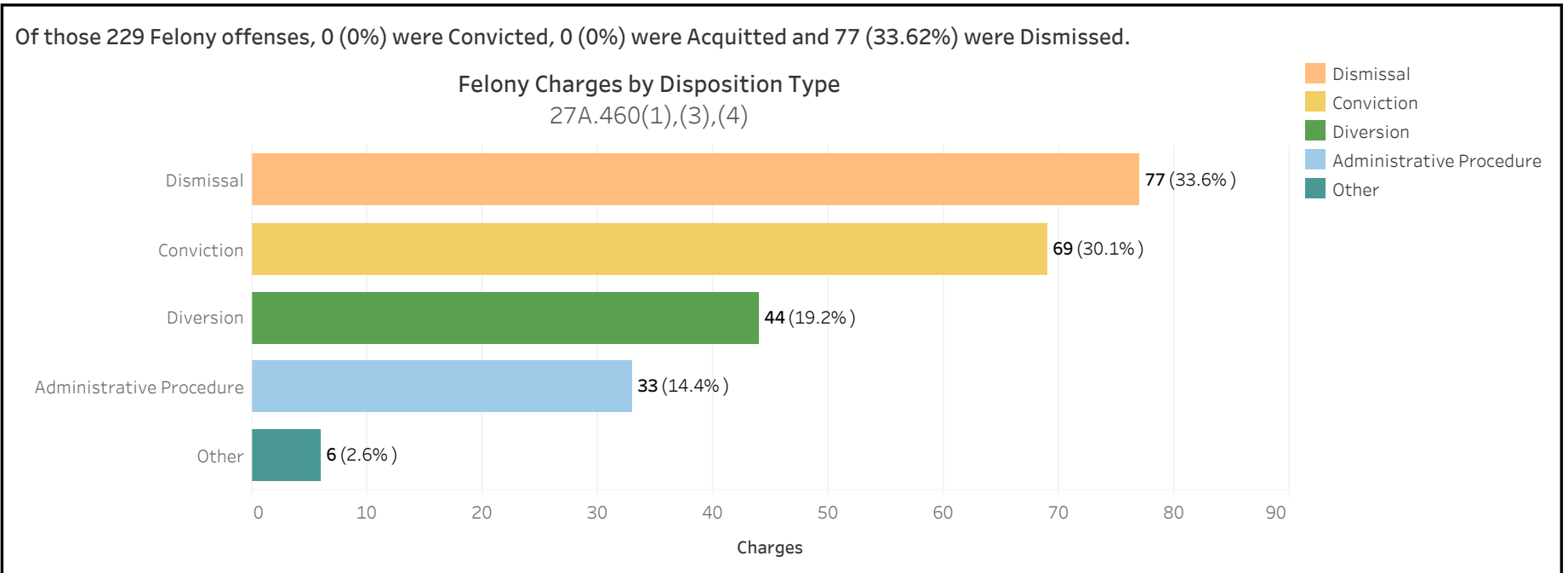


ADMINISTRATIVE OFFICE OF THE COURTS
Research and Statistics
 Annual Report FY 2022
 Circuit Court - Felony Criminal Cases

MARTIN COUNTY

There were 229 Felony level offenses and 37 Non-Felony level offenses disposed within 196 Circuit Criminal cases during the Fiscal Year. Non-Felony offenses include Misdemeanor, Violation, Local Ordinance or Other level offenses within those cases.

		Charges	Cases
MARTIN	Felony	229	168
	Felony amended to Non-Felony	37	



27A.460(1) Conviction Percentages
 27A.460(3) Percentage of Acquittals
 27A.460(4) Percentage of Dismissals

* A case may consist of one or multiple convicted charges, the distinct count on cases counts the case only once.
 * Other disposition types include: Denied, Extradition, Grand Jury, Granted, Merged, Mistrial, Grand Jury, Other, Remanded, and Sealed Records.



ADMINISTRATIVE OFFICE OF THE COURTS
Research and Statistics
 Annual Report FY 2022
 Circuit Court - Felony Criminal Cases

MARTIN COUNTY

Felony Charges Convicted by Highest Penalty Type

Penalty Type	Felony			MISDEMEANOR			Grand Total		
	Charges	% of Chgs	Cases	Charges	% of Chgs	Cases	Charges	% of Chgs	Cases
Incarcerated Prison	26	37.7%	19				26	15.9%	19
Incarcerated Jail	4	5.8%	3	26	27.4%	12	30	18.3%	13
Alternative: Probation	39	56.5%	31	59	62.1%	39	98	59.8%	53
Alternative: Cond. Discharged				1	1.1%	1	1	0.6%	1
Other Penalty				9	9.5%	3	9	5.5%	3
Grand Total	69	100.0%	53	95	100.0%	55	164	100.0%	83

27A.460(2) Percentages of fines, imprisonment, or other penalty assessment

Original & Final Plea Type

		GUILTY	NOT GUILTY	UNKNOWN PLEA TYPE	Grand Total
Felony Charges	Original Plea		134 (58.5%)	95 (41.5%)	229 (100.0%)
	Final Plea	133 (58.1%)	1 (0.4%)	95 (41.5%)	229 (100.0%)
Felony amended to Non-Felony	Original Plea			37 (100.0%)	37 (100.0%)
	Final Plea			37 (100.0%)	37 (100.0%)

27A.460(5) Percentage of pleas as charges

27A.460(6) Percentage of pleas to reduce charges

* A case may consist of one or multiple convicted charges, the distinct count on cases counts the case only once.

* Convicted charges, percent of charges and the distinct count of cases are sorted by the highest sentence penalty for each of the convicted charges (Guilty, Guilty - Multiple Counts, Prepayable Citation - Paid or Guilty - Sealed Sentence, Enhanced).



ADMINISTRATIVE OFFICE OF THE COURTS
Research and Statistics
 Annual Report FY 2022
 Circuit Court - Felony Criminal Cases

MARTIN COUNTY

Cases can have multiple charges which are heard either by a Court Trial, Jury Trial, No Trial or by a combination of trial types. Depending upon the seriousness of the offense and the consequences of a Guilty verdict, defendants in Criminal Cases have the constitutional right to a jury of their peers. In a Jury Trial, the Judge decides questions of law and the jury decides whether the defendant is guilty or not guilty on each of the offenses charted. The cases are categorized by how all the charges within the case were disposed. If all charges were disposed by the same trial type, it is counted in the separate category, otherwise, it is counted within the "Mixed Trial" category. If a charge had no trial type entered or it had "No Trial", then it is counted in the "No Trial" category.

Cases by Trial Type

27A.460(7), (8), (9), (10)

	No Trial	Grand Total
Felony Amended Down to Non-Felony	28 100.0%	28 100.0%
Felony Charges	168 100.0%	168 100.0%
Felony Convictions	53 100.0%	53 100.0%

- 27A.460(7) Percentage of disposition to guilty as charged by trial
- 27A.460(8) Percentage of those found guilty of lesser charge by trial
- 27A.460(9) Percentage of cases where jury trial taken
- 27A.460(10) Percentage of trials which are bench (court) trials

Shock Probation by Disposition Type

27A.440(3)(b)

	Grand Total
0	0

27A.440(3)(b) Extracted data on shock probation shall be placed in the annual report of the Administrative Office of the Courts

* A case may consist of one or multiple convicted charges, the distinct count on cases counts the case only once.
 * Other disposition types include: Denied, Extradition, Grand Jury, Granted, Merged, Mistrial, Grand Jury, Other, Remanded, and Sealed Records.



ADMINISTRATIVE OFFICE OF THE COURTS
Research and Statistics
 Annual Report FY 2022
 Circuit Court - Felony Criminal Cases

MARTIN COUNTY

Youthful Offenders

There were 0 Felony level offenses and 0 Non-Felony level offenses disposed within 0 Circuit Criminal cases during the fiscal year. Non-Felony offenses include Misdemeanor, Violation, Local Ordinance, or Other level offenses within those cases.

27A.460(11)

Charges	Cases
0	0

27A.460(11) The number of juvenile offenders tried as an adult

Of the 0 Felony level offenses disposed within the Youthful Offender cases, 0 (None%) Charges were convicted

Youthful Offender

Felony Charges by Disposition Type	0	Grand Total	0

Note: A youth charged prior to their 18th birthday, proceeded against as a youthful offender under KRS 635.020(7) may not be included in the above.

KRS 635.020(7) If a person who is eighteen (18) or older and before the court is charged with a felony that occurred prior to his eighteenth birthday, the court shall, upon motion of the county attorney made prior to adjudication, and after the county attorney has consulted with the Commonwealth's Attorney, that the child be proceeded against as a youthful offender, proceed in accordance with the provisions of KRS 640.010.

* A case may consist of one or multiple convicted charges, the distinct count on cases counts the case only once.

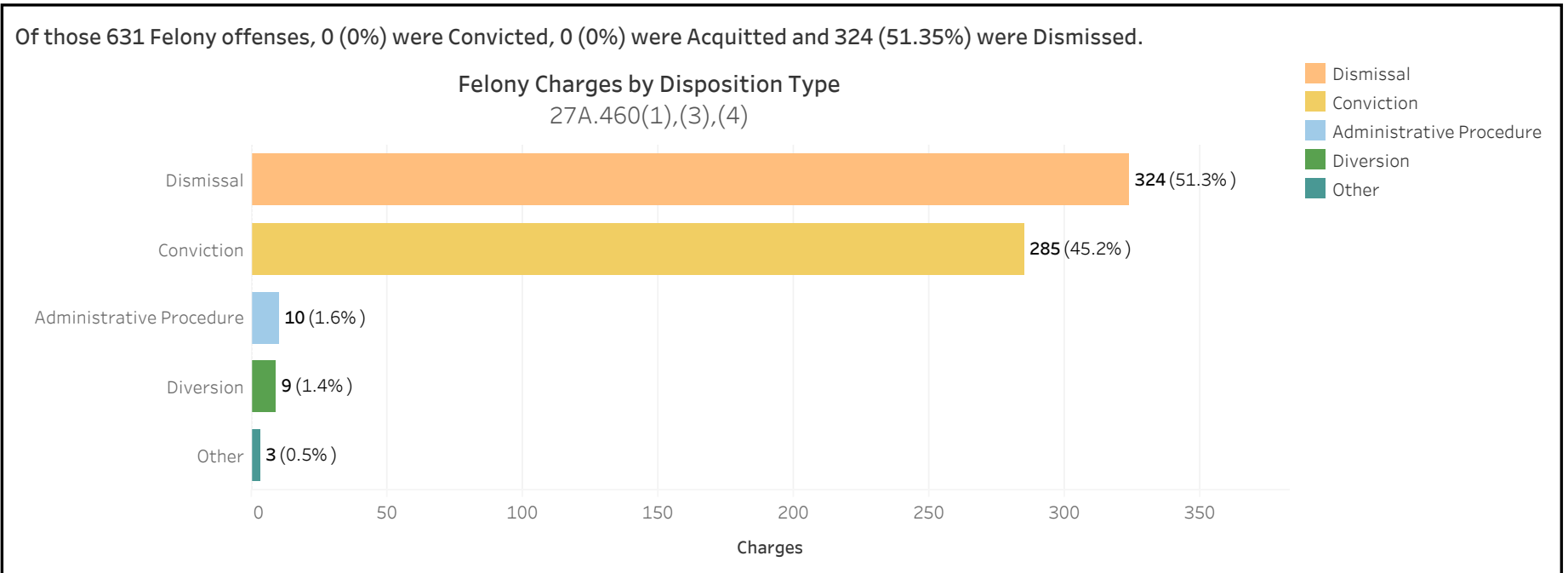


ADMINISTRATIVE OFFICE OF THE COURTS
Research and Statistics
 Annual Report FY 2022
 Circuit Court - Felony Criminal Cases

MASON COUNTY

There were 631 Felony level offenses and 28 Non-Felony level offenses disposed within 265 Circuit Criminal cases during the Fiscal Year. Non-Felony offenses include Misdemeanor, Violation, Local Ordinance or Other level offenses within those cases.

		Charges	Cases
MASON	Felony	631	248
	Felony amended to Non-Felony	28	



27A.460(1) Conviction Percentages
 27A.460(3) Percentage of Acquittals
 27A.460(4) Percentage of Dismissals

* A case may consist of one or multiple convicted charges, the distinct count on cases counts the case only once.
 * Other disposition types include: Denied, Extradition, Grand Jury, Granted, Merged, Mistrial, Grand Jury, Other, Remanded, and Sealed Records.



ADMINISTRATIVE OFFICE OF THE COURTS
Research and Statistics
 Annual Report FY 2022
 Circuit Court - Felony Criminal Cases

MASON COUNTY

Felony Charges Convicted by Highest Penalty Type

Penalty Type	Felony			MISDEMEANOR			VIOLATION			Grand Total		
	Charges	% of Chgs	Cases	Charges	% of Chgs	Cases	Charges	% of Chgs	Cases	Charges	% of Chgs	Cases
Incarcerated Prison	171	62.2%	103							171	41.7%	103
Incarcerated Jail	55	20.0%	48	84	65.1%	59	1	16.7%	1	140	34.1%	91
Alternative: Probation				1	0.8%	1				1	0.2%	1
Alternative: Cond. Discharged				5	3.9%	5				5	1.2%	5
Alternative Sentence	37	13.5%	37	3	2.3%	3	1	16.7%	1	41	10.0%	41
Pay Fine				6	4.7%	4	3	50.0%	3	9	2.2%	7
Other Penalty	10	3.6%	8	21	16.3%	15	1	16.7%	1	32	7.8%	20
No Sentence	2	0.7%	2	9	7.0%	3				11	2.7%	5
Grand Total	275	100.0%	183	129	100.0%	81	6	100.0%	6	410	100.0%	210

27A.460(2) Percentages of fines, imprisonment, or other penalty assessment

Original & Final Plea Type

		GUILTY	NOT GUILTY	UNKNOWN PLEA TYPE	Grand Total
Felony Charges	Original Plea	45 (7.1%)	288 (45.6%)	298 (47.2%)	631 (100.0%)
	Final Plea	312 (49.4%)	21 (3.3%)	298 (47.2%)	631 (100.0%)
Felony amended to Non-Felony	Original Plea		21 (75.0%)	7 (25.0%)	28 (100.0%)
	Final Plea		21 (75.0%)	7 (25.0%)	28 (100.0%)

27A.460(5) Percentage of pleas as charges

27A.460(6) Percentage of pleas to reduce charges

* A case may consist of one or multiple convicted charges, the distinct count on cases counts the case only once.

* Convicted charges, percent of charges and the distinct count of cases are sorted by the highest sentence penalty for each of the convicted charges (Guilty, Guilty - Multiple Counts, Prepayable Citation - Paid or Guilty - Sealed Sentence, Enhanced).



ADMINISTRATIVE OFFICE OF THE COURTS
Research and Statistics
 Annual Report FY 2022
 Circuit Court - Felony Criminal Cases

MASON COUNTY

Cases can have multiple charges which are heard either by a Court Trial, Jury Trial, No Trial or by a combination of trial types. Depending upon the seriousness of the offense and the consequences of a Guilty verdict, defendants in Criminal Cases have the constitutional right to a jury of their peers. In a Jury Trial, the Judge decides questions of law and the jury decides whether the defendant is guilty or not guilty on each of the offenses charted. The cases are categorized by how all the charges within the case were disposed. If all charges were disposed by the same trial type, it is counted in the separate category, otherwise, it is counted within the "Mixed Trial" category. If a charge had no trial type entered or it had "No Trial", then it is counted in the "No Trial" category.

Cases by Trial Type

27A.460(7), (8), (9), (10)

	No Trial	Grand Total
Felony Amended Down to Non-Felony	17 100.0%	17 100.0%
Felony Charges	248 100.0%	248 100.0%
Felony Convictions	184 100.0%	184 100.0%

- 27A.460(7) Percentage of disposition to guilty as charged by trial
- 27A.460(8) Percentage of those found guilty of lesser charge by trial
- 27A.460(9) Percentage of cases where jury trial taken
- 27A.460(10) Percentage of trials which are bench (court) trials

Shock Probation by Disposition Type

27A.440(3)(b)

	Denied	Granted	Vacated	Grand Total
0026090 SHOCK PROBATION IN FELONY CONVICTIONS	91 73.98%	31 25.20%	1 0.81%	123 100.00%
0026100 SHOCK PROBATION IN MISDEMEANOR CONVICTIONS	1 100.00%			1 100.00%

27A.440(3)(b) Extracted data on shock probation shall be placed in the annual report of the Administrative Office of the Courts

* A case may consist of one or multiple convicted charges, the distinct count on cases counts the case only once.

* Other disposition types include: Denied, Extradition, Grand Jury, Granted, Merged, Mistrial, Grand Jury, Other, Remanded, and Sealed Records.



ADMINISTRATIVE OFFICE OF THE COURTS
Research and Statistics
 Annual Report FY 2022
 Circuit Court - Felony Criminal Cases

MASON COUNTY

Youthful Offenders

There were 0 Felony level offenses and 0 Non-Felony level offenses disposed within 0 Circuit Criminal cases during the fiscal year. Non-Felony offenses include Misdemeanor, Violation, Local Ordinance, or Other level offenses within those cases.

27A.460(11)

Charges	Cases
0	0

27A.460(11) The number of juvenile offenders tried as an adult

Of the 0 Felony level offenses disposed within the Youthful Offender cases, 0 (None%) Charges were convicted

Youthful Offender

Felony Charges by Disposition Type	0	Grand Total	0

Note: A youth charged prior to their 18th birthday, proceeded against as a youthful offender under KRS 635.020(7) may not be included in the above.

KRS 635.020(7) If a person who is eighteen (18) or older and before the court is charged with a felony that occurred prior to his eighteenth birthday, the court shall, upon motion of the county attorney made prior to adjudication, and after the county attorney has consulted with the Commonwealth's Attorney, that the child be proceeded against as a youthful offender, proceed in accordance with the provisions of KRS 640.010.

* A case may consist of one or multiple convicted charges, the distinct count on cases counts the case only once.

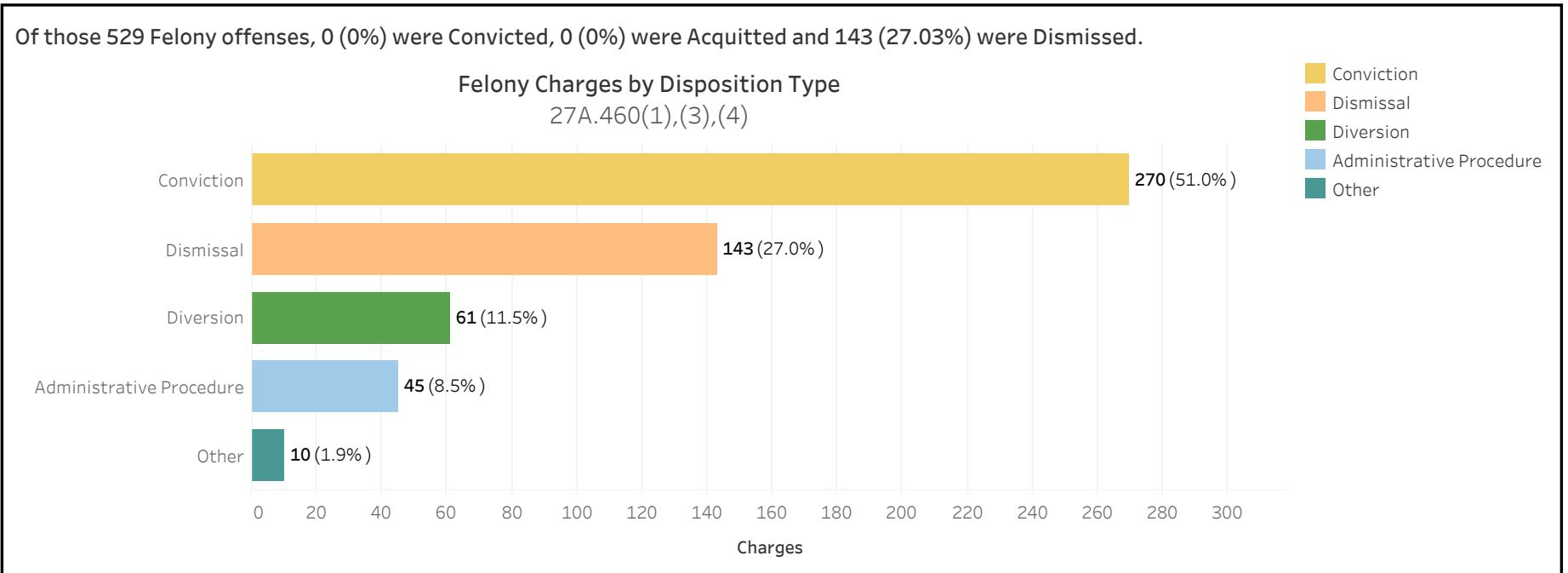


ADMINISTRATIVE OFFICE OF THE COURTS
Research and Statistics
 Annual Report FY 2022
 Circuit Court - Felony Criminal Cases

MEADE COUNTY

There were 529 Felony level offenses and 17 Non-Felony level offenses disposed within 258 Circuit Criminal cases during the Fiscal Year. Non-Felony offenses include Misdemeanor, Violation, Local Ordinance or Other level offenses within those cases.

		Charges	Cases
MEADE	Felony	529	244
	Felony amended to Non-Felony	17	



27A.460(1) Conviction Percentages
 27A.460(3) Percentage of Acquittals
 27A.460(4) Percentage of Dismissals

* A case may consist of one or multiple convicted charges, the distinct count on cases counts the case only once.
 * Other disposition types include: Denied, Extradition, Grand Jury, Granted, Merged, Mistrial, Grand Jury, Other, Remanded, and Sealed Records.



ADMINISTRATIVE OFFICE OF THE COURTS
Research and Statistics
 Annual Report FY 2022
 Circuit Court - Felony Criminal Cases

MEADE COUNTY

Felony Charges Convicted by Highest Penalty Type

Penalty Type	Felony			MISDEMEANOR			VIOLATION			Grand Total		
	Charges	% of Chgs	Cases	Charges	% of Chgs	Cases	Charges	% of Chgs	Cases	Charges	% of Chgs	Cases
Incarcerated Prison	107	43.0%	44	3	3.1%	2				110	31.7%	44
Incarcerated Jail	26	10.4%	13	36	37.1%	23				62	17.9%	33
Alternative: Probation	46	18.5%	34	24	24.7%	16				70	20.2%	41
Alternative Sentence	1	0.4%	1	2	2.1%	2				3	0.9%	3
Pay Fine	4	1.6%	4	5	5.2%	4	1	100.0%	1	10	2.9%	9
Pay Court Cost	6	2.4%	6	2	2.1%	2				8	2.3%	8
Other Penalty	58	23.3%	34	24	24.7%	15				82	23.6%	39
No Sentence	1	0.4%	1	1	1.0%	1				2	0.6%	2
Grand Total	249	100.0%	129	97	100.0%	60	1	100.0%	1	347	100.0%	147

27A.460(2) Percentages of fines, imprisonment, or other penalty assessment

Original & Final Plea Type

		GUILTY	NOT GUILTY	UNKNOWN PLEA TYPE	Grand Total
Felony Charges	Original Plea	6 (1.1%)	321 (60.7%)	202 (38.2%)	529 (100.0%)
	Final Plea	320 (60.5%)	7 (1.3%)	202 (38.2%)	529 (100.0%)
Felony amended to Non-Felony	Original Plea		1 (5.9%)	16 (94.1%)	17 (100.0%)
	Final Plea	1 (5.9%)		16 (94.1%)	17 (100.0%)

27A.460(5) Percentage of pleas as charges

27A.460(6) Percentage of pleas to reduce charges

* A case may consist of one or multiple convicted charges, the distinct count on cases counts the case only once.

* Convicted charges, percent of charges and the distinct count of cases are sorted by the highest sentence penalty for each of the convicted charges (Guilty, Guilty - Multiple Counts, Prepayable Citation - Paid or Guilty - Sealed Sentence, Enhanced).



ADMINISTRATIVE OFFICE OF THE COURTS
Research and Statistics
 Annual Report FY 2022
 Circuit Court - Felony Criminal Cases

MEADE COUNTY

Cases can have multiple charges which are heard either by a Court Trial, Jury Trial, No Trial or by a combination of trial types. Depending upon the seriousness of the offense and the consequences of a Guilty verdict, defendants in Criminal Cases have the constitutional right to a jury of their peers. In a Jury Trial, the Judge decides questions of law and the jury decides whether the defendant is guilty or not guilty on each of the offenses charted. The cases are categorized by how all the charges within the case were disposed. If all charges were disposed by the same trial type, it is counted in the separate category, otherwise, it is counted within the "Mixed Trial" category. If a charge had no trial type entered or it had "No Trial", then it is counted in the "No Trial" category.

Cases by Trial Type
 27A.460(7), (8), (9), (10)

	Mixed Trial Types	No Trial	Grand Total
Felony Amended Down to Non-Felony		14 100.00%	14 100.00%
Felony Charges	2 0.82%	242 99.18%	244 100.00%
Felony Convictions	1 0.78%	128 99.22%	129 100.00%

- 27A.460(7) Percentage of disposition to guilty as charged by trial
- 27A.460(8) Percentage of those found guilty of lesser charge by trial
- 27A.460(9) Percentage of cases where jury trial taken
- 27A.460(10) Percentage of trials which are bench (court) trials

Shock Probation by Disposition Type
 27A.440(3)(b)

	Denied	Granted	Vacated	Grand Total
0026090 SHOCK PROBATION IN FELONY CONVICTIONS	16 57.14%	9 32.14%	3 10.71%	28 100.00%

27A.440(3)(b) Extracted data on shock probation shall be placed in the annual report of the Administrative Office of the Courts

* A case may consist of one or multiple convicted charges, the distinct count on cases counts the case only once.
 * Other disposition types include: Denied, Extradition, Grand Jury, Granted, Merged, Mistrial, Grand Jury, Other, Remanded, and Sealed Records.



ADMINISTRATIVE OFFICE OF THE COURTS
Research and Statistics
 Annual Report FY 2022
 Circuit Court - Felony Criminal Cases

MEADE COUNTY

Youthful Offenders

There were 1 Felony level offenses and 0 Non-Felony level offenses disposed within 1 Circuit Criminal cases during the fiscal year. Non-Felony offenses include Misdemeanor, Violation, Local Ordinance, or Other level offenses within those cases.

27A.460(11)

	Charges	Cases
Felony	1	1
Felony amended to Non-Felony	0	0

27A.460(11) The number of juvenile offenders tried as an adult

Of the 1 Felony level offenses disposed within the Youthful Offender cases, 1 (100.0%) Charges were convicted

Youthful Offender

	Convictions	Grand Total
Felony Charges by Disposition Type	1	1

Note: A youth charged prior to their 18th birthday, proceeded against as a youthful offender under KRS 635.020(7) may not be included in the above.

KRS 635.020(7) If a person who is eighteen (18) or older and before the court is charged with a felony that occurred prior to his eighteenth birthday, the court shall, upon motion of the county attorney made prior to adjudication, and after the county attorney has consulted with the Commonwealth's Attorney, that the child be proceeded against as a youthful offender, proceed in accordance with the provisions of KRS 640.010.

* A case may consist of one or multiple convicted charges, the distinct count on cases counts the case only once.

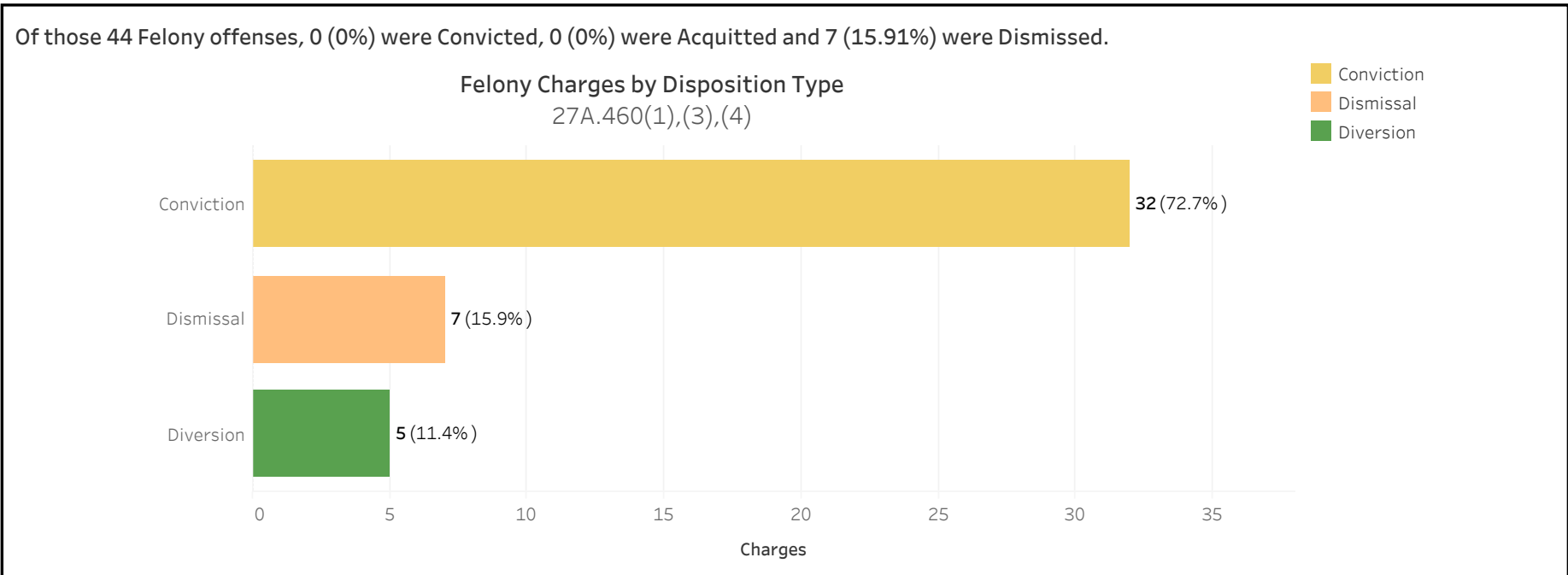


ADMINISTRATIVE OFFICE OF THE COURTS
Research and Statistics
 Annual Report FY 2022
 Circuit Court - Felony Criminal Cases

MENIFEE COUNTY

There were 44 Felony level offenses and 2 Non-Felony level offenses disposed within 22 Circuit Criminal cases during the Fiscal Year. Non-Felony offenses include Misdemeanor, Violation, Local Ordinance or Other level offenses within those cases.

		Charges	Cases
MENIFEE	Felony	44	20
	Felony amended to Non-Felony	2	



27A.460(1) Conviction Percentages
 27A.460(3) Percentage of Acquittals
 27A.460(4) Percentage of Dismissals

* A case may consist of one or multiple convicted charges, the distinct count on cases counts the case only once.
 * Other disposition types include: Denied, Extradition, Grand Jury, Granted, Merged, Mistrial, Grand Jury, Other, Remanded, and Sealed Records.



ADMINISTRATIVE OFFICE OF THE COURTS
Research and Statistics
 Annual Report FY 2022
 Circuit Court - Felony Criminal Cases

MENIFEE COUNTY

Felony Charges Convicted by Highest Penalty Type

Penalty Type	Felony			MISDEMEANOR			Grand Total		
	Charges	% of Chgs	Cases	Charges	% of Chgs	Cases	Charges	% of Chgs	Cases
Incarcerated Prison	21	67.7%	7				21	39.6%	7
Incarcerated Jail	2	6.5%	1	12	54.5%	3	14	26.4%	4
Alternative: Probation	5	16.1%	4	9	40.9%	5	14	26.4%	5
Alternative Sentence	1	3.2%	1	1	4.5%	1	2	3.8%	1
Other Penalty	1	3.2%	1				1	1.9%	1
No Sentence	1	3.2%	1				1	1.9%	1
Grand Total	31	100.0%	14	22	100.0%	9	53	100.0%	15

27A.460(2) Percentages of fines, imprisonment, or other penalty assessment

Original & Final Plea Type

		GUILTY	NOT GUILTY	UNKNOWN PLEA TYPE	Grand Total
Felony Charges	Original Plea		29 (65.9%)	15 (34.1%)	44 (100.0%)
	Final Plea	27 (61.4%)	2 (4.5%)	15 (34.1%)	44 (100.0%)
Felony amended to Non-Felony	Original Plea			2 (100.0%)	2 (100.0%)
	Final Plea			2 (100.0%)	2 (100.0%)

27A.460(5) Percentage of pleas as charges

27A.460(6) Percentage of pleas to reduce charges

* A case may consist of one or multiple convicted charges, the distinct count on cases counts the case only once.

* Convicted charges, percent of charges and the distinct count of cases are sorted by the highest sentence penalty for each of the convicted charges (Guilty, Guilty - Multiple Counts, Prepayable Citation - Paid or Guilty - Sealed Sentence, Enhanced).



ADMINISTRATIVE OFFICE OF THE COURTS
Research and Statistics
 Annual Report FY 2022
 Circuit Court - Felony Criminal Cases

MENIFEE COUNTY

Cases can have multiple charges which are heard either by a Court Trial, Jury Trial, No Trial or by a combination of trial types. Depending upon the seriousness of the offense and the consequences of a Guilty verdict, defendants in Criminal Cases have the constitutional right to a jury of their peers. In a Jury Trial, the Judge decides questions of law and the jury decides whether the defendant is guilty or not guilty on each of the offenses charted. The cases are categorized by how all the charges within the case were disposed. If all charges were disposed by the same trial type, it is counted in the separate category, otherwise, it is counted within the "Mixed Trial" category. If a charge had no trial type entered or it had "No Trial", then it is counted in the "No Trial" category.

Cases by Trial Type

27A.460(7), (8), (9), (10)

	No Trial	Grand Total
Felony Amended Down to Non-Felony	2 100.0%	2 100.0%
Felony Charges	20 100.0%	20 100.0%
Felony Convictions	14 100.0%	14 100.0%

- 27A.460(7) Percentage of disposition to guilty as charged by trial
- 27A.460(8) Percentage of those found guilty of lesser charge by trial
- 27A.460(9) Percentage of cases where jury trial taken
- 27A.460(10) Percentage of trials which are bench (court) trials

Shock Probation by Disposition Type

27A.440(3)(b)

	Denied	Granted	Grand Total
0026090 SHOCK PROBATION IN FELONY CONVICTIONS	1 50.00%	1 50.00%	2 100.00%

27A.440(3)(b) Extracted data on shock probation shall be placed in the annual report of the Administrative Office of the Courts

* A case may consist of one or multiple convicted charges, the distinct count on cases counts the case only once.
 * Other disposition types include: Denied, Extradition, Grand Jury, Granted, Merged, Mistrial, Grand Jury, Other, Remanded, and Sealed Records.



ADMINISTRATIVE OFFICE OF THE COURTS
Research and Statistics
 Annual Report FY 2022
 Circuit Court - Felony Criminal Cases

MENIFEE COUNTY

Youthful Offenders

There were 0 Felony level offenses and 0 Non-Felony level offenses disposed within 0 Circuit Criminal cases during the fiscal year. Non-Felony offenses include Misdemeanor, Violation, Local Ordinance, or Other level offenses within those cases.

27A.460(11)

Charges	Cases
0	0

27A.460(11) The number of juvenile offenders tried as an adult

Of the 0 Felony level offenses disposed within the Youthful Offender cases, 0 (None%) Charges were convicted

Youthful Offender

Felony Charges by Disposition Type	0	Grand Total
	0	0

Note: A youth charged prior to their 18th birthday, proceeded against as a youthful offender under KRS 635.020(7) may not be included in the above.

KRS 635.020(7) If a person who is eighteen (18) or older and before the court is charged with a felony that occurred prior to his eighteenth birthday, the court shall, upon motion of the county attorney made prior to adjudication, and after the county attorney has consulted with the Commonwealth's Attorney, that the child be proceeded against as a youthful offender, proceed in accordance with the provisions of KRS 640.010.

* A case may consist of one or multiple convicted charges, the distinct count on cases counts the case only once.

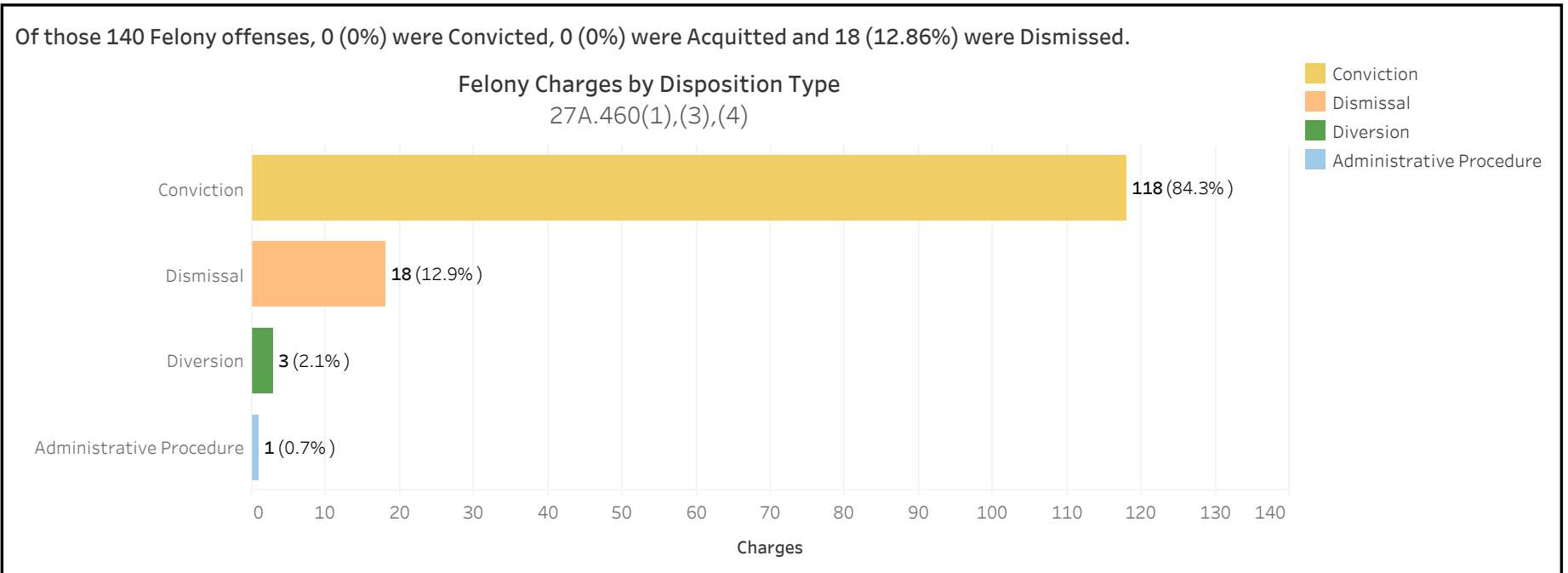


ADMINISTRATIVE OFFICE OF THE COURTS
Research and Statistics
 Annual Report FY 2022
 Circuit Court - Felony Criminal Cases

MERCER COUNTY

There were 140 Felony level offenses and 52 Non-Felony level offenses disposed within 138 Circuit Criminal cases during the Fiscal Year. Non-Felony offenses include Misdemeanor, Violation, Local Ordinance or Other level offenses within those cases.

		Charges	Cases
MERCER	Felony	140	94
	Felony amended to Non-Felony	52	



27A.460(1) Conviction Percentages
 27A.460(3) Percentage of Acquittals
 27A.460(4) Percentage of Dismissals

* A case may consist of one or multiple convicted charges, the distinct count on cases counts the case only once.
 * Other disposition types include: Denied, Extradition, Grand Jury, Granted, Merged, Mistrial, Grand Jury, Other, Remanded, and Sealed Records.



ADMINISTRATIVE OFFICE OF THE COURTS
Research and Statistics
 Annual Report FY 2022
 Circuit Court - Felony Criminal Cases

MERCER COUNTY

Felony Charges Convicted by Highest Penalty Type

Penalty Type	Felony			MISDEMEANOR			VIOLATION			Grand Total		
	Charges	% of Chgs	Cases	Charges	% of Chgs	Cases	Charges	% of Chgs	Cases	Charges	% of Chgs	Cases
Incarcerated Prison	57	49.1%	36	2	1.5%	2				59	23.2%	37
Incarcerated Jail	40	34.5%	31	83	60.6%	57				123	48.4%	68
Alternative: Probation	17	14.7%	13	41	29.9%	26				58	22.8%	32
Alternative: Cond. Discharged				2	1.5%	2				2	0.8%	2
Pay Fine				1	0.7%	1	1	100.0%	1	2	0.8%	2
Pay Court Cost				1	0.7%	1				1	0.4%	1
Other Penalty	1	0.9%	1	6	4.4%	3				7	2.8%	4
No Sentence	1	0.9%	1	1	0.7%	1				2	0.8%	1
Grand Total	116	100.0%	82	137	100.0%	90	1	100.0%	1	254	100.0%	125

27A.460(2) Percentages of fines, imprisonment, or other penalty assessment

Original & Final Plea Type

		GUILTY	NOT GUILTY	UNKNOWN PLEA TYPE	Grand Total
Felony Charges	Original Plea		91 (65.0%)	49 (35.0%)	140 (100.0%)
	Final Plea	91 (65.0%)		49 (35.0%)	140 (100.0%)
Felony amended to Non-Felony	Original Plea		1 (1.9%)	51 (98.1%)	52 (100.0%)
	Final Plea	1 (1.9%)		51 (98.1%)	52 (100.0%)

27A.460(5) Percentage of pleas as charges

27A.460(6) Percentage of pleas to reduce charges

* A case may consist of one or multiple convicted charges, the distinct count on cases counts the case only once.

* Convicted charges, percent of charges and the distinct count of cases are sorted by the highest sentence penalty for each of the convicted charges (Guilty, Guilty - Multiple Counts, Prepayable Citation - Paid or Guilty - Sealed Sentence, Enhanced).



ADMINISTRATIVE OFFICE OF THE COURTS
Research and Statistics
 Annual Report FY 2022
 Circuit Court - Felony Criminal Cases

MERCER COUNTY

Cases can have multiple charges which are heard either by a Court Trial, Jury Trial, No Trial or by a combination of trial types. Depending upon the seriousness of the offense and the consequences of a Guilty verdict, defendants in Criminal Cases have the constitutional right to a jury of their peers. In a Jury Trial, the Judge decides questions of law and the jury decides whether the defendant is guilty or not guilty on each of the offenses charted. The cases are categorized by how all the charges within the case were disposed. If all charges were disposed by the same trial type, it is counted in the separate category, otherwise, it is counted within the "Mixed Trial" category. If a charge had no trial type entered or it had "No Trial", then it is counted in the "No Trial" category.

Cases by Trial Type
 27A.460(7), (8), (9), (10)

	Mixed Trial Types	No Trial	Grand Total
Felony Amended Down to Non-Felony	3 6.82%	41 93.18%	44 100.00%
Felony Charges	6 6.38%	88 93.62%	94 100.00%
Felony Convictions	6 7.32%	76 92.68%	82 100.00%

- 27A.460(7) Percentage of disposition to guilty as charged by trial
- 27A.460(8) Percentage of those found guilty of lesser charge by trial
- 27A.460(9) Percentage of cases where jury trial taken
- 27A.460(10) Percentage of trials which are bench (court) trials

Shock Probation by Disposition Type
 27A.440(3)(b)

	Denied	Granted	Grand Total
0026090 SHOCK PROBATION IN FELONY CONVICTIONS	21 91.30%	2 8.70%	23 100.00%
0026100 SHOCK PROBATION IN MISDEMEANOR CONVICTIONS	1 50.00%	1 50.00%	2 100.00%

27A.440(3)(b) Extracted data on shock probation shall be placed in the annual report of the Administrative Office of the Courts

* A case may consist of one or multiple convicted charges, the distinct count on cases counts the case only once.
 * Other disposition types include: Denied, Extradition, Grand Jury, Granted, Merged, Mistrial, Grand Jury, Other, Remanded, and Sealed Records.



ADMINISTRATIVE OFFICE OF THE COURTS
Research and Statistics
 Annual Report FY 2022
 Circuit Court - Felony Criminal Cases

MERCER COUNTY

Youthful Offenders

There were 0 Felony level offenses and 0 Non-Felony level offenses disposed within 0 Circuit Criminal cases during the fiscal year. Non-Felony offenses include Misdemeanor, Violation, Local Ordinance, or Other level offenses within those cases.

27A.460(11)

Charges	Cases
0	0

27A.460(11) The number of juvenile offenders tried as an adult

Of the 0 Felony level offenses disposed within the Youthful Offender cases, 0 (None%) Charges were convicted

Youthful Offender

Felony Charges by Disposition Type	0	Grand Total	0

Note: A youth charged prior to their 18th birthday, proceeded against as a youthful offender under KRS 635.020(7) may not be included in the above.

KRS 635.020(7) If a person who is eighteen (18) or older and before the court is charged with a felony that occurred prior to his eighteenth birthday, the court shall, upon motion of the county attorney made prior to adjudication, and after the county attorney has consulted with the Commonwealth's Attorney, that the child be proceeded against as a youthful offender, proceed in accordance with the provisions of KRS 640.010.

* A case may consist of one or multiple convicted charges, the distinct count on cases counts the case only once.

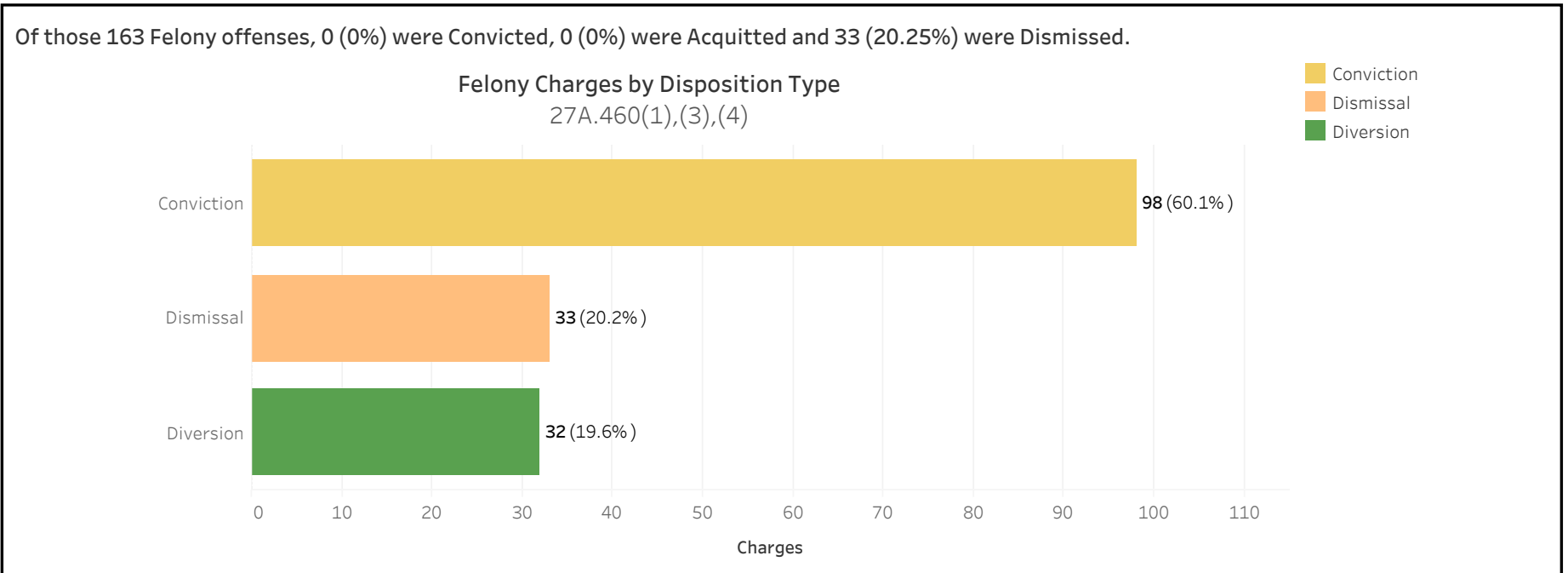


ADMINISTRATIVE OFFICE OF THE COURTS
Research and Statistics
 Annual Report FY 2022
 Circuit Court - Felony Criminal Cases

METCALFE COUNTY

There were 163 Felony level offenses and 11 Non-Felony level offenses disposed within 101 Circuit Criminal cases during the Fiscal Year. Non-Felony offenses include Misdemeanor, Violation, Local Ordinance or Other level offenses within those cases.

		Charges	Cases
METCALFE	Felony	163	96
	Felony amended to Non-Felony	11	



27A.460(1) Conviction Percentages
 27A.460(3) Percentage of Acquittals
 27A.460(4) Percentage of Dismissals

* A case may consist of one or multiple convicted charges, the distinct count on cases counts the case only once.
 * Other disposition types include: Denied, Extradition, Grand Jury, Granted, Merged, Mistrial, Grand Jury, Other, Remanded, and Sealed Records.



ADMINISTRATIVE OFFICE OF THE COURTS
Research and Statistics
 Annual Report FY 2022
 Circuit Court - Felony Criminal Cases

METCALFE COUNTY

Felony Charges Convicted by Highest Penalty Type

Penalty Type	Felony			MISDEMEANOR			VIOLATION			Grand Total		
	Charges	% of Chgs	Cases	Charges	% of Chgs	Cases	Charges	% of Chgs	Cases	Charges	% of Chgs	Cases
Incarcerated Prison	27	27.8%	10							27	13.7%	10
Incarcerated Jail	7	7.2%	6	19	20.0%	15				26	13.2%	16
Alternative: Probation	49	50.5%	44	8	8.4%	7				57	28.9%	48
Alternative Sentence				4	4.2%	4				4	2.0%	4
Pay Fine				1	1.1%	1				1	0.5%	1
Pay Court Cost	1	1.0%	1	3	3.2%	3				4	2.0%	4
Other Penalty	13	13.4%	6	60	63.2%	36				73	37.1%	38
No Sentence							5	100.0%	2	5	2.5%	2
Grand Total	97	100.0%	59	95	100.0%	56	5	100.0%	2	197	100.0%	70

27A.460(2) Percentages of fines, imprisonment, or other penalty assessment

Original & Final Plea Type

		GUILTY	NOT GUILTY	UNKNOWN PLEA TYPE	Grand Total
Felony Charges	Original Plea		117 (71.8%)	46 (28.2%)	163 (100.0%)
	Final Plea	117 (71.8%)		46 (28.2%)	163 (100.0%)
Felony amended to Non-Felony	Original Plea			11 (100.0%)	11 (100.0%)
	Final Plea			11 (100.0%)	11 (100.0%)

27A.460(5) Percentage of pleas as charges

27A.460(6) Percentage of pleas to reduce charges

* A case may consist of one or multiple convicted charges, the distinct count on cases counts the case only once.

* Convicted charges, percent of charges and the distinct count of cases are sorted by the highest sentence penalty for each of the convicted charges (Guilty, Guilty - Multiple Counts, Prepayable Citation - Paid or Guilty - Sealed Sentence, Enhanced).



ADMINISTRATIVE OFFICE OF THE COURTS
Research and Statistics
 Annual Report FY 2022
 Circuit Court - Felony Criminal Cases

METCALFE COUNTY

Cases can have multiple charges which are heard either by a Court Trial, Jury Trial, No Trial or by a combination of trial types. Depending upon the seriousness of the offense and the consequences of a Guilty verdict, defendants in Criminal Cases have the constitutional right to a jury of their peers. In a Jury Trial, the Judge decides questions of law and the jury decides whether the defendant is guilty or not guilty on each of the offenses charted. The cases are categorized by how all the charges within the case were disposed. If all charges were disposed by the same trial type, it is counted in the separate category, otherwise, it is counted within the "Mixed Trial" category. If a charge had no trial type entered or it had "No Trial", then it is counted in the "No Trial" category.

Cases by Trial Type
 27A.460(7), (8), (9), (10)

	Mixed Trial Types	No Trial	Grand Total
Felony Amended Down to Non-Felony		5 100.00%	5 100.00%
Felony Charges	1 1.04%	95 98.96%	96 100.00%
Felony Convictions		59 100.00%	59 100.00%

- 27A.460(7) Percentage of disposition to guilty as charged by trial
- 27A.460(8) Percentage of those found guilty of lesser charge by trial
- 27A.460(9) Percentage of cases where jury trial taken
- 27A.460(10) Percentage of trials which are bench (court) trials

Shock Probation by Disposition Type
 27A.440(3)(b)

	Denied	Grand Total
0026090 SHOCK PROBATION IN FELONY CONVICTIONS	5 100.00%	5 100.00%

27A.440(3)(b) Extracted data on shock probation shall be placed in the annual report of the Administrative Office of the Courts

* A case may consist of one or multiple convicted charges, the distinct count on cases counts the case only once.
 * Other disposition types include: Denied, Extradition, Grand Jury, Granted, Merged, Mistrial, Grand Jury, Other, Remanded, and Sealed Records.



ADMINISTRATIVE OFFICE OF THE COURTS
Research and Statistics
 Annual Report FY 2022
 Circuit Court - Felony Criminal Cases

METCALFE COUNTY

Youthful Offenders

There were 0 Felony level offenses and 0 Non-Felony level offenses disposed within 0 Circuit Criminal cases during the fiscal year. Non-Felony offenses include Misdemeanor, Violation, Local Ordinance, or Other level offenses within those cases.

27A.460(11)

Charges	Cases
0	0

27A.460(11) The number of juvenile offenders tried as an adult

Of the 0 Felony level offenses disposed within the Youthful Offender cases, 0 (None%) Charges were convicted

Youthful Offender

Felony Charges by Disposition Type	0	Grand Total	0

Note: A youth charged prior to their 18th birthday, proceeded against as a youthful offender under KRS 635.020(7) may not be included in the above.

KRS 635.020(7) If a person who is eighteen (18) or older and before the court is charged with a felony that occurred prior to his eighteenth birthday, the court shall, upon motion of the county attorney made prior to adjudication, and after the county attorney has consulted with the Commonwealth's Attorney, that the child be proceeded against as a youthful offender, proceed in accordance with the provisions of KRS 640.010.

* A case may consist of one or multiple convicted charges, the distinct count on cases counts the case only once.

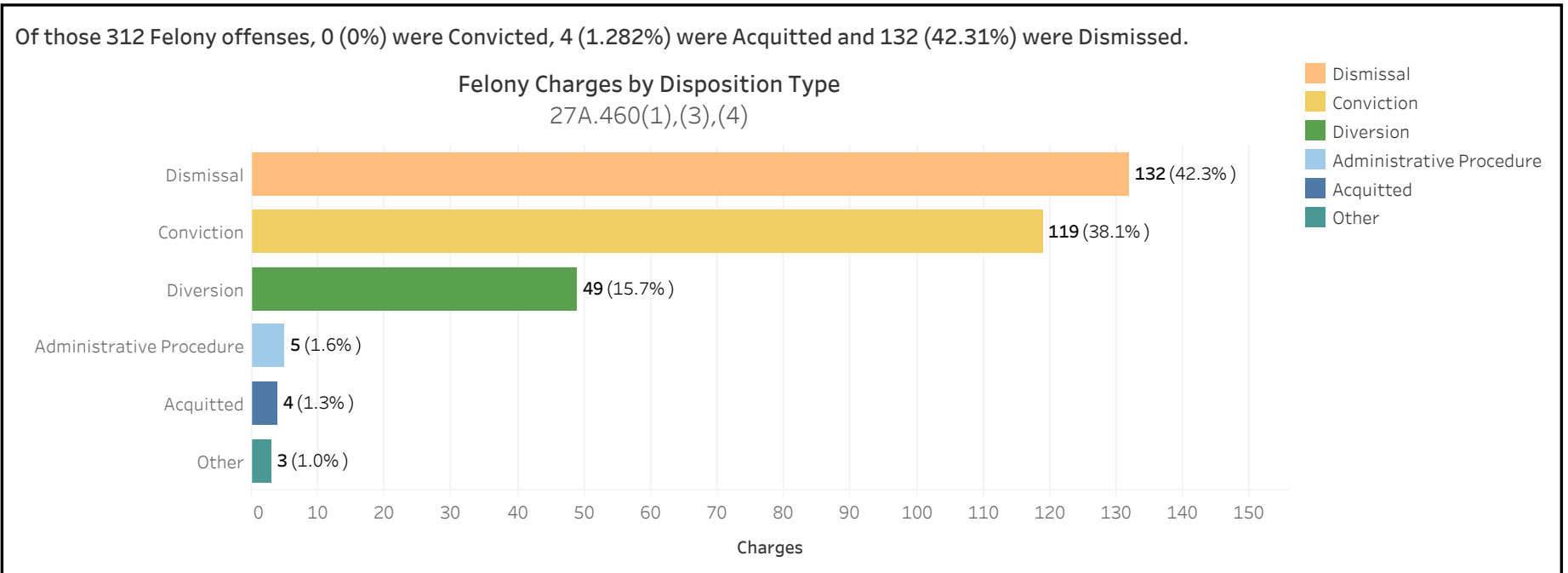


ADMINISTRATIVE OFFICE OF THE COURTS
Research and Statistics
 Annual Report FY 2022
 Circuit Court - Felony Criminal Cases

MONROE COUNTY

There were 312 Felony level offenses and 11 Non-Felony level offenses disposed within 178 Circuit Criminal cases during the Fiscal Year. Non-Felony offenses include Misdemeanor, Violation, Local Ordinance or Other level offenses within those cases.

		Charges	Cases
MONROE	Felony	312	167
	Felony amended to Non-Felony	11	



27A.460(1) Conviction Percentages
 27A.460(3) Percentage of Acquittals
 27A.460(4) Percentage of Dismissals

* A case may consist of one or multiple convicted charges, the distinct count on cases counts the case only once.
 * Other disposition types include: Denied, Extradition, Grand Jury, Granted, Merged, Mistrial, Grand Jury, Other, Remanded, and Sealed Records.



ADMINISTRATIVE OFFICE OF THE COURTS
Research and Statistics
 Annual Report FY 2022
 Circuit Court - Felony Criminal Cases

MONROE COUNTY

Felony Charges Convicted by Highest Penalty Type

Penalty Type	Felony			MISDEMEANOR			VIOLATION			Grand Total		
	Charges	% of Chgs	Cases	Charges	% of Chgs	Cases	Charges	% of Chgs	Cases	Charges	% of Chgs	Cases
Incarcerated Prison	39	34.8%	25							39	22.7%	25
Incarcerated Jail	16	14.3%	14	9	15.5%	8				25	14.5%	21
Alternative: Home Incarcerati..	12	10.7%	10							12	7.0%	10
Alternative: Probation	43	38.4%	37	14	24.1%	14				57	33.1%	50
Alternative: Cond. Discharged	1	0.9%	1	2	3.4%	2				3	1.7%	3
Pay Fine				29	50.0%	28				29	16.9%	28
Pay Court Cost				2	3.4%	2				2	1.2%	2
No Sentence	1	0.9%	1	2	3.4%	2	2	100.0%	1	5	2.9%	3
Grand Total	112	100.0%	80	58	100.0%	49	2	100.0%	1	172	100.0%	110

27A.460(2) Percentages of fines, imprisonment, or other penalty assessment

Original & Final Plea Type

		GUILTY	NOT GUILTY	UNKNOWN PLEA TYPE	Grand Total
Felony Charges	Original Plea	1 (0.3%)	92 (29.5%)	219 (70.2%)	312 (100.0%)
	Final Plea	86 (27.6%)	7 (2.2%)	219 (70.2%)	312 (100.0%)
Felony amended to Non-Felony	Original Plea			11 (100.0%)	11 (100.0%)
	Final Plea			11 (100.0%)	11 (100.0%)

27A.460(5) Percentage of pleas as charges

27A.460(6) Percentage of pleas to reduce charges

* A case may consist of one or multiple convicted charges, the distinct count on cases counts the case only once.

* Convicted charges, percent of charges and the distinct count of cases are sorted by the highest sentence penalty for each of the convicted charges (Guilty, Guilty - Multiple Counts, Prepayable Citation - Paid or Guilty - Sealed Sentence, Enhanced).



ADMINISTRATIVE OFFICE OF THE COURTS
Research and Statistics
 Annual Report FY 2022
 Circuit Court - Felony Criminal Cases

MONROE COUNTY

Cases can have multiple charges which are heard either by a Court Trial, Jury Trial, No Trial or by a combination of trial types. Depending upon the seriousness of the offense and the consequences of a Guilty verdict, defendants in Criminal Cases have the constitutional right to a jury of their peers. In a Jury Trial, the Judge decides questions of law and the jury decides whether the defendant is guilty or not guilty on each of the offenses charted. The cases are categorized by how all the charges within the case were disposed. If all charges were disposed by the same trial type, it is counted in the separate category, otherwise, it is counted within the "Mixed Trial" category. If a charge had no trial type entered or it had "No Trial", then it is counted in the "No Trial" category.

Cases by Trial Type
 27A.460(7), (8), (9), (10)

	Mixed Trial Types	No Trial	Grand Total
Felony Amended Down to Non-Felony	1 9.09%	10 90.91%	11 100.00%
Felony Charges	11 6.59%	156 93.41%	167 100.00%
Felony Convictions	8 10.00%	72 90.00%	80 100.00%

- 27A.460(7) Percentage of disposition to guilty as charged by trial
- 27A.460(8) Percentage of those found guilty of lesser charge by trial
- 27A.460(9) Percentage of cases where jury trial taken
- 27A.460(10) Percentage of trials which are bench (court) trials

Shock Probation by Disposition Type
 27A.440(3)(b)

	Denied	Granted	Grand Total
0026090 SHOCK PROBATION IN FELONY CONVICTIONS	13 61.90%	8 38.10%	21 100.00%

27A.440(3)(b) Extracted data on shock probation shall be placed in the annual report of the Administrative Office of the Courts

* A case may consist of one or multiple convicted charges, the distinct count on cases counts the case only once.
 * Other disposition types include: Denied, Extradition, Grand Jury, Granted, Merged, Mistrial, Grand Jury, Other, Remanded, and Sealed Records.



ADMINISTRATIVE OFFICE OF THE COURTS
Research and Statistics
 Annual Report FY 2022
 Circuit Court - Felony Criminal Cases

MONROE COUNTY

Youthful Offenders

There were 0 Felony level offenses and 0 Non-Felony level offenses disposed within 0 Circuit Criminal cases during the fiscal year. Non-Felony offenses include Misdemeanor, Violation, Local Ordinance, or Other level offenses within those cases.

27A.460(11)

Charges	Cases
0	0

27A.460(11) The number of juvenile offenders tried as an adult

Of the 0 Felony level offenses disposed within the Youthful Offender cases, 0 (None%) Charges were convicted

Youthful Offender

Felony Charges by Disposition Type	0	Grand Total
	0	0

Note: A youth charged prior to their 18th birthday, proceeded against as a youthful offender under KRS 635.020(7) may not be included in the above.

KRS 635.020(7) If a person who is eighteen (18) or older and before the court is charged with a felony that occurred prior to his eighteenth birthday, the court shall, upon motion of the county attorney made prior to adjudication, and after the county attorney has consulted with the Commonwealth's Attorney, that the child be proceeded against as a youthful offender, proceed in accordance with the provisions of KRS 640.010.

* A case may consist of one or multiple convicted charges, the distinct count on cases counts the case only once.

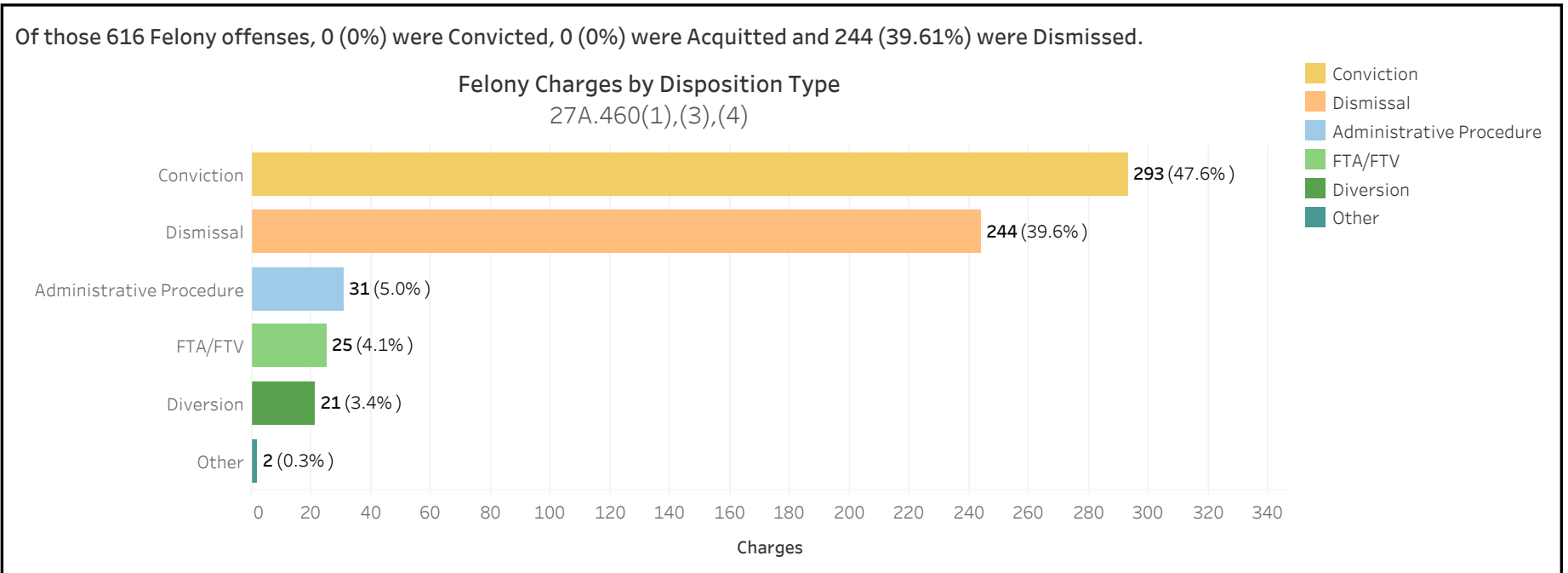


ADMINISTRATIVE OFFICE OF THE COURTS
Research and Statistics
 Annual Report FY 2022
 Circuit Court - Felony Criminal Cases

MONTGOMERY COUNTY

There were 616 Felony level offenses and 35 Non-Felony level offenses disposed within 338 Circuit Criminal cases during the Fiscal Year. Non-Felony offenses include Misdemeanor, Violation, Local Ordinance or Other level offenses within those cases.

		Charges	Cases
MONTGOMERY	Felony	616	304
	Felony amended to Non-Felony	35	



27A.460(1) Conviction Percentages
 27A.460(3) Percentage of Acquittals
 27A.460(4) Percentage of Dismissals

* A case may consist of one or multiple convicted charges, the distinct count on cases counts the case only once.
 * Other disposition types include: Denied, Extradition, Grand Jury, Granted, Merged, Mistrial, Grand Jury, Other, Remanded, and Sealed Records.



ADMINISTRATIVE OFFICE OF THE COURTS
Research and Statistics
 Annual Report FY 2022
 Circuit Court - Felony Criminal Cases

MONTGOMERY COUNTY

Felony Charges Convicted by Highest Penalty Type

Penalty Type	Felony			MISDEMEANOR			VIOLATION			Grand Total		
	Charges	% of Chgs	Cases	Charges	% of Chgs	Cases	Charges	% of Chgs	Cases	Charges	% of Chgs	Cases
Incarcerated Prison	125	48.8%	71	2	1.3%	2				127	29.7%	72
Incarcerated Jail	17	6.6%	16	66	41.3%	44	1	9.1%	1	84	19.7%	51
Alternative: Probation	61	23.8%	41	69	43.1%	41				130	30.4%	64
Alternative Sentence	50	19.5%	41	20	12.5%	15	6	54.5%	5	76	17.8%	50
Pay Fine							4	36.4%	3	4	0.9%	3
Pay Court Cost				2	1.3%	2				2	0.5%	2
Other Penalty				1	0.6%	1				1	0.2%	1
No Sentence	3	1.2%	3							3	0.7%	3
Grand Total	256	100.0%	170	160	100.0%	101	11	100.0%	8	427	100.0%	209

27A.460(2) Percentages of fines, imprisonment, or other penalty assessment

Original & Final Plea Type

		GUILTY	NOT GUILTY	UNKNOWN PLEA TYPE	Grand Total
Felony Charges	Original Plea		22 (3.6%)	594 (96.4%)	616 (100.0%)
	Final Plea	21 (3.4%)	1 (0.2%)	594 (96.4%)	616 (100.0%)
Felony amended to Non-Felony	Original Plea			35 (100.0%)	35 (100.0%)
	Final Plea			35 (100.0%)	35 (100.0%)

27A.460(5) Percentage of pleas as charges

27A.460(6) Percentage of pleas to reduce charges

* A case may consist of one or multiple convicted charges, the distinct count on cases counts the case only once.

* Convicted charges, percent of charges and the distinct count of cases are sorted by the highest sentence penalty for each of the convicted charges (Guilty, Guilty - Multiple Counts, Prepayable Citation - Paid or Guilty - Sealed Sentence, Enhanced).



ADMINISTRATIVE OFFICE OF THE COURTS
Research and Statistics
 Annual Report FY 2022
 Circuit Court - Felony Criminal Cases

MONTGOMERY COUNTY

Cases can have multiple charges which are heard either by a Court Trial, Jury Trial, No Trial or by a combination of trial types. Depending upon the seriousness of the offense and the consequences of a Guilty verdict, defendants in Criminal Cases have the constitutional right to a jury of their peers. In a Jury Trial, the Judge decides questions of law and the jury decides whether the defendant is guilty or not guilty on each of the offenses charted. The cases are categorized by how all the charges within the case were disposed. If all charges were disposed by the same trial type, it is counted in the separate category, otherwise, it is counted within the "Mixed Trial" category. If a charge had no trial type entered or it had "No Trial", then it is counted in the "No Trial" category.

Cases by Trial Type
 27A.460(7), (8), (9), (10)

	Mixed Trial Types	No Trial	Grand Total
Felony Amended Down to Non-Felony		34 100.00%	34 100.00%
Felony Charges	10 3.29%	294 96.71%	304 100.00%
Felony Convictions	7 4.09%	164 95.91%	171 100.00%

- 27A.460(7) Percentage of disposition to guilty as charged by trial
- 27A.460(8) Percentage of those found guilty of lesser charge by trial
- 27A.460(9) Percentage of cases where jury trial taken
- 27A.460(10) Percentage of trials which are bench (court) trials

Shock Probation by Disposition Type
 27A.440(3)(b)

	Denied	Granted	Grand Total
0026090 SHOCK PROBATION IN FELONY CONVICTIONS	43 84.31%	8 15.69%	51 100.00%
0026100 SHOCK PROBATION IN MISDEMEANOR CONVICTIONS		1 100.00%	1 100.00%

27A.440(3)(b) Extracted data on shock probation shall be placed in the annual report of the Administrative Office of the Courts

* A case may consist of one or multiple convicted charges, the distinct count on cases counts the case only once.
 * Other disposition types include: Denied, Extradition, Grand Jury, Granted, Merged, Mistrial, Grand Jury, Other, Remanded, and Sealed Records.



ADMINISTRATIVE OFFICE OF THE COURTS
Research and Statistics
Annual Report FY 2022
Circuit Court - Felony Criminal Cases

MONTGOMERY COUNTY

Youthful Offenders

There were 0 Felony level offenses and 0 Non-Felony level offenses disposed within 0 Circuit Criminal cases during the fiscal year. Non-Felony offenses include Misdemeanor, Violation, Local Ordinance, or Other level offenses within those cases.

27A.460(11)

	Charges	Cases
	0	0

27A.460(11) The number of juvenile offenders tried as an adult

Of the 0 Felony level offenses disposed within the Youthful Offender cases, 0 (None%) Charges were convicted

Youthful Offender

		Grand Total
Felony Charges by Disposition Type	0	0

Note: A youth charged prior to their 18th birthday, proceeded against as a youthful offender under KRS 635.020(7) may not be included in the above.

KRS 635.020(7) If a person who is eighteen (18) or older and before the court is charged with a felony that occurred prior to his eighteenth birthday, the court shall, upon motion of the county attorney made prior to adjudication, and after the county attorney has consulted with the Commonwealth's Attorney, that the child be proceeded against as a youthful offender, proceed in accordance with the provisions of KRS 640.010.

* A case may consist of one or multiple convicted charges, the distinct count on cases counts the case only once.

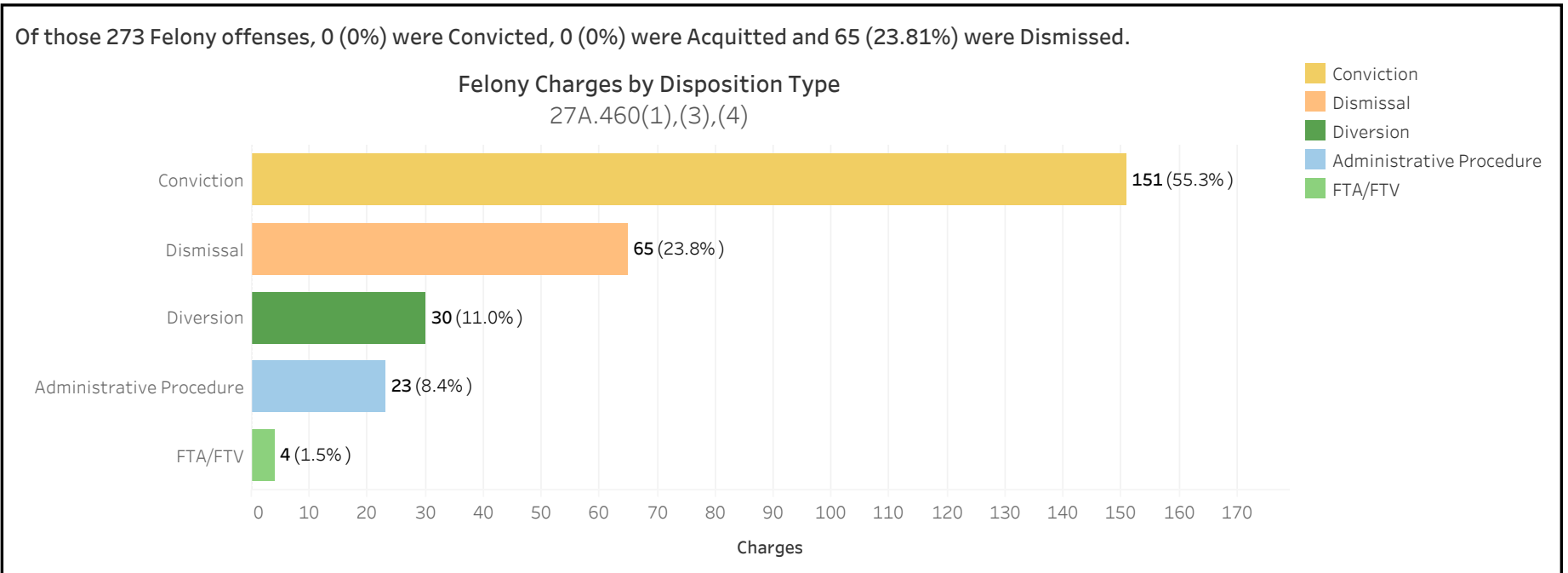


ADMINISTRATIVE OFFICE OF THE COURTS
Research and Statistics
 Annual Report FY 2022
 Circuit Court - Felony Criminal Cases

MORGAN COUNTY

There were 273 Felony level offenses and 17 Non-Felony level offenses disposed within 195 Circuit Criminal cases during the Fiscal Year. Non-Felony offenses include Misdemeanor, Violation, Local Ordinance or Other level offenses within those cases.

		Charges	Cases
MORGAN	Felony	273	179
	Felony amended to Non-Felony	17	



27A.460(1) Conviction Percentages
 27A.460(3) Percentage of Acquittals
 27A.460(4) Percentage of Dismissals

* A case may consist of one or multiple convicted charges, the distinct count on cases counts the case only once.
 * Other disposition types include: Denied, Extradition, Grand Jury, Granted, Merged, Mistrial, Grand Jury, Other, Remanded, and Sealed Records.



ADMINISTRATIVE OFFICE OF THE COURTS
Research and Statistics
 Annual Report FY 2022
 Circuit Court - Felony Criminal Cases

MORGAN COUNTY

Felony Charges Convicted by Highest Penalty Type

Penalty Type	Felony			MISDEMEANOR			VIOLATION			Grand Total		
	Charges	% of Chgs	Cases	Charges	% of Chgs	Cases	Charges	% of Chgs	Cases	Charges	% of Chgs	Cases
Incarcerated Prison	75	49.7%	51	2	1.7%	2				77	28.6%	53
Incarcerated Jail	32	21.2%	26	48	41.7%	32				80	29.7%	47
Alternative: Probation	15	9.9%	13	15	13.0%	9				30	11.2%	17
Alternative: Cond. Discharged	26	17.2%	24	45	39.1%	30				71	26.4%	43
Alternative Sentence	2	1.3%	1	2	1.7%	2				4	1.5%	3
Pay Fine							3	100.0%	3	3	1.1%	3
Other Penalty	1	0.7%	1	3	2.6%	3				4	1.5%	4
Grand Total	151	100.0%	111	115	100.0%	68	3	100.0%	3	269	100.0%	135

27A.460(2) Percentages of fines, imprisonment, or other penalty assessment

Original & Final Plea Type

		GUILTY	NOT GUILTY	UNKNOWN PLEA TYPE	Grand Total
Felony Charges	Original Plea	27 (9.9%)	203 (74.4%)	43 (15.8%)	273 (100.0%)
	Final Plea	182 (66.7%)	48 (17.6%)	43 (15.8%)	273 (100.0%)
Felony amended to Non-Felony	Original Plea		16 (94.1%)	1 (5.9%)	17 (100.0%)
	Final Plea		16 (94.1%)	1 (5.9%)	17 (100.0%)

27A.460(5) Percentage of pleas as charges

27A.460(6) Percentage of pleas to reduce charges

* A case may consist of one or multiple convicted charges, the distinct count on cases counts the case only once.

* Convicted charges, percent of charges and the distinct count of cases are sorted by the highest sentence penalty for each of the convicted charges (Guilty, Guilty - Multiple Counts, Prepayable Citation - Paid or Guilty - Sealed Sentence, Enhanced).



ADMINISTRATIVE OFFICE OF THE COURTS
Research and Statistics
 Annual Report FY 2022
 Circuit Court - Felony Criminal Cases

MORGAN COUNTY

Cases can have multiple charges which are heard either by a Court Trial, Jury Trial, No Trial or by a combination of trial types. Depending upon the seriousness of the offense and the consequences of a Guilty verdict, defendants in Criminal Cases have the constitutional right to a jury of their peers. In a Jury Trial, the Judge decides questions of law and the jury decides whether the defendant is guilty or not guilty on each of the offenses charted. The cases are categorized by how all the charges within the case were disposed. If all charges were disposed by the same trial type, it is counted in the separate category, otherwise, it is counted within the "Mixed Trial" category. If a charge had no trial type entered or it had "No Trial", then it is counted in the "No Trial" category.

Cases by Trial Type

27A.460(7), (8), (9), (10)

	No Trial	Grand Total
Felony Amended Down to Non-Felony	16 100.0%	16 100.0%
Felony Charges	179 100.0%	179 100.0%
Felony Convictions	111 100.0%	111 100.0%

- 27A.460(7) Percentage of disposition to guilty as charged by trial
- 27A.460(8) Percentage of those found guilty of lesser charge by trial
- 27A.460(9) Percentage of cases where jury trial taken
- 27A.460(10) Percentage of trials which are bench (court) trials

Shock Probation by Disposition Type

27A.440(3)(b)

	Denied	Granted	Grand Total
0026090 SHOCK PROBATION IN FELONY CONVICTIONS	2 50.00%	2 50.00%	4 100.00%

27A.440(3)(b) Extracted data on shock probation shall be placed in the annual report of the Administrative Office of the Courts

* A case may consist of one or multiple convicted charges, the distinct count on cases counts the case only once.
 * Other disposition types include: Denied, Extradition, Grand Jury, Granted, Merged, Mistrial, Grand Jury, Other, Remanded, and Sealed Records.



ADMINISTRATIVE OFFICE OF THE COURTS
Research and Statistics
 Annual Report FY 2022
 Circuit Court - Felony Criminal Cases

MORGAN COUNTY

Youthful Offenders

There were 0 Felony level offenses and 0 Non-Felony level offenses disposed within 0 Circuit Criminal cases during the fiscal year. Non-Felony offenses include Misdemeanor, Violation, Local Ordinance, or Other level offenses within those cases.

27A.460(11)

Charges	Cases
0	0

27A.460(11) The number of juvenile offenders tried as an adult

Of the 0 Felony level offenses disposed within the Youthful Offender cases, 0 (None%) Charges were convicted

Youthful Offender

Felony Charges by Disposition Type	0	Grand Total	0

Note: A youth charged prior to their 18th birthday, proceeded against as a youthful offender under KRS 635.020(7) may not be included in the above.

KRS 635.020(7) If a person who is eighteen (18) or older and before the court is charged with a felony that occurred prior to his eighteenth birthday, the court shall, upon motion of the county attorney made prior to adjudication, and after the county attorney has consulted with the Commonwealth's Attorney, that the child be proceeded against as a youthful offender, proceed in accordance with the provisions of KRS 640.010.

* A case may consist of one or multiple convicted charges, the distinct count on cases counts the case only once.

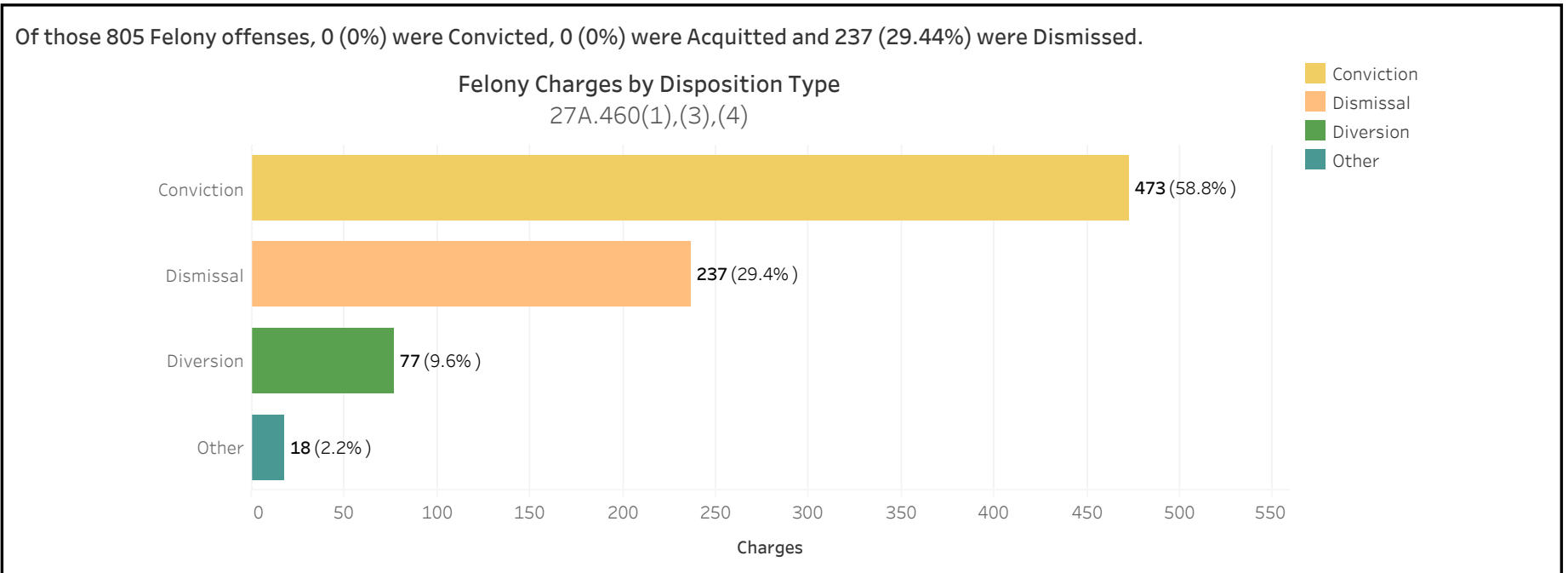


ADMINISTRATIVE OFFICE OF THE COURTS
Research and Statistics
 Annual Report FY 2022
 Circuit Court - Felony Criminal Cases

MUHLENBERG COUNTY

There were 805 Felony level offenses and 22 Non-Felony level offenses disposed within 489 Circuit Criminal cases during the Fiscal Year. Non-Felony offenses include Misdemeanor, Violation, Local Ordinance or Other level offenses within those cases.

		Charges	Cases
MUHLENBERG	Felony	805	468
	Felony amended to Non-Felony	22	



27A.460(1) Conviction Percentages
 27A.460(3) Percentage of Acquittals
 27A.460(4) Percentage of Dismissals

* A case may consist of one or multiple convicted charges, the distinct count on cases counts the case only once.
 * Other disposition types include: Denied, Extradition, Grand Jury, Granted, Merged, Mistrial, Grand Jury, Other, Remanded, and Sealed Records.



ADMINISTRATIVE OFFICE OF THE COURTS
Research and Statistics
 Annual Report FY 2022
 Circuit Court - Felony Criminal Cases

MUHLENBERG COUNTY

Felony Charges Convicted by Highest Penalty Type

Penalty Type	Felony			MISDEMEANOR			VIOLATION			Grand Total		
	Charges	% of Chgs	Cases	Charges	% of Chgs	Cases	Charges	% of Chgs	Cases	Charges	% of Chgs	Cases
Incarcerated Prison	235	51.1%	146	4	2.1%	3				239	36.3%	147
Incarcerated Jail	62	13.5%	58	106	54.9%	83	3	60.0%	3	171	26.0%	127
Alternative: Probation	145	31.5%	118	76	39.4%	58				221	33.6%	140
Pay Fine				2	1.0%	2				2	0.3%	2
Pay Court Cost	1	0.2%	1	1	0.5%	1				2	0.3%	2
Other Penalty	2	0.4%	2	3	1.6%	3				5	0.8%	5
No Sentence	15	3.3%	15	1	0.5%	1	2	40.0%	2	18	2.7%	18
Grand Total	460	100.0%	323	193	100.0%	151	5	100.0%	4	658	100.0%	372

27A.460(2) Percentages of fines, imprisonment, or other penalty assessment

Original & Final Plea Type

		GUILTY	NOT GUILTY	UNKNOWN PLEA TYPE	Grand Total
Felony Charges	Original Plea	6 (0.7%)	362 (45.0%)	437 (54.3%)	805 (100.0%)
	Final Plea	363 (45.1%)	5 (0.6%)	437 (54.3%)	805 (100.0%)
Felony amended to Non-Felony	Original Plea		3 (13.6%)	19 (86.4%)	22 (100.0%)
	Final Plea	3 (13.6%)		19 (86.4%)	22 (100.0%)

27A.460(5) Percentage of pleas as charges

27A.460(6) Percentage of pleas to reduce charges

* A case may consist of one or multiple convicted charges, the distinct count on cases counts the case only once.

* Convicted charges, percent of charges and the distinct count of cases are sorted by the highest sentence penalty for each of the convicted charges (Guilty, Guilty - Multiple Counts, Prepayable Citation - Paid or Guilty - Sealed Sentence, Enhanced).



ADMINISTRATIVE OFFICE OF THE COURTS
Research and Statistics
 Annual Report FY 2022
 Circuit Court - Felony Criminal Cases

MUHLENBERG COUNTY

Cases can have multiple charges which are heard either by a Court Trial, Jury Trial, No Trial or by a combination of trial types. Depending upon the seriousness of the offense and the consequences of a Guilty verdict, defendants in Criminal Cases have the constitutional right to a jury of their peers. In a Jury Trial, the Judge decides questions of law and the jury decides whether the defendant is guilty or not guilty on each of the offenses charted. The cases are categorized by how all the charges within the case were disposed. If all charges were disposed by the same trial type, it is counted in the separate category, otherwise, it is counted within the "Mixed Trial" category. If a charge had no trial type entered or it had "No Trial", then it is counted in the "No Trial" category.

Cases by Trial Type
 27A.460(7), (8), (9), (10)

	Jury Trial	Mixed Trial Types	No Trial	Grand Total
Felony Amended Down to Non-Felony		2 9.52%	19 90.48%	21 100.00%
Felony Charges	2 0.43%	28 5.98%	438 93.59%	468 100.00%
Felony Convictions	1 0.31%	21 6.48%	302 93.21%	324 100.00%

- 27A.460(7) Percentage of disposition to guilty as charged by trial
- 27A.460(8) Percentage of those found guilty of lesser charge by trial
- 27A.460(9) Percentage of cases where jury trial taken
- 27A.460(10) Percentage of trials which are bench (court) trials

Shock Probation by Disposition Type
 27A.440(3)(b)

	Denied	Granted	Others	Vacated	Grand Total
0026090 SHOCK PROBATION IN FELONY CONVICTIONS	88 55.70%	68 43.04%	1 0.63%	1 0.63%	158 100.00%

27A.440(3)(b) Extracted data on shock probation shall be placed in the annual report of the Administrative Office of the Courts

* A case may consist of one or multiple convicted charges, the distinct count on cases counts the case only once.
 * Other disposition types include: Denied, Extradition, Grand Jury, Granted, Merged, Mistrial, Grand Jury, Other, Remanded, and Sealed Records.



ADMINISTRATIVE OFFICE OF THE COURTS
Research and Statistics
Annual Report FY 2022
Circuit Court - Felony Criminal Cases

MUHLENBERG COUNTY

Youthful Offenders

There were 1 Felony level offenses and 0 Non-Felony level offenses disposed within 1 Circuit Criminal cases during the fiscal year. Non-Felony offenses include Misdemeanor, Violation, Local Ordinance, or Other level offenses within those cases.

27A.460(11)

	Charges	Cases
Felony	1	1
Felony amended to Non-Felony	0	0

27A.460(11) The number of juvenile offenders tried as an adult

Of the 1 Felony level offenses disposed within the Youthful Offender cases, 1 (100.0%) Charges were convicted

Youthful Offender

	Convictions	Grand Total
Felony Charges by Disposition Type	1	1

Note: A youth charged prior to their 18th birthday, proceeded against as a youthful offender under KRS 635.020(7) may not be included in the above.

KRS 635.020(7) If a person who is eighteen (18) or older and before the court is charged with a felony that occurred prior to his eighteenth birthday, the court shall, upon motion of the county attorney made prior to adjudication, and after the county attorney has consulted with the Commonwealth's Attorney, that the child be proceeded against as a youthful offender, proceed in accordance with the provisions of KRS 640.010.

* A case may consist of one or multiple convicted charges, the distinct count on cases counts the case only once.

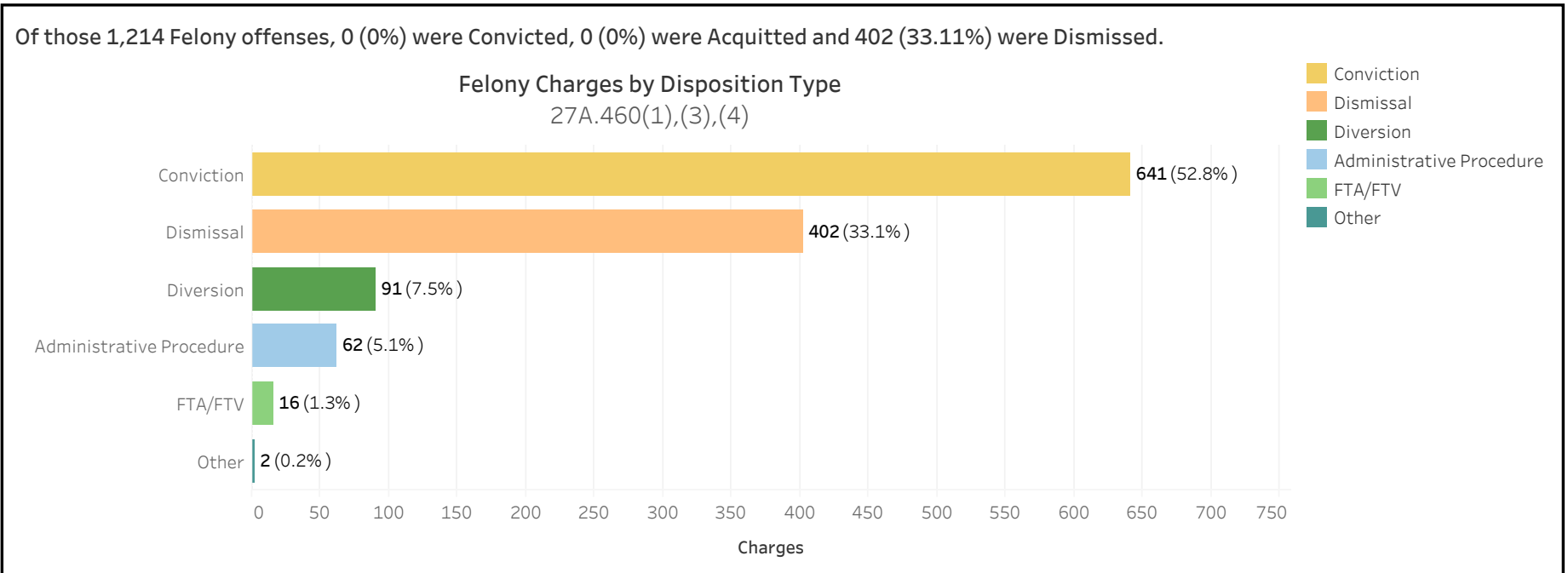


ADMINISTRATIVE OFFICE OF THE COURTS
Research and Statistics
 Annual Report FY 2022
 Circuit Court - Felony Criminal Cases

NELSON COUNTY

There were 1,214 Felony level offenses and 63 Non-Felony level offenses disposed within 550 Circuit Criminal cases during the Fiscal Year. Non-Felony offenses include Misdemeanor, Violation, Local Ordinance or Other level offenses within those cases.

		Charges	Cases
NELSON	Felony	1,214	496
	Felony amended to Non-Felony	63	



27A.460(1) Conviction Percentages
 27A.460(3) Percentage of Acquittals
 27A.460(4) Percentage of Dismissals

* A case may consist of one or multiple convicted charges, the distinct count on cases counts the case only once.
 * Other disposition types include: Denied, Extradition, Grand Jury, Granted, Merged, Mistrial, Grand Jury, Other, Remanded, and Sealed Records.



ADMINISTRATIVE OFFICE OF THE COURTS
Research and Statistics
 Annual Report FY 2022
 Circuit Court - Felony Criminal Cases

NELSON COUNTY

Felony Charges Convicted by Highest Penalty Type

Penalty Type	Felony			MISDEMEANOR			VIOLATION			Grand Total		
	Charges	% of Chgs	Cases	Charges	% of Chgs	Cases	Charges	% of Chgs	Cases	Charges	% of Chgs	Cases
Incarcerated Prison	282	44.2%	83	1	0.3%	1				283	28.4%	83
Incarcerated Jail	42	6.6%	29	68	19.5%	52				110	11.0%	72
Alternative: Home Incarcerati..	1	0.2%	1	3	0.9%	2				4	0.4%	3
Alternative: Probation	307	48.1%	169	122	35.0%	80				429	43.0%	178
Alternative: Cond. Discharged	5	0.8%	5	61	17.5%	45	1	9.1%	1	67	6.7%	50
Alternative Sentence	1	0.2%	1	77	22.1%	70	3	27.3%	1	81	8.1%	71
Pay Fine				3	0.9%	3	7	63.6%	6	10	1.0%	8
Other Penalty				13	3.7%	13				13	1.3%	13
No Sentence				1	0.3%	1				1	0.1%	1
Grand Total	638	100.0%	279	349	100.0%	244	11	100.0%	8	998	100.0%	405

27A.460(2) Percentages of fines, imprisonment, or other penalty assessment

Original & Final Plea Type

		GUILTY	NOT GUILTY	UNKNOWN PLEA TYPE	Grand Total
Felony Charges	Original Plea	9 (0.7%)	608 (50.1%)	597 (49.2%)	1,214 (100.0%)
	Final Plea	617 (50.8%)		597 (49.2%)	1,214 (100.0%)
Felony amended to Non-Felony	Original Plea			63 (100.0%)	63 (100.0%)
	Final Plea			63 (100.0%)	63 (100.0%)

27A.460(5) Percentage of pleas as charges

27A.460(6) Percentage of pleas to reduce charges

* A case may consist of one or multiple convicted charges, the distinct count on cases counts the case only once.

* Convicted charges, percent of charges and the distinct count of cases are sorted by the highest sentence penalty for each of the convicted charges (Guilty, Guilty - Multiple Counts, Prepayable Citation - Paid or Guilty - Sealed Sentence, Enhanced).



ADMINISTRATIVE OFFICE OF THE COURTS
Research and Statistics
 Annual Report FY 2022
 Circuit Court - Felony Criminal Cases

NELSON COUNTY

Cases can have multiple charges which are heard either by a Court Trial, Jury Trial, No Trial or by a combination of trial types. Depending upon the seriousness of the offense and the consequences of a Guilty verdict, defendants in Criminal Cases have the constitutional right to a jury of their peers. In a Jury Trial, the Judge decides questions of law and the jury decides whether the defendant is guilty or not guilty on each of the offenses charted. The cases are categorized by how all the charges within the case were disposed. If all charges were disposed by the same trial type, it is counted in the separate category, otherwise, it is counted within the "Mixed Trial" category. If a charge had no trial type entered or it had "No Trial", then it is counted in the "No Trial" category.

Cases by Trial Type
 27A.460(7), (8), (9), (10)

	Mixed Trial Types	No Trial	Grand Total
Felony Amended Down to Non-Felony		54 100.00%	54 100.00%
Felony Charges	22 4.44%	474 95.56%	496 100.00%
Felony Convictions	20 7.17%	259 92.83%	279 100.00%

- 27A.460(7) Percentage of disposition to guilty as charged by trial
- 27A.460(8) Percentage of those found guilty of lesser charge by trial
- 27A.460(9) Percentage of cases where jury trial taken
- 27A.460(10) Percentage of trials which are bench (court) trials

Shock Probation by Disposition Type
 27A.440(3)(b)

	Denied	Granted	Others	Grand Total
0026090 SHOCK PROBATION IN FELONY CONVICTIONS	78 89.66%	8 9.20%	1 1.15%	87 100.00%

27A.440(3)(b) Extracted data on shock probation shall be placed in the annual report of the Administrative Office of the Courts

* A case may consist of one or multiple convicted charges, the distinct count on cases counts the case only once.
 * Other disposition types include: Denied, Extradition, Grand Jury, Granted, Merged, Mistrial, Grand Jury, Other, Remanded, and Sealed Records.



ADMINISTRATIVE OFFICE OF THE COURTS
Research and Statistics
 Annual Report FY 2022
 Circuit Court - Felony Criminal Cases

NELSON COUNTY

Youthful Offenders

There were 0 Felony level offenses and 0 Non-Felony level offenses disposed within 0 Circuit Criminal cases during the fiscal year. Non-Felony offenses include Misdemeanor, Violation, Local Ordinance, or Other level offenses within those cases.

27A.460(11)

Charges	Cases
0	0

27A.460(11) The number of juvenile offenders tried as an adult

Of the 0 Felony level offenses disposed within the Youthful Offender cases, 0 (None%) Charges were convicted

Youthful Offender

Felony Charges by Disposition Type	0	Grand Total	0

Note: A youth charged prior to their 18th birthday, proceeded against as a youthful offender under KRS 635.020(7) may not be included in the above.

KRS 635.020(7) If a person who is eighteen (18) or older and before the court is charged with a felony that occurred prior to his eighteenth birthday, the court shall, upon motion of the county attorney made prior to adjudication, and after the county attorney has consulted with the Commonwealth's Attorney, that the child be proceeded against as a youthful offender, proceed in accordance with the provisions of KRS 640.010.

* A case may consist of one or multiple convicted charges, the distinct count on cases counts the case only once.

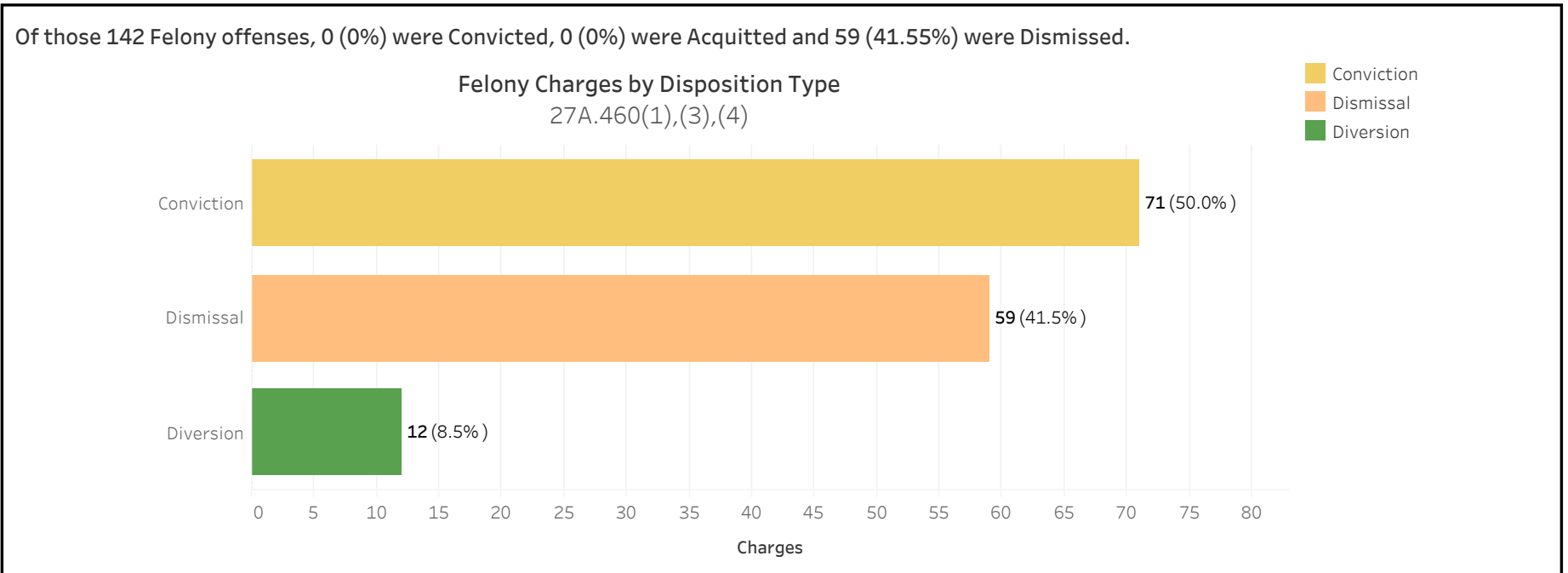


ADMINISTRATIVE OFFICE OF THE COURTS
Research and Statistics
 Annual Report FY 2022
 Circuit Court - Felony Criminal Cases

NICHOLAS COUNTY

There were 142 Felony level offenses and 6 Non-Felony level offenses disposed within 70 Circuit Criminal cases during the Fiscal Year. Non-Felony offenses include Misdemeanor, Violation, Local Ordinance or Other level offenses within those cases.

		Charges	Cases
NICHOLAS	Felony	142	67
	Felony amended to Non-Felony	6	



27A.460(1) Conviction Percentages
 27A.460(3) Percentage of Acquittals
 27A.460(4) Percentage of Dismissals

* A case may consist of one or multiple convicted charges, the distinct count on cases counts the case only once.
 * Other disposition types include: Denied, Extradition, Grand Jury, Granted, Merged, Mistrial, Grand Jury, Other, Remanded, and Sealed Records.



ADMINISTRATIVE OFFICE OF THE COURTS
Research and Statistics
 Annual Report FY 2022
 Circuit Court - Felony Criminal Cases

NICHOLAS COUNTY

Felony Charges Convicted by Highest Penalty Type

Penalty Type	Felony			MISDEMEANOR			VIOLATION			Grand Total		
	Charges	% of Chgs	Cases	Charges	% of Chgs	Cases	Charges	% of Chgs	Cases	Charges	% of Chgs	Cases
Incarcerated Prison	30	43.5%	15							30	20.1%	15
Incarcerated Jail	2	2.9%	2	11	17.7%	7				13	8.7%	7
Alternative: Probation	2	2.9%	2	3	4.8%	3				5	3.4%	4
Alternative Sentence	21	30.4%	21	6	9.7%	6				27	18.1%	26
Pay Fine							15	83.3%	9	15	10.1%	9
Other Penalty	11	15.9%	5	40	64.5%	18				51	34.2%	18
No Sentence	3	4.3%	2	2	3.2%	1	3	16.7%	1	8	5.4%	2
Grand Total	69	100.0%	42	62	100.0%	30	18	100.0%	10	149	100.0%	50

27A.460(2) Percentages of fines, imprisonment, or other penalty assessment

Original & Final Plea Type

		GUILTY	NOT GUILTY	UNKNOWN PLEA TYPE	Grand Total
Felony Charges	Original Plea	9 (6.3%)	51 (35.9%)	82 (57.7%)	142 (100.0%)
	Final Plea	60 (42.3%)		82 (57.7%)	142 (100.0%)
Felony amended to Non-Felony	Original Plea	1 (16.7%)		5 (83.3%)	6 (100.0%)
	Final Plea	1 (16.7%)		5 (83.3%)	6 (100.0%)

27A.460(5) Percentage of pleas as charges

27A.460(6) Percentage of pleas to reduce charges

* A case may consist of one or multiple convicted charges, the distinct count on cases counts the case only once.

* Convicted charges, percent of charges and the distinct count of cases are sorted by the highest sentence penalty for each of the convicted charges (Guilty, Guilty - Multiple Counts, Prepayable Citation - Paid or Guilty - Sealed Sentence, Enhanced).



ADMINISTRATIVE OFFICE OF THE COURTS
Research and Statistics
 Annual Report FY 2022
 Circuit Court - Felony Criminal Cases

NICHOLAS COUNTY

Cases can have multiple charges which are heard either by a Court Trial, Jury Trial, No Trial or by a combination of trial types. Depending upon the seriousness of the offense and the consequences of a Guilty verdict, defendants in Criminal Cases have the constitutional right to a jury of their peers. In a Jury Trial, the Judge decides questions of law and the jury decides whether the defendant is guilty or not guilty on each of the offenses charted. The cases are categorized by how all the charges within the case were disposed. If all charges were disposed by the same trial type, it is counted in the separate category, otherwise, it is counted within the "Mixed Trial" category. If a charge had no trial type entered or it had "No Trial", then it is counted in the "No Trial" category.

Cases by Trial Type
 27A.460(7), (8), (9), (10)

	Mixed Trial Types	No Trial	Grand Total
Felony Amended Down to Non-Felony		3 100.00%	3 100.00%
Felony Charges	12 17.91%	55 82.09%	67 100.00%
Felony Convictions	8 19.05%	34 80.95%	42 100.00%

- 27A.460(7) Percentage of disposition to guilty as charged by trial
- 27A.460(8) Percentage of those found guilty of lesser charge by trial
- 27A.460(9) Percentage of cases where jury trial taken
- 27A.460(10) Percentage of trials which are bench (court) trials

Shock Probation by Disposition Type
 27A.440(3)(b)

	Denied	Granted	Grand Total
0026090 SHOCK PROBATION IN FELONY CONVICTIONS	8 66.67%	4 33.33%	12 100.00%

27A.440(3)(b) Extracted data on shock probation shall be placed in the annual report of the Administrative Office of the Courts

* A case may consist of one or multiple convicted charges, the distinct count on cases counts the case only once.
 * Other disposition types include: Denied, Extradition, Grand Jury, Granted, Merged, Mistrial, Grand Jury, Other, Remanded, and Sealed Records.



ADMINISTRATIVE OFFICE OF THE COURTS
Research and Statistics
 Annual Report FY 2022
 Circuit Court - Felony Criminal Cases

NICHOLAS COUNTY

Youthful Offenders

There were 0 Felony level offenses and 0 Non-Felony level offenses disposed within 0 Circuit Criminal cases during the fiscal year. Non-Felony offenses include Misdemeanor, Violation, Local Ordinance, or Other level offenses within those cases.

27A.460(11)

Charges	Cases
0	0

27A.460(11) The number of juvenile offenders tried as an adult

Of the 0 Felony level offenses disposed within the Youthful Offender cases, 0 (None%) Charges were convicted

Youthful Offender

Felony Charges by Disposition Type	0	Grand Total
	0	0

Note: A youth charged prior to their 18th birthday, proceeded against as a youthful offender under KRS 635.020(7) may not be included in the above.

KRS 635.020(7) If a person who is eighteen (18) or older and before the court is charged with a felony that occurred prior to his eighteenth birthday, the court shall, upon motion of the county attorney made prior to adjudication, and after the county attorney has consulted with the Commonwealth's Attorney, that the child be proceeded against as a youthful offender, proceed in accordance with the provisions of KRS 640.010.

* A case may consist of one or multiple convicted charges, the distinct count on cases counts the case only once.

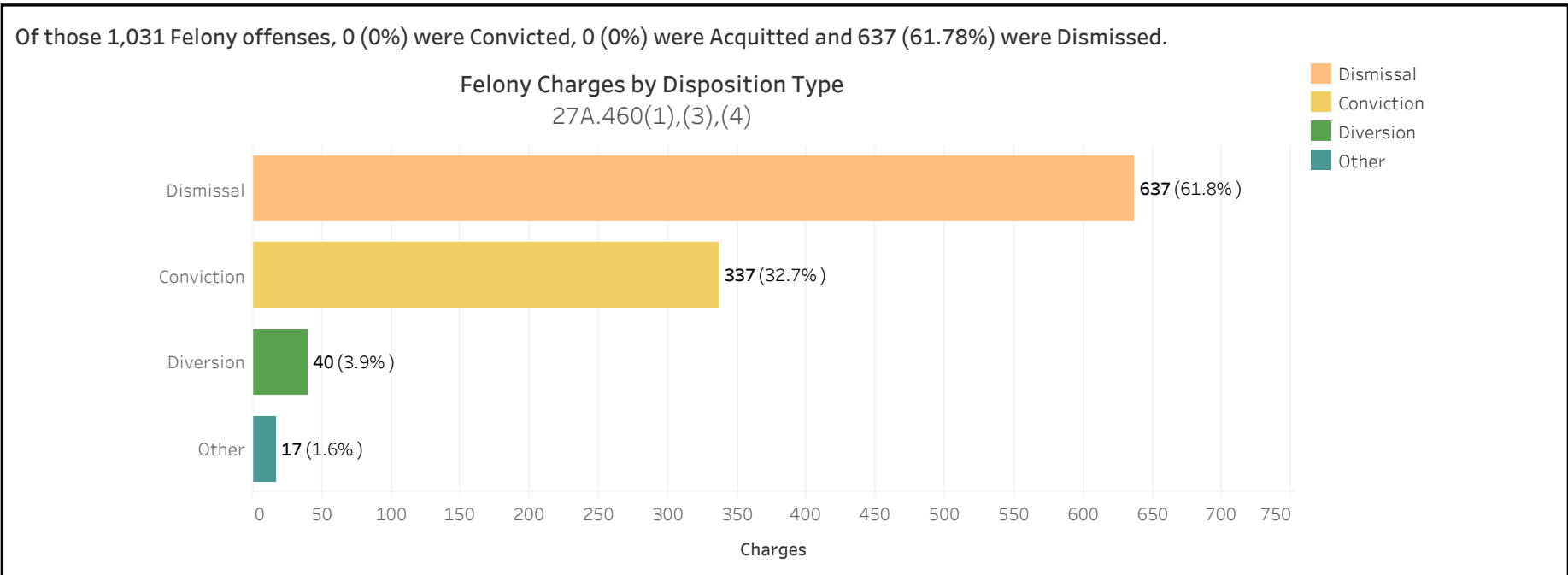


ADMINISTRATIVE OFFICE OF THE COURTS
Research and Statistics
 Annual Report FY 2022
 Circuit Court - Felony Criminal Cases

OHIO COUNTY

There were 1,031 Felony level offenses and 23 Non-Felony level offenses disposed within 363 Circuit Criminal cases during the Fiscal Year. Non-Felony offenses include Misdemeanor, Violation, Local Ordinance or Other level offenses within those cases.

		Charges	Cases
OHIO	Felony	1,031	340
	Felony amended to Non-Felony	23	



27A.460(1) Conviction Percentages
 27A.460(3) Percentage of Acquittals
 27A.460(4) Percentage of Dismissals

* A case may consist of one or multiple convicted charges, the distinct count on cases counts the case only once.
 * Other disposition types include: Denied, Extradition, Grand Jury, Granted, Merged, Mistrial, Grand Jury, Other, Remanded, and Sealed Records.



ADMINISTRATIVE OFFICE OF THE COURTS
Research and Statistics
 Annual Report FY 2022
 Circuit Court - Felony Criminal Cases

OHIO COUNTY

Felony Charges Convicted by Highest Penalty Type

Penalty Type	Felony			MISDEMEANOR			VIOLATION			Grand Total		
	Charges	% of Chgs	Cases	Charges	% of Chgs	Cases	Charges	% of Chgs	Cases	Charges	% of Chgs	Cases
Incarcerated Prison	142	42.1%	63	2	2.0%	2				144	32.7%	65
Incarcerated Jail	38	11.3%	36	21	21.0%	16				59	13.4%	46
Alternative: Probation	124	36.8%	108	69	69.0%	64				193	43.8%	145
Alternative: Cond. Discharged	5	1.5%	5							5	1.1%	5
Other Penalty	1	0.3%	1							1	0.2%	1
No Sentence	27	8.0%	21	8	8.0%	4	4	100.0%	2	39	8.8%	22
Grand Total	337	100.0%	230	100	100.0%	86	4	100.0%	2	441	100.0%	274

27A.460(2) Percentages of fines, imprisonment, or other penalty assessment

Original & Final Plea Type

		GUILTY	NOT GUILTY	UNKNOWN PLEA TYPE	Grand Total
Felony Charges	Original Plea	1 (0.1%)	314 (30.5%)	716 (69.4%)	1,031 (100.0%)
	Final Plea	314 (30.5%)	1 (0.1%)	716 (69.4%)	1,031 (100.0%)
Felony amended to Non-Felony	Original Plea			23 (100.0%)	23 (100.0%)
	Final Plea			23 (100.0%)	23 (100.0%)

27A.460(5) Percentage of pleas as charges

27A.460(6) Percentage of pleas to reduce charges

* A case may consist of one or multiple convicted charges, the distinct count on cases counts the case only once.

* Convicted charges, percent of charges and the distinct count of cases are sorted by the highest sentence penalty for each of the convicted charges (Guilty, Guilty - Multiple Counts, Prepayable Citation - Paid or Guilty - Sealed Sentence, Enhanced).



ADMINISTRATIVE OFFICE OF THE COURTS
Research and Statistics
 Annual Report FY 2022
 Circuit Court - Felony Criminal Cases

OHIO COUNTY

Cases can have multiple charges which are heard either by a Court Trial, Jury Trial, No Trial or by a combination of trial types. Depending upon the seriousness of the offense and the consequences of a Guilty verdict, defendants in Criminal Cases have the constitutional right to a jury of their peers. In a Jury Trial, the Judge decides questions of law and the jury decides whether the defendant is guilty or not guilty on each of the offenses charted. The cases are categorized by how all the charges within the case were disposed. If all charges were disposed by the same trial type, it is counted in the separate category, otherwise, it is counted within the "Mixed Trial" category. If a charge had no trial type entered or it had "No Trial", then it is counted in the "No Trial" category.

Cases by Trial Type
 27A.460(7), (8), (9), (10)

	Mixed Trial Types	No Trial	Grand Total
Felony Amended Down to Non-Felony		23 100.00%	23 100.00%
Felony Charges	5 1.47%	335 98.53%	340 100.00%
Felony Convictions	5 2.17%	225 97.83%	230 100.00%

- 27A.460(7) Percentage of disposition to guilty as charged by trial
- 27A.460(8) Percentage of those found guilty of lesser charge by trial
- 27A.460(9) Percentage of cases where jury trial taken
- 27A.460(10) Percentage of trials which are bench (court) trials

Shock Probation by Disposition Type
 27A.440(3)(b)

	Denied	Granted	Grand Total
0026090 SHOCK PROBATION IN FELONY CONVICTIONS	1 0.78%	128 99.22%	129 100.00%

27A.440(3)(b) Extracted data on shock probation shall be placed in the annual report of the Administrative Office of the Courts

* A case may consist of one or multiple convicted charges, the distinct count on cases counts the case only once.
 * Other disposition types include: Denied, Extradition, Grand Jury, Granted, Merged, Mistrial, Grand Jury, Other, Remanded, and Sealed Records.



ADMINISTRATIVE OFFICE OF THE COURTS
Research and Statistics
Annual Report FY 2022
Circuit Court - Felony Criminal Cases

OHIO COUNTY

Youthful Offenders

There were 0 Felony level offenses and 0 Non-Felony level offenses disposed within 0 Circuit Criminal cases during the fiscal year. Non-Felony offenses include Misdemeanor, Violation, Local Ordinance, or Other level offenses within those cases.

27A.460(11)

	Charges	Cases
	0	0

27A.460(11) The number of juvenile offenders tried as an adult

Of the 0 Felony level offenses disposed within the Youthful Offender cases, 0 (None%) Charges were convicted

Youthful Offender

		Grand Total
Felony Charges by Disposition Type	0	0

Note: A youth charged prior to their 18th birthday, proceeded against as a youthful offender under KRS 635.020(7) may not be included in the above.

KRS 635.020(7) If a person who is eighteen (18) or older and before the court is charged with a felony that occurred prior to his eighteenth birthday, the court shall, upon motion of the county attorney made prior to adjudication, and after the county attorney has consulted with the Commonwealth's Attorney, that the child be proceeded against as a youthful offender, proceed in accordance with the provisions of KRS 640.010.

* A case may consist of one or multiple convicted charges, the distinct count on cases counts the case only once.

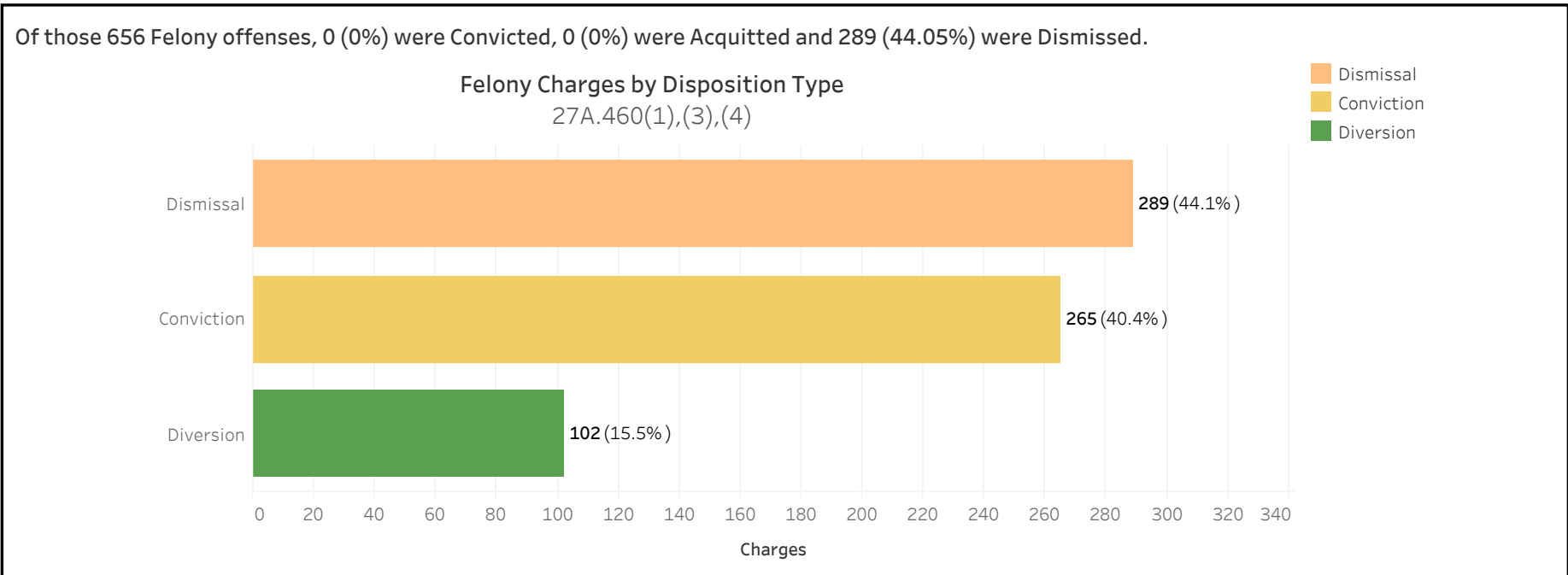


ADMINISTRATIVE OFFICE OF THE COURTS
Research and Statistics
 Annual Report FY 2022
 Circuit Court - Felony Criminal Cases

OLDHAM COUNTY

There were 656 Felony level offenses and 31 Non-Felony level offenses disposed within 288 Circuit Criminal cases during the Fiscal Year. Non-Felony offenses include Misdemeanor, Violation, Local Ordinance or Other level offenses within those cases.

		Charges	Cases
OLDHAM	Felony	656	266
	Felony amended to Non-Felony	31	



27A.460(1) Conviction Percentages
 27A.460(3) Percentage of Acquittals
 27A.460(4) Percentage of Dismissals

* A case may consist of one or multiple convicted charges, the distinct count on cases counts the case only once.
 * Other disposition types include: Denied, Extradition, Grand Jury, Granted, Merged, Mistrial, Grand Jury, Other, Remanded, and Sealed Records.



ADMINISTRATIVE OFFICE OF THE COURTS
Research and Statistics
 Annual Report FY 2022
 Circuit Court - Felony Criminal Cases

OLDHAM COUNTY

Felony Charges Convicted by Highest Penalty Type

Penalty Type	Felony			MISDEMEANOR			VIOLATION			Grand Total		
	Charges	% of Chgs	Cases	Charges	% of Chgs	Cases	Charges	% of Chgs	Cases	Charges	% of Chgs	Cases
Incarcerated Prison	114	43.7%	25							114	34.5%	25
Incarcerated Jail	12	4.6%	11	14	20.9%	12				26	7.9%	23
Alternative: Probation	5	1.9%	5							5	1.5%	5
Alternative: Cond. Discharged				29	43.3%	17				29	8.8%	17
Alternative Sentence	84	32.2%	82	9	13.4%	9				93	28.2%	89
Pay Fine				8	11.9%	7	1	50.0%	1	9	2.7%	8
Pay Court Cost	1	0.4%	1							1	0.3%	1
Other Penalty	35	13.4%	28	6	9.0%	6	1	50.0%	1	42	12.7%	30
No Sentence	10	3.8%	8	1	1.5%	1				11	3.3%	8
Grand Total	261	100.0%	135	67	100.0%	45	2	100.0%	2	330	100.0%	167

27A.460(2) Percentages of fines, imprisonment, or other penalty assessment

Original & Final Plea Type

		GUILTY	NOT GUILTY	UNKNOWN PLEA TYPE	Grand Total
Felony Charges	Original Plea	164 (25.0%)	475 (72.4%)	17 (2.6%)	656 (100.0%)
	Final Plea	584 (89.0%)	55 (8.4%)	17 (2.6%)	656 (100.0%)
Felony amended to Non-Felony	Original Plea		1 (3.2%)	30 (96.8%)	31 (100.0%)
	Final Plea	1 (3.2%)		30 (96.8%)	31 (100.0%)

27A.460(5) Percentage of pleas as charges

27A.460(6) Percentage of pleas to reduce charges

* A case may consist of one or multiple convicted charges, the distinct count on cases counts the case only once.

* Convicted charges, percent of charges and the distinct count of cases are sorted by the highest sentence penalty for each of the convicted charges (Guilty, Guilty - Multiple Counts, Prepayable Citation - Paid or Guilty - Sealed Sentence, Enhanced).



ADMINISTRATIVE OFFICE OF THE COURTS
Research and Statistics
 Annual Report FY 2022
 Circuit Court - Felony Criminal Cases

OLDHAM COUNTY

Cases can have multiple charges which are heard either by a Court Trial, Jury Trial, No Trial or by a combination of trial types. Depending upon the seriousness of the offense and the consequences of a Guilty verdict, defendants in Criminal Cases have the constitutional right to a jury of their peers. In a Jury Trial, the Judge decides questions of law and the jury decides whether the defendant is guilty or not guilty on each of the offenses charted. The cases are categorized by how all the charges within the case were disposed. If all charges were disposed by the same trial type, it is counted in the separate category, otherwise, it is counted within the "Mixed Trial" category. If a charge had no trial type entered or it had "No Trial", then it is counted in the "No Trial" category.

Cases by Trial Type
 27A.460(7), (8), (9), (10)

	Mixed Trial Types	No Trial	Grand Total
Felony Amended Down to Non-Felony		22 100.00%	22 100.00%
Felony Charges	29 10.90%	237 89.10%	266 100.00%
Felony Convictions	28 20.74%	107 79.26%	135 100.00%

- 27A.460(7) Percentage of disposition to guilty as charged by trial
- 27A.460(8) Percentage of those found guilty of lesser charge by trial
- 27A.460(9) Percentage of cases where jury trial taken
- 27A.460(10) Percentage of trials which are bench (court) trials

Shock Probation by Disposition Type
 27A.440(3)(b)

	Denied	Grand Total
0026090 SHOCK PROBATION IN FELONY CONVICTIONS	5 100.00%	5 100.00%

27A.440(3)(b) Extracted data on shock probation shall be placed in the annual report of the Administrative Office of the Courts

* A case may consist of one or multiple convicted charges, the distinct count on cases counts the case only once.
 * Other disposition types include: Denied, Extradition, Grand Jury, Granted, Merged, Mistrial, Grand Jury, Other, Remanded, and Sealed Records.



ADMINISTRATIVE OFFICE OF THE COURTS
Research and Statistics
Annual Report FY 2022
Circuit Court - Felony Criminal Cases

OLDHAM COUNTY

Youthful Offenders

There were 0 Felony level offenses and 0 Non-Felony level offenses disposed within 0 Circuit Criminal cases during the fiscal year. Non-Felony offenses include Misdemeanor, Violation, Local Ordinance, or Other level offenses within those cases.

27A.460(11)

	Charges	Cases
	0	0

27A.460(11) The number of juvenile offenders tried as an adult

Of the 0 Felony level offenses disposed within the Youthful Offender cases, 0 (None%) Charges were convicted

Youthful Offender

		Grand Total
Felony Charges by Disposition Type	0	0

Note: A youth charged prior to their 18th birthday, proceeded against as a youthful offender under KRS 635.020(7) may not be included in the above.

KRS 635.020(7) If a person who is eighteen (18) or older and before the court is charged with a felony that occurred prior to his eighteenth birthday, the court shall, upon motion of the county attorney made prior to adjudication, and after the county attorney has consulted with the Commonwealth's Attorney, that the child be proceeded against as a youthful offender, proceed in accordance with the provisions of KRS 640.010.

* A case may consist of one or multiple convicted charges, the distinct count on cases counts the case only once.

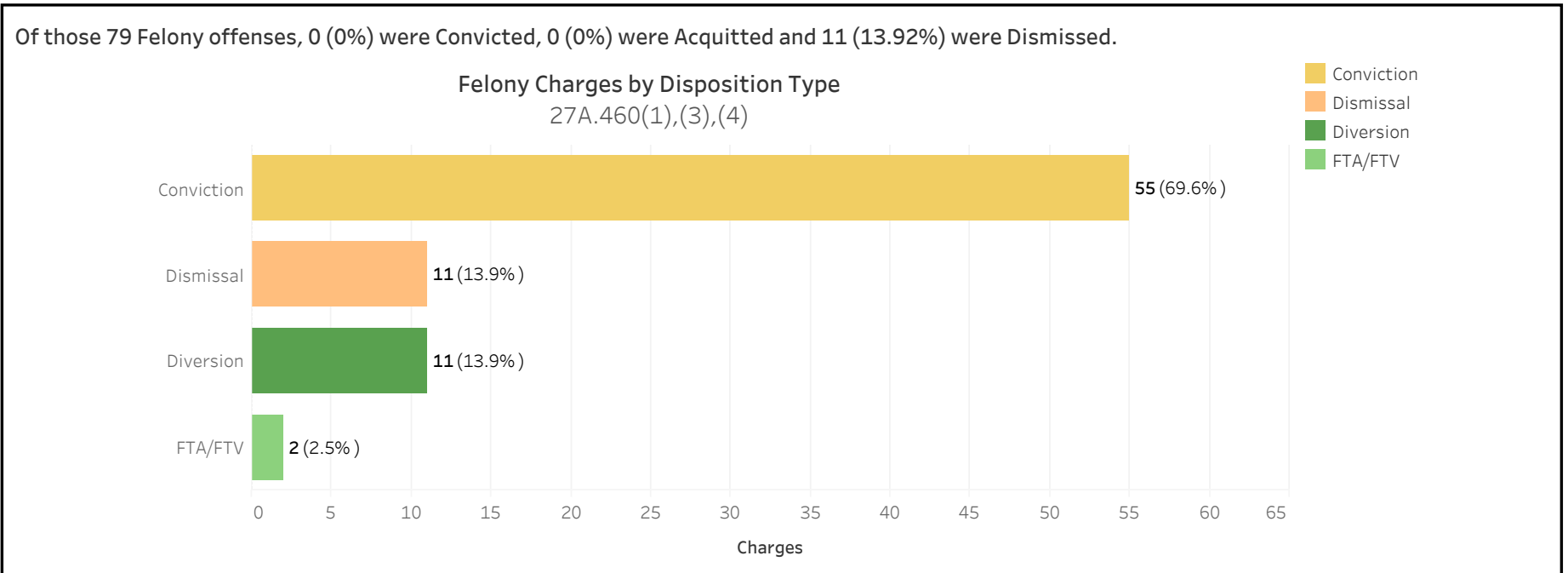


ADMINISTRATIVE OFFICE OF THE COURTS
Research and Statistics
 Annual Report FY 2022
 Circuit Court - Felony Criminal Cases

OWEN COUNTY

There were 79 Felony level offenses and 0 Non-Felony level offenses disposed within 59 Circuit Criminal cases during the Fiscal Year. Non-Felony offenses include Misdemeanor, Violation, Local Ordinance or Other level offenses within those cases.

		Charges	Cases
OWEN	Felony	79	59
	Felony amended to Non-Felony	0	



27A.460(1) Conviction Percentages
 27A.460(3) Percentage of Acquittals
 27A.460(4) Percentage of Dismissals

* A case may consist of one or multiple convicted charges, the distinct count on cases counts the case only once.
 * Other disposition types include: Denied, Extradition, Grand Jury, Granted, Merged, Mistrial, Grand Jury, Other, Remanded, and Sealed Records.



ADMINISTRATIVE OFFICE OF THE COURTS
Research and Statistics
 Annual Report FY 2022
 Circuit Court - Felony Criminal Cases

OWEN COUNTY

Felony Charges Convicted by Highest Penalty Type

Penalty Type	Felony			MISDEMEANOR			VIOLATION			Grand Total		
	Charges	% of Chgs	Cases	Charges	% of Chgs	Cases	Charges	% of Chgs	Cases	Charges	% of Chgs	Cases
Incarcerated Prison	13	23.6%	7							13	8.4%	7
Incarcerated Jail	6	10.9%	5	21	27.6%	10				27	17.4%	10
Alternative: Cond. Discharged	1	1.8%	1	17	22.4%	9				18	11.6%	10
Alternative Sentence	27	49.1%	26	3	3.9%	3				30	19.4%	26
Pay Fine	1	1.8%	1							1	0.6%	1
Pay Court Cost	1	1.8%	1	2	2.6%	2				3	1.9%	3
Other Penalty	6	10.9%	4	33	43.4%	22	24	100.0%	10	63	40.6%	32
Grand Total	55	100.0%	39	76	100.0%	41	24	100.0%	10	155	100.0%	48

27A.460(2) Percentages of fines, imprisonment, or other penalty assessment

Original & Final Plea Type

Felony Charges		GUILTY	NOT GUILTY	UNKNOWN PLEA TYPE	Grand Total
		Original Plea	33 (41.8%)	22 (27.8%)	24 (30.4%)
Final Plea		55 (69.6%)		24 (30.4%)	79 (100.0%)

27A.460(5) Percentage of pleas as charges

27A.460(6) Percentage of pleas to reduce charges

* A case may consist of one or multiple convicted charges, the distinct count on cases counts the case only once.

* Convicted charges, percent of charges and the distinct count of cases are sorted by the highest sentence penalty for each of the convicted charges (Guilty, Guilty - Multiple Counts, Prepayable Citation - Paid or Guilty - Sealed Sentence, Enhanced).



ADMINISTRATIVE OFFICE OF THE COURTS
Research and Statistics
 Annual Report FY 2022
 Circuit Court - Felony Criminal Cases

OWEN COUNTY

Cases can have multiple charges which are heard either by a Court Trial, Jury Trial, No Trial or by a combination of trial types. Depending upon the seriousness of the offense and the consequences of a Guilty verdict, defendants in Criminal Cases have the constitutional right to a jury of their peers. In a Jury Trial, the Judge decides questions of law and the jury decides whether the defendant is guilty or not guilty on each of the offenses charted. The cases are categorized by how all the charges within the case were disposed. If all charges were disposed by the same trial type, it is counted in the separate category, otherwise, it is counted within the "Mixed Trial" category. If a charge had no trial type entered or it had "No Trial", then it is counted in the "No Trial" category.

Cases by Trial Type
 27A.460(7), (8), (9), (10)

	Mixed Trial Types	No Trial	Grand Total
Felony Charges	7 11.86%	52 88.14%	59 100.00%
Felony Convictions	7 17.95%	32 82.05%	39 100.00%

- 27A.460(7) Percentage of disposition to guilty as charged by trial
- 27A.460(8) Percentage of those found guilty of lesser charge by trial
- 27A.460(9) Percentage of cases where jury trial taken
- 27A.460(10) Percentage of trials which are bench (court) trials

Shock Probation by Disposition Type
 27A.440(3)(b)

	Denied	Granted	Grand Total
0026090 SHOCK PROBATION IN FELONY CONVICTIONS	1 50.00%	1 50.00%	2 100.00%

27A.440(3)(b) Extracted data on shock probation shall be placed in the annual report of the Administrative Office of the Courts

* A case may consist of one or multiple convicted charges, the distinct count on cases counts the case only once.
 * Other disposition types include: Denied, Extradition, Grand Jury, Granted, Merged, Mistrial, Grand Jury, Other, Remanded, and Sealed Records.



ADMINISTRATIVE OFFICE OF THE COURTS
Research and Statistics
 Annual Report FY 2022
 Circuit Court - Felony Criminal Cases

OWEN COUNTY

Youthful Offenders

There were 4 Felony level offenses and 0 Non-Felony level offenses disposed within 1 Circuit Criminal cases during the fiscal year. Non-Felony offenses include Misdemeanor, Violation, Local Ordinance, or Other level offenses within those cases.

27A.460(11)

	Charges	Cases
Felony	4	1
Felony amended to Non-Felony	0	0

27A.460(11) The number of juvenile offenders tried as an adult

Of the 4 Felony level offenses disposed within the Youthful Offender cases, 4 (100.0%) Charges were convicted

Youthful Offender

	Convictions	Grand Total
Felony Charges by Disposition Type	4	4

Note: A youth charged prior to their 18th birthday, proceeded against as a youthful offender under KRS 635.020(7) may not be included in the above.

KRS 635.020(7) If a person who is eighteen (18) or older and before the court is charged with a felony that occurred prior to his eighteenth birthday, the court shall, upon motion of the county attorney made prior to adjudication, and after the county attorney has consulted with the Commonwealth's Attorney, that the child be proceeded against as a youthful offender, proceed in accordance with the provisions of KRS 640.010.

* A case may consist of one or multiple convicted charges, the distinct count on cases counts the case only once.

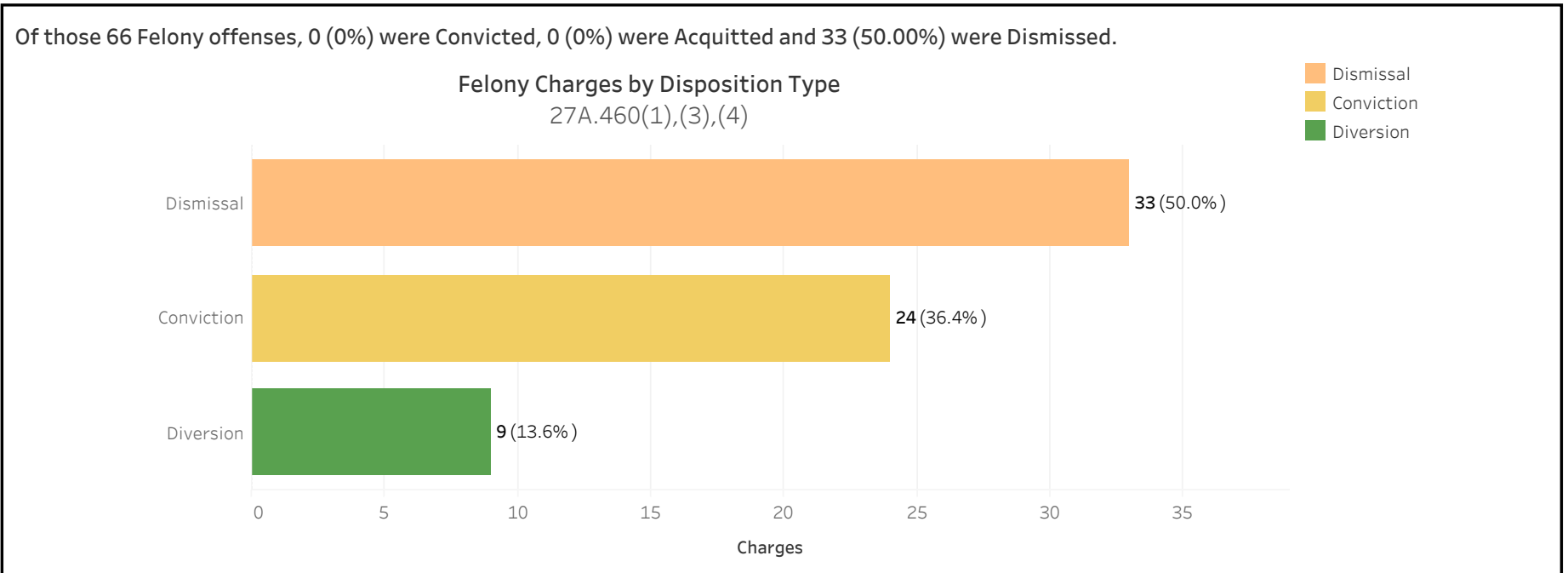


ADMINISTRATIVE OFFICE OF THE COURTS
Research and Statistics
 Annual Report FY 2022
 Circuit Court - Felony Criminal Cases

OWSLEY COUNTY

There were 66 Felony level offenses and 2 Non-Felony level offenses disposed within 21 Circuit Criminal cases during the Fiscal Year. Non-Felony offenses include Misdemeanor, Violation, Local Ordinance or Other level offenses within those cases.

		Charges	Cases
OWSLEY	Felony	66	19
	Felony amended to Non-Felony	2	



27A.460(1) Conviction Percentages
 27A.460(3) Percentage of Acquittals
 27A.460(4) Percentage of Dismissals

* A case may consist of one or multiple convicted charges, the distinct count on cases counts the case only once.
 * Other disposition types include: Denied, Extradition, Grand Jury, Granted, Merged, Mistrial, Grand Jury, Other, Remanded, and Sealed Records.



ADMINISTRATIVE OFFICE OF THE COURTS
Research and Statistics
 Annual Report FY 2022
 Circuit Court - Felony Criminal Cases

OWSLEY COUNTY

Felony Charges Convicted by Highest Penalty Type

Penalty Type	Felony			MISDEMEANOR			Grand Total		
	Charges	% of Chgs	Cases	Charges	% of Chgs	Cases	Charges	% of Chgs	Cases
Incarcerated Prison	17	70.8%	8	1	7.1%	1	18	47.4%	8
Incarcerated Jail				9	64.3%	3	9	23.7%	3
Alternative: Probation	7	29.2%	3				7	18.4%	3
Alternative: Cond. Discharged				4	28.6%	2	4	10.5%	2
Grand Total	24	100.0%	11	14	100.0%	6	38	100.0%	14

27A.460(2) Percentages of fines, imprisonment, or other penalty assessment

Original & Final Plea Type

		NOT GUILTY	UNKNOWN PLEA TYPE	Grand Total
Felony Charges	Original Plea	22 (33.3%)	44 (66.7%)	66 (100.0%)
	Final Plea	22 (33.3%)	44 (66.7%)	66 (100.0%)
Felony amended to Non-Felony	Original Plea		2 (100.0%)	2 (100.0%)
	Final Plea		2 (100.0%)	2 (100.0%)

27A.460(5) Percentage of pleas as charges

27A.460(6) Percentage of pleas to reduce charges

* A case may consist of one or multiple convicted charges, the distinct count on cases counts the case only once.

* Convicted charges, percent of charges and the distinct count of cases are sorted by the highest sentence penalty for each of the convicted charges (Guilty, Guilty - Multiple Counts, Prepayable Citation - Paid or Guilty - Sealed Sentence, Enhanced).



ADMINISTRATIVE OFFICE OF THE COURTS
Research and Statistics
 Annual Report FY 2022
 Circuit Court - Felony Criminal Cases

OWSLEY COUNTY

Cases can have multiple charges which are heard either by a Court Trial, Jury Trial, No Trial or by a combination of trial types. Depending upon the seriousness of the offense and the consequences of a Guilty verdict, defendants in Criminal Cases have the constitutional right to a jury of their peers. In a Jury Trial, the Judge decides questions of law and the jury decides whether the defendant is guilty or not guilty on each of the offenses charted. The cases are categorized by how all the charges within the case were disposed. If all charges were disposed by the same trial type, it is counted in the separate category, otherwise, it is counted within the "Mixed Trial" category. If a charge had no trial type entered or it had "No Trial", then it is counted in the "No Trial" category.

Cases by Trial Type

27A.460(7), (8), (9), (10)

	No Trial	Grand Total
Felony Amended Down to Non-Felony	2 100.0%	2 100.0%
Felony Charges	19 100.0%	19 100.0%
Felony Convictions	11 100.0%	11 100.0%

- 27A.460(7) Percentage of disposition to guilty as charged by trial
- 27A.460(8) Percentage of those found guilty of lesser charge by trial
- 27A.460(9) Percentage of cases where jury trial taken
- 27A.460(10) Percentage of trials which are bench (court) trials

Shock Probation by Disposition Type

27A.440(3)(b)

	Denied	Grand Total
0026090 SHOCK PROBATION IN FELONY CONVICTIONS	2 100.00%	2 100.00%

27A.440(3)(b) Extracted data on shock probation shall be placed in the annual report of the Administrative Office of the Courts

* A case may consist of one or multiple convicted charges, the distinct count on cases counts the case only once.
 * Other disposition types include: Denied, Extradition, Grand Jury, Granted, Merged, Mistrial, Grand Jury, Other, Remanded, and Sealed Records.



ADMINISTRATIVE OFFICE OF THE COURTS
Research and Statistics
 Annual Report FY 2022
 Circuit Court - Felony Criminal Cases

OWSLEY COUNTY

Youthful Offenders

There were 0 Felony level offenses and 0 Non-Felony level offenses disposed within 0 Circuit Criminal cases during the fiscal year. Non-Felony offenses include Misdemeanor, Violation, Local Ordinance, or Other level offenses within those cases.

27A.460(11)

Charges	Cases
0	0

27A.460(11) The number of juvenile offenders tried as an adult

Of the 0 Felony level offenses disposed within the Youthful Offender cases, 0 (None%) Charges were convicted

Youthful Offender

Felony Charges by Disposition Type	0	Grand Total
	0	0

Note: A youth charged prior to their 18th birthday, proceeded against as a youthful offender under KRS 635.020(7) may not be included in the above.

KRS 635.020(7) If a person who is eighteen (18) or older and before the court is charged with a felony that occurred prior to his eighteenth birthday, the court shall, upon motion of the county attorney made prior to adjudication, and after the county attorney has consulted with the Commonwealth's Attorney, that the child be proceeded against as a youthful offender, proceed in accordance with the provisions of KRS 640.010.

* A case may consist of one or multiple convicted charges, the distinct count on cases counts the case only once.

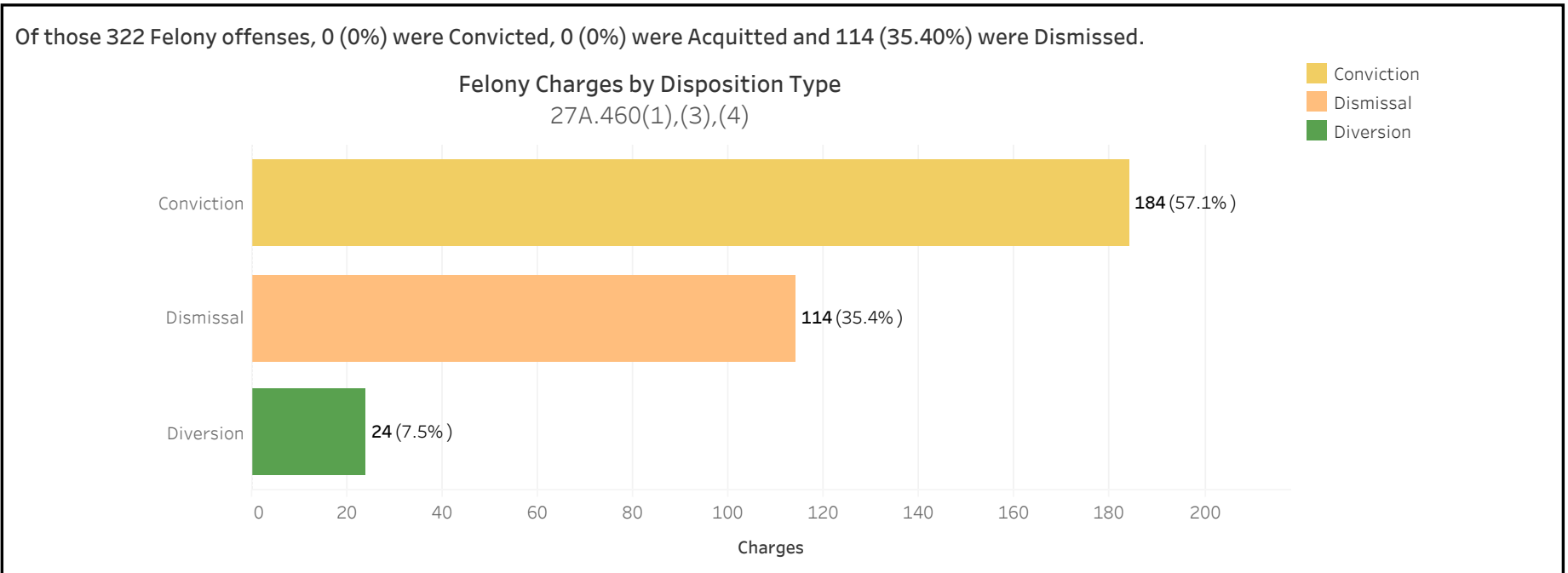


ADMINISTRATIVE OFFICE OF THE COURTS
Research and Statistics
 Annual Report FY 2022
 Circuit Court - Felony Criminal Cases

PENDLETON COUNTY

There were 322 Felony level offenses and 15 Non-Felony level offenses disposed within 146 Circuit Criminal cases during the Fiscal Year. Non-Felony offenses include Misdemeanor, Violation, Local Ordinance or Other level offenses within those cases.

		Charges	Cases
PENDLETON	Felony	322	132
	Felony amended to Non-Felony	15	



27A.460(1) Conviction Percentages
 27A.460(3) Percentage of Acquittals
 27A.460(4) Percentage of Dismissals

* A case may consist of one or multiple convicted charges, the distinct count on cases counts the case only once.
 * Other disposition types include: Denied, Extradition, Grand Jury, Granted, Merged, Mistrial, Grand Jury, Other, Remanded, and Sealed Records.



ADMINISTRATIVE OFFICE OF THE COURTS
Research and Statistics
 Annual Report FY 2022
 Circuit Court - Felony Criminal Cases

PENDLETON COUNTY

Felony Charges Convicted by Highest Penalty Type

Penalty Type	Felony			MISDEMEANOR			VIOLATION			Grand Total		
	Charges	% of Chgs	Cases	Charges	% of Chgs	Cases	Charges	% of Chgs	Cases	Charges	% of Chgs	Cases
Incarcerated Prison	53	31.0%	26							53	13.3%	26
Incarcerated Jail	12	7.0%	9	57	29.7%	29				69	17.3%	31
Alternative: Probation	22	12.9%	10	30	15.6%	14				52	13.1%	18
Alternative Sentence	66	38.6%	40	94	49.0%	44	1	2.9%	1	161	40.5%	62
Pay Fine				2	1.0%	2	34	97.1%	17	36	9.0%	17
Pay Court Cost	15	8.8%	15							15	3.8%	15
Other Penalty	3	1.8%	3	9	4.7%	8				12	3.0%	9
Grand Total	171	100.0%	96	192	100.0%	84	35	100.0%	18	398	100.0%	120

27A.460(2) Percentages of fines, imprisonment, or other penalty assessment

Original & Final Plea Type

		GUILTY	NOT GUILTY	UNKNOWN PLEA TYPE	Grand Total
Felony Charges	Original Plea	27 (8.4%)	150 (46.6%)	145 (45.0%)	322 (100.0%)
	Final Plea	177 (55.0%)		145 (45.0%)	322 (100.0%)
Felony amended to Non-Felony	Original Plea			15 (100.0%)	15 (100.0%)
	Final Plea			15 (100.0%)	15 (100.0%)

27A.460(5) Percentage of pleas as charges

27A.460(6) Percentage of pleas to reduce charges

* A case may consist of one or multiple convicted charges, the distinct count on cases counts the case only once.

* Convicted charges, percent of charges and the distinct count of cases are sorted by the highest sentence penalty for each of the convicted charges (Guilty, Guilty - Multiple Counts, Prepayable Citation - Paid or Guilty - Sealed Sentence, Enhanced).



ADMINISTRATIVE OFFICE OF THE COURTS
Research and Statistics
 Annual Report FY 2022
 Circuit Court - Felony Criminal Cases

PENDLETON COUNTY

Cases can have multiple charges which are heard either by a Court Trial, Jury Trial, No Trial or by a combination of trial types. Depending upon the seriousness of the offense and the consequences of a Guilty verdict, defendants in Criminal Cases have the constitutional right to a jury of their peers. In a Jury Trial, the Judge decides questions of law and the jury decides whether the defendant is guilty or not guilty on each of the offenses charted. The cases are categorized by how all the charges within the case were disposed. If all charges were disposed by the same trial type, it is counted in the separate category, otherwise, it is counted within the "Mixed Trial" category. If a charge had no trial type entered or it had "No Trial", then it is counted in the "No Trial" category.

Cases by Trial Type
 27A.460(7), (8), (9), (10)

	Mixed Trial Types	No Trial	Grand Total
Felony Amended Down to Non-Felony	3 21.43%	11 78.57%	14 100.00%
Felony Charges	18 13.64%	114 86.36%	132 100.00%
Felony Convictions	14 14.58%	82 85.42%	96 100.00%

- 27A.460(7) Percentage of disposition to guilty as charged by trial
- 27A.460(8) Percentage of those found guilty of lesser charge by trial
- 27A.460(9) Percentage of cases where jury trial taken
- 27A.460(10) Percentage of trials which are bench (court) trials

Shock Probation by Disposition Type
 27A.440(3)(b)

	Denied	Granted	Others	Grand Total
0026090 SHOCK PROBATION IN FELONY CONVICTIONS	20 68.97%	8 27.59%	1 3.45%	29 100.00%

27A.440(3)(b) Extracted data on shock probation shall be placed in the annual report of the Administrative Office of the Courts

* A case may consist of one or multiple convicted charges, the distinct count on cases counts the case only once.
 * Other disposition types include: Denied, Extradition, Grand Jury, Granted, Merged, Mistrial, Grand Jury, Other, Remanded, and Sealed Records.



ADMINISTRATIVE OFFICE OF THE COURTS
Research and Statistics
 Annual Report FY 2022
 Circuit Court - Felony Criminal Cases

PENDLETON COUNTY

Youthful Offenders

There were 0 Felony level offenses and 0 Non-Felony level offenses disposed within 0 Circuit Criminal cases during the fiscal year. Non-Felony offenses include Misdemeanor, Violation, Local Ordinance, or Other level offenses within those cases.

27A.460(11)

Charges	Cases
0	0

27A.460(11) The number of juvenile offenders tried as an adult

Of the 0 Felony level offenses disposed within the Youthful Offender cases, 0 (None%) Charges were convicted

Youthful Offender

Felony Charges by Disposition Type	0	Grand Total
	0	0

Note: A youth charged prior to their 18th birthday, proceeded against as a youthful offender under KRS 635.020(7) may not be included in the above.

KRS 635.020(7) If a person who is eighteen (18) or older and before the court is charged with a felony that occurred prior to his eighteenth birthday, the court shall, upon motion of the county attorney made prior to adjudication, and after the county attorney has consulted with the Commonwealth's Attorney, that the child be proceeded against as a youthful offender, proceed in accordance with the provisions of KRS 640.010.

* A case may consist of one or multiple convicted charges, the distinct count on cases counts the case only once.

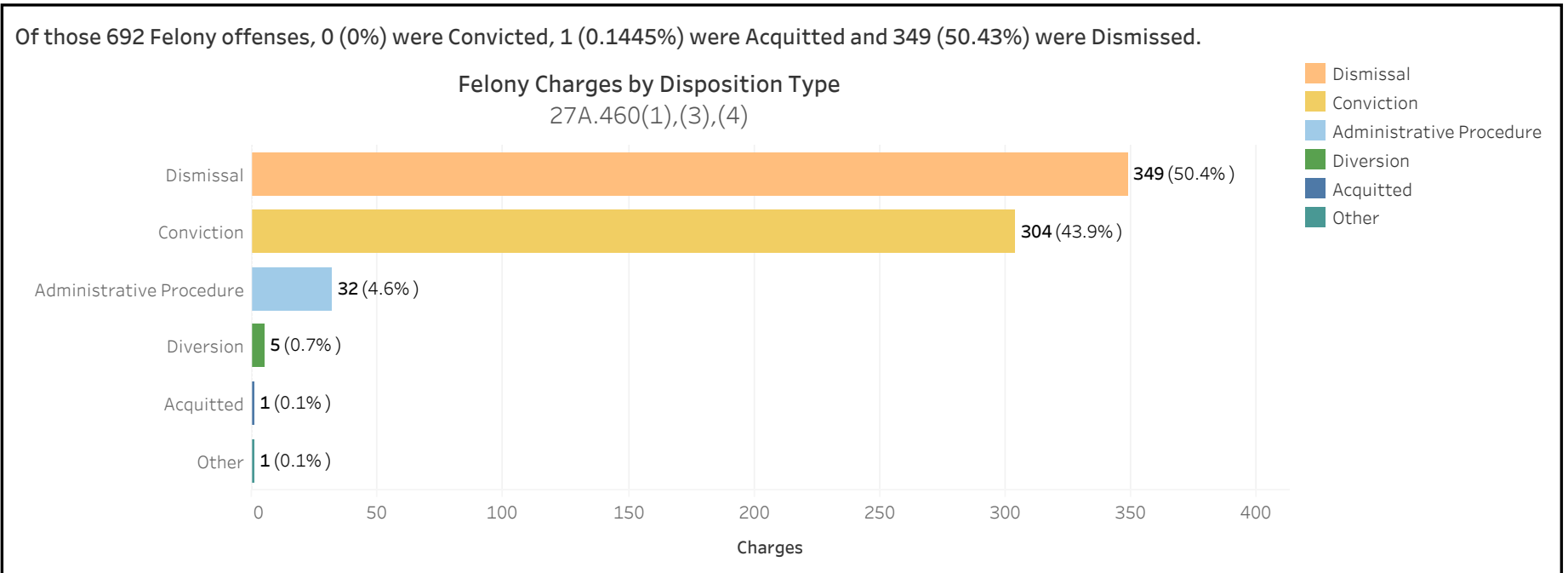


ADMINISTRATIVE OFFICE OF THE COURTS
Research and Statistics
 Annual Report FY 2022
 Circuit Court - Felony Criminal Cases

PERRY COUNTY

There were 692 Felony level offenses and 28 Non-Felony level offenses disposed within 262 Circuit Criminal cases during the Fiscal Year. Non-Felony offenses include Misdemeanor, Violation, Local Ordinance or Other level offenses within those cases.

		Charges	Cases
PERRY	Felony	692	238
	Felony amended to Non-Felony	28	



27A.460(1) Conviction Percentages
 27A.460(3) Percentage of Acquittals
 27A.460(4) Percentage of Dismissals

* A case may consist of one or multiple convicted charges, the distinct count on cases counts the case only once.
 * Other disposition types include: Denied, Extradition, Grand Jury, Granted, Merged, Mistrial, Grand Jury, Other, Remanded, and Sealed Records.



ADMINISTRATIVE OFFICE OF THE COURTS
Research and Statistics
 Annual Report FY 2022
 Circuit Court - Felony Criminal Cases

PERRY COUNTY

Felony Charges Convicted by Highest Penalty Type

Penalty Type	Felony			MISDEMEANOR			VIOLATION			Grand Total		
	Charges	% of Chgs	Cases	Charges	% of Chgs	Cases	Charges	% of Chgs	Cases	Charges	% of Chgs	Cases
Incarcerated Prison	103	33.9%	58							103	16.3%	58
Incarcerated Jail	13	4.3%	7	119	44.7%	50				132	20.9%	55
Alternative: Probation	184	60.5%	118	146	54.9%	75				330	52.1%	135
Alternative Sentence							5	7.9%	5	5	0.8%	5
Pay Court Cost				1	0.4%	1	1	1.6%	1	2	0.3%	2
Other Penalty	4	1.3%	2				57	90.5%	25	61	9.6%	27
Grand Total	304	100.0%	182	266	100.0%	111	63	100.0%	30	633	100.0%	207

27A.460(2) Percentages of fines, imprisonment, or other penalty assessment

Original & Final Plea Type

		UNKNOWN PLEA TYPE	Grand Total
Felony Charges	Original Plea	692 (100.0%)	692 (100.0%)
	Final Plea	692 (100.0%)	692 (100.0%)
Felony amended to Non-Felony	Original Plea	28 (100.0%)	28 (100.0%)
	Final Plea	28 (100.0%)	28 (100.0%)

27A.460(5) Percentage of pleas as charges

27A.460(6) Percentage of pleas to reduce charges

* A case may consist of one or multiple convicted charges, the distinct count on cases counts the case only once.

* Convicted charges, percent of charges and the distinct count of cases are sorted by the highest sentence penalty for each of the convicted charges (Guilty, Guilty - Multiple Counts, Prepayable Citation - Paid or Guilty - Sealed Sentence, Enhanced).



ADMINISTRATIVE OFFICE OF THE COURTS
Research and Statistics
 Annual Report FY 2022
 Circuit Court - Felony Criminal Cases

PERRY COUNTY

Cases can have multiple charges which are heard either by a Court Trial, Jury Trial, No Trial or by a combination of trial types. Depending upon the seriousness of the offense and the consequences of a Guilty verdict, defendants in Criminal Cases have the constitutional right to a jury of their peers. In a Jury Trial, the Judge decides questions of law and the jury decides whether the defendant is guilty or not guilty on each of the offenses charted. The cases are categorized by how all the charges within the case were disposed. If all charges were disposed by the same trial type, it is counted in the separate category, otherwise, it is counted within the "Mixed Trial" category. If a charge had no trial type entered or it had "No Trial", then it is counted in the "No Trial" category.

Cases by Trial Type
 27A.460(7), (8), (9), (10)

	Mixed Trial Types	No Trial	Grand Total
Felony Amended Down to Non-Felony		24 100.00%	24 100.00%
Felony Charges	2 0.84%	236 99.16%	238 100.00%
Felony Convictions	1 0.55%	181 99.45%	182 100.00%

- 27A.460(7) Percentage of disposition to guilty as charged by trial
- 27A.460(8) Percentage of those found guilty of lesser charge by trial
- 27A.460(9) Percentage of cases where jury trial taken
- 27A.460(10) Percentage of trials which are bench (court) trials

Shock Probation by Disposition Type
 27A.440(3)(b)

	Granted	Grand Total
0026090 SHOCK PROBATION IN FELONY CONVICTIONS	5 100.00%	5 100.00%
0026100 SHOCK PROBATION IN MISDEMEANOR CONVICTIONS	1 100.00%	1 100.00%

27A.440(3)(b) Extracted data on shock probation shall be placed in the annual report of the Administrative Office of the Courts

* A case may consist of one or multiple convicted charges, the distinct count on cases counts the case only once.
 * Other disposition types include: Denied, Extradition, Grand Jury, Granted, Merged, Mistrial, Grand Jury, Other, Remanded, and Sealed Records.



ADMINISTRATIVE OFFICE OF THE COURTS
Research and Statistics
Annual Report FY 2022
Circuit Court - Felony Criminal Cases

PERRY COUNTY

Youthful Offenders

There were 0 Felony level offenses and 0 Non-Felony level offenses disposed within 0 Circuit Criminal cases during the fiscal year. Non-Felony offenses include Misdemeanor, Violation, Local Ordinance, or Other level offenses within those cases.

27A.460(11)

	Charges	Cases
	0	0

27A.460(11) The number of juvenile offenders tried as an adult

Of the 0 Felony level offenses disposed within the Youthful Offender cases, 0 (None%) Charges were convicted

Youthful Offender

		Grand Total
Felony Charges by Disposition Type	0	0

Note: A youth charged prior to their 18th birthday, proceeded against as a youthful offender under KRS 635.020(7) may not be included in the above.

KRS 635.020(7) If a person who is eighteen (18) or older and before the court is charged with a felony that occurred prior to his eighteenth birthday, the court shall, upon motion of the county attorney made prior to adjudication, and after the county attorney has consulted with the Commonwealth's Attorney, that the child be proceeded against as a youthful offender, proceed in accordance with the provisions of KRS 640.010.

* A case may consist of one or multiple convicted charges, the distinct count on cases counts the case only once.

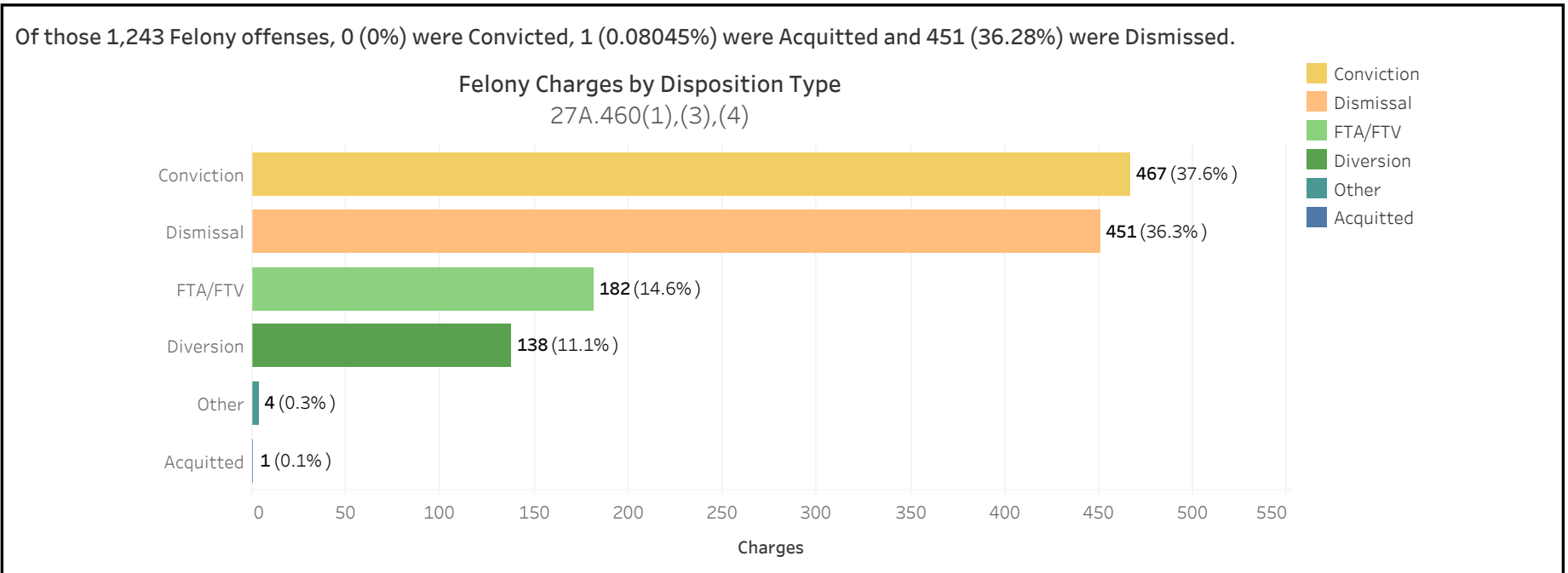


ADMINISTRATIVE OFFICE OF THE COURTS
Research and Statistics
 Annual Report FY 2022
 Circuit Court - Felony Criminal Cases

PIKE COUNTY

There were 1,243 Felony level offenses and 93 Non-Felony level offenses disposed within 770 Circuit Criminal cases during the Fiscal Year. Non-Felony offenses include Misdemeanor, Violation, Local Ordinance or Other level offenses within those cases.

		Charges	Cases
PIKE	Felony	1,243	693
	Felony amended to Non-Felony	93	



27A.460(1) Conviction Percentages
 27A.460(3) Percentage of Acquittals
 27A.460(4) Percentage of Dismissals

* A case may consist of one or multiple convicted charges, the distinct count on cases counts the case only once.
 * Other disposition types include: Denied, Extradition, Grand Jury, Granted, Merged, Mistrial, Grand Jury, Other, Remanded, and Sealed Records.



ADMINISTRATIVE OFFICE OF THE COURTS
Research and Statistics
 Annual Report FY 2022
 Circuit Court - Felony Criminal Cases

PIKE COUNTY

Felony Charges Convicted by Highest Penalty Type

Penalty Type	Felony			MISDEMEANOR			VIOLATION			Grand Total		
	Charges	% of Chgs	Cases	Charges	% of Chgs	Cases	Charges	% of Chgs	Cases	Charges	% of Chgs	Cases
Incarcerated Prison	195	43.0%	101	17	4.2%	13				212	24.5%	106
Incarcerated Jail	38	8.4%	34	170	41.8%	105	1	25.0%	1	209	24.2%	124
Alternative: Probation	93	20.5%	66	96	23.6%	57	1	25.0%	1	190	22.0%	95
Alternative: Cond. Discharged	3	0.7%	3	7	1.7%	5				10	1.2%	8
Alternative Sentence	117	25.8%	82	107	26.3%	74				224	25.9%	117
Pay Fine							2	50.0%	2	2	0.2%	2
Pay Court Cost	1	0.2%	1	1	0.2%	1				2	0.2%	2
Other Penalty	6	1.3%	5	9	2.2%	8				15	1.7%	10
Grand Total	453	100.0%	289	407	100.0%	241	4	100.0%	4	864	100.0%	391

27A.460(2) Percentages of fines, imprisonment, or other penalty assessment

Original & Final Plea Type

		GUILTY	NOT GUILTY	UNKNOWN PLEA TYPE	Grand Total
Felony Charges	Original Plea		45 (3.6%)	1,198 (96.4%)	1,243 (100.0%)
	Final Plea	36 (2.9%)	9 (0.7%)	1,198 (96.4%)	1,243 (100.0%)
Felony amended to Non-Felony	Original Plea		1 (1.1%)	92 (98.9%)	93 (100.0%)
	Final Plea		1 (1.1%)	92 (98.9%)	93 (100.0%)

27A.460(5) Percentage of pleas as charges

27A.460(6) Percentage of pleas to reduce charges

* A case may consist of one or multiple convicted charges, the distinct count on cases counts the case only once.

* Convicted charges, percent of charges and the distinct count of cases are sorted by the highest sentence penalty for each of the convicted charges (Guilty, Guilty - Multiple Counts, Prepayable Citation - Paid or Guilty - Sealed Sentence, Enhanced).



ADMINISTRATIVE OFFICE OF THE COURTS
Research and Statistics
 Annual Report FY 2022
 Circuit Court - Felony Criminal Cases

PIKE COUNTY

Cases can have multiple charges which are heard either by a Court Trial, Jury Trial, No Trial or by a combination of trial types. Depending upon the seriousness of the offense and the consequences of a Guilty verdict, defendants in Criminal Cases have the constitutional right to a jury of their peers. In a Jury Trial, the Judge decides questions of law and the jury decides whether the defendant is guilty or not guilty on each of the offenses charted. The cases are categorized by how all the charges within the case were disposed. If all charges were disposed by the same trial type, it is counted in the separate category, otherwise, it is counted within the "Mixed Trial" category. If a charge had no trial type entered or it had "No Trial", then it is counted in the "No Trial" category.

Cases by Trial Type
 27A.460(7), (8), (9), (10)

	Jury Trial	Mixed Trial Types	No Trial	Grand Total
Felony Amended Down to Non-Felony		2 2.60%	75 97.40%	77 100.00%
Felony Charges	3 0.43%	25 3.61%	665 95.96%	693 100.00%
Felony Convictions	1 0.34%	20 6.90%	269 92.76%	290 100.00%

- 27A.460(7) Percentage of disposition to guilty as charged by trial
- 27A.460(8) Percentage of those found guilty of lesser charge by trial
- 27A.460(9) Percentage of cases where jury trial taken
- 27A.460(10) Percentage of trials which are bench (court) trials

Shock Probation by Disposition Type
 27A.440(3)(b)

	Denied	Granted	Grand Total
0026090 SHOCK PROBATION IN FELONY CONVICTIONS	20 95.24%	1 4.76%	21 100.00%

27A.440(3)(b) Extracted data on shock probation shall be placed in the annual report of the Administrative Office of the Courts

* A case may consist of one or multiple convicted charges, the distinct count on cases counts the case only once.
 * Other disposition types include: Denied, Extradition, Grand Jury, Granted, Merged, Mistrial, Grand Jury, Other, Remanded, and Sealed Records.



ADMINISTRATIVE OFFICE OF THE COURTS
Research and Statistics
 Annual Report FY 2022
 Circuit Court - Felony Criminal Cases

PIKE COUNTY

Youthful Offenders

There were 0 Felony level offenses and 0 Non-Felony level offenses disposed within 0 Circuit Criminal cases during the fiscal year. Non-Felony offenses include Misdemeanor, Violation, Local Ordinance, or Other level offenses within those cases.

27A.460(11)

Charges	Cases
0	0

27A.460(11) The number of juvenile offenders tried as an adult

Of the 0 Felony level offenses disposed within the Youthful Offender cases, 0 (None%) Charges were convicted

Youthful Offender

Felony Charges by Disposition Type	0	Grand Total	0

Note: A youth charged prior to their 18th birthday, proceeded against as a youthful offender under KRS 635.020(7) may not be included in the above.

KRS 635.020(7) If a person who is eighteen (18) or older and before the court is charged with a felony that occurred prior to his eighteenth birthday, the court shall, upon motion of the county attorney made prior to adjudication, and after the county attorney has consulted with the Commonwealth's Attorney, that the child be proceeded against as a youthful offender, proceed in accordance with the provisions of KRS 640.010.

* A case may consist of one or multiple convicted charges, the distinct count on cases counts the case only once.

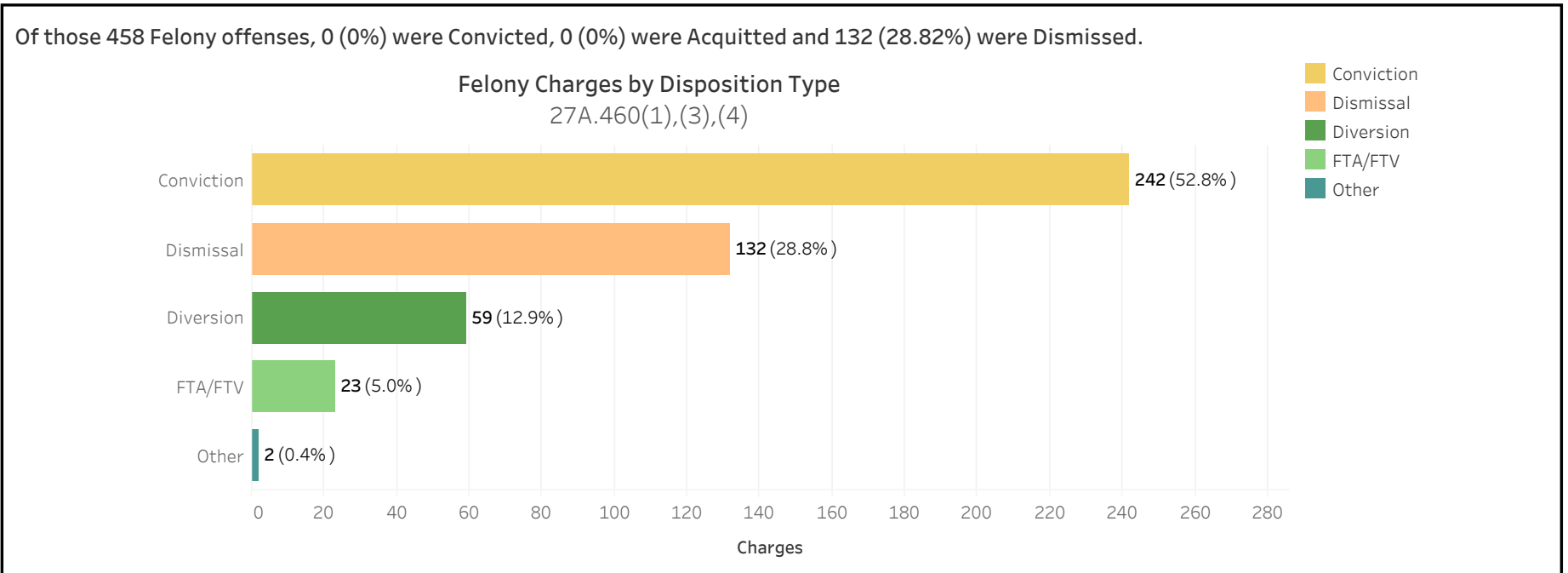


ADMINISTRATIVE OFFICE OF THE COURTS
Research and Statistics
 Annual Report FY 2022
 Circuit Court - Felony Criminal Cases

POWELL COUNTY

There were 458 Felony level offenses and 10 Non-Felony level offenses disposed within 277 Circuit Criminal cases during the Fiscal Year. Non-Felony offenses include Misdemeanor, Violation, Local Ordinance or Other level offenses within those cases.

		Charges	Cases
POWELL	Felony	458	267
	Felony amended to Non-Felony	10	



27A.460(1) Conviction Percentages
 27A.460(3) Percentage of Acquittals
 27A.460(4) Percentage of Dismissals

* A case may consist of one or multiple convicted charges, the distinct count on cases counts the case only once.
 * Other disposition types include: Denied, Extradition, Grand Jury, Granted, Merged, Mistrial, Grand Jury, Other, Remanded, and Sealed Records.



ADMINISTRATIVE OFFICE OF THE COURTS
Research and Statistics
 Annual Report FY 2022
 Circuit Court - Felony Criminal Cases

POWELL COUNTY

Felony Charges Convicted by Highest Penalty Type

Penalty Type	Felony			MISDEMEANOR			VIOLATION			Grand Total		
	Charges	% of Chgs	Cases	Charges	% of Chgs	Cases	Charges	% of Chgs	Cases	Charges	% of Chgs	Cases
Incarcerated Prison	78	33.2%	57	1	1.4%	1				79	25.4%	58
Incarcerated Jail	29	12.3%	21	62	88.6%	48	1	16.7%	1	92	29.6%	62
Alternative: Probation	126	53.6%	88	3	4.3%	3	1	16.7%	1	130	41.8%	88
Alternative: Cond. Discharged				3	4.3%	3				3	1.0%	3
Alternative Sentence				1	1.4%	1	1	16.7%	1	2	0.6%	2
Pay Fine							2	33.3%	2	2	0.6%	2
Other Penalty	1	0.4%	1							1	0.3%	1
No Sentence	1	0.4%	1				1	16.7%	1	2	0.6%	2
Grand Total	235	100.0%	158	70	100.0%	56	6	100.0%	5	311	100.0%	180

27A.460(2) Percentages of fines, imprisonment, or other penalty assessment

Original & Final Plea Type

		GUILTY	NOT GUILTY	UNKNOWN PLEA TYPE	Grand Total
Felony Charges	Original Plea		252 (55.0%)	206 (45.0%)	458 (100.0%)
	Final Plea	252 (55.0%)		206 (45.0%)	458 (100.0%)
Felony amended to Non-Felony	Original Plea			10 (100.0%)	10 (100.0%)
	Final Plea			10 (100.0%)	10 (100.0%)

27A.460(5) Percentage of pleas as charges

27A.460(6) Percentage of pleas to reduce charges

* A case may consist of one or multiple convicted charges, the distinct count on cases counts the case only once.

* Convicted charges, percent of charges and the distinct count of cases are sorted by the highest sentence penalty for each of the convicted charges (Guilty, Guilty - Multiple Counts, Prepayable Citation - Paid or Guilty - Sealed Sentence, Enhanced).



ADMINISTRATIVE OFFICE OF THE COURTS
Research and Statistics
 Annual Report FY 2022
 Circuit Court - Felony Criminal Cases

POWELL COUNTY

Cases can have multiple charges which are heard either by a Court Trial, Jury Trial, No Trial or by a combination of trial types. Depending upon the seriousness of the offense and the consequences of a Guilty verdict, defendants in Criminal Cases have the constitutional right to a jury of their peers. In a Jury Trial, the Judge decides questions of law and the jury decides whether the defendant is guilty or not guilty on each of the offenses charted. The cases are categorized by how all the charges within the case were disposed. If all charges were disposed by the same trial type, it is counted in the separate category, otherwise, it is counted within the "Mixed Trial" category. If a charge had no trial type entered or it had "No Trial", then it is counted in the "No Trial" category.

Cases by Trial Type

27A.460(7), (8), (9), (10)

	Mixed Trial Types	No Trial	Grand Total
Felony Amended Down to Non-Felony		10 100.00%	10 100.00%
Felony Charges	20 7.49%	247 92.51%	267 100.00%
Felony Convictions	19 12.03%	139 87.97%	158 100.00%

- 27A.460(7) Percentage of disposition to guilty as charged by trial
- 27A.460(8) Percentage of those found guilty of lesser charge by trial
- 27A.460(9) Percentage of cases where jury trial taken
- 27A.460(10) Percentage of trials which are bench (court) trials

Shock Probation by Disposition Type

27A.440(3)(b)

	Denied	Granted	Withdrawn	Grand Total
0026090 SHOCK PROBATION IN FELONY CONVICTIONS	22 73.33%	6 20.00%	2 6.67%	30 100.00%

27A.440(3)(b) Extracted data on shock probation shall be placed in the annual report of the Administrative Office of the Courts

* A case may consist of one or multiple convicted charges, the distinct count on cases counts the case only once.
 * Other disposition types include: Denied, Extradition, Grand Jury, Granted, Merged, Mistrial, Grand Jury, Other, Remanded, and Sealed Records.



ADMINISTRATIVE OFFICE OF THE COURTS
Research and Statistics
Annual Report FY 2022
Circuit Court - Felony Criminal Cases

POWELL COUNTY

Youthful Offenders

There were 0 Felony level offenses and 0 Non-Felony level offenses disposed within 0 Circuit Criminal cases during the fiscal year. Non-Felony offenses include Misdemeanor, Violation, Local Ordinance, or Other level offenses within those cases.

27A.460(11)

	Charges	Cases
	0	0

27A.460(11) The number of juvenile offenders tried as an adult

Of the 0 Felony level offenses disposed within the Youthful Offender cases, 0 (None%) Charges were convicted

Youthful Offender

		Grand Total
Felony Charges by Disposition Type	0	0

Note: A youth charged prior to their 18th birthday, proceeded against as a youthful offender under KRS 635.020(7) may not be included in the above.

KRS 635.020(7) If a person who is eighteen (18) or older and before the court is charged with a felony that occurred prior to his eighteenth birthday, the court shall, upon motion of the county attorney made prior to adjudication, and after the county attorney has consulted with the Commonwealth's Attorney, that the child be proceeded against as a youthful offender, proceed in accordance with the provisions of KRS 640.010.

* A case may consist of one or multiple convicted charges, the distinct count on cases counts the case only once.

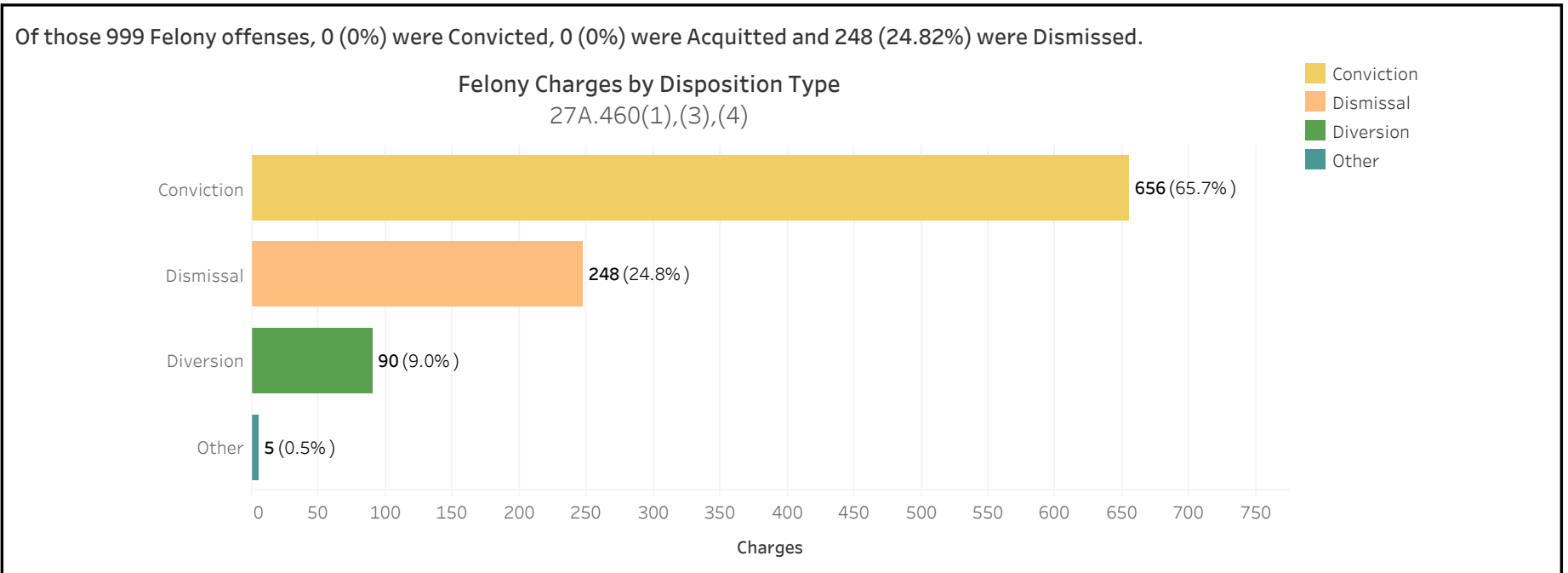


ADMINISTRATIVE OFFICE OF THE COURTS
Research and Statistics
 Annual Report FY 2022
 Circuit Court - Felony Criminal Cases

PULASKI COUNTY

There were 999 Felony level offenses and 50 Non-Felony level offenses disposed within 676 Circuit Criminal cases during the Fiscal Year. Non-Felony offenses include Misdemeanor, Violation, Local Ordinance or Other level offenses within those cases.

		Charges	Cases
PULASKI	Felony	999	635
	Felony amended to Non-Felony	50	



27A.460(1) Conviction Percentages
 27A.460(3) Percentage of Acquittals
 27A.460(4) Percentage of Dismissals

* A case may consist of one or multiple convicted charges, the distinct count on cases counts the case only once.
 * Other disposition types include: Denied, Extradition, Grand Jury, Granted, Merged, Mistrial, Grand Jury, Other, Remanded, and Sealed Records.



ADMINISTRATIVE OFFICE OF THE COURTS
Research and Statistics
 Annual Report FY 2022
 Circuit Court - Felony Criminal Cases

PULASKI COUNTY

Felony Charges Convicted by Highest Penalty Type

Penalty Type	Felony			MISDEMEANOR			VIOLATION			Grand Total		
	Charges	% of Chgs	Cases	Charges	% of Chgs	Cases	Charges	% of Chgs	Cases	Charges	% of Chgs	Cases
Incarcerated Prison	275	42.8%	162							275	37.0%	162
Incarcerated Jail	115	17.9%	100	33	33.3%	27	1	50.0%	1	149	20.0%	124
Alternative: Probation	244	37.9%	190	32	32.3%	27	1	50.0%	1	277	37.2%	209
Alternative Sentence	3	0.5%	3	29	29.3%	26				32	4.3%	29
Pay Fine				2	2.0%	2				2	0.3%	2
Pay Court Cost	6	0.9%	6	1	1.0%	1				7	0.9%	7
Other Penalty				2	2.0%	2				2	0.3%	2
Grand Total	643	100.0%	460	99	100.0%	83	2	100.0%	2	744	100.0%	511

27A.460(2) Percentages of fines, imprisonment, or other penalty assessment

Original & Final Plea Type

		GUILTY	NOT GUILTY	UNKNOWN PLEA TYPE	Grand Total
Felony Charges	Original Plea	615 (61.6%)	33 (3.3%)	351 (35.1%)	999 (100.0%)
	Final Plea	647 (64.8%)	1 (0.1%)	351 (35.1%)	999 (100.0%)
Felony amended to Non-Felony	Original Plea	2 (4.0%)		48 (96.0%)	50 (100.0%)
	Final Plea	2 (4.0%)		48 (96.0%)	50 (100.0%)

27A.460(5) Percentage of pleas as charges

27A.460(6) Percentage of pleas to reduce charges

* A case may consist of one or multiple convicted charges, the distinct count on cases counts the case only once.

* Convicted charges, percent of charges and the distinct count of cases are sorted by the highest sentence penalty for each of the convicted charges (Guilty, Guilty - Multiple Counts, Prepayable Citation - Paid or Guilty - Sealed Sentence, Enhanced).



ADMINISTRATIVE OFFICE OF THE COURTS
Research and Statistics
 Annual Report FY 2022
 Circuit Court - Felony Criminal Cases

PULASKI COUNTY

Cases can have multiple charges which are heard either by a Court Trial, Jury Trial, No Trial or by a combination of trial types. Depending upon the seriousness of the offense and the consequences of a Guilty verdict, defendants in Criminal Cases have the constitutional right to a jury of their peers. In a Jury Trial, the Judge decides questions of law and the jury decides whether the defendant is guilty or not guilty on each of the offenses charted. The cases are categorized by how all the charges within the case were disposed. If all charges were disposed by the same trial type, it is counted in the separate category, otherwise, it is counted within the "Mixed Trial" category. If a charge had no trial type entered or it had "No Trial", then it is counted in the "No Trial" category.

Cases by Trial Type
 27A.460(7), (8), (9), (10)

	Mixed Trial Types	No Trial	Grand Total
Felony Amended Down to Non-Felony		41 100.00%	41 100.00%
Felony Charges	50 7.87%	585 92.13%	635 100.00%
Felony Convictions	46 9.98%	415 90.02%	461 100.00%

- 27A.460(7) Percentage of disposition to guilty as charged by trial
- 27A.460(8) Percentage of those found guilty of lesser charge by trial
- 27A.460(9) Percentage of cases where jury trial taken
- 27A.460(10) Percentage of trials which are bench (court) trials

Shock Probation by Disposition Type
 27A.440(3)(b)

	Denied	Granted	Grand Total
0026090 SHOCK PROBATION IN FELONY CONVICTIONS	48 64.86%	26 35.14%	74 100.00%

27A.440(3)(b) Extracted data on shock probation shall be placed in the annual report of the Administrative Office of the Courts

* A case may consist of one or multiple convicted charges, the distinct count on cases counts the case only once.
 * Other disposition types include: Denied, Extradition, Grand Jury, Granted, Merged, Mistrial, Grand Jury, Other, Remanded, and Sealed Records.



ADMINISTRATIVE OFFICE OF THE COURTS
Research and Statistics
 Annual Report FY 2022
 Circuit Court - Felony Criminal Cases

PULASKI COUNTY

Youthful Offenders

There were 0 Felony level offenses and 0 Non-Felony level offenses disposed within 0 Circuit Criminal cases during the fiscal year. Non-Felony offenses include Misdemeanor, Violation, Local Ordinance, or Other level offenses within those cases.

27A.460(11)

Charges	Cases
0	0

27A.460(11) The number of juvenile offenders tried as an adult

Of the 0 Felony level offenses disposed within the Youthful Offender cases, 0 (None%) Charges were convicted

Youthful Offender

Felony Charges by Disposition Type	0	Grand Total	0

Note: A youth charged prior to their 18th birthday, proceeded against as a youthful offender under KRS 635.020(7) may not be included in the above.

KRS 635.020(7) If a person who is eighteen (18) or older and before the court is charged with a felony that occurred prior to his eighteenth birthday, the court shall, upon motion of the county attorney made prior to adjudication, and after the county attorney has consulted with the Commonwealth's Attorney, that the child be proceeded against as a youthful offender, proceed in accordance with the provisions of KRS 640.010.

* A case may consist of one or multiple convicted charges, the distinct count on cases counts the case only once.

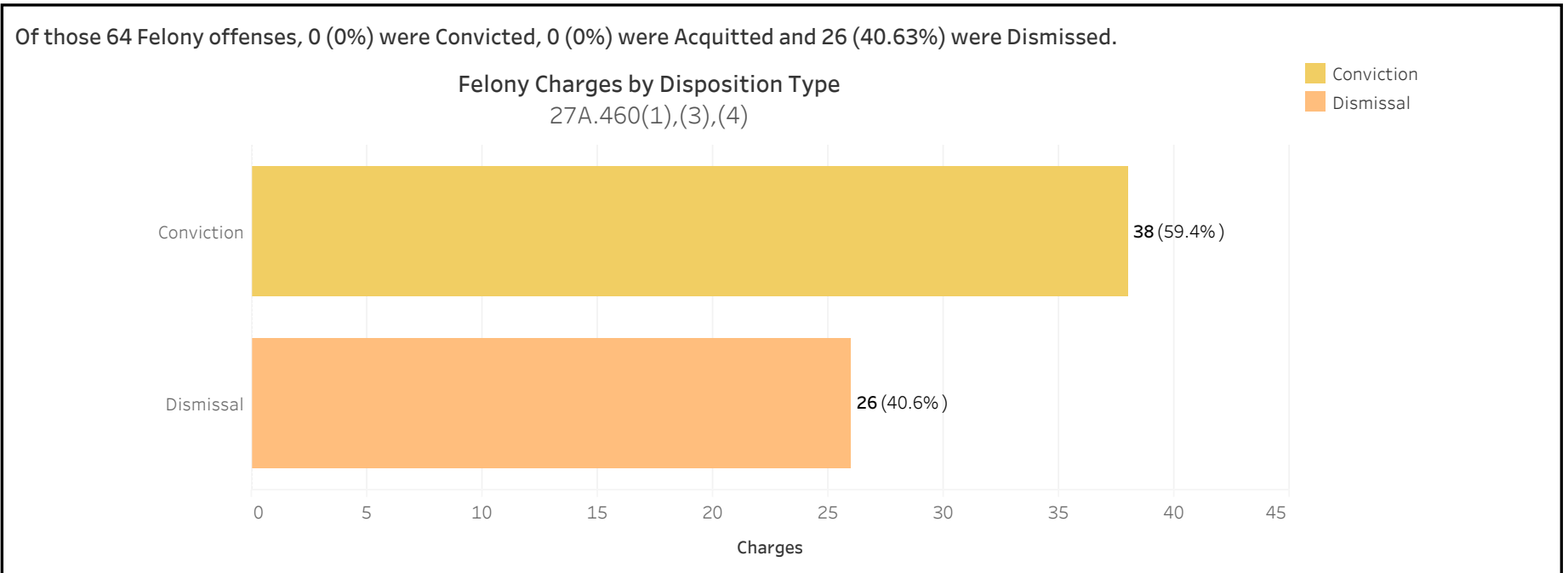


ADMINISTRATIVE OFFICE OF THE COURTS
Research and Statistics
 Annual Report FY 2022
 Circuit Court - Felony Criminal Cases

ROBERTSON COUNTY

There were 64 Felony level offenses and 2 Non-Felony level offenses disposed within 32 Circuit Criminal cases during the Fiscal Year. Non-Felony offenses include Misdemeanor, Violation, Local Ordinance or Other level offenses within those cases.

	Charges	Cases
ROBERTSON Felony	64	30
Felony amended to Non-Felony	2	



27A.460(1) Conviction Percentages
 27A.460(3) Percentage of Acquittals
 27A.460(4) Percentage of Dismissals

* A case may consist of one or multiple convicted charges, the distinct count on cases counts the case only once.
 * Other disposition types include: Denied, Extradition, Grand Jury, Granted, Merged, Mistrial, Grand Jury, Other, Remanded, and Sealed Records.



ADMINISTRATIVE OFFICE OF THE COURTS
Research and Statistics
 Annual Report FY 2022
 Circuit Court - Felony Criminal Cases

ROBERTSON COUNTY

Felony Charges Convicted by Highest Penalty Type

Penalty Type	Felony			MISDEMEANOR			VIOLATION			Grand Total		
	Charges	% of Chgs	Cases	Charges	% of Chgs	Cases	Charges	% of Chgs	Cases	Charges	% of Chgs	Cases
Incarcerated Prison	18	50.0%	11	1	2.2%	1				19	21.6%	11
Incarcerated Jail	6	16.7%	5	33	71.7%	12				39	44.3%	13
Alternative: Probation	4	11.1%	1	1	2.2%	1				5	5.7%	1
Alternative: Cond. Discharged	7	19.4%	5	9	19.6%	5				16	18.2%	6
Alternative Sentence	1	2.8%	1							1	1.1%	1
Pay Fine							6	100.0%	3	6	6.8%	3
Other Penalty				2	4.3%	2				2	2.3%	2
Grand Total	36	100.0%	20	46	100.0%	18	6	100.0%	3	88	100.0%	22

27A.460(2) Percentages of fines, imprisonment, or other penalty assessment

Original & Final Plea Type

		GUILTY	NOT GUILTY	UNKNOWN PLEA TYPE	Grand Total
Felony Charges	Original Plea	8 (12.5%)	55 (85.9%)	1 (1.6%)	64 (100.0%)
	Final Plea	41 (64.1%)	22 (34.4%)	1 (1.6%)	64 (100.0%)
Felony amended to Non-Felony	Original Plea		2 (100.0%)		2 (100.0%)
	Final Plea		2 (100.0%)		2 (100.0%)

27A.460(5) Percentage of pleas as charges

27A.460(6) Percentage of pleas to reduce charges

* A case may consist of one or multiple convicted charges, the distinct count on cases counts the case only once.

* Convicted charges, percent of charges and the distinct count of cases are sorted by the highest sentence penalty for each of the convicted charges (Guilty, Guilty - Multiple Counts, Prepayable Citation - Paid or Guilty - Sealed Sentence, Enhanced).



ADMINISTRATIVE OFFICE OF THE COURTS
Research and Statistics
 Annual Report FY 2022
 Circuit Court - Felony Criminal Cases

ROBERTSON COUNTY

Cases can have multiple charges which are heard either by a Court Trial, Jury Trial, No Trial or by a combination of trial types. Depending upon the seriousness of the offense and the consequences of a Guilty verdict, defendants in Criminal Cases have the constitutional right to a jury of their peers. In a Jury Trial, the Judge decides questions of law and the jury decides whether the defendant is guilty or not guilty on each of the offenses charted. The cases are categorized by how all the charges within the case were disposed. If all charges were disposed by the same trial type, it is counted in the separate category, otherwise, it is counted within the "Mixed Trial" category. If a charge had no trial type entered or it had "No Trial", then it is counted in the "No Trial" category.

Cases by Trial Type
 27A.460(7), (8), (9), (10)

	Mixed Trial Types	No Trial	Grand Total
Felony Amended Down to Non-Felony		2 100.00%	2 100.00%
Felony Charges	10 33.33%	20 66.67%	30 100.00%
Felony Convictions	7 35.00%	13 65.00%	20 100.00%

- 27A.460(7) Percentage of disposition to guilty as charged by trial
- 27A.460(8) Percentage of those found guilty of lesser charge by trial
- 27A.460(9) Percentage of cases where jury trial taken
- 27A.460(10) Percentage of trials which are bench (court) trials

Shock Probation by Disposition Type
 27A.440(3)(b)

	Grand Total
0	0

27A.440(3)(b) Extracted data on shock probation shall be placed in the annual report of the Administrative Office of the Courts

* A case may consist of one or multiple convicted charges, the distinct count on cases counts the case only once.
 * Other disposition types include: Denied, Extradition, Grand Jury, Granted, Merged, Mistrial, Grand Jury, Other, Remanded, and Sealed Records.



ADMINISTRATIVE OFFICE OF THE COURTS
Research and Statistics
 Annual Report FY 2022
 Circuit Court - Felony Criminal Cases

ROBERTSON COUNTY

Youthful Offenders

There were 0 Felony level offenses and 0 Non-Felony level offenses disposed within 0 Circuit Criminal cases during the fiscal year. Non-Felony offenses include Misdemeanor, Violation, Local Ordinance, or Other level offenses within those cases.

27A.460(11)

Charges	Cases
0	0

27A.460(11) The number of juvenile offenders tried as an adult

Of the 0 Felony level offenses disposed within the Youthful Offender cases, 0 (None%) Charges were convicted

Youthful Offender

Felony Charges by Disposition Type	0	Grand Total
	0	0

Note: A youth charged prior to their 18th birthday, proceeded against as a youthful offender under KRS 635.020(7) may not be included in the above.

KRS 635.020(7) If a person who is eighteen (18) or older and before the court is charged with a felony that occurred prior to his eighteenth birthday, the court shall, upon motion of the county attorney made prior to adjudication, and after the county attorney has consulted with the Commonwealth's Attorney, that the child be proceeded against as a youthful offender, proceed in accordance with the provisions of KRS 640.010.

* A case may consist of one or multiple convicted charges, the distinct count on cases counts the case only once.

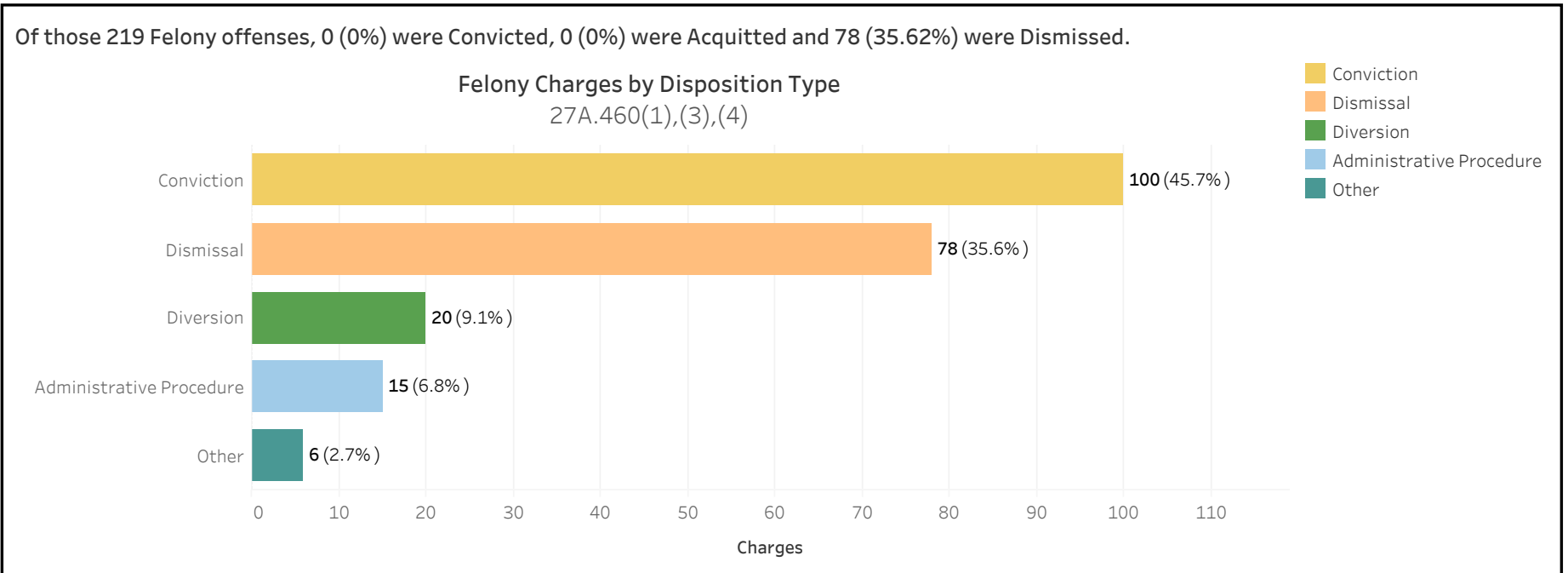


ADMINISTRATIVE OFFICE OF THE COURTS
Research and Statistics
 Annual Report FY 2022
 Circuit Court - Felony Criminal Cases

ROCKCASTLE COUNTY

There were 219 Felony level offenses and 15 Non-Felony level offenses disposed within 156 Circuit Criminal cases during the Fiscal Year. Non-Felony offenses include Misdemeanor, Violation, Local Ordinance or Other level offenses within those cases.

	Charges	Cases
ROCKCASTLE Felony	219	144
Felony amended to Non-Felony	15	



27A.460(1) Conviction Percentages
 27A.460(3) Percentage of Acquittals
 27A.460(4) Percentage of Dismissals

* A case may consist of one or multiple convicted charges, the distinct count on cases counts the case only once.
 * Other disposition types include: Denied, Extradition, Grand Jury, Granted, Merged, Mistrial, Grand Jury, Other, Remanded, and Sealed Records.



ADMINISTRATIVE OFFICE OF THE COURTS
Research and Statistics
 Annual Report FY 2022
 Circuit Court - Felony Criminal Cases

ROCKCASTLE COUNTY

Felony Charges Convicted by Highest Penalty Type

Penalty Type	Felony			MISDEMEANOR			Grand Total		
	Charges	% of Chgs	Cases	Charges	% of Chgs	Cases	Charges	% of Chgs	Cases
Incarcerated Prison	41	41.0%	31				41	31.3%	31
Incarcerated Jail	20	20.0%	16	8	25.8%	8	28	21.4%	24
Alternative: Probation	39	39.0%	33	2	6.5%	2	41	31.3%	34
Alternative: Cond. Discharged				16	51.6%	12	16	12.2%	12
Alternative Sentence				5	16.1%	5	5	3.8%	5
Grand Total	100	100.0%	79	31	100.0%	24	131	100.0%	96

27A.460(2) Percentages of fines, imprisonment, or other penalty assessment

Original & Final Plea Type

		UNKNOWN PLEA TYPE	Grand Total
Felony Charges	Original Plea	219 (100.0%)	219 (100.0%)
	Final Plea	219 (100.0%)	219 (100.0%)
Felony amended to Non-Felony	Original Plea	15 (100.0%)	15 (100.0%)
	Final Plea	15 (100.0%)	15 (100.0%)

27A.460(5) Percentage of pleas as charges

27A.460(6) Percentage of pleas to reduce charges

* A case may consist of one or multiple convicted charges, the distinct count on cases counts the case only once.

* Convicted charges, percent of charges and the distinct count of cases are sorted by the highest sentence penalty for each of the convicted charges (Guilty, Guilty - Multiple Counts, Prepayable Citation - Paid or Guilty - Sealed Sentence, Enhanced).



ADMINISTRATIVE OFFICE OF THE COURTS
Research and Statistics
 Annual Report FY 2022
 Circuit Court - Felony Criminal Cases

ROCKCASTLE COUNTY

Cases can have multiple charges which are heard either by a Court Trial, Jury Trial, No Trial or by a combination of trial types. Depending upon the seriousness of the offense and the consequences of a Guilty verdict, defendants in Criminal Cases have the constitutional right to a jury of their peers. In a Jury Trial, the Judge decides questions of law and the jury decides whether the defendant is guilty or not guilty on each of the offenses charted. The cases are categorized by how all the charges within the case were disposed. If all charges were disposed by the same trial type, it is counted in the separate category, otherwise, it is counted within the "Mixed Trial" category. If a charge had no trial type entered or it had "No Trial", then it is counted in the "No Trial" category.

Cases by Trial Type
 27A.460(7), (8), (9), (10)

	Mixed Trial Types	No Trial	Grand Total
Felony Amended Down to Non-Felony		12 100.00%	12 100.00%
Felony Charges	20 13.89%	124 86.11%	144 100.00%
Felony Convictions	19 24.05%	60 75.95%	79 100.00%

- 27A.460(7) Percentage of disposition to guilty as charged by trial
- 27A.460(8) Percentage of those found guilty of lesser charge by trial
- 27A.460(9) Percentage of cases where jury trial taken
- 27A.460(10) Percentage of trials which are bench (court) trials

Shock Probation by Disposition Type
 27A.440(3)(b)

	Denied	Granted	Withdrawn	Grand Total
0026090 SHOCK PROBATION IN FELONY CONVICTIONS	13 86.67%	1 6.67%	1 6.67%	15 100.00%

27A.440(3)(b) Extracted data on shock probation shall be placed in the annual report of the Administrative Office of the Courts

* A case may consist of one or multiple convicted charges, the distinct count on cases counts the case only once.
 * Other disposition types include: Denied, Extradition, Grand Jury, Granted, Merged, Mistrial, Grand Jury, Other, Remanded, and Sealed Records.



ADMINISTRATIVE OFFICE OF THE COURTS
Research and Statistics
 Annual Report FY 2022
 Circuit Court - Felony Criminal Cases

ROCKCASTLE COUNTY

Youthful Offenders

There were 0 Felony level offenses and 0 Non-Felony level offenses disposed within 0 Circuit Criminal cases during the fiscal year. Non-Felony offenses include Misdemeanor, Violation, Local Ordinance, or Other level offenses within those cases.

27A.460(11)

Charges	Cases
0	0

27A.460(11) The number of juvenile offenders tried as an adult

Of the 0 Felony level offenses disposed within the Youthful Offender cases, 0 (None%) Charges were convicted

Youthful Offender

Felony Charges by Disposition Type	0	Grand Total
	0	0

Note: A youth charged prior to their 18th birthday, proceeded against as a youthful offender under KRS 635.020(7) may not be included in the above.

KRS 635.020(7) If a person who is eighteen (18) or older and before the court is charged with a felony that occurred prior to his eighteenth birthday, the court shall, upon motion of the county attorney made prior to adjudication, and after the county attorney has consulted with the Commonwealth's Attorney, that the child be proceeded against as a youthful offender, proceed in accordance with the provisions of KRS 640.010.

* A case may consist of one or multiple convicted charges, the distinct count on cases counts the case only once.

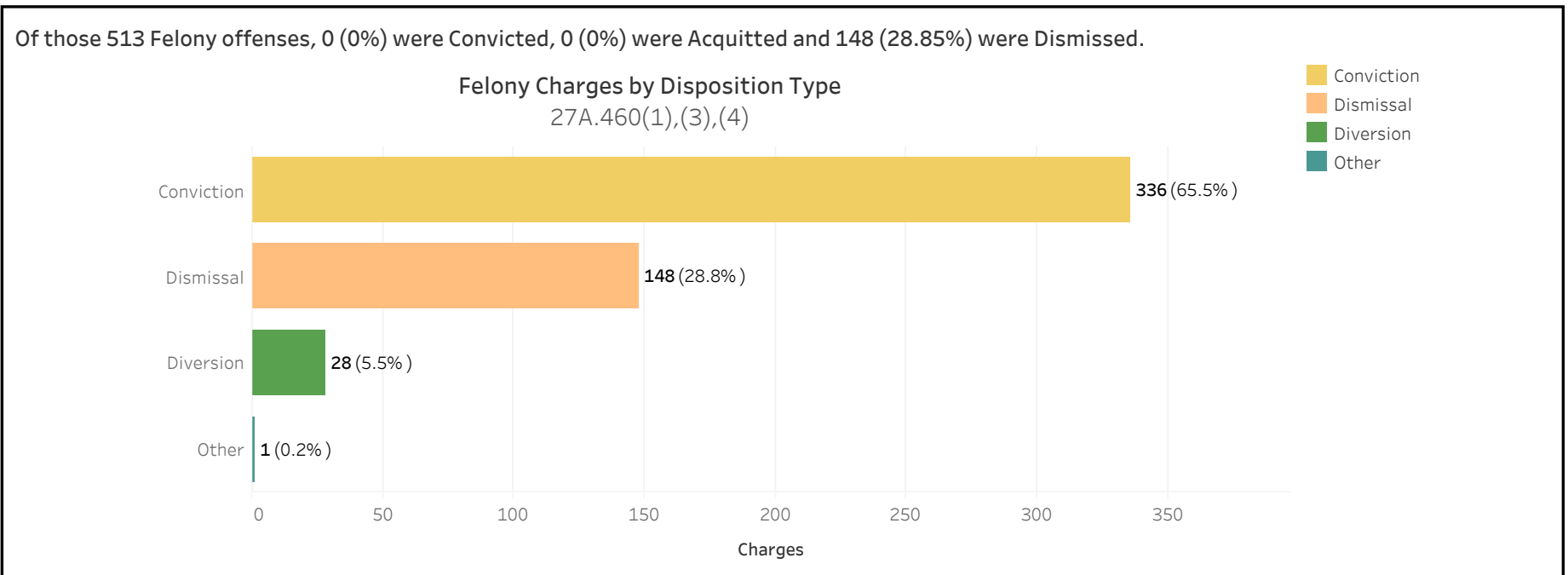


ADMINISTRATIVE OFFICE OF THE COURTS
Research and Statistics
 Annual Report FY 2022
 Circuit Court - Felony Criminal Cases

ROWAN COUNTY

There were 513 Felony level offenses and 50 Non-Felony level offenses disposed within 315 Circuit Criminal cases during the Fiscal Year. Non-Felony offenses include Misdemeanor, Violation, Local Ordinance or Other level offenses within those cases.

		Charges	Cases
ROWAN	Felony	513	269
	Felony amended to Non-Felony	50	



27A.460(1) Conviction Percentages
 27A.460(3) Percentage of Acquittals
 27A.460(4) Percentage of Dismissals

* A case may consist of one or multiple convicted charges, the distinct count on cases counts the case only once.
 * Other disposition types include: Denied, Extradition, Grand Jury, Granted, Merged, Mistrial, Grand Jury, Other, Remanded, and Sealed Records.



ADMINISTRATIVE OFFICE OF THE COURTS
Research and Statistics
 Annual Report FY 2022
 Circuit Court - Felony Criminal Cases

ROWAN COUNTY

Felony Charges Convicted by Highest Penalty Type

Penalty Type	Felony			MISDEMEANOR			VIOLATION			Grand Total		
	Charges	% of Chgs	Cases	Charges	% of Chgs	Cases	Charges	% of Chgs	Cases	Charges	% of Chgs	Cases
Incarcerated Prison	172	54.6%	85	19	7.2%	10				191	32.1%	85
Incarcerated Jail	25	7.9%	23	80	30.3%	47				105	17.6%	59
Alternative: Probation	70	22.2%	43	112	42.4%	59				182	30.6%	77
Alternative Sentence	47	14.9%	33	51	19.3%	25	5	31.3%	2	103	17.3%	37
Pay Fine				1	0.4%	1	11	68.8%	5	12	2.0%	6
Other Penalty				1	0.4%	1				1	0.2%	1
No Sentence	1	0.3%	1							1	0.2%	1
Grand Total	315	100.0%	180	264	100.0%	138	16	100.0%	7	595	100.0%	224

27A.460(2) Percentages of fines, imprisonment, or other penalty assessment

Original & Final Plea Type

		GUILTY	NOT GUILTY	UNKNOWN PLEA TYPE	Grand Total
Felony Charges	Original Plea		361 (70.4%)	152 (29.6%)	513 (100.0%)
	Final Plea	360 (70.2%)	1 (0.2%)	152 (29.6%)	513 (100.0%)
Felony amended to Non-Felony	Original Plea			50 (100.0%)	50 (100.0%)
	Final Plea			50 (100.0%)	50 (100.0%)

27A.460(5) Percentage of pleas as charges

27A.460(6) Percentage of pleas to reduce charges

* A case may consist of one or multiple convicted charges, the distinct count on cases counts the case only once.

* Convicted charges, percent of charges and the distinct count of cases are sorted by the highest sentence penalty for each of the convicted charges (Guilty, Guilty - Multiple Counts, Prepayable Citation - Paid or Guilty - Sealed Sentence, Enhanced).



ADMINISTRATIVE OFFICE OF THE COURTS
Research and Statistics
 Annual Report FY 2022
 Circuit Court - Felony Criminal Cases

ROWAN COUNTY

Cases can have multiple charges which are heard either by a Court Trial, Jury Trial, No Trial or by a combination of trial types. Depending upon the seriousness of the offense and the consequences of a Guilty verdict, defendants in Criminal Cases have the constitutional right to a jury of their peers. In a Jury Trial, the Judge decides questions of law and the jury decides whether the defendant is guilty or not guilty on each of the offenses charted. The cases are categorized by how all the charges within the case were disposed. If all charges were disposed by the same trial type, it is counted in the separate category, otherwise, it is counted within the "Mixed Trial" category. If a charge had no trial type entered or it had "No Trial", then it is counted in the "No Trial" category.

Cases by Trial Type
 27A.460(7), (8), (9), (10)

	Jury Trial	Mixed Trial Types	No Trial	Grand Total
Felony Amended Down to Non-Felony		4 8.70%	42 91.30%	46 100.00%
Felony Charges	2 0.74%	13 4.83%	254 94.42%	269 100.00%
Felony Convictions	1 0.56%	9 5.00%	170 94.44%	180 100.00%

- 27A.460(7) Percentage of disposition to guilty as charged by trial
- 27A.460(8) Percentage of those found guilty of lesser charge by trial
- 27A.460(9) Percentage of cases where jury trial taken
- 27A.460(10) Percentage of trials which are bench (court) trials

Shock Probation by Disposition Type
 27A.440(3)(b)

	Denied	Granted	Grand Total
0026090 SHOCK PROBATION IN FELONY CONVICTIONS	22 78.57%	6 21.43%	28 100.00%

27A.440(3)(b) Extracted data on shock probation shall be placed in the annual report of the Administrative Office of the Courts

* A case may consist of one or multiple convicted charges, the distinct count on cases counts the case only once.
 * Other disposition types include: Denied, Extradition, Grand Jury, Granted, Merged, Mistrial, Grand Jury, Other, Remanded, and Sealed Records.



ADMINISTRATIVE OFFICE OF THE COURTS
Research and Statistics
 Annual Report FY 2022
 Circuit Court - Felony Criminal Cases

ROWAN COUNTY

Youthful Offenders

There were 0 Felony level offenses and 0 Non-Felony level offenses disposed within 0 Circuit Criminal cases during the fiscal year. Non-Felony offenses include Misdemeanor, Violation, Local Ordinance, or Other level offenses within those cases.

27A.460(11)

Charges	Cases
0	0

27A.460(11) The number of juvenile offenders tried as an adult

Of the 0 Felony level offenses disposed within the Youthful Offender cases, 0 (None%) Charges were convicted

Youthful Offender

Felony Charges by Disposition Type	0	Grand Total
	0	0

Note: A youth charged prior to their 18th birthday, proceeded against as a youthful offender under KRS 635.020(7) may not be included in the above.

KRS 635.020(7) If a person who is eighteen (18) or older and before the court is charged with a felony that occurred prior to his eighteenth birthday, the court shall, upon motion of the county attorney made prior to adjudication, and after the county attorney has consulted with the Commonwealth's Attorney, that the child be proceeded against as a youthful offender, proceed in accordance with the provisions of KRS 640.010.

* A case may consist of one or multiple convicted charges, the distinct count on cases counts the case only once.

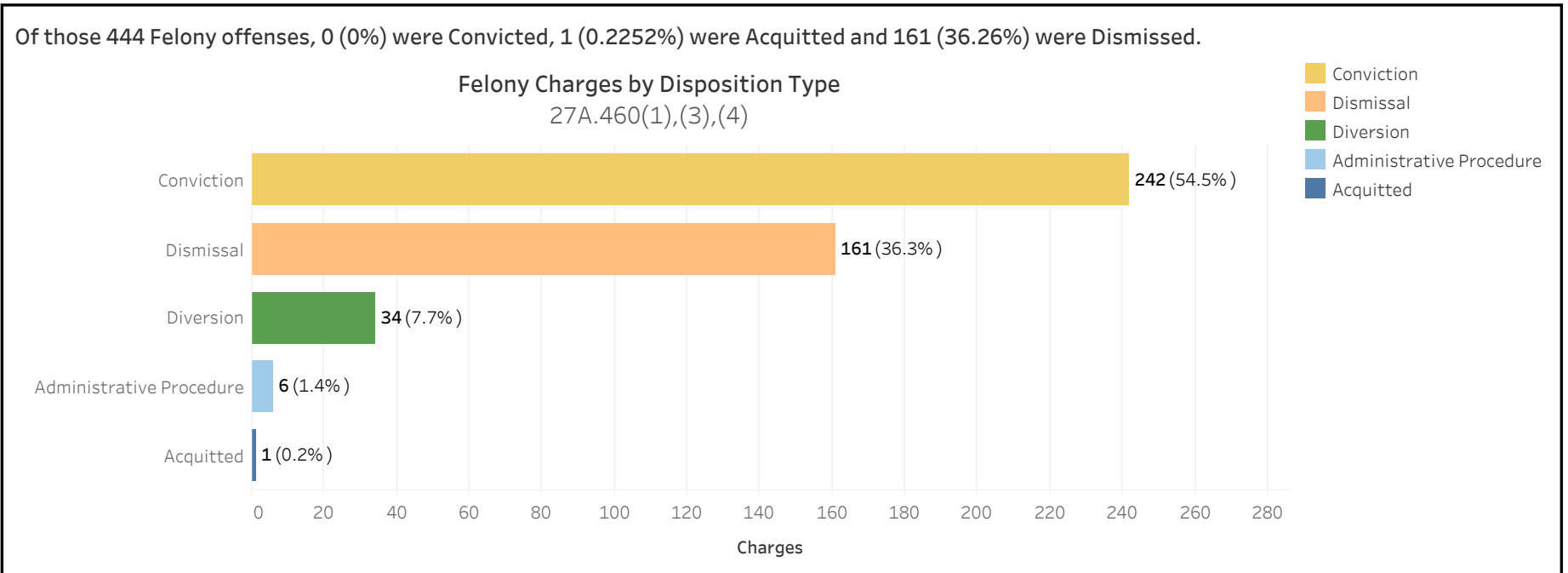


ADMINISTRATIVE OFFICE OF THE COURTS
Research and Statistics
 Annual Report FY 2022
 Circuit Court - Felony Criminal Cases

RUSSELL COUNTY

There were 444 Felony level offenses and 24 Non-Felony level offenses disposed within 252 Circuit Criminal cases during the Fiscal Year. Non-Felony offenses include Misdemeanor, Violation, Local Ordinance or Other level offenses within those cases.

		Charges	Cases
RUSSELL	Felony	444	231
	Felony amended to Non-Felony	24	



27A.460(1) Conviction Percentages
 27A.460(3) Percentage of Acquittals
 27A.460(4) Percentage of Dismissals

* A case may consist of one or multiple convicted charges, the distinct count on cases counts the case only once.
 * Other disposition types include: Denied, Extradition, Grand Jury, Granted, Merged, Mistrial, Grand Jury, Other, Remanded, and Sealed Records.



ADMINISTRATIVE OFFICE OF THE COURTS
Research and Statistics
 Annual Report FY 2022
 Circuit Court - Felony Criminal Cases

RUSSELL COUNTY

Felony Charges Convicted by Highest Penalty Type

Penalty Type	Felony			MISDEMEANOR			VIOLATION			Grand Total		
	Charges	% of Chgs	Cases	Charges	% of Chgs	Cases	Charges	% of Chgs	Cases	Charges	% of Chgs	Cases
Incarcerated Prison	97	40.1%	62							97	22.2%	62
Incarcerated Jail	3	1.2%	2	63	33.0%	35				66	15.1%	37
Alternative: Probation	74	30.6%	25	74	38.7%	33				148	33.9%	39
Alternative Sentence	46	19.0%	36	21	11.0%	15				67	15.3%	43
Pay Fine				1	0.5%	1				1	0.2%	1
Pay Court Cost	7	2.9%	7	1	0.5%	1				8	1.8%	8
Other Penalty	14	5.8%	11	31	16.2%	18	4	100.0%	2	49	11.2%	28
No Sentence	1	0.4%	1							1	0.2%	1
Grand Total	242	100.0%	137	191	100.0%	95	4	100.0%	2	437	100.0%	156

27A.460(2) Percentages of fines, imprisonment, or other penalty assessment

Original & Final Plea Type

		GUILTY	NOT GUILTY	UNKNOWN PLEA TYPE	Grand Total
Felony Charges	Original Plea	101 (22.7%)	307 (69.1%)	36 (8.1%)	444 (100.0%)
	Final Plea	333 (75.0%)	75 (16.9%)	36 (8.1%)	444 (100.0%)
Felony amended to Non-Felony	Original Plea		14 (58.3%)	10 (41.7%)	24 (100.0%)
	Final Plea		14 (58.3%)	10 (41.7%)	24 (100.0%)

27A.460(5) Percentage of pleas as charges

27A.460(6) Percentage of pleas to reduce charges

* A case may consist of one or multiple convicted charges, the distinct count on cases counts the case only once.

* Convicted charges, percent of charges and the distinct count of cases are sorted by the highest sentence penalty for each of the convicted charges (Guilty, Guilty - Multiple Counts, Prepayable Citation - Paid or Guilty - Sealed Sentence, Enhanced).



ADMINISTRATIVE OFFICE OF THE COURTS
Research and Statistics
 Annual Report FY 2022
 Circuit Court - Felony Criminal Cases

RUSSELL COUNTY

Cases can have multiple charges which are heard either by a Court Trial, Jury Trial, No Trial or by a combination of trial types. Depending upon the seriousness of the offense and the consequences of a Guilty verdict, defendants in Criminal Cases have the constitutional right to a jury of their peers. In a Jury Trial, the Judge decides questions of law and the jury decides whether the defendant is guilty or not guilty on each of the offenses charted. The cases are categorized by how all the charges within the case were disposed. If all charges were disposed by the same trial type, it is counted in the separate category, otherwise, it is counted within the "Mixed Trial" category. If a charge had no trial type entered or it had "No Trial", then it is counted in the "No Trial" category.

Cases by Trial Type
 27A.460(7), (8), (9), (10)

	Jury Trial	Mixed Trial Types	No Trial	Grand Total
Felony Amended Down to Non-Felony			21 100.00%	21 100.00%
Felony Charges	1 0.43%	20 8.66%	210 90.91%	231 100.00%
Felony Convictions		19 13.87%	118 86.13%	137 100.00%

- 27A.460(7) Percentage of disposition to guilty as charged by trial
- 27A.460(8) Percentage of those found guilty of lesser charge by trial
- 27A.460(9) Percentage of cases where jury trial taken
- 27A.460(10) Percentage of trials which are bench (court) trials

Shock Probation by Disposition Type
 27A.440(3)(b)

	Denied	Granted	Grand Total
0026090 SHOCK PROBATION IN FELONY CONVICTIONS	19 70.37%	8 29.63%	27 100.00%

27A.440(3)(b) Extracted data on shock probation shall be placed in the annual report of the Administrative Office of the Courts

* A case may consist of one or multiple convicted charges, the distinct count on cases counts the case only once.
 * Other disposition types include: Denied, Extradition, Grand Jury, Granted, Merged, Mistrial, Grand Jury, Other, Remanded, and Sealed Records.



ADMINISTRATIVE OFFICE OF THE COURTS
Research and Statistics
Annual Report FY 2022
Circuit Court - Felony Criminal Cases

RUSSELL COUNTY

Youthful Offenders

There were 0 Felony level offenses and 0 Non-Felony level offenses disposed within 0 Circuit Criminal cases during the fiscal year. Non-Felony offenses include Misdemeanor, Violation, Local Ordinance, or Other level offenses within those cases.

27A.460(11)

	Charges	Cases
	0	0

27A.460(11) The number of juvenile offenders tried as an adult

Of the 0 Felony level offenses disposed within the Youthful Offender cases, 0 (None%) Charges were convicted

Youthful Offender

		Grand Total
Felony Charges by Disposition Type	0	0

Note: A youth charged prior to their 18th birthday, proceeded against as a youthful offender under KRS 635.020(7) may not be included in the above.

KRS 635.020(7) If a person who is eighteen (18) or older and before the court is charged with a felony that occurred prior to his eighteenth birthday, the court shall, upon motion of the county attorney made prior to adjudication, and after the county attorney has consulted with the Commonwealth's Attorney, that the child be proceeded against as a youthful offender, proceed in accordance with the provisions of KRS 640.010.

* A case may consist of one or multiple convicted charges, the distinct count on cases counts the case only once.

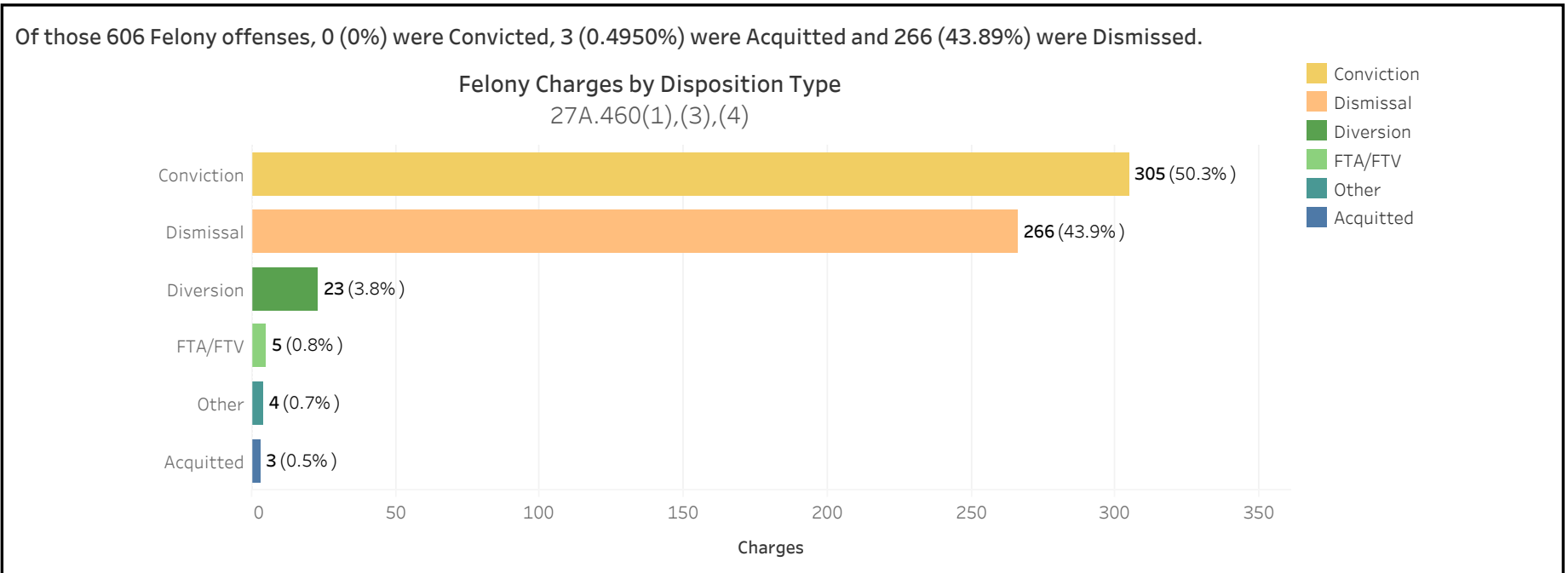


ADMINISTRATIVE OFFICE OF THE COURTS
Research and Statistics
 Annual Report FY 2022
 Circuit Court - Felony Criminal Cases

SCOTT COUNTY

There were 606 Felony level offenses and 71 Non-Felony level offenses disposed within 358 Circuit Criminal cases during the Fiscal Year. Non-Felony offenses include Misdemeanor, Violation, Local Ordinance or Other level offenses within those cases.

		Charges	Cases
SCOTT	Felony	606	300
	Felony amended to Non-Felony	71	



27A.460(1) Conviction Percentages
 27A.460(3) Percentage of Acquittals
 27A.460(4) Percentage of Dismissals

* A case may consist of one or multiple convicted charges, the distinct count on cases counts the case only once.
 * Other disposition types include: Denied, Extradition, Grand Jury, Granted, Merged, Mistrial, Grand Jury, Other, Remanded, and Sealed Records.



ADMINISTRATIVE OFFICE OF THE COURTS
Research and Statistics
 Annual Report FY 2022
 Circuit Court - Felony Criminal Cases

SCOTT COUNTY

Felony Charges Convicted by Highest Penalty Type

Penalty Type	Felony			MISDEMEANOR			VIOLATION			Grand Total		
	Charges	% of Chgs	Cases	Charges	% of Chgs	Cases	Charges	% of Chgs	Cases	Charges	% of Chgs	Cases
Incarcerated Prison	84	28.0%	39							84	17.8%	39
Incarcerated Jail	14	4.7%	11	43	25.7%	26				57	12.1%	36
Alternative: Probation	3	1.0%	3	24	14.4%	18				27	5.7%	21
Alternative Sentence	146	48.7%	145	49	29.3%	43				195	41.4%	178
Pay Fine				8	4.8%	8	4	100.0%	2	12	2.5%	10
Pay Court Cost	2	0.7%	2	3	1.8%	3				5	1.1%	5
Other Penalty	51	17.0%	24	40	24.0%	26				91	19.3%	41
Grand Total	300	100.0%	197	167	100.0%	104	4	100.0%	2	471	100.0%	253

27A.460(2) Percentages of fines, imprisonment, or other penalty assessment

Original & Final Plea Type

		GUILTY	NOT GUILTY	UNKNOWN PLEA TYPE	Grand Total
Felony Charges	Original Plea	23 (3.8%)	294 (48.5%)	289 (47.7%)	606 (100.0%)
	Final Plea	300 (49.5%)	17 (2.8%)	289 (47.7%)	606 (100.0%)
Felony amended to Non-Felony	Original Plea	1 (1.4%)		70 (98.6%)	71 (100.0%)
	Final Plea	1 (1.4%)		70 (98.6%)	71 (100.0%)

27A.460(5) Percentage of pleas as charges

27A.460(6) Percentage of pleas to reduce charges

* A case may consist of one or multiple convicted charges, the distinct count on cases counts the case only once.

* Convicted charges, percent of charges and the distinct count of cases are sorted by the highest sentence penalty for each of the convicted charges (Guilty, Guilty - Multiple Counts, Prepayable Citation - Paid or Guilty - Sealed Sentence, Enhanced).



ADMINISTRATIVE OFFICE OF THE COURTS
Research and Statistics
 Annual Report FY 2022
 Circuit Court - Felony Criminal Cases

SCOTT COUNTY

Cases can have multiple charges which are heard either by a Court Trial, Jury Trial, No Trial or by a combination of trial types. Depending upon the seriousness of the offense and the consequences of a Guilty verdict, defendants in Criminal Cases have the constitutional right to a jury of their peers. In a Jury Trial, the Judge decides questions of law and the jury decides whether the defendant is guilty or not guilty on each of the offenses charted. The cases are categorized by how all the charges within the case were disposed. If all charges were disposed by the same trial type, it is counted in the separate category, otherwise, it is counted within the "Mixed Trial" category. If a charge had no trial type entered or it had "No Trial", then it is counted in the "No Trial" category.

Cases by Trial Type
 27A.460(7), (8), (9), (10)

	Jury Trial	Mixed Trial Types	No Trial	Grand Total
Felony Amended Down to Non-Felony		6 10.34%	52 89.66%	58 100.00%
Felony Charges	3 1.00%	63 21.00%	234 78.00%	300 100.00%
Felony Convictions	3 1.52%	41 20.81%	153 77.66%	197 100.00%

- 27A.460(7) Percentage of disposition to guilty as charged by trial
- 27A.460(8) Percentage of those found guilty of lesser charge by trial
- 27A.460(9) Percentage of cases where jury trial taken
- 27A.460(10) Percentage of trials which are bench (court) trials

Shock Probation by Disposition Type
 27A.440(3)(b)

	Denied	Granted	Withdrawn	Grand Total
0026090 SHOCK PROBATION IN FELONY CONVICTIONS	12 80.00%	2 13.33%	1 6.67%	15 100.00%

27A.440(3)(b) Extracted data on shock probation shall be placed in the annual report of the Administrative Office of the Courts

* A case may consist of one or multiple convicted charges, the distinct count on cases counts the case only once.
 * Other disposition types include: Denied, Extradition, Grand Jury, Granted, Merged, Mistrial, Grand Jury, Other, Remanded, and Sealed Records.



ADMINISTRATIVE OFFICE OF THE COURTS
Research and Statistics
 Annual Report FY 2022
 Circuit Court - Felony Criminal Cases

SCOTT COUNTY

Youthful Offenders

There were 15 Felony level offenses and 0 Non-Felony level offenses disposed within 3 Circuit Criminal cases during the fiscal year. Non-Felony offenses include Misdemeanor, Violation, Local Ordinance, or Other level offenses within those cases.

27A.460(11)

	Charges	Cases
Felony	15	3
Felony amended to Non-Felony	0	0

27A.460(11) The number of juvenile offenders tried as an adult

Of the 15 Felony level offenses disposed within the Youthful Offender cases, 5 (33.33%) Charges were convicted

Youthful Offender

	Convictions	Dismissal	Others	Grand Total
Felony Charges by Disposition Type	5	6	4	15

Note: A youth charged prior to their 18th birthday, proceeded against as a youthful offender under KRS 635.020(7) may not be included in the above.

KRS 635.020(7) If a person who is eighteen (18) or older and before the court is charged with a felony that occurred prior to his eighteenth birthday, the court shall, upon motion of the county attorney made prior to adjudication, and after the county attorney has consulted with the Commonwealth's Attorney, that the child be proceeded against as a youthful offender, proceed in accordance with the provisions of KRS 640.010.

* A case may consist of one or multiple convicted charges, the distinct count on cases counts the case only once.

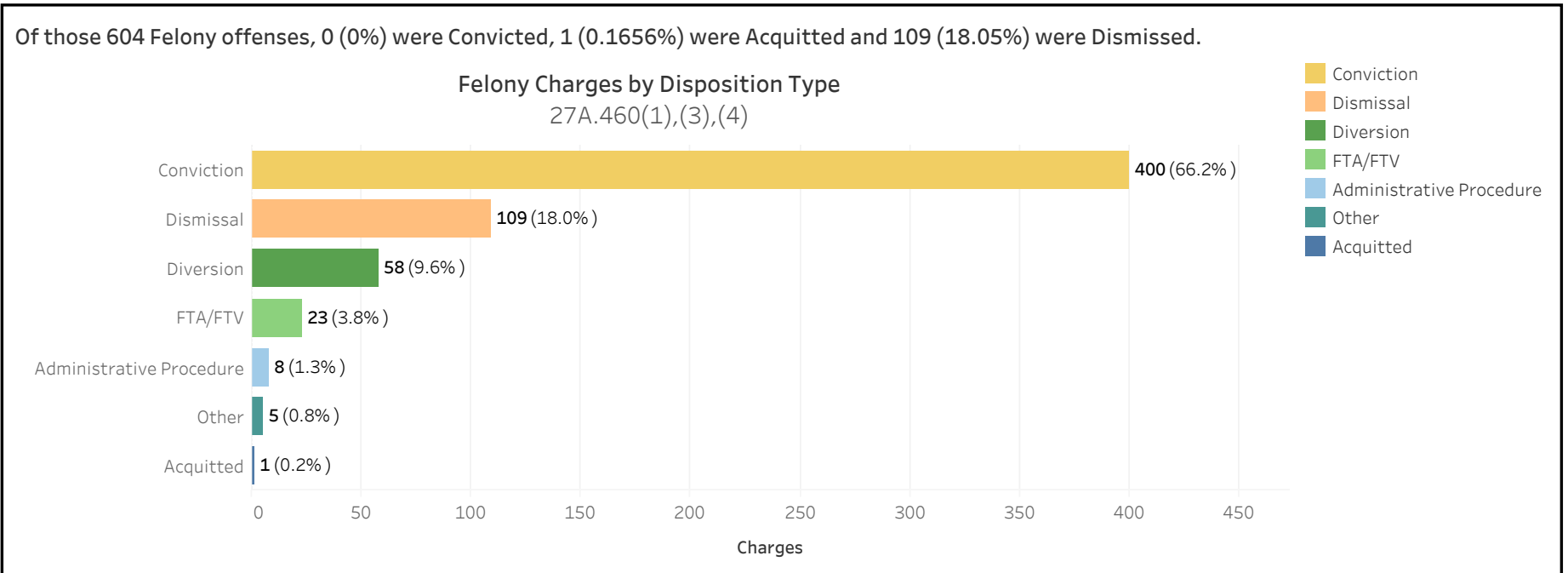


ADMINISTRATIVE OFFICE OF THE COURTS
Research and Statistics
 Annual Report FY 2022
 Circuit Court - Felony Criminal Cases

SHELBY COUNTY

There were 604 Felony level offenses and 20 Non-Felony level offenses disposed within 367 Circuit Criminal cases during the Fiscal Year. Non-Felony offenses include Misdemeanor, Violation, Local Ordinance or Other level offenses within those cases.

		Charges	Cases
SHELBY	Felony	604	349
	Felony amended to Non-Felony	20	



27A.460(1) Conviction Percentages
 27A.460(3) Percentage of Acquittals
 27A.460(4) Percentage of Dismissals

* A case may consist of one or multiple convicted charges, the distinct count on cases counts the case only once.
 * Other disposition types include: Denied, Extradition, Grand Jury, Granted, Merged, Mistrial, Grand Jury, Other, Remanded, and Sealed Records.



ADMINISTRATIVE OFFICE OF THE COURTS
Research and Statistics
 Annual Report FY 2022
 Circuit Court - Felony Criminal Cases

SHELBY COUNTY

Felony Charges Convicted by Highest Penalty Type

Penalty Type	Felony			MISDEMEANOR			VIOLATION			Grand Total		
	Charges	% of Chgs	Cases	Charges	% of Chgs	Cases	Charges	% of Chgs	Cases	Charges	% of Chgs	Cases
Incarcerated Prison	68	17.3%	40	4	1.0%	4				72	8.6%	41
Incarcerated Jail	33	8.4%	14	64	15.6%	33				97	11.6%	38
Alternative: Cond. Discharged				19	4.6%	13				19	2.3%	13
Alternative Sentence	283	71.8%	159	252	61.6%	120	13	37.1%	11	548	65.4%	189
Pay Fine				15	3.7%	15	15	42.9%	10	30	3.6%	21
Pay Court Cost				7	1.7%	7				7	0.8%	7
Other Penalty	8	2.0%	6	48	11.7%	24	7	20.0%	6	63	7.5%	29
No Sentence	2	0.5%	2							2	0.2%	2
Grand Total	394	100.0%	213	409	100.0%	185	35	100.0%	26	838	100.0%	269

27A.460(2) Percentages of fines, imprisonment, or other penalty assessment

Original & Final Plea Type

		GUILTY	NOT GUILTY	UNKNOWN PLEA TYPE	Grand Total
Felony Charges	Original Plea	276 (45.7%)	104 (17.2%)	224 (37.1%)	604 (100.0%)
	Final Plea	380 (62.9%)		224 (37.1%)	604 (100.0%)
Felony amended to Non-Felony	Original Plea	1 (5.0%)		19 (95.0%)	20 (100.0%)
	Final Plea	1 (5.0%)		19 (95.0%)	20 (100.0%)

27A.460(5) Percentage of pleas as charges

27A.460(6) Percentage of pleas to reduce charges

* A case may consist of one or multiple convicted charges, the distinct count on cases counts the case only once.

* Convicted charges, percent of charges and the distinct count of cases are sorted by the highest sentence penalty for each of the convicted charges (Guilty, Guilty - Multiple Counts, Prepayable Citation - Paid or Guilty - Sealed Sentence, Enhanced).



ADMINISTRATIVE OFFICE OF THE COURTS
Research and Statistics
 Annual Report FY 2022
 Circuit Court - Felony Criminal Cases

SHELBY COUNTY

Cases can have multiple charges which are heard either by a Court Trial, Jury Trial, No Trial or by a combination of trial types. Depending upon the seriousness of the offense and the consequences of a Guilty verdict, defendants in Criminal Cases have the constitutional right to a jury of their peers. In a Jury Trial, the Judge decides questions of law and the jury decides whether the defendant is guilty or not guilty on each of the offenses charted. The cases are categorized by how all the charges within the case were disposed. If all charges were disposed by the same trial type, it is counted in the separate category, otherwise, it is counted within the "Mixed Trial" category. If a charge had no trial type entered or it had "No Trial", then it is counted in the "No Trial" category.

Cases by Trial Type
 27A.460(7), (8), (9), (10)

	Jury Trial	Mixed Trial Types	No Trial	Grand Total
Felony Amended Down to Non-Felony		1 5.56%	17 94.44%	18 100.00%
Felony Charges	1 0.29%	24 6.88%	324 92.84%	349 100.00%
Felony Convictions		23 10.60%	194 89.40%	217 100.00%

- 27A.460(7) Percentage of disposition to guilty as charged by trial
- 27A.460(8) Percentage of those found guilty of lesser charge by trial
- 27A.460(9) Percentage of cases where jury trial taken
- 27A.460(10) Percentage of trials which are bench (court) trials

Shock Probation by Disposition Type
 27A.440(3)(b)

	Denied	Granted	Others	Grand Total
0026090 SHOCK PROBATION IN FELONY CONVICTIONS	11 73.33%	3 20.00%	1 6.67%	15 100.00%

27A.440(3)(b) Extracted data on shock probation shall be placed in the annual report of the Administrative Office of the Courts

* A case may consist of one or multiple convicted charges, the distinct count on cases counts the case only once.
 * Other disposition types include: Denied, Extradition, Grand Jury, Granted, Merged, Mistrial, Grand Jury, Other, Remanded, and Sealed Records.



ADMINISTRATIVE OFFICE OF THE COURTS
Research and Statistics
 Annual Report FY 2022
 Circuit Court - Felony Criminal Cases

SHELBY COUNTY

Youthful Offenders

There were 0 Felony level offenses and 0 Non-Felony level offenses disposed within 0 Circuit Criminal cases during the fiscal year. Non-Felony offenses include Misdemeanor, Violation, Local Ordinance, or Other level offenses within those cases.

27A.460(11)

Charges	Cases
0	0

27A.460(11) The number of juvenile offenders tried as an adult

Of the 0 Felony level offenses disposed within the Youthful Offender cases, 0 (None%) Charges were convicted

Youthful Offender

Felony Charges by Disposition Type	0	Grand Total	0

Note: A youth charged prior to their 18th birthday, proceeded against as a youthful offender under KRS 635.020(7) may not be included in the above.

KRS 635.020(7) If a person who is eighteen (18) or older and before the court is charged with a felony that occurred prior to his eighteenth birthday, the court shall, upon motion of the county attorney made prior to adjudication, and after the county attorney has consulted with the Commonwealth's Attorney, that the child be proceeded against as a youthful offender, proceed in accordance with the provisions of KRS 640.010.

* A case may consist of one or multiple convicted charges, the distinct count on cases counts the case only once.

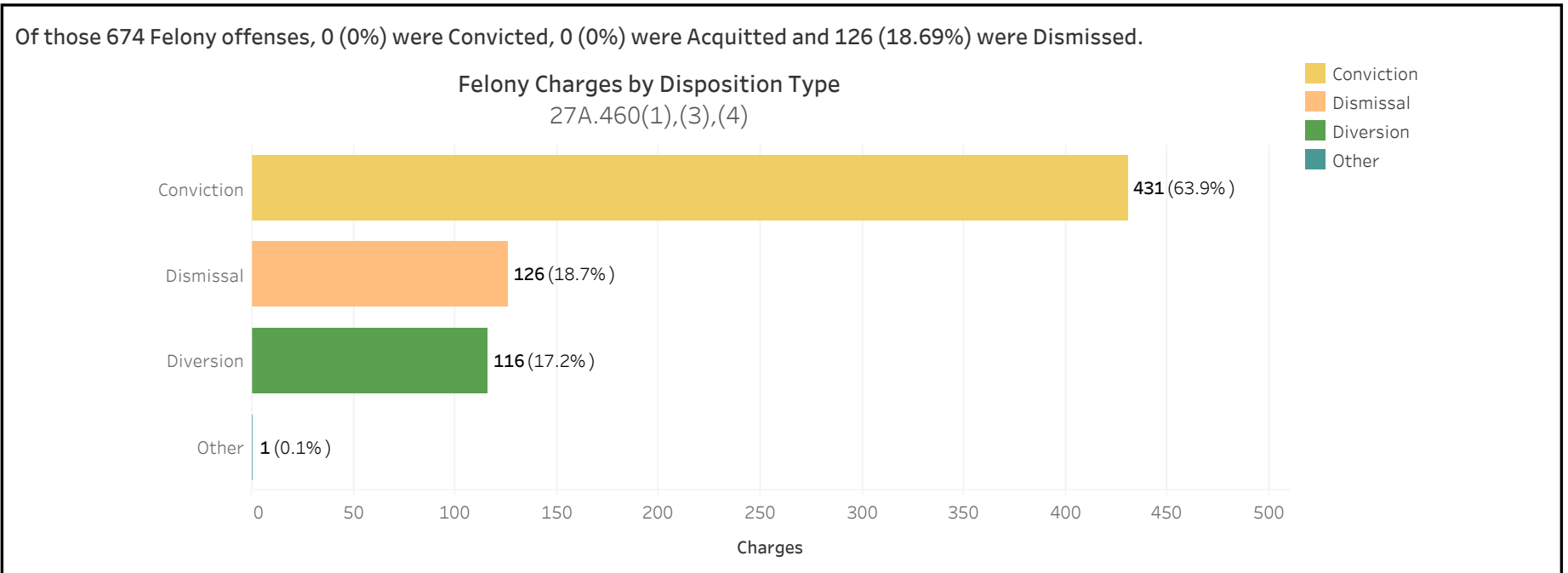


ADMINISTRATIVE OFFICE OF THE COURTS
Research and Statistics
 Annual Report FY 2022
 Circuit Court - Felony Criminal Cases

SIMPSON COUNTY

There were 674 Felony level offenses and 23 Non-Felony level offenses disposed within 421 Circuit Criminal cases during the Fiscal Year. Non-Felony offenses include Misdemeanor, Violation, Local Ordinance or Other level offenses within those cases.

		Charges	Cases
SIMPSON	Felony	674	402
	Felony amended to Non-Felony	23	



27A.460(1) Conviction Percentages
 27A.460(3) Percentage of Acquittals
 27A.460(4) Percentage of Dismissals

* A case may consist of one or multiple convicted charges, the distinct count on cases counts the case only once.
 * Other disposition types include: Denied, Extradition, Grand Jury, Granted, Merged, Mistrial, Grand Jury, Other, Remanded, and Sealed Records.



ADMINISTRATIVE OFFICE OF THE COURTS
Research and Statistics
 Annual Report FY 2022
 Circuit Court - Felony Criminal Cases

SIMPSON COUNTY

Felony Charges Convicted by Highest Penalty Type

Penalty Type	Felony			MISDEMEANOR			VIOLATION			Grand Total		
	Charges	% of Chgs	Cases	Charges	% of Chgs	Cases	Charges	% of Chgs	Cases	Charges	% of Chgs	Cases
Incarcerated Prison	140	34.3%	64	1	0.3%	1				141	17.5%	64
Incarcerated Jail	32	7.8%	27	113	31.8%	57				145	18.0%	60
Alternative: Probation	233	57.1%	178	201	56.6%	111				434	53.8%	179
Alternative: Cond. Discharged				12	3.4%	9				12	1.5%	9
Alternative Sentence	3	0.7%	3	10	2.8%	8	28	63.6%	16	41	5.1%	21
Other Penalty				18	5.1%	10	16	36.4%	7	34	4.2%	17
Grand Total	408	100.0%	262	355	100.0%	189	44	100.0%	23	807	100.0%	275

27A.460(2) Percentages of fines, imprisonment, or other penalty assessment

Original & Final Plea Type

		GUILTY	NOT GUILTY	UNKNOWN PLEA TYPE	Grand Total
Felony Charges	Original Plea		3 (0.4%)	671 (99.6%)	674 (100.0%)
	Final Plea	3 (0.4%)		671 (99.6%)	674 (100.0%)
Felony amended to Non-Felony	Original Plea			23 (100.0%)	23 (100.0%)
	Final Plea			23 (100.0%)	23 (100.0%)

27A.460(5) Percentage of pleas as charges

27A.460(6) Percentage of pleas to reduce charges

* A case may consist of one or multiple convicted charges, the distinct count on cases counts the case only once.

* Convicted charges, percent of charges and the distinct count of cases are sorted by the highest sentence penalty for each of the convicted charges (Guilty, Guilty - Multiple Counts, Prepayable Citation - Paid or Guilty - Sealed Sentence, Enhanced).



ADMINISTRATIVE OFFICE OF THE COURTS
Research and Statistics
 Annual Report FY 2022
 Circuit Court - Felony Criminal Cases

SIMPSON COUNTY

Cases can have multiple charges which are heard either by a Court Trial, Jury Trial, No Trial or by a combination of trial types. Depending upon the seriousness of the offense and the consequences of a Guilty verdict, defendants in Criminal Cases have the constitutional right to a jury of their peers. In a Jury Trial, the Judge decides questions of law and the jury decides whether the defendant is guilty or not guilty on each of the offenses charted. The cases are categorized by how all the charges within the case were disposed. If all charges were disposed by the same trial type, it is counted in the separate category, otherwise, it is counted within the "Mixed Trial" category. If a charge had no trial type entered or it had "No Trial", then it is counted in the "No Trial" category.

Cases by Trial Type

27A.460(7), (8), (9), (10)

	Mixed Trial Types	No Trial	Grand Total
Felony Amended Down to Non-Felony	1 5.26%	18 94.74%	19 100.00%
Felony Charges	11 2.74%	391 97.26%	402 100.00%
Felony Convictions	9 3.44%	253 96.56%	262 100.00%

- 27A.460(7) Percentage of disposition to guilty as charged by trial
- 27A.460(8) Percentage of those found guilty of lesser charge by trial
- 27A.460(9) Percentage of cases where jury trial taken
- 27A.460(10) Percentage of trials which are bench (court) trials

Shock Probation by Disposition Type

27A.440(3)(b)

	Denied	Granted	Others	Grand Total
0026090 SHOCK PROBATION IN FELONY CONVICTIONS	48 64.86%	25 33.78%	1 1.35%	74 100.00%

27A.440(3)(b) Extracted data on shock probation shall be placed in the annual report of the Administrative Office of the Courts

* A case may consist of one or multiple convicted charges, the distinct count on cases counts the case only once.
 * Other disposition types include: Denied, Extradition, Grand Jury, Granted, Merged, Mistrial, Grand Jury, Other, Remanded, and Sealed Records.



ADMINISTRATIVE OFFICE OF THE COURTS
Research and Statistics
 Annual Report FY 2022
 Circuit Court - Felony Criminal Cases

SIMPSON COUNTY

Youthful Offenders

There were 0 Felony level offenses and 0 Non-Felony level offenses disposed within 0 Circuit Criminal cases during the fiscal year. Non-Felony offenses include Misdemeanor, Violation, Local Ordinance, or Other level offenses within those cases.

27A.460(11)

Charges	Cases
0	0

27A.460(11) The number of juvenile offenders tried as an adult

Of the 0 Felony level offenses disposed within the Youthful Offender cases, 0 (None%) Charges were convicted

Youthful Offender

Felony Charges by Disposition Type	0	Grand Total	0

Note: A youth charged prior to their 18th birthday, proceeded against as a youthful offender under KRS 635.020(7) may not be included in the above.

KRS 635.020(7) If a person who is eighteen (18) or older and before the court is charged with a felony that occurred prior to his eighteenth birthday, the court shall, upon motion of the county attorney made prior to adjudication, and after the county attorney has consulted with the Commonwealth's Attorney, that the child be proceeded against as a youthful offender, proceed in accordance with the provisions of KRS 640.010.

* A case may consist of one or multiple convicted charges, the distinct count on cases counts the case only once.

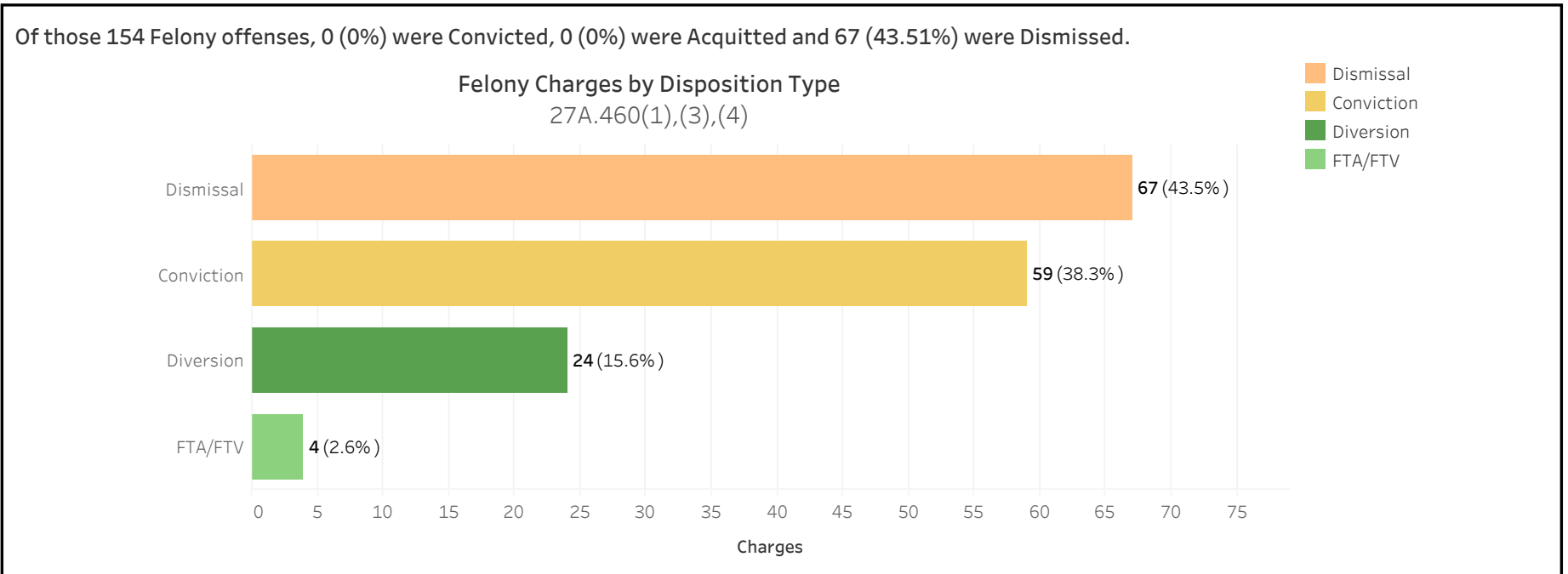


ADMINISTRATIVE OFFICE OF THE COURTS
Research and Statistics
 Annual Report FY 2022
 Circuit Court - Felony Criminal Cases

SPENCER COUNTY

There were 154 Felony level offenses and 2 Non-Felony level offenses disposed within 109 Circuit Criminal cases during the Fiscal Year. Non-Felony offenses include Misdemeanor, Violation, Local Ordinance or Other level offenses within those cases.

		Charges	Cases
SPENCER	Felony	154	107
	Felony amended to Non-Felony	2	



27A.460(1) Conviction Percentages
 27A.460(3) Percentage of Acquittals
 27A.460(4) Percentage of Dismissals

* A case may consist of one or multiple convicted charges, the distinct count on cases counts the case only once.
 * Other disposition types include: Denied, Extradition, Grand Jury, Granted, Merged, Mistrial, Grand Jury, Other, Remanded, and Sealed Records.



ADMINISTRATIVE OFFICE OF THE COURTS
Research and Statistics
 Annual Report FY 2022
 Circuit Court - Felony Criminal Cases

SPENCER COUNTY

Felony Charges Convicted by Highest Penalty Type

Penalty Type	Felony			MISDEMEANOR			VIOLATION			Grand Total		
	Charges	% of Chgs	Cases	Charges	% of Chgs	Cases	Charges	% of Chgs	Cases	Charges	% of Chgs	Cases
Incarcerated Prison	2	3.4%	2							2	1.4%	2
Incarcerated Jail	1	1.7%	1	3	3.9%	2				4	2.9%	3
Alternative: Probation	2	3.4%	2	1	1.3%	1				3	2.2%	3
Alternative: Cond. Discharged	3	5.1%	3	37	48.1%	27				40	28.8%	27
Alternative Sentence	41	69.5%	39	15	19.5%	15				56	40.3%	47
Pay Fine				1	1.3%	1	1	33.3%	1	2	1.4%	2
Pay Court Cost				1	1.3%	1				1	0.7%	1
Other Penalty	10	16.9%	7	19	24.7%	17	2	66.7%	2	31	22.3%	20
Grand Total	59	100.0%	48	77	100.0%	57	3	100.0%	3	139	100.0%	76

27A.460(2) Percentages of fines, imprisonment, or other penalty assessment

Original & Final Plea Type

		GUILTY	NOT GUILTY	UNKNOWN PLEA TYPE	Grand Total
Felony Charges	Original Plea		4 (2.6%)	150 (97.4%)	154 (100.0%)
	Final Plea	4 (2.6%)		150 (97.4%)	154 (100.0%)
Felony amended to Non-Felony	Original Plea			2 (100.0%)	2 (100.0%)
	Final Plea			2 (100.0%)	2 (100.0%)

27A.460(5) Percentage of pleas as charges

27A.460(6) Percentage of pleas to reduce charges

* A case may consist of one or multiple convicted charges, the distinct count on cases counts the case only once.

* Convicted charges, percent of charges and the distinct count of cases are sorted by the highest sentence penalty for each of the convicted charges (Guilty, Guilty - Multiple Counts, Prepayable Citation - Paid or Guilty - Sealed Sentence, Enhanced).



ADMINISTRATIVE OFFICE OF THE COURTS
Research and Statistics
 Annual Report FY 2022
 Circuit Court - Felony Criminal Cases

SPENCER COUNTY

Cases can have multiple charges which are heard either by a Court Trial, Jury Trial, No Trial or by a combination of trial types. Depending upon the seriousness of the offense and the consequences of a Guilty verdict, defendants in Criminal Cases have the constitutional right to a jury of their peers. In a Jury Trial, the Judge decides questions of law and the jury decides whether the defendant is guilty or not guilty on each of the offenses charted. The cases are categorized by how all the charges within the case were disposed. If all charges were disposed by the same trial type, it is counted in the separate category, otherwise, it is counted within the "Mixed Trial" category. If a charge had no trial type entered or it had "No Trial", then it is counted in the "No Trial" category.

Cases by Trial Type
 27A.460(7), (8), (9), (10)

	Mixed Trial Types	No Trial	Grand Total
Felony Amended Down to Non-Felony		2 100.00%	2 100.00%
Felony Charges	14 13.08%	93 86.92%	107 100.00%
Felony Convictions	13 27.08%	35 72.92%	48 100.00%

- 27A.460(7) Percentage of disposition to guilty as charged by trial
- 27A.460(8) Percentage of those found guilty of lesser charge by trial
- 27A.460(9) Percentage of cases where jury trial taken
- 27A.460(10) Percentage of trials which are bench (court) trials

Shock Probation by Disposition Type
 27A.440(3)(b)

	Grand Total
	0

27A.440(3)(b) Extracted data on shock probation shall be placed in the annual report of the Administrative Office of the Courts

* A case may consist of one or multiple convicted charges, the distinct count on cases counts the case only once.
 * Other disposition types include: Denied, Extradition, Grand Jury, Granted, Merged, Mistrial, Grand Jury, Other, Remanded, and Sealed Records.



ADMINISTRATIVE OFFICE OF THE COURTS
Research and Statistics
Annual Report FY 2022
Circuit Court - Felony Criminal Cases

SPENCER COUNTY

Youthful Offenders

There were 0 Felony level offenses and 0 Non-Felony level offenses disposed within 0 Circuit Criminal cases during the fiscal year. Non-Felony offenses include Misdemeanor, Violation, Local Ordinance, or Other level offenses within those cases.

27A.460(11)

	Charges	Cases
	0	0

27A.460(11) The number of juvenile offenders tried as an adult

Of the 0 Felony level offenses disposed within the Youthful Offender cases, 0 (None%) Charges were convicted

Youthful Offender

		Grand Total
Felony Charges by Disposition Type	0	0

Note: A youth charged prior to their 18th birthday, proceeded against as a youthful offender under KRS 635.020(7) may not be included in the above.

KRS 635.020(7) If a person who is eighteen (18) or older and before the court is charged with a felony that occurred prior to his eighteenth birthday, the court shall, upon motion of the county attorney made prior to adjudication, and after the county attorney has consulted with the Commonwealth's Attorney, that the child be proceeded against as a youthful offender, proceed in accordance with the provisions of KRS 640.010.

* A case may consist of one or multiple convicted charges, the distinct count on cases counts the case only once.

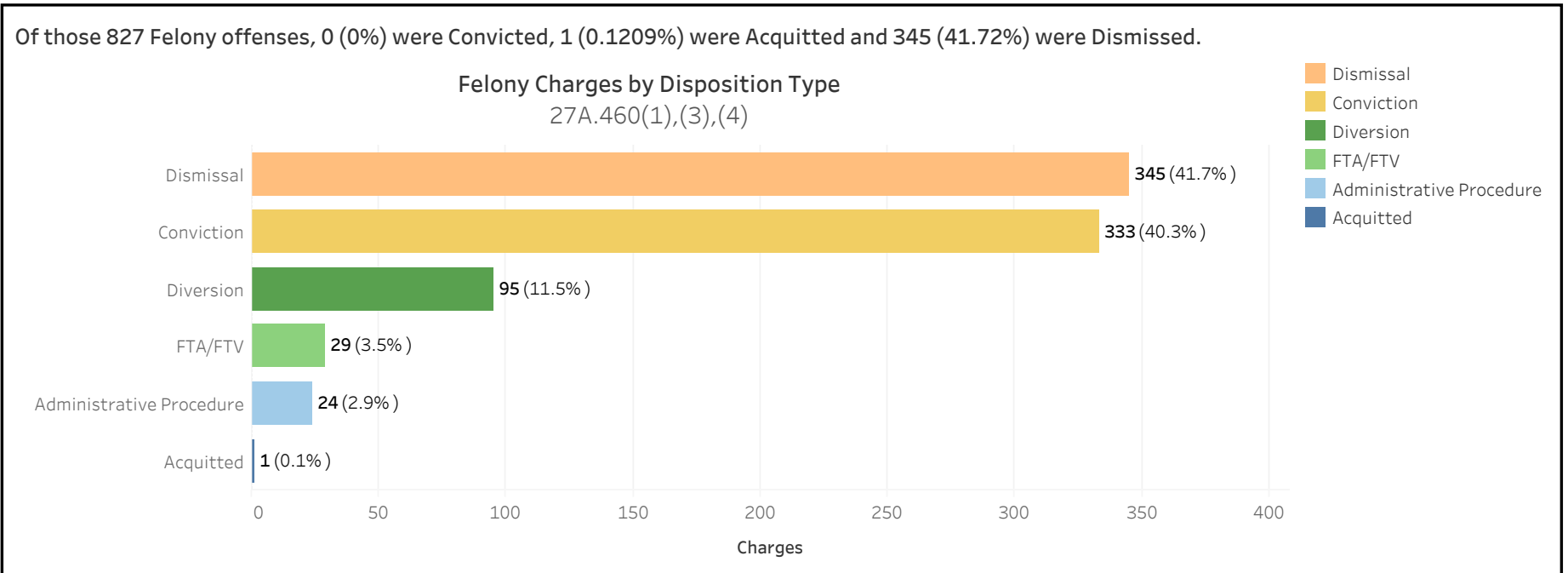


ADMINISTRATIVE OFFICE OF THE COURTS
Research and Statistics
 Annual Report FY 2022
 Circuit Court - Felony Criminal Cases

TAYLOR COUNTY

There were 827 Felony level offenses and 66 Non-Felony level offenses disposed within 462 Circuit Criminal cases during the Fiscal Year. Non-Felony offenses include Misdemeanor, Violation, Local Ordinance or Other level offenses within those cases.

		Charges	Cases
TAYLOR	Felony	827	414
	Felony amended to Non-Felony	66	



27A.460(1) Conviction Percentages
 27A.460(3) Percentage of Acquittals
 27A.460(4) Percentage of Dismissals

* A case may consist of one or multiple convicted charges, the distinct count on cases counts the case only once.
 * Other disposition types include: Denied, Extradition, Grand Jury, Granted, Merged, Mistrial, Grand Jury, Other, Remanded, and Sealed Records.



ADMINISTRATIVE OFFICE OF THE COURTS
Research and Statistics
 Annual Report FY 2022
 Circuit Court - Felony Criminal Cases

TAYLOR COUNTY

Felony Charges Convicted by Highest Penalty Type

Penalty Type	Felony			MISDEMEANOR			VIOLATION			Grand Total		
	Charges	% of Chgs	Cases	Charges	% of Chgs	Cases	Charges	% of Chgs	Cases	Charges	% of Chgs	Cases
Incarcerated Prison	113	33.9%	62	1	0.2%	1				114	12.8%	62
Incarcerated Jail	44	13.2%	31	113	26.8%	48	6	4.3%	2	163	18.2%	62
Alternative: Probation	67	20.1%	36	122	28.9%	70	5	3.6%	4	194	21.7%	85
Alternative: Cond. Discharged				2	0.5%	2				2	0.2%	2
Alternative Sentence	58	17.4%	58	48	11.4%	43	2	1.4%	2	108	12.1%	95
Pay Fine							7	5.0%	2	7	0.8%	2
Pay Court Cost	2	0.6%	2	5	1.2%	5	1	0.7%	1	8	0.9%	8
Other Penalty	48	14.4%	35	127	30.1%	67	77	55.4%	36	252	28.2%	105
No Sentence	1	0.3%	1	4	0.9%	4	41	29.5%	18	46	5.1%	22
Grand Total	333	100.0%	201	422	100.0%	205	139	100.0%	62	894	100.0%	299

27A.460(2) Percentages of fines, imprisonment, or other penalty assessment

Original & Final Plea Type

		GUILTY	NOT GUILTY	UNKNOWN PLEA TYPE	Grand Total
Felony Charges	Original Plea		15 (1.8%)	812 (98.2%)	827 (100.0%)
	Final Plea	12 (1.5%)	3 (0.4%)	812 (98.2%)	827 (100.0%)
Felony amended to Non-Felony	Original Plea			66 (100.0%)	66 (100.0%)
	Final Plea			66 (100.0%)	66 (100.0%)

27A.460(5) Percentage of pleas as charges

27A.460(6) Percentage of pleas to reduce charges

* A case may consist of one or multiple convicted charges, the distinct count on cases counts the case only once.

* Convicted charges, percent of charges and the distinct count of cases are sorted by the highest sentence penalty for each of the convicted charges (Guilty, Guilty - Multiple Counts, Prepayable Citation - Paid or Guilty - Sealed Sentence, Enhanced).



ADMINISTRATIVE OFFICE OF THE COURTS
Research and Statistics
 Annual Report FY 2022
 Circuit Court - Felony Criminal Cases

TAYLOR COUNTY

Cases can have multiple charges which are heard either by a Court Trial, Jury Trial, No Trial or by a combination of trial types. Depending upon the seriousness of the offense and the consequences of a Guilty verdict, defendants in Criminal Cases have the constitutional right to a jury of their peers. In a Jury Trial, the Judge decides questions of law and the jury decides whether the defendant is guilty or not guilty on each of the offenses charted. The cases are categorized by how all the charges within the case were disposed. If all charges were disposed by the same trial type, it is counted in the separate category, otherwise, it is counted within the "Mixed Trial" category. If a charge had no trial type entered or it had "No Trial", then it is counted in the "No Trial" category.

Cases by Trial Type

27A.460(7), (8), (9), (10)

	Mixed Trial Types	No Trial	Grand Total
Felony Amended Down to Non-Felony	1 2.08%	47 97.92%	48 100.00%
Felony Charges	7 1.69%	407 98.31%	414 100.00%
Felony Convictions	6 2.99%	195 97.01%	201 100.00%

- 27A.460(7) Percentage of disposition to guilty as charged by trial
- 27A.460(8) Percentage of those found guilty of lesser charge by trial
- 27A.460(9) Percentage of cases where jury trial taken
- 27A.460(10) Percentage of trials which are bench (court) trials

Shock Probation by Disposition Type

27A.440(3)(b)

	Denied	Granted	Grand Total
0026090 SHOCK PROBATION IN FELONY CONVICTIONS	53 91.38%	5 8.62%	58 100.00%

27A.440(3)(b) Extracted data on shock probation shall be placed in the annual report of the Administrative Office of the Courts

* A case may consist of one or multiple convicted charges, the distinct count on cases counts the case only once.
 * Other disposition types include: Denied, Extradition, Grand Jury, Granted, Merged, Mistrial, Grand Jury, Other, Remanded, and Sealed Records.



ADMINISTRATIVE OFFICE OF THE COURTS
Research and Statistics
 Annual Report FY 2022
 Circuit Court - Felony Criminal Cases

TAYLOR COUNTY

Youthful Offenders

There were 0 Felony level offenses and 0 Non-Felony level offenses disposed within 0 Circuit Criminal cases during the fiscal year. Non-Felony offenses include Misdemeanor, Violation, Local Ordinance, or Other level offenses within those cases.

27A.460(11)

Charges	Cases
0	0

27A.460(11) The number of juvenile offenders tried as an adult

Of the 0 Felony level offenses disposed within the Youthful Offender cases, 0 (None%) Charges were convicted

Youthful Offender

Felony Charges by Disposition Type	0	Grand Total	0

Note: A youth charged prior to their 18th birthday, proceeded against as a youthful offender under KRS 635.020(7) may not be included in the above.

KRS 635.020(7) If a person who is eighteen (18) or older and before the court is charged with a felony that occurred prior to his eighteenth birthday, the court shall, upon motion of the county attorney made prior to adjudication, and after the county attorney has consulted with the Commonwealth's Attorney, that the child be proceeded against as a youthful offender, proceed in accordance with the provisions of KRS 640.010.

* A case may consist of one or multiple convicted charges, the distinct count on cases counts the case only once.

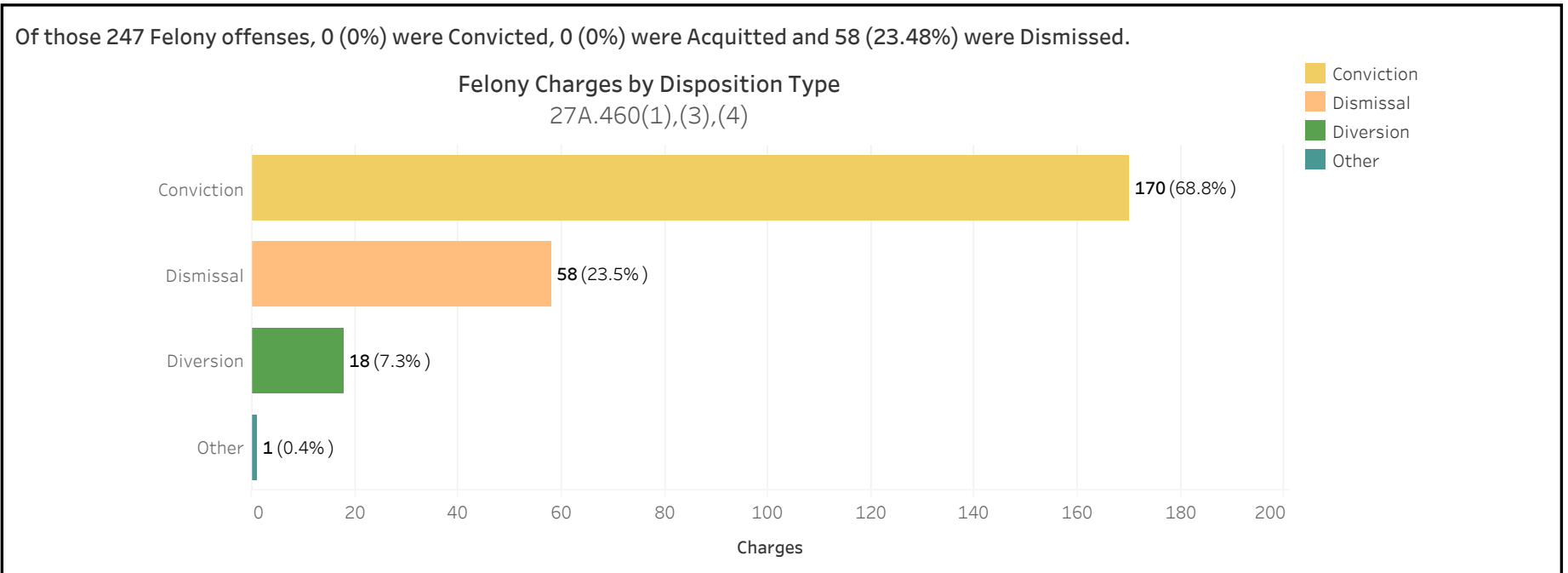


ADMINISTRATIVE OFFICE OF THE COURTS
Research and Statistics
 Annual Report FY 2022
 Circuit Court - Felony Criminal Cases

TODD COUNTY

There were 247 Felony level offenses and 8 Non-Felony level offenses disposed within 121 Circuit Criminal cases during the Fiscal Year. Non-Felony offenses include Misdemeanor, Violation, Local Ordinance or Other level offenses within those cases.

		Charges	Cases
TODD	Felony	247	114
	Felony amended to Non-Felony	8	



27A.460(1) Conviction Percentages
 27A.460(3) Percentage of Acquittals
 27A.460(4) Percentage of Dismissals

* A case may consist of one or multiple convicted charges, the distinct count on cases counts the case only once.
 * Other disposition types include: Denied, Extradition, Grand Jury, Granted, Merged, Mistrial, Grand Jury, Other, Remanded, and Sealed Records.



ADMINISTRATIVE OFFICE OF THE COURTS
Research and Statistics
 Annual Report FY 2022
 Circuit Court - Felony Criminal Cases

TODD COUNTY

Felony Charges Convicted by Highest Penalty Type

Penalty Type	Felony			MISDEMEANOR			VIOLATION			Grand Total		
	Charges	% of Chgs	Cases	Charges	% of Chgs	Cases	Charges	% of Chgs	Cases	Charges	% of Chgs	Cases
Incarcerated Prison	61	36.1%	37							61	20.4%	37
Incarcerated Jail	19	11.2%	13	43	42.6%	26	1	3.4%	1	63	21.1%	32
Alternative: Probation	84	49.7%	41	37	36.6%	24				121	40.5%	45
Alternative: Cond. Discharged	4	2.4%	2	13	12.9%	9				17	5.7%	10
Alternative Sentence				2	2.0%	2				2	0.7%	2
Pay Fine				1	1.0%	1	21	72.4%	13	22	7.4%	13
Other Penalty	1	0.6%	1	3	3.0%	2	6	20.7%	6	10	3.3%	9
No Sentence				2	2.0%	2	1	3.4%	1	3	1.0%	3
Grand Total	169	100.0%	89	101	100.0%	58	29	100.0%	20	299	100.0%	98

27A.460(2) Percentages of fines, imprisonment, or other penalty assessment

Original & Final Plea Type

		GUILTY	NOT GUILTY	UNKNOWN PLEA TYPE	Grand Total
Felony Charges	Original Plea	65 (26.3%)	153 (61.9%)	29 (11.7%)	247 (100.0%)
	Final Plea	170 (68.8%)	48 (19.4%)	29 (11.7%)	247 (100.0%)
Felony amended to Non-Felony	Original Plea		8 (100.0%)		8 (100.0%)
	Final Plea		8 (100.0%)		8 (100.0%)

27A.460(5) Percentage of pleas as charges

27A.460(6) Percentage of pleas to reduce charges

* A case may consist of one or multiple convicted charges, the distinct count on cases counts the case only once.

* Convicted charges, percent of charges and the distinct count of cases are sorted by the highest sentence penalty for each of the convicted charges (Guilty, Guilty - Multiple Counts, Prepayable Citation - Paid or Guilty - Sealed Sentence, Enhanced).



ADMINISTRATIVE OFFICE OF THE COURTS
Research and Statistics
 Annual Report FY 2022
 Circuit Court - Felony Criminal Cases

TODD COUNTY

Cases can have multiple charges which are heard either by a Court Trial, Jury Trial, No Trial or by a combination of trial types. Depending upon the seriousness of the offense and the consequences of a Guilty verdict, defendants in Criminal Cases have the constitutional right to a jury of their peers. In a Jury Trial, the Judge decides questions of law and the jury decides whether the defendant is guilty or not guilty on each of the offenses charted. The cases are categorized by how all the charges within the case were disposed. If all charges were disposed by the same trial type, it is counted in the separate category, otherwise, it is counted within the "Mixed Trial" category. If a charge had no trial type entered or it had "No Trial", then it is counted in the "No Trial" category.

Cases by Trial Type
 27A.460(7), (8), (9), (10)

	Mixed Trial Types	No Trial	Grand Total
Felony Amended Down to Non-Felony		7 100.00%	7 100.00%
Felony Charges	3 2.63%	111 97.37%	114 100.00%
Felony Convictions	2 2.25%	87 97.75%	89 100.00%

- 27A.460(7) Percentage of disposition to guilty as charged by trial
- 27A.460(8) Percentage of those found guilty of lesser charge by trial
- 27A.460(9) Percentage of cases where jury trial taken
- 27A.460(10) Percentage of trials which are bench (court) trials

Shock Probation by Disposition Type
 27A.440(3)(b)

	Granted	Grand Total
0026090 SHOCK PROBATION IN FELONY CONVICTIONS	18 100.00%	18 100.00%

27A.440(3)(b) Extracted data on shock probation shall be placed in the annual report of the Administrative Office of the Courts

* A case may consist of one or multiple convicted charges, the distinct count on cases counts the case only once.
 * Other disposition types include: Denied, Extradition, Grand Jury, Granted, Merged, Mistrial, Grand Jury, Other, Remanded, and Sealed Records.



ADMINISTRATIVE OFFICE OF THE COURTS
 Research and Statistics
 Annual Report FY 2022
 Circuit Court - Felony Criminal Cases

TODD COUNTY

Youthful Offenders

There were 0 Felony level offenses and 0 Non-Felony level offenses disposed within 0 Circuit Criminal cases during the fiscal year. Non-Felony offenses include Misdemeanor, Violation, Local Ordinance, or Other level offenses within those cases.

27A.460(11)

	Charges	Cases
	0	0

27A.460(11) The number of juvenile offenders tried as an adult

Of the 0 Felony level offenses disposed within the Youthful Offender cases, 0 (None%) Charges were convicted

Youthful Offender

		Grand Total
Felony Charges by Disposition Type	0	0

Note: A youth charged prior to their 18th birthday, proceeded against as a youthful offender under KRS 635.020(7) may not be included in the above.

KRS 635.020(7) If a person who is eighteen (18) or older and before the court is charged with a felony that occurred prior to his eighteenth birthday, the court shall, upon motion of the county attorney made prior to adjudication, and after the county attorney has consulted with the Commonwealth's Attorney, that the child be proceeded against as a youthful offender, proceed in accordance with the provisions of KRS 640.010.

* A case may consist of one or multiple convicted charges, the distinct count on cases counts the case only once.

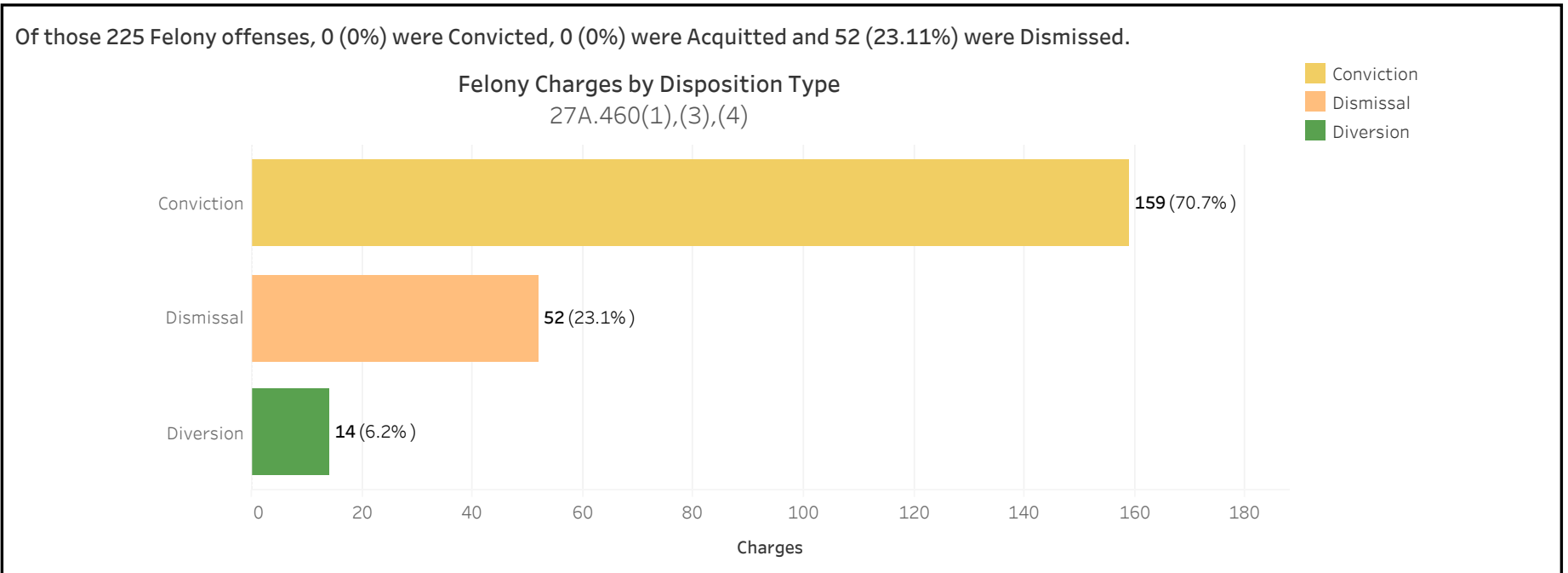


ADMINISTRATIVE OFFICE OF THE COURTS
Research and Statistics
 Annual Report FY 2022
 Circuit Court - Felony Criminal Cases

TRIGG COUNTY

There were 225 Felony level offenses and 38 Non-Felony level offenses disposed within 134 Circuit Criminal cases during the Fiscal Year. Non-Felony offenses include Misdemeanor, Violation, Local Ordinance or Other level offenses within those cases.

		Charges	Cases
TRIGG	Felony	225	117
	Felony amended to Non-Felony	38	



27A.460(1) Conviction Percentages
 27A.460(3) Percentage of Acquittals
 27A.460(4) Percentage of Dismissals

* A case may consist of one or multiple convicted charges, the distinct count on cases counts the case only once.
 * Other disposition types include: Denied, Extradition, Grand Jury, Granted, Merged, Mistrial, Grand Jury, Other, Remanded, and Sealed Records.



ADMINISTRATIVE OFFICE OF THE COURTS
Research and Statistics
 Annual Report FY 2022
 Circuit Court - Felony Criminal Cases

TRIGG COUNTY

Felony Charges Convicted by Highest Penalty Type

Penalty Type	Felony			MISDEMEANOR			VIOLATION			Grand Total		
	Charges	% of Chgs	Cases	Charges	% of Chgs	Cases	Charges	% of Chgs	Cases	Charges	% of Chgs	Cases
Incarcerated Prison	98	62.0%	44	4	2.2%	3				102	27.6%	45
Incarcerated Jail	18	11.4%	13	86	47.3%	38				104	28.2%	41
Alternative: Probation	42	26.6%	32	84	46.2%	35	1	3.4%	1	127	34.4%	43
Alternative Sentence				2	1.1%	2				2	0.5%	2
Pay Fine				4	2.2%	3	11	37.9%	8	15	4.1%	10
Other Penalty				2	1.1%	2	17	58.6%	9	19	5.1%	10
Grand Total	158	100.0%	87	182	100.0%	72	29	100.0%	18	369	100.0%	101

27A.460(2) Percentages of fines, imprisonment, or other penalty assessment

Original & Final Plea Type

		GUILTY	NOT GUILTY	UNKNOWN PLEA TYPE	Grand Total
Felony Charges	Original Plea		5 (2.2%)	220 (97.8%)	225 (100.0%)
	Final Plea	3 (1.3%)	2 (0.9%)	220 (97.8%)	225 (100.0%)
Felony amended to Non-Felony	Original Plea			38 (100.0%)	38 (100.0%)
	Final Plea			38 (100.0%)	38 (100.0%)

27A.460(5) Percentage of pleas as charges

27A.460(6) Percentage of pleas to reduce charges

* A case may consist of one or multiple convicted charges, the distinct count on cases counts the case only once.

* Convicted charges, percent of charges and the distinct count of cases are sorted by the highest sentence penalty for each of the convicted charges (Guilty, Guilty - Multiple Counts, Prepayable Citation - Paid or Guilty - Sealed Sentence, Enhanced).



ADMINISTRATIVE OFFICE OF THE COURTS
Research and Statistics
 Annual Report FY 2022
 Circuit Court - Felony Criminal Cases

TRIGG COUNTY

Cases can have multiple charges which are heard either by a Court Trial, Jury Trial, No Trial or by a combination of trial types. Depending upon the seriousness of the offense and the consequences of a Guilty verdict, defendants in Criminal Cases have the constitutional right to a jury of their peers. In a Jury Trial, the Judge decides questions of law and the jury decides whether the defendant is guilty or not guilty on each of the offenses charted. The cases are categorized by how all the charges within the case were disposed. If all charges were disposed by the same trial type, it is counted in the separate category, otherwise, it is counted within the "Mixed Trial" category. If a charge had no trial type entered or it had "No Trial", then it is counted in the "No Trial" category.

Cases by Trial Type
 27A.460(7), (8), (9), (10)

	Mixed Trial Types	No Trial	Grand Total
Felony Amended Down to Non-Felony		17 100.00%	17 100.00%
Felony Charges	8 6.84%	109 93.16%	117 100.00%
Felony Convictions	6 6.90%	81 93.10%	87 100.00%

- 27A.460(7) Percentage of disposition to guilty as charged by trial
- 27A.460(8) Percentage of those found guilty of lesser charge by trial
- 27A.460(9) Percentage of cases where jury trial taken
- 27A.460(10) Percentage of trials which are bench (court) trials

Shock Probation by Disposition Type
 27A.440(3)(b)

	Denied	Granted	Grand Total
0026090 SHOCK PROBATION IN FELONY CONVICTIONS	28 59.57%	19 40.43%	47 100.00%

27A.440(3)(b) Extracted data on shock probation shall be placed in the annual report of the Administrative Office of the Courts

* A case may consist of one or multiple convicted charges, the distinct count on cases counts the case only once.
 * Other disposition types include: Denied, Extradition, Grand Jury, Granted, Merged, Mistrial, Grand Jury, Other, Remanded, and Sealed Records.



ADMINISTRATIVE OFFICE OF THE COURTS
Research and Statistics
 Annual Report FY 2022
 Circuit Court - Felony Criminal Cases

TRIGG COUNTY

Youthful Offenders

There were 0 Felony level offenses and 0 Non-Felony level offenses disposed within 0 Circuit Criminal cases during the fiscal year. Non-Felony offenses include Misdemeanor, Violation, Local Ordinance, or Other level offenses within those cases.

27A.460(11)

Charges	Cases
0	0

27A.460(11) The number of juvenile offenders tried as an adult

Of the 0 Felony level offenses disposed within the Youthful Offender cases, 0 (None%) Charges were convicted

Youthful Offender

Felony Charges by Disposition Type	0	Grand Total
	0	0

Note: A youth charged prior to their 18th birthday, proceeded against as a youthful offender under KRS 635.020(7) may not be included in the above.

KRS 635.020(7) If a person who is eighteen (18) or older and before the court is charged with a felony that occurred prior to his eighteenth birthday, the court shall, upon motion of the county attorney made prior to adjudication, and after the county attorney has consulted with the Commonwealth's Attorney, that the child be proceeded against as a youthful offender, proceed in accordance with the provisions of KRS 640.010.

* A case may consist of one or multiple convicted charges, the distinct count on cases counts the case only once.



ADMINISTRATIVE OFFICE OF THE COURTS
Research and Statistics
 Annual Report FY 2022
 Circuit Court - Felony Criminal Cases

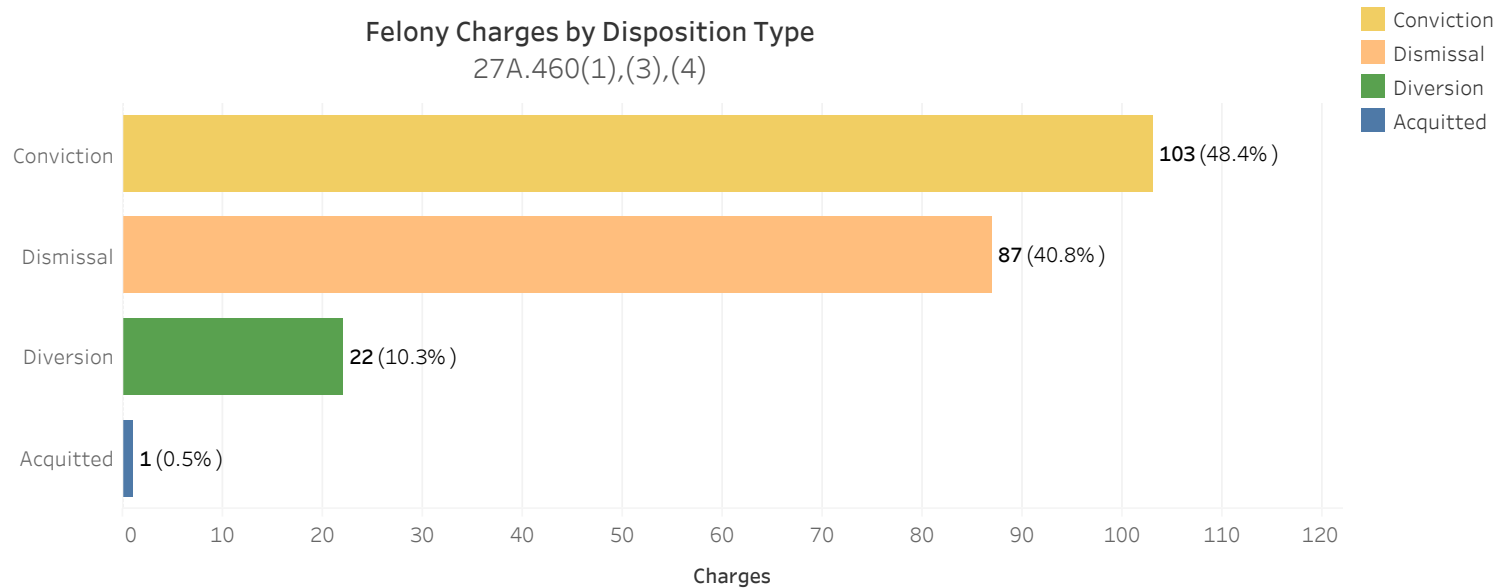
TRIMBLE COUNTY

There were 213 Felony level offenses and 5 Non-Felony level offenses disposed within 120 Circuit Criminal cases during the Fiscal Year. Non-Felony offenses include Misdemeanor, Violation, Local Ordinance or Other level offenses within those cases.

		Charges	Cases
TRIMBLE	Felony	213	115
	Felony amended to Non-Felony	5	

Of those 213 Felony offenses, 0 (0%) were Convicted, 1 (0.4695%) were Acquitted and 87 (40.85%) were Dismissed.

Felony Charges by Disposition Type
 27A.460(1),(3),(4)



27A.460(1) Conviction Percentages
 27A.460(3) Percentage of Acquittals
 27A.460(4) Percentage of Dismissals

* A case may consist of one or multiple convicted charges, the distinct count on cases counts the case only once.
 * Other disposition types include: Denied, Extradition, Grand Jury, Granted, Merged, Mistrial, Grand Jury, Other, Remanded, and Sealed Records.



ADMINISTRATIVE OFFICE OF THE COURTS
Research and Statistics
 Annual Report FY 2022
 Circuit Court - Felony Criminal Cases

TRIMBLE COUNTY

Felony Charges Convicted by Highest Penalty Type

Penalty Type	Felony			MISDEMEANOR			VIOLATION			Grand Total		
	Charges	% of Chgs	Cases	Charges	% of Chgs	Cases	Charges	% of Chgs	Cases	Charges	% of Chgs	Cases
Incarcerated Prison	17	16.5%	12	1	3.7%	1				18	13.7%	12
Incarcerated Jail	11	10.7%	11	6	22.2%	5	1	100.0%	1	18	13.7%	15
Alternative: Probation	3	2.9%	3							3	2.3%	3
Alternative: Cond. Discharged	1	1.0%	1	6	22.2%	6				7	5.3%	7
Alternative Sentence	61	59.2%	46	4	14.8%	4				65	49.6%	48
Pay Fine				6	22.2%	6				6	4.6%	6
No Sentence	10	9.7%	10	4	14.8%	3				14	10.7%	12
Grand Total	103	100.0%	76	27	100.0%	23	1	100.0%	1	131	100.0%	87

27A.460(2) Percentages of fines, imprisonment, or other penalty assessment

Original & Final Plea Type

		GUILTY	NOT GUILTY	Grand Total
Felony Charges	Original Plea	30 (14.1%)	183 (85.9%)	213 (100.0%)
	Final Plea	125 (58.7%)	88 (41.3%)	213 (100.0%)
Felony amended to Non-Felony	Original Plea		5 (100.0%)	5 (100.0%)
	Final Plea		5 (100.0%)	5 (100.0%)

27A.460(5) Percentage of pleas as charges

27A.460(6) Percentage of pleas to reduce charges

* A case may consist of one or multiple convicted charges, the distinct count on cases counts the case only once.

* Convicted charges, percent of charges and the distinct count of cases are sorted by the highest sentence penalty for each of the convicted charges (Guilty, Guilty - Multiple Counts, Prepayable Citation - Paid or Guilty - Sealed Sentence, Enhanced).



ADMINISTRATIVE OFFICE OF THE COURTS
Research and Statistics
 Annual Report FY 2022
 Circuit Court - Felony Criminal Cases

TRIMBLE COUNTY

Cases can have multiple charges which are heard either by a Court Trial, Jury Trial, No Trial or by a combination of trial types. Depending upon the seriousness of the offense and the consequences of a Guilty verdict, defendants in Criminal Cases have the constitutional right to a jury of their peers. In a Jury Trial, the Judge decides questions of law and the jury decides whether the defendant is guilty or not guilty on each of the offenses charted. The cases are categorized by how all the charges within the case were disposed. If all charges were disposed by the same trial type, it is counted in the separate category, otherwise, it is counted within the "Mixed Trial" category. If a charge had no trial type entered or it had "No Trial", then it is counted in the "No Trial" category.

Cases by Trial Type
 27A.460(7), (8), (9), (10)

	Mixed Trial Types	No Trial	Grand Total
Felony Amended Down to Non-Felony		5 100.00%	5 100.00%
Felony Charges	1 0.87%	114 99.13%	115 100.00%
Felony Convictions	1 1.32%	75 98.68%	76 100.00%

- 27A.460(7) Percentage of disposition to guilty as charged by trial
- 27A.460(8) Percentage of those found guilty of lesser charge by trial
- 27A.460(9) Percentage of cases where jury trial taken
- 27A.460(10) Percentage of trials which are bench (court) trials

Shock Probation by Disposition Type
 27A.440(3)(b)

	Grand Total
	0

27A.440(3)(b) Extracted data on shock probation shall be placed in the annual report of the Administrative Office of the Courts

* A case may consist of one or multiple convicted charges, the distinct count on cases counts the case only once.
 * Other disposition types include: Denied, Extradition, Grand Jury, Granted, Merged, Mistrial, Grand Jury, Other, Remanded, and Sealed Records.



ADMINISTRATIVE OFFICE OF THE COURTS
Research and Statistics
 Annual Report FY 2022
 Circuit Court - Felony Criminal Cases

TRIMBLE COUNTY

Youthful Offenders

There were 0 Felony level offenses and 0 Non-Felony level offenses disposed within 0 Circuit Criminal cases during the fiscal year. Non-Felony offenses include Misdemeanor, Violation, Local Ordinance, or Other level offenses within those cases.

27A.460(11)

Charges	Cases
0	0

27A.460(11) The number of juvenile offenders tried as an adult

Of the 0 Felony level offenses disposed within the Youthful Offender cases, 0 (None%) Charges were convicted

Youthful Offender

Felony Charges by Disposition Type	0	Grand Total	0

Note: A youth charged prior to their 18th birthday, proceeded against as a youthful offender under KRS 635.020(7) may not be included in the above.

KRS 635.020(7) If a person who is eighteen (18) or older and before the court is charged with a felony that occurred prior to his eighteenth birthday, the court shall, upon motion of the county attorney made prior to adjudication, and after the county attorney has consulted with the Commonwealth's Attorney, that the child be proceeded against as a youthful offender, proceed in accordance with the provisions of KRS 640.010.

* A case may consist of one or multiple convicted charges, the distinct count on cases counts the case only once.

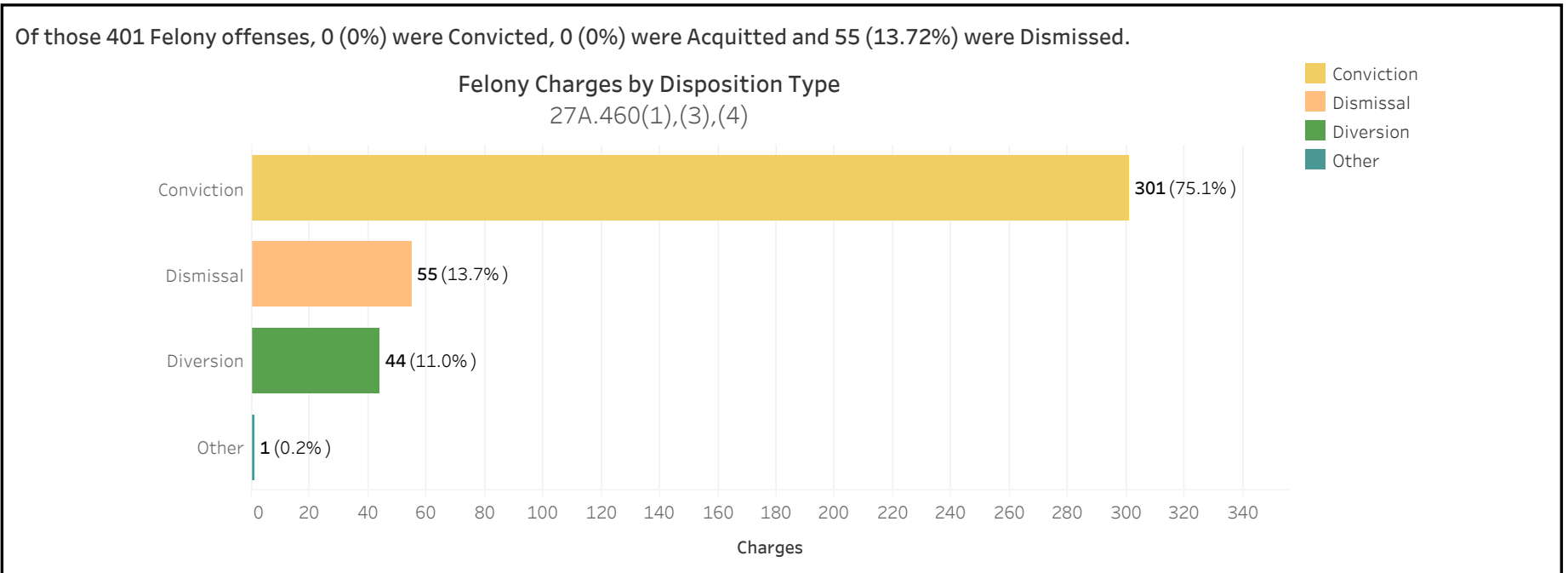


ADMINISTRATIVE OFFICE OF THE COURTS
Research and Statistics
 Annual Report FY 2022
 Circuit Court - Felony Criminal Cases

UNION COUNTY

There were 401 Felony level offenses and 8 Non-Felony level offenses disposed within 283 Circuit Criminal cases during the Fiscal Year. Non-Felony offenses include Misdemeanor, Violation, Local Ordinance or Other level offenses within those cases.

		Charges	Cases
UNION	Felony	401	275
	Felony amended to Non-Felony	8	



27A.460(1) Conviction Percentages
 27A.460(3) Percentage of Acquittals
 27A.460(4) Percentage of Dismissals

* A case may consist of one or multiple convicted charges, the distinct count on cases counts the case only once.
 * Other disposition types include: Denied, Extradition, Grand Jury, Granted, Merged, Mistrial, Grand Jury, Other, Remanded, and Sealed Records.



ADMINISTRATIVE OFFICE OF THE COURTS
Research and Statistics
 Annual Report FY 2022
 Circuit Court - Felony Criminal Cases

UNION COUNTY

Felony Charges Convicted by Highest Penalty Type

Penalty Type	Felony			MISDEMEANOR			VIOLATION			Grand Total		
	Charges	% of Chgs	Cases	Charges	% of Chgs	Cases	Charges	% of Chgs	Cases	Charges	% of Chgs	Cases
Incarcerated Prison	184	61.1%	115	2	0.6%	2				186	25.6%	116
Incarcerated Jail	65	21.6%	49	230	66.1%	122	2	2.6%	2	297	40.9%	134
Alternative: Probation	35	11.6%	32	44	12.6%	39				79	10.9%	59
Alternative Sentence	5	1.7%	5	8	2.3%	8	1	1.3%	1	14	1.9%	14
Pay Fine				10	2.9%	7	69	89.6%	46	79	10.9%	46
Pay Court Cost	1	0.3%	1	6	1.7%	6	1	1.3%	1	8	1.1%	8
Other Penalty	11	3.7%	10	48	13.8%	35	4	5.2%	3	63	8.7%	38
Grand Total	301	100.0%	205	348	100.0%	178	77	100.0%	51	726	100.0%	244

27A.460(2) Percentages of fines, imprisonment, or other penalty assessment

Original & Final Plea Type

		GUILTY	NOT GUILTY	UNKNOWN PLEA TYPE	Grand Total
Felony Charges	Original Plea		1 (0.2%)	400 (99.8%)	401 (100.0%)
	Final Plea	1 (0.2%)		400 (99.8%)	401 (100.0%)
Felony amended to Non-Felony	Original Plea			8 (100.0%)	8 (100.0%)
	Final Plea			8 (100.0%)	8 (100.0%)

27A.460(5) Percentage of pleas as charges

27A.460(6) Percentage of pleas to reduce charges

* A case may consist of one or multiple convicted charges, the distinct count on cases counts the case only once.

* Convicted charges, percent of charges and the distinct count of cases are sorted by the highest sentence penalty for each of the convicted charges (Guilty, Guilty - Multiple Counts, Prepayable Citation - Paid or Guilty - Sealed Sentence, Enhanced).



ADMINISTRATIVE OFFICE OF THE COURTS
Research and Statistics
 Annual Report FY 2022
 Circuit Court - Felony Criminal Cases

UNION COUNTY

Cases can have multiple charges which are heard either by a Court Trial, Jury Trial, No Trial or by a combination of trial types. Depending upon the seriousness of the offense and the consequences of a Guilty verdict, defendants in Criminal Cases have the constitutional right to a jury of their peers. In a Jury Trial, the Judge decides questions of law and the jury decides whether the defendant is guilty or not guilty on each of the offenses charted. The cases are categorized by how all the charges within the case were disposed. If all charges were disposed by the same trial type, it is counted in the separate category, otherwise, it is counted within the "Mixed Trial" category. If a charge had no trial type entered or it had "No Trial", then it is counted in the "No Trial" category.

Cases by Trial Type
 27A.460(7), (8), (9), (10)

	Mixed Trial Types	No Trial	Grand Total
Felony Amended Down to Non-Felony		8 100.00%	8 100.00%
Felony Charges	18 6.55%	257 93.45%	275 100.00%
Felony Convictions	15 7.32%	190 92.68%	205 100.00%

- 27A.460(7) Percentage of disposition to guilty as charged by trial
- 27A.460(8) Percentage of those found guilty of lesser charge by trial
- 27A.460(9) Percentage of cases where jury trial taken
- 27A.460(10) Percentage of trials which are bench (court) trials

Shock Probation by Disposition Type
 27A.440(3)(b)

	Denied	Granted	Grand Total
0026090 SHOCK PROBATION IN FELONY CONVICTIONS	7 12.28%	50 87.72%	57 100.00%

27A.440(3)(b) Extracted data on shock probation shall be placed in the annual report of the Administrative Office of the Courts

* A case may consist of one or multiple convicted charges, the distinct count on cases counts the case only once.
 * Other disposition types include: Denied, Extradition, Grand Jury, Granted, Merged, Mistrial, Grand Jury, Other, Remanded, and Sealed Records.



ADMINISTRATIVE OFFICE OF THE COURTS
Research and Statistics
 Annual Report FY 2022
 Circuit Court - Felony Criminal Cases

UNION COUNTY

Youthful Offenders

There were 0 Felony level offenses and 0 Non-Felony level offenses disposed within 0 Circuit Criminal cases during the fiscal year. Non-Felony offenses include Misdemeanor, Violation, Local Ordinance, or Other level offenses within those cases.

27A.460(11)

Charges	Cases
0	0

27A.460(11) The number of juvenile offenders tried as an adult

Of the 0 Felony level offenses disposed within the Youthful Offender cases, 0 (None%) Charges were convicted

Youthful Offender

Felony Charges by Disposition Type	0	Grand Total	0

Note: A youth charged prior to their 18th birthday, proceeded against as a youthful offender under KRS 635.020(7) may not be included in the above.

KRS 635.020(7) If a person who is eighteen (18) or older and before the court is charged with a felony that occurred prior to his eighteenth birthday, the court shall, upon motion of the county attorney made prior to adjudication, and after the county attorney has consulted with the Commonwealth's Attorney, that the child be proceeded against as a youthful offender, proceed in accordance with the provisions of KRS 640.010.

* A case may consist of one or multiple convicted charges, the distinct count on cases counts the case only once.

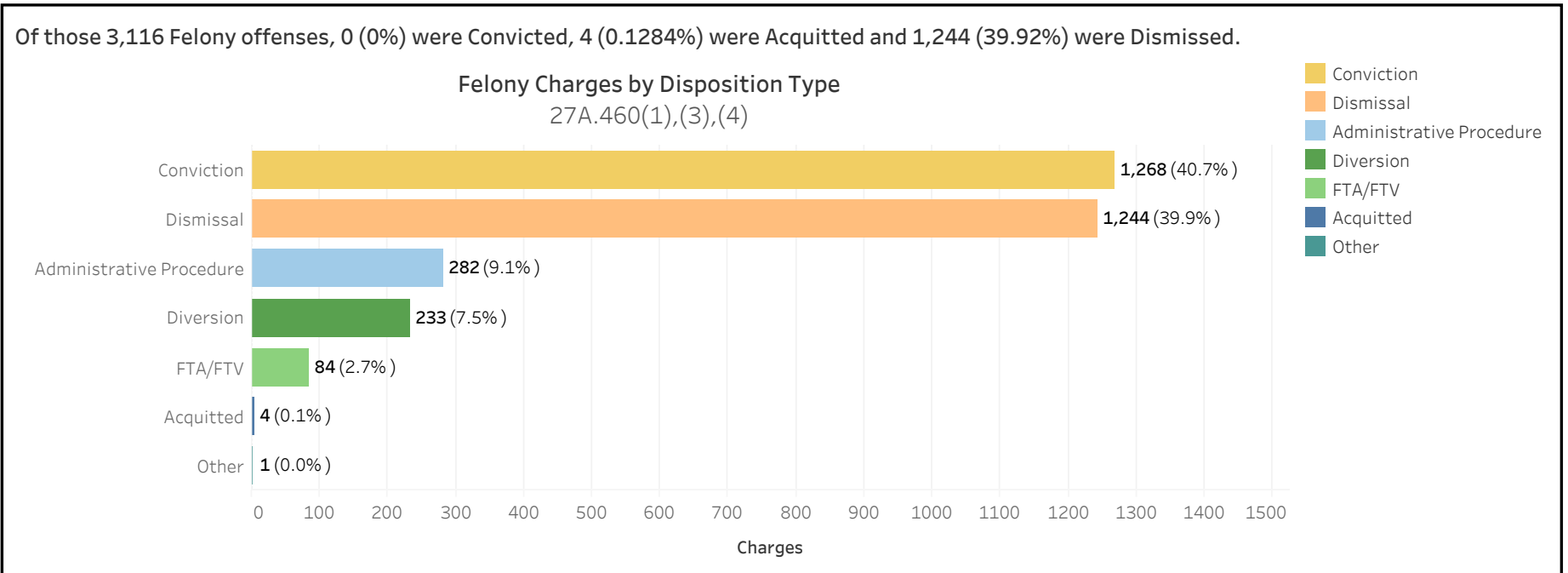


ADMINISTRATIVE OFFICE OF THE COURTS
Research and Statistics
 Annual Report FY 2022
 Circuit Court - Felony Criminal Cases

WARREN COUNTY

There were 3,116 Felony level offenses and 67 Non-Felony level offenses disposed within 1,670 Circuit Criminal cases during the Fiscal Year. Non-Felony offenses include Misdemeanor, Violation, Local Ordinance or Other level offenses within those cases.

		Charges	Cases
WARREN	Felony	3,116	1,607
	Felony amended to Non-Felony	67	



27A.460(1) Conviction Percentages
 27A.460(3) Percentage of Acquittals
 27A.460(4) Percentage of Dismissals

* A case may consist of one or multiple convicted charges, the distinct count on cases counts the case only once.
 * Other disposition types include: Denied, Extradition, Grand Jury, Granted, Merged, Mistrial, Grand Jury, Other, Remanded, and Sealed Records.



ADMINISTRATIVE OFFICE OF THE COURTS
Research and Statistics
 Annual Report FY 2022
 Circuit Court - Felony Criminal Cases

WARREN COUNTY

Felony Charges Convicted by Highest Penalty Type

Penalty Type	Felony			LOCAL ORDINANCE			MISDEMEANOR			VIOLATION			Grand Total		
	Charges	% of Ch..	Cases	Charges	% of Ch..	Cases	Charges	% of Ch..	Cases	Charges	% of Ch..	Cases	Charges	% of Ch..	Cases
Incarcerated Prison	588	46.9%	372				3	0.8%	3				591	35.8%	373
Incarcerated Jail	114	9.1%	103	1	100.0%	1	146	36.7%	121				261	15.8%	203
Alternative: Home Incarcerati..	6	0.5%	6				6	1.5%	6				12	0.7%	12
Alternative: Probation	534	42.6%	430				101	25.4%	84				635	38.4%	437
Alternative: Cond. Discharged	1	0.1%	1				82	20.6%	77				83	5.0%	78
Alternative Sentence	3	0.2%	3				12	3.0%	12				15	0.9%	14
Pay Fine							10	2.5%	10				10	0.6%	10
Pay Court Cost							3	0.8%	3				3	0.2%	3
Other Penalty	3	0.2%	3				34	8.5%	31	1	100.0%	1	38	2.3%	35
No Sentence	4	0.3%	4				1	0.3%	1				5	0.3%	5
Grand Total	1,253	100.0%	892	1	100.0%	1	398	100.0%	340	1	100.0%	1	1,653	100.0%	1,021

27A.460(2) Percentages of fines, imprisonment, or other penalty assessment

Original & Final Plea Type

		GUILTY	NOT GUILTY	UNKNOWN PLEA TYPE	Grand Total
Felony Charges	Original Plea	10 (0.3%)	1,003 (32.2%)	2,103 (67.5%)	3,116 (100.0%)
	Final Plea	987 (31.7%)	26 (0.8%)	2,103 (67.5%)	3,116 (100.0%)
Felony amended to Non-Felony	Original Plea		4 (6.0%)	63 (94.0%)	67 (100.0%)
	Final Plea	2 (3.0%)	2 (3.0%)	63 (94.0%)	67 (100.0%)

27A.460(5) Percentage of pleas as charges

27A.460(6) Percentage of pleas to reduce charges

* A case may consist of one or multiple convicted charges, the distinct count on cases counts the case only once.

* Convicted charges, percent of charges and the distinct count of cases are sorted by the highest sentence penalty for each of the convicted charges (Guilty, Guilty - Multiple Counts, Prepayable Citation - Paid or Guilty - Sealed Sentence, Enhanced).



ADMINISTRATIVE OFFICE OF THE COURTS
Research and Statistics
 Annual Report FY 2022
 Circuit Court - Felony Criminal Cases

WARREN COUNTY

Cases can have multiple charges which are heard either by a Court Trial, Jury Trial, No Trial or by a combination of trial types. Depending upon the seriousness of the offense and the consequences of a Guilty verdict, defendants in Criminal Cases have the constitutional right to a jury of their peers. In a Jury Trial, the Judge decides questions of law and the jury decides whether the defendant is guilty or not guilty on each of the offenses charted. The cases are categorized by how all the charges within the case were disposed. If all charges were disposed by the same trial type, it is counted in the separate category, otherwise, it is counted within the "Mixed Trial" category. If a charge had no trial type entered or it had "No Trial", then it is counted in the "No Trial" category.

Cases by Trial Type
 27A.460(7), (8), (9), (10)

	Jury Trial	Mixed Trial Types	No Trial	Grand Total
Felony Amended Down to Non-Felony		2 3.17%	61 96.83%	63 100.00%
Felony Charges	4 0.25%	152 9.46%	1,451 90.29%	1,607 100.00%
Felony Convictions	4 0.45%	124 13.90%	764 85.65%	892 100.00%

- 27A.460(7) Percentage of disposition to guilty as charged by trial
- 27A.460(8) Percentage of those found guilty of lesser charge by trial
- 27A.460(9) Percentage of cases where jury trial taken
- 27A.460(10) Percentage of trials which are bench (court) trials

Shock Probation by Disposition Type
 27A.440(3)(b)

	Denied	Granted	Withdrawn	Grand Total
0026090 SHOCK PROBATION IN FELONY CONVICTIONS	364 64.20%	182 32.10%	21 3.70%	567 100.00%

27A.440(3)(b) Extracted data on shock probation shall be placed in the annual report of the Administrative Office of the Courts

* A case may consist of one or multiple convicted charges, the distinct count on cases counts the case only once.
 * Other disposition types include: Denied, Extradition, Grand Jury, Granted, Merged, Mistrial, Grand Jury, Other, Remanded, and Sealed Records.



ADMINISTRATIVE OFFICE OF THE COURTS
Research and Statistics
Annual Report FY 2022
Circuit Court - Felony Criminal Cases

WARREN COUNTY

Youthful Offenders

There were 13 Felony level offenses and 0 Non-Felony level offenses disposed within 2 Circuit Criminal cases during the fiscal year. Non-Felony offenses include Misdemeanor, Violation, Local Ordinance, or Other level offenses within those cases.

27A.460(11)

	Charges	Cases
Felony	13	2
Felony amended to Non-Felony	0	0

27A.460(11) The number of juvenile offenders tried as an adult

Of the 13 Felony level offenses disposed within the Youthful Offender cases, 3 (23.08%) Charges were convicted

Youthful Offender

	Convictions	Dismissal	Grand Total
Felony Charges by Disposition Type	3	10	13

Note: A youth charged prior to their 18th birthday, proceeded against as a youthful offender under KRS 635.020(7) may not be included in the above.

KRS 635.020(7) If a person who is eighteen (18) or older and before the court is charged with a felony that occurred prior to his eighteenth birthday, the court shall, upon motion of the county attorney made prior to adjudication, and after the county attorney has consulted with the Commonwealth's Attorney, that the child be proceeded against as a youthful offender, proceed in accordance with the provisions of KRS 640.010.

* A case may consist of one or multiple convicted charges, the distinct count on cases counts the case only once.

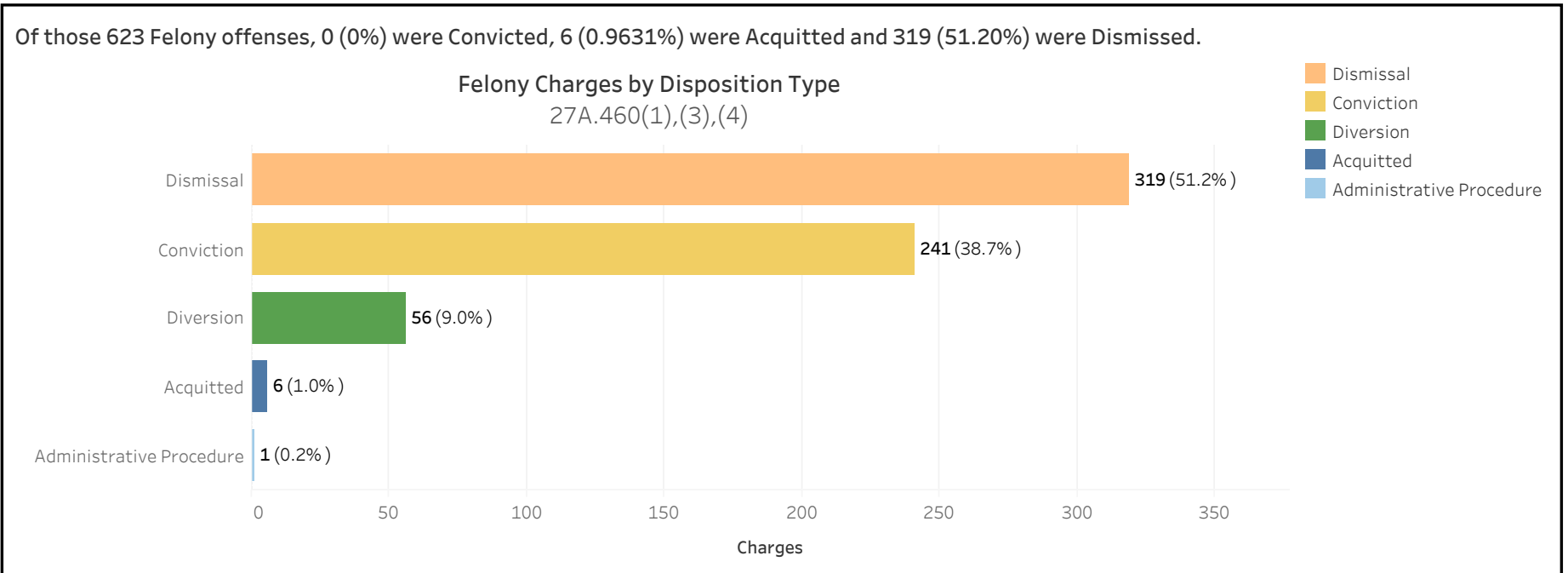


ADMINISTRATIVE OFFICE OF THE COURTS
Research and Statistics
 Annual Report FY 2022
 Circuit Court - Felony Criminal Cases

WASHINGTON COUNTY

There were 623 Felony level offenses and 55 Non-Felony level offenses disposed within 236 Circuit Criminal cases during the Fiscal Year. Non-Felony offenses include Misdemeanor, Violation, Local Ordinance or Other level offenses within those cases.

		Charges	Cases
WASHINGTON	Felony	623	200
	Felony amended to Non-Felony	55	



27A.460(1) Conviction Percentages
 27A.460(3) Percentage of Acquittals
 27A.460(4) Percentage of Dismissals

* A case may consist of one or multiple convicted charges, the distinct count on cases counts the case only once.
 * Other disposition types include: Denied, Extradition, Grand Jury, Granted, Merged, Mistrial, Grand Jury, Other, Remanded, and Sealed Records.



ADMINISTRATIVE OFFICE OF THE COURTS
Research and Statistics
 Annual Report FY 2022
 Circuit Court - Felony Criminal Cases

WASHINGTON COUNTY

Felony Charges Convicted by Highest Penalty Type

Penalty Type	Felony			MISDEMEANOR			VIOLATION			Grand Total		
	Charges	% of Chgs	Cases	Charges	% of Chgs	Cases	Charges	% of Chgs	Cases	Charges	% of Chgs	Cases
Incarcerated Prison	124	51.5%	53	1	0.4%	1				125	22.0%	53
Incarcerated Jail	32	13.3%	22	77	28.4%	33				109	19.2%	43
Alternative: Probation	26	10.8%	19	114	42.1%	53	1	1.8%	1	141	24.9%	65
Alternative: Cond. Discharged	4	1.7%	3	1	0.4%	1				5	0.9%	3
Alternative Sentence	25	10.4%	15	21	7.7%	15	5	9.1%	4	51	9.0%	25
Pay Fine				1	0.4%	1	9	16.4%	4	10	1.8%	4
Pay Court Cost							1	1.8%	1	1	0.2%	1
Other Penalty	30	12.4%	15	44	16.2%	22	16	29.1%	13	90	15.9%	34
No Sentence				12	4.4%	10	23	41.8%	18	35	6.2%	26
Grand Total	241	100.0%	116	271	100.0%	114	55	100.0%	40	567	100.0%	167

27A.460(2) Percentages of fines, imprisonment, or other penalty assessment

Original & Final Plea Type

		GUILTY	NOT GUILTY	UNKNOWN PLEA TYPE	Grand Total
Felony Charges	Original Plea	9 (1.4%)	251 (40.3%)	363 (58.3%)	623 (100.0%)
	Final Plea	247 (39.6%)	13 (2.1%)	363 (58.3%)	623 (100.0%)
Felony amended to Non-Felony	Original Plea		3 (5.5%)	52 (94.5%)	55 (100.0%)
	Final Plea		3 (5.5%)	52 (94.5%)	55 (100.0%)

27A.460(5) Percentage of pleas as charges

27A.460(6) Percentage of pleas to reduce charges

* A case may consist of one or multiple convicted charges, the distinct count on cases counts the case only once.

* Convicted charges, percent of charges and the distinct count of cases are sorted by the highest sentence penalty for each of the convicted charges (Guilty, Guilty - Multiple Counts, Prepayable Citation - Paid or Guilty - Sealed Sentence, Enhanced).



ADMINISTRATIVE OFFICE OF THE COURTS
Research and Statistics
 Annual Report FY 2022
 Circuit Court - Felony Criminal Cases

WASHINGTON COUNTY

Cases can have multiple charges which are heard either by a Court Trial, Jury Trial, No Trial or by a combination of trial types. Depending upon the seriousness of the offense and the consequences of a Guilty verdict, defendants in Criminal Cases have the constitutional right to a jury of their peers. In a Jury Trial, the Judge decides questions of law and the jury decides whether the defendant is guilty or not guilty on each of the offenses charted. The cases are categorized by how all the charges within the case were disposed. If all charges were disposed by the same trial type, it is counted in the separate category, otherwise, it is counted within the "Mixed Trial" category. If a charge had no trial type entered or it had "No Trial", then it is counted in the "No Trial" category.

Cases by Trial Type
 27A.460(7), (8), (9), (10)

	Jury Trial	Mixed Trial Types	No Trial	Grand Total
Felony Amended Down to Non-Felony		1 2.78%	35 97.22%	36 100.00%
Felony Charges	2 1.00%	19 9.50%	179 89.50%	200 100.00%
Felony Convictions	1 0.86%	13 11.21%	102 87.93%	116 100.00%

- 27A.460(7) Percentage of disposition to guilty as charged by trial
- 27A.460(8) Percentage of those found guilty of lesser charge by trial
- 27A.460(9) Percentage of cases where jury trial taken
- 27A.460(10) Percentage of trials which are bench (court) trials

Shock Probation by Disposition Type
 27A.440(3)(b)

	Denied	Granted	Grand Total
0026090 SHOCK PROBATION IN FELONY CONVICTIONS	9 81.82%	2 18.18%	11 100.00%

27A.440(3)(b) Extracted data on shock probation shall be placed in the annual report of the Administrative Office of the Courts

* A case may consist of one or multiple convicted charges, the distinct count on cases counts the case only once.
 * Other disposition types include: Denied, Extradition, Grand Jury, Granted, Merged, Mistrial, Grand Jury, Other, Remanded, and Sealed Records.



ADMINISTRATIVE OFFICE OF THE COURTS
Research and Statistics
 Annual Report FY 2022
 Circuit Court - Felony Criminal Cases

WASHINGTON COUNTY

Youthful Offenders

There were 3 Felony level offenses and 0 Non-Felony level offenses disposed within 1 Circuit Criminal cases during the fiscal year. Non-Felony offenses include Misdemeanor, Violation, Local Ordinance, or Other level offenses within those cases.

27A.460(11)

	Charges	Cases
Felony	3	1
Felony amended to Non-Felony	0	0

27A.460(11) The number of juvenile offenders tried as an adult

Of the 3 Felony level offenses disposed within the Youthful Offender cases, 3 (100.0%) Charges were convicted

Youthful Offender

	Convictions	Grand Total
Felony Charges by Disposition Type	3	3

Note: A youth charged prior to their 18th birthday, proceeded against as a youthful offender under KRS 635.020(7) may not be included in the above.

KRS 635.020(7) If a person who is eighteen (18) or older and before the court is charged with a felony that occurred prior to his eighteenth birthday, the court shall, upon motion of the county attorney made prior to adjudication, and after the county attorney has consulted with the Commonwealth's Attorney, that the child be proceeded against as a youthful offender, proceed in accordance with the provisions of KRS 640.010.

* A case may consist of one or multiple convicted charges, the distinct count on cases counts the case only once.

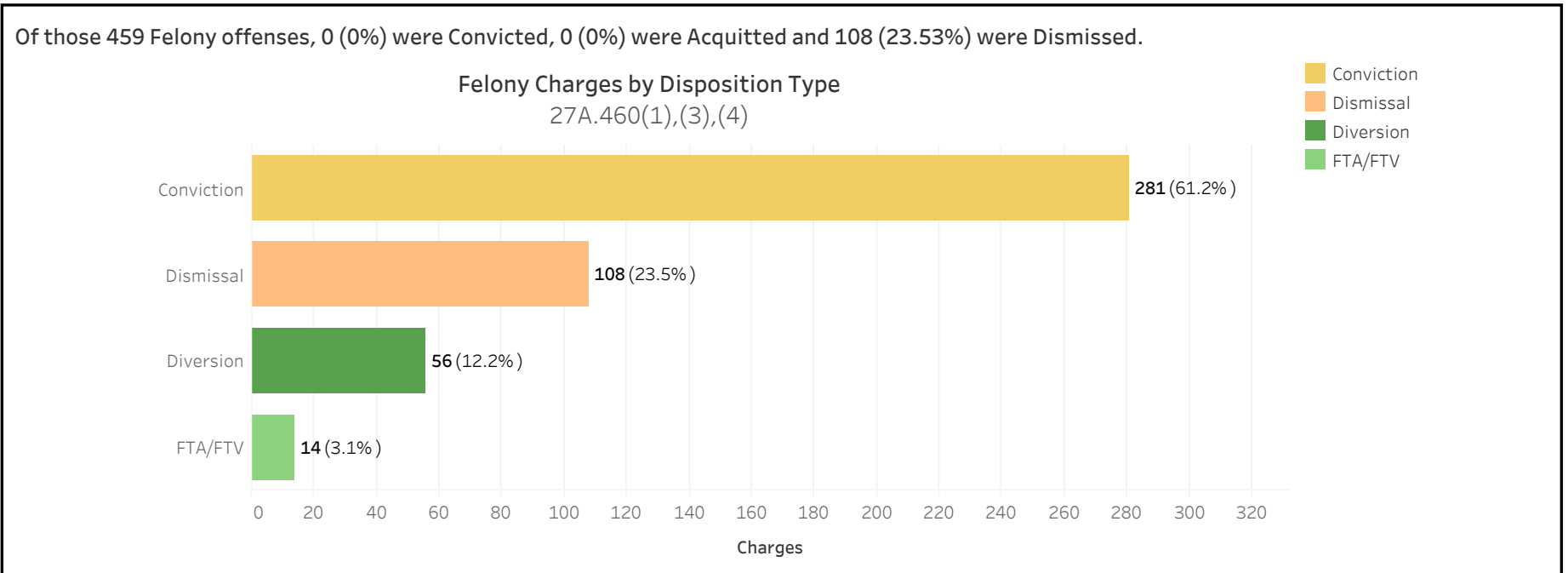


ADMINISTRATIVE OFFICE OF THE COURTS
Research and Statistics
 Annual Report FY 2022
 Circuit Court - Felony Criminal Cases

WAYNE COUNTY

There were 459 Felony level offenses and 8 Non-Felony level offenses disposed within 260 Circuit Criminal cases during the Fiscal Year. Non-Felony offenses include Misdemeanor, Violation, Local Ordinance or Other level offenses within those cases.

		Charges	Cases
WAYNE	Felony	459	252
	Felony amended to Non-Felony	8	



27A.460(1) Conviction Percentages
 27A.460(3) Percentage of Acquittals
 27A.460(4) Percentage of Dismissals

* A case may consist of one or multiple convicted charges, the distinct count on cases counts the case only once.
 * Other disposition types include: Denied, Extradition, Grand Jury, Granted, Merged, Mistrial, Grand Jury, Other, Remanded, and Sealed Records.



ADMINISTRATIVE OFFICE OF THE COURTS
Research and Statistics
 Annual Report FY 2022
 Circuit Court - Felony Criminal Cases

WAYNE COUNTY

Felony Charges Convicted by Highest Penalty Type

Penalty Type	Felony			MISDEMEANOR			VIOLATION			Grand Total		
	Charges	% of Chgs	Cases	Charges	% of Chgs	Cases	Charges	% of Chgs	Cases	Charges	% of Chgs	Cases
Incarcerated Prison	109	39.4%	42							109	24.6%	42
Incarcerated Jail	16	5.8%	14	76	46.6%	38				92	20.8%	43
Alternative: Home Incarcerati..	3	1.1%	2							3	0.7%	2
Alternative: Probation	6	2.2%	6	9	5.5%	8				15	3.4%	12
Alternative: Cond. Discharged	1	0.4%	1							1	0.2%	1
Alternative Sentence	32	11.6%	21	25	15.3%	15	1	33.3%	1	58	13.1%	24
Pay Fine	2	0.7%	2				1	33.3%	1	3	0.7%	3
Pay Court Cost	61	22.0%	61	5	3.1%	5				66	14.9%	66
Other Penalty	47	17.0%	26	47	28.8%	35				94	21.2%	53
No Sentence				1	0.6%	1	1	33.3%	1	2	0.5%	1
Grand Total	277	100.0%	155	163	100.0%	96	3	100.0%	3	443	100.0%	165

27A.460(2) Percentages of fines, imprisonment, or other penalty assessment

Original & Final Plea Type

		GUILTY	NOT GUILTY	UNKNOWN PLEA TYPE	Grand Total
Felony Charges	Original Plea	30 (6.5%)	231 (50.3%)	198 (43.1%)	459 (100.0%)
	Final Plea	254 (55.3%)	7 (1.5%)	198 (43.1%)	459 (100.0%)
Felony amended to Non-Felony	Original Plea			8 (100.0%)	8 (100.0%)
	Final Plea			8 (100.0%)	8 (100.0%)

27A.460(5) Percentage of pleas as charges

27A.460(6) Percentage of pleas to reduce charges

* A case may consist of one or multiple convicted charges, the distinct count on cases counts the case only once.

* Convicted charges, percent of charges and the distinct count of cases are sorted by the highest sentence penalty for each of the convicted charges (Guilty, Guilty - Multiple Counts, Prepayable Citation - Paid or Guilty - Sealed Sentence, Enhanced).



ADMINISTRATIVE OFFICE OF THE COURTS
Research and Statistics
 Annual Report FY 2022
 Circuit Court - Felony Criminal Cases

WAYNE COUNTY

Cases can have multiple charges which are heard either by a Court Trial, Jury Trial, No Trial or by a combination of trial types. Depending upon the seriousness of the offense and the consequences of a Guilty verdict, defendants in Criminal Cases have the constitutional right to a jury of their peers. In a Jury Trial, the Judge decides questions of law and the jury decides whether the defendant is guilty or not guilty on each of the offenses charted. The cases are categorized by how all the charges within the case were disposed. If all charges were disposed by the same trial type, it is counted in the separate category, otherwise, it is counted within the "Mixed Trial" category. If a charge had no trial type entered or it had "No Trial", then it is counted in the "No Trial" category.

Cases by Trial Type
 27A.460(7), (8), (9), (10)

	Mixed Trial Types	No Trial	Grand Total
Felony Amended Down to Non-Felony		8 100.00%	8 100.00%
Felony Charges	14 5.56%	238 94.44%	252 100.00%
Felony Convictions	14 9.03%	141 90.97%	155 100.00%

- 27A.460(7) Percentage of disposition to guilty as charged by trial
- 27A.460(8) Percentage of those found guilty of lesser charge by trial
- 27A.460(9) Percentage of cases where jury trial taken
- 27A.460(10) Percentage of trials which are bench (court) trials

Shock Probation by Disposition Type
 27A.440(3)(b)

	Denied	Granted	Grand Total
0026090 SHOCK PROBATION IN FELONY CONVICTIONS	10 90.91%	1 9.09%	11 100.00%

27A.440(3)(b) Extracted data on shock probation shall be placed in the annual report of the Administrative Office of the Courts

* A case may consist of one or multiple convicted charges, the distinct count on cases counts the case only once.
 * Other disposition types include: Denied, Extradition, Grand Jury, Granted, Merged, Mistrial, Grand Jury, Other, Remanded, and Sealed Records.



ADMINISTRATIVE OFFICE OF THE COURTS
Research and Statistics
 Annual Report FY 2022
 Circuit Court - Felony Criminal Cases

WAYNE COUNTY

Youthful Offenders

There were 0 Felony level offenses and 0 Non-Felony level offenses disposed within 0 Circuit Criminal cases during the fiscal year. Non-Felony offenses include Misdemeanor, Violation, Local Ordinance, or Other level offenses within those cases.

27A.460(11)

Charges	Cases
0	0

27A.460(11) The number of juvenile offenders tried as an adult

Of the 0 Felony level offenses disposed within the Youthful Offender cases, 0 (None%) Charges were convicted

Youthful Offender

Felony Charges by Disposition Type	0	Grand Total
	0	0

Note: A youth charged prior to their 18th birthday, proceeded against as a youthful offender under KRS 635.020(7) may not be included in the above.

KRS 635.020(7) If a person who is eighteen (18) or older and before the court is charged with a felony that occurred prior to his eighteenth birthday, the court shall, upon motion of the county attorney made prior to adjudication, and after the county attorney has consulted with the Commonwealth's Attorney, that the child be proceeded against as a youthful offender, proceed in accordance with the provisions of KRS 640.010.

* A case may consist of one or multiple convicted charges, the distinct count on cases counts the case only once.

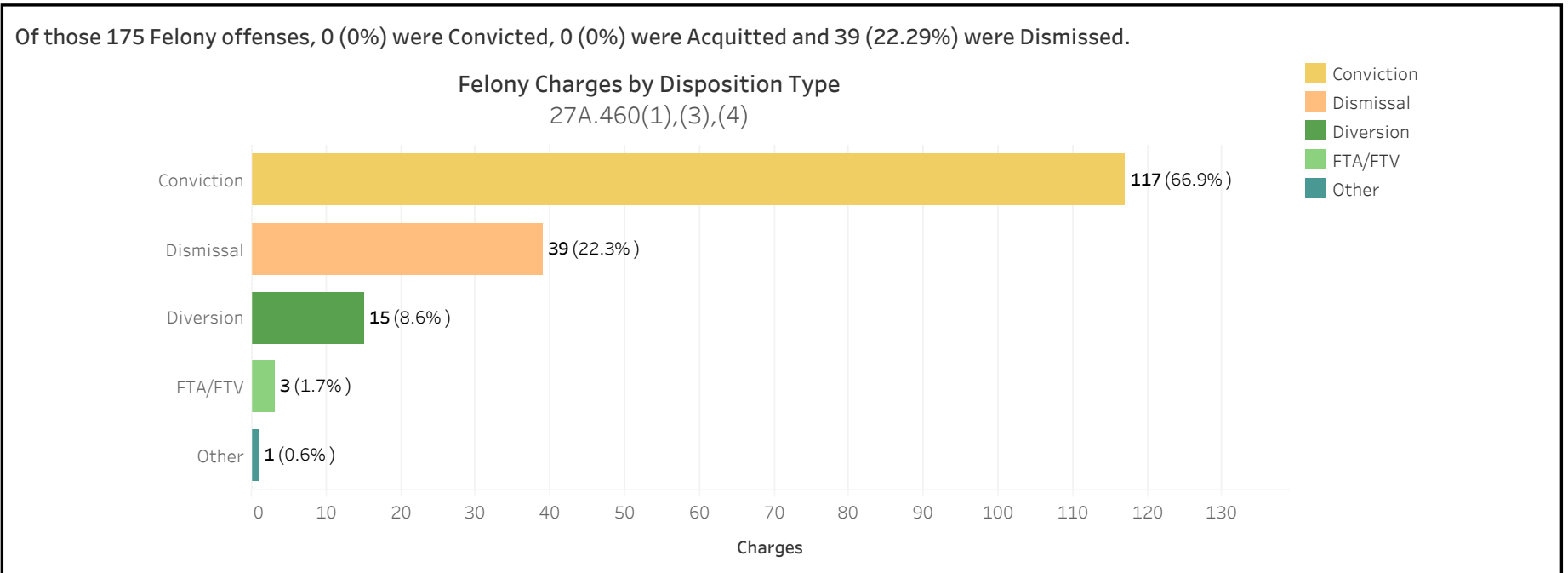


ADMINISTRATIVE OFFICE OF THE COURTS
Research and Statistics
 Annual Report FY 2022
 Circuit Court - Felony Criminal Cases

WEBSTER COUNTY

There were 175 Felony level offenses and 6 Non-Felony level offenses disposed within 126 Circuit Criminal cases during the Fiscal Year. Non-Felony offenses include Misdemeanor, Violation, Local Ordinance or Other level offenses within those cases.

		Charges	Cases
WEBSTER	Felony	175	120
	Felony amended to Non-Felony	6	



27A.460(1) Conviction Percentages
 27A.460(3) Percentage of Acquittals
 27A.460(4) Percentage of Dismissals

* A case may consist of one or multiple convicted charges, the distinct count on cases counts the case only once.
 * Other disposition types include: Denied, Extradition, Grand Jury, Granted, Merged, Mistrial, Grand Jury, Other, Remanded, and Sealed Records.



ADMINISTRATIVE OFFICE OF THE COURTS
Research and Statistics
 Annual Report FY 2022
 Circuit Court - Felony Criminal Cases

WEBSTER COUNTY

Felony Charges Convicted by Highest Penalty Type

Penalty Type	Felony			MISDEMEANOR			VIOLATION			Grand Total		
	Charges	% of Chgs	Cases	Charges	% of Chgs	Cases	Charges	% of Chgs	Cases	Charges	% of Chgs	Cases
Incarcerated Prison	67	57.8%	53	2	1.6%	2				69	25.4%	53
Incarcerated Jail	22	19.0%	19	88	70.4%	39				110	40.4%	44
Alternative: Probation	2	1.7%	2	5	4.0%	2				7	2.6%	2
Alternative: Cond. Discharged	24	20.7%	18	29	23.2%	16				53	19.5%	23
Alternative Sentence							3	9.7%	2	3	1.1%	2
Pay Fine							26	83.9%	12	26	9.6%	12
Pay Court Cost				1	0.8%	1				1	0.4%	1
Other Penalty	1	0.9%	1				2	6.5%	1	3	1.1%	2
Grand Total	116	100.0%	90	125	100.0%	57	31	100.0%	12	272	100.0%	98

27A.460(2) Percentages of fines, imprisonment, or other penalty assessment

Original & Final Plea Type

		GUILTY	NOT GUILTY	UNKNOWN PLEA TYPE	Grand Total
Felony Charges	Original Plea		2 (1.1%)	173 (98.9%)	175 (100.0%)
	Final Plea	2 (1.1%)		173 (98.9%)	175 (100.0%)
Felony amended to Non-Felony	Original Plea			6 (100.0%)	6 (100.0%)
	Final Plea			6 (100.0%)	6 (100.0%)

27A.460(5) Percentage of pleas as charges

27A.460(6) Percentage of pleas to reduce charges

* A case may consist of one or multiple convicted charges, the distinct count on cases counts the case only once.

* Convicted charges, percent of charges and the distinct count of cases are sorted by the highest sentence penalty for each of the convicted charges (Guilty, Guilty - Multiple Counts, Prepayable Citation - Paid or Guilty - Sealed Sentence, Enhanced).



ADMINISTRATIVE OFFICE OF THE COURTS
Research and Statistics
 Annual Report FY 2022
 Circuit Court - Felony Criminal Cases

WEBSTER COUNTY

Cases can have multiple charges which are heard either by a Court Trial, Jury Trial, No Trial or by a combination of trial types. Depending upon the seriousness of the offense and the consequences of a Guilty verdict, defendants in Criminal Cases have the constitutional right to a jury of their peers. In a Jury Trial, the Judge decides questions of law and the jury decides whether the defendant is guilty or not guilty on each of the offenses charted. The cases are categorized by how all the charges within the case were disposed. If all charges were disposed by the same trial type, it is counted in the separate category, otherwise, it is counted within the "Mixed Trial" category. If a charge had no trial type entered or it had "No Trial", then it is counted in the "No Trial" category.

Cases by Trial Type
 27A.460(7), (8), (9), (10)

	Mixed Trial Types	No Trial	Grand Total
Felony Amended Down to Non-Felony		6 100.00%	6 100.00%
Felony Charges	5 4.17%	115 95.83%	120 100.00%
Felony Convictions	5 5.56%	85 94.44%	90 100.00%

- 27A.460(7) Percentage of disposition to guilty as charged by trial
- 27A.460(8) Percentage of those found guilty of lesser charge by trial
- 27A.460(9) Percentage of cases where jury trial taken
- 27A.460(10) Percentage of trials which are bench (court) trials

Shock Probation by Disposition Type
 27A.440(3)(b)

	Denied	Granted	Grand Total
0026090 SHOCK PROBATION IN FELONY CONVICTIONS	9 42.86%	12 57.14%	21 100.00%

27A.440(3)(b) Extracted data on shock probation shall be placed in the annual report of the Administrative Office of the Courts

* A case may consist of one or multiple convicted charges, the distinct count on cases counts the case only once.
 * Other disposition types include: Denied, Extradition, Grand Jury, Granted, Merged, Mistrial, Grand Jury, Other, Remanded, and Sealed Records.



ADMINISTRATIVE OFFICE OF THE COURTS
Research and Statistics
Annual Report FY 2022
Circuit Court - Felony Criminal Cases

WEBSTER COUNTY

Youthful Offenders

There were 0 Felony level offenses and 0 Non-Felony level offenses disposed within 0 Circuit Criminal cases during the fiscal year. Non-Felony offenses include Misdemeanor, Violation, Local Ordinance, or Other level offenses within those cases.

27A.460(11)

	Charges	Cases
	0	0

27A.460(11) The number of juvenile offenders tried as an adult

Of the 0 Felony level offenses disposed within the Youthful Offender cases, 0 (None%) Charges were convicted

Youthful Offender

		Grand Total
Felony Charges by Disposition Type	0	0

Note: A youth charged prior to their 18th birthday, proceeded against as a youthful offender under KRS 635.020(7) may not be included in the above.

KRS 635.020(7) If a person who is eighteen (18) or older and before the court is charged with a felony that occurred prior to his eighteenth birthday, the court shall, upon motion of the county attorney made prior to adjudication, and after the county attorney has consulted with the Commonwealth's Attorney, that the child be proceeded against as a youthful offender, proceed in accordance with the provisions of KRS 640.010.

* A case may consist of one or multiple convicted charges, the distinct count on cases counts the case only once.

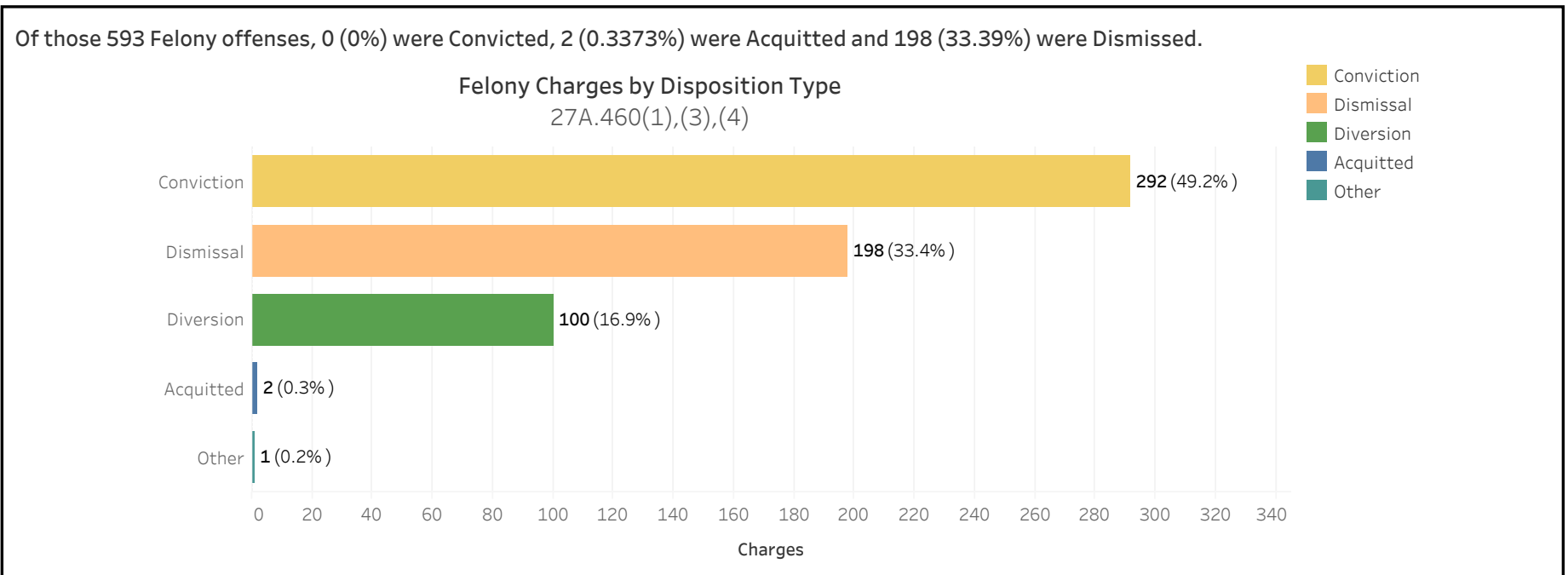


ADMINISTRATIVE OFFICE OF THE COURTS
Research and Statistics
 Annual Report FY 2022
 Circuit Court - Felony Criminal Cases

WHITLEY COUNTY

There were 593 Felony level offenses and 22 Non-Felony level offenses disposed within 388 Circuit Criminal cases during the Fiscal Year. Non-Felony offenses include Misdemeanor, Violation, Local Ordinance or Other level offenses within those cases.

		Charges	Cases
WHITLEY	Felony	593	368
	Felony amended to Non-Felony	22	



27A.460(1) Conviction Percentages
 27A.460(3) Percentage of Acquittals
 27A.460(4) Percentage of Dismissals

* A case may consist of one or multiple convicted charges, the distinct count on cases counts the case only once.
 * Other disposition types include: Denied, Extradition, Grand Jury, Granted, Merged, Mistrial, Grand Jury, Other, Remanded, and Sealed Records.



ADMINISTRATIVE OFFICE OF THE COURTS
Research and Statistics
 Annual Report FY 2022
 Circuit Court - Felony Criminal Cases

WHITLEY COUNTY

Felony Charges Convicted by Highest Penalty Type

Penalty Type	Felony			MISDEMEANOR			VIOLATION			Grand Total		
	Charges	% of Chgs	Cases	Charges	% of Chgs	Cases	Charges	% of Chgs	Cases	Charges	% of Chgs	Cases
Incarcerated Prison	145	51.2%	76	3	2.3%	3				148	35.5%	76
Incarcerated Jail	19	6.7%	17	55	41.7%	42				74	17.7%	56
Alternative: Probation	110	38.9%	79	27	20.5%	21				137	32.9%	86
Alternative: Cond. Discharged				27	20.5%	18				27	6.5%	18
Alternative Sentence	1	0.4%	1	6	4.5%	6				7	1.7%	7
Pay Fine				14	10.6%	14	2	100.0%	2	16	3.8%	16
Pay Court Cost	1	0.4%	1							1	0.2%	1
Other Penalty	4	1.4%	1							4	1.0%	1
No Sentence	3	1.1%	3							3	0.7%	3
Grand Total	283	100.0%	173	132	100.0%	96	2	100.0%	2	417	100.0%	212

27A.460(2) Percentages of fines, imprisonment, or other penalty assessment

Original & Final Plea Type

		GUILTY	NOT GUILTY	UNKNOWN PLEA TYPE	Grand Total
Felony Charges	Original Plea		16 (1.3%)	1,170 (98.7%)	1,186 (100.0%)
	Final Plea	10 (0.8%)	6 (0.5%)	1,170 (98.7%)	1,186 (100.0%)
Felony amended to Non-Felony	Original Plea		2 (4.5%)	42 (95.5%)	44 (100.0%)
	Final Plea		2 (4.5%)	42 (95.5%)	44 (100.0%)

27A.460(5) Percentage of pleas as charges

27A.460(6) Percentage of pleas to reduce charges

* A case may consist of one or multiple convicted charges, the distinct count on cases counts the case only once.

* Convicted charges, percent of charges and the distinct count of cases are sorted by the highest sentence penalty for each of the convicted charges (Guilty, Guilty - Multiple Counts, Prepayable Citation - Paid or Guilty - Sealed Sentence, Enhanced).



ADMINISTRATIVE OFFICE OF THE COURTS
Research and Statistics
 Annual Report FY 2022
 Circuit Court - Felony Criminal Cases

WHITLEY COUNTY

Cases can have multiple charges which are heard either by a Court Trial, Jury Trial, No Trial or by a combination of trial types. Depending upon the seriousness of the offense and the consequences of a Guilty verdict, defendants in Criminal Cases have the constitutional right to a jury of their peers. In a Jury Trial, the Judge decides questions of law and the jury decides whether the defendant is guilty or not guilty on each of the offenses charted. The cases are categorized by how all the charges within the case were disposed. If all charges were disposed by the same trial type, it is counted in the separate category, otherwise, it is counted within the "Mixed Trial" category. If a charge had no trial type entered or it had "No Trial", then it is counted in the "No Trial" category.

Cases by Trial Type
 27A.460(7), (8), (9), (10)

	Mixed Trial Types	No Trial	Grand Total
Felony Amended Down to Non-Felony	4 10.00%	36 90.00%	40 100.00%
Felony Charges	12 1.63%	724 98.37%	736 100.00%
Felony Convictions	4 1.16%	342 98.84%	346 100.00%

- 27A.460(7) Percentage of disposition to guilty as charged by trial
- 27A.460(8) Percentage of those found guilty of lesser charge by trial
- 27A.460(9) Percentage of cases where jury trial taken
- 27A.460(10) Percentage of trials which are bench (court) trials

Shock Probation by Disposition Type
 27A.440(3)(b)

	Denied	Granted	Grand Total
0026090 SHOCK PROBATION IN FELONY CONVICTIONS	30 93.75%	2 6.25%	32 100.00%

27A.440(3)(b) Extracted data on shock probation shall be placed in the annual report of the Administrative Office of the Courts

* A case may consist of one or multiple convicted charges, the distinct count on cases counts the case only once.
 * Other disposition types include: Denied, Extradition, Grand Jury, Granted, Merged, Mistrial, Grand Jury, Other, Remanded, and Sealed Records.



ADMINISTRATIVE OFFICE OF THE COURTS
Research and Statistics
Annual Report FY 2022
Circuit Court - Felony Criminal Cases

WHITLEY COUNTY

Youthful Offenders

There were 0 Felony level offenses and 0 Non-Felony level offenses disposed within 0 Circuit Criminal cases during the fiscal year. Non-Felony offenses include Misdemeanor, Violation, Local Ordinance, or Other level offenses within those cases.

27A.460(11)

	Charges	Cases
	0	0

27A.460(11) The number of juvenile offenders tried as an adult

Of the 0 Felony level offenses disposed within the Youthful Offender cases, 0 (None%) Charges were convicted

Youthful Offender

		Grand Total
Felony Charges by Disposition Type	0	0

Note: A youth charged prior to their 18th birthday, proceeded against as a youthful offender under KRS 635.020(7) may not be included in the above.

KRS 635.020(7) If a person who is eighteen (18) or older and before the court is charged with a felony that occurred prior to his eighteenth birthday, the court shall, upon motion of the county attorney made prior to adjudication, and after the county attorney has consulted with the Commonwealth's Attorney, that the child be proceeded against as a youthful offender, proceed in accordance with the provisions of KRS 640.010.

* A case may consist of one or multiple convicted charges, the distinct count on cases counts the case only once.



ADMINISTRATIVE OFFICE OF THE COURTS
Research and Statistics
 Annual Report FY 2022
 Circuit Court - Felony Criminal Cases

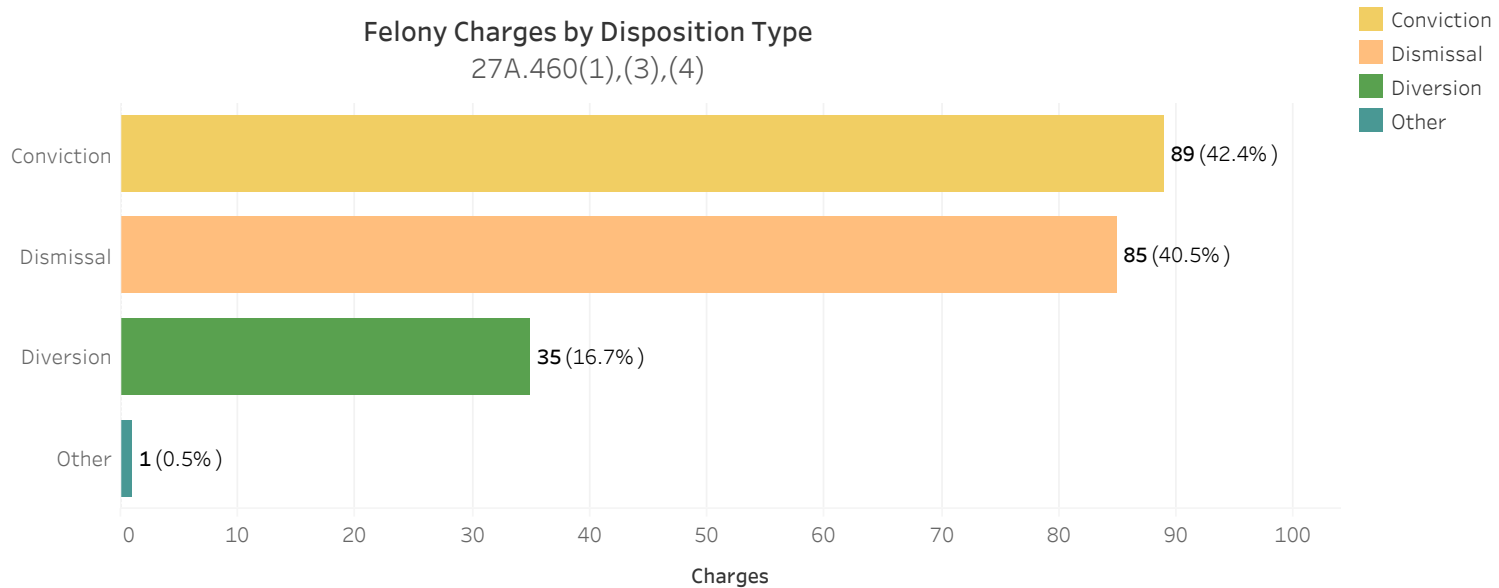
WOLFE COUNTY

There were 210 Felony level offenses and 0 Non-Felony level offenses disposed within 120 Circuit Criminal cases during the Fiscal Year. Non-Felony offenses include Misdemeanor, Violation, Local Ordinance or Other level offenses within those cases.

		Charges	Cases
WOLFE	Felony	210	120
	Felony amended to Non-Felony	0	

Of those 210 Felony offenses, 0 (0%) were Convicted, 0 (0%) were Acquitted and 85 (40.48%) were Dismissed.

Felony Charges by Disposition Type
 27A.460(1),(3),(4)



27A.460(1) Conviction Percentages
 27A.460(3) Percentage of Acquittals
 27A.460(4) Percentage of Dismissals

* A case may consist of one or multiple convicted charges, the distinct count on cases counts the case only once.
 * Other disposition types include: Denied, Extradition, Grand Jury, Granted, Merged, Mistrial, Grand Jury, Other, Remanded, and Sealed Records.



ADMINISTRATIVE OFFICE OF THE COURTS
Research and Statistics
 Annual Report FY 2022
 Circuit Court - Felony Criminal Cases

WOLFE COUNTY

Felony Charges Convicted by Highest Penalty Type

Penalty Type	Felony			MISDEMEANOR			VIOLATION			Grand Total		
	Charges	% of Chgs	Cases	Charges	% of Chgs	Cases	Charges	% of Chgs	Cases	Charges	% of Chgs	Cases
Incarcerated Prison	29	32.6%	20	1	3.1%	1				30	24.2%	20
Incarcerated Jail	9	10.1%	7	28	87.5%	21	1	33.3%	1	38	30.6%	29
Alternative: Probation	51	57.3%	36	2	6.3%	1				53	42.7%	36
Pay Fine				1	3.1%	1	2	66.7%	2	3	2.4%	2
Grand Total	89	100.0%	59	32	100.0%	23	3	100.0%	3	124	100.0%	68

27A.460(2) Percentages of fines, imprisonment, or other penalty assessment

Original & Final Plea Type

Felony Charges		UNKNOWN PLEA TYPE		Grand Total
		Original Plea	Final Plea	
	Original Plea		210 (100.0%)	210 (100.0%)
	Final Plea		210 (100.0%)	210 (100.0%)

27A.460(5) Percentage of pleas as charges

27A.460(6) Percentage of pleas to reduce charges

* A case may consist of one or multiple convicted charges, the distinct count on cases counts the case only once.

* Convicted charges, percent of charges and the distinct count of cases are sorted by the highest sentence penalty for each of the convicted charges (Guilty, Guilty - Multiple Counts, Prepayable Citation - Paid or Guilty - Sealed Sentence, Enhanced).



ADMINISTRATIVE OFFICE OF THE COURTS
Research and Statistics
 Annual Report FY 2022
 Circuit Court - Felony Criminal Cases

WOLFE COUNTY

Cases can have multiple charges which are heard either by a Court Trial, Jury Trial, No Trial or by a combination of trial types. Depending upon the seriousness of the offense and the consequences of a Guilty verdict, defendants in Criminal Cases have the constitutional right to a jury of their peers. In a Jury Trial, the Judge decides questions of law and the jury decides whether the defendant is guilty or not guilty on each of the offenses charted. The cases are categorized by how all the charges within the case were disposed. If all charges were disposed by the same trial type, it is counted in the separate category, otherwise, it is counted within the "Mixed Trial" category. If a charge had no trial type entered or it had "No Trial", then it is counted in the "No Trial" category.

Cases by Trial Type
 27A.460(7), (8), (9), (10)

	Mixed Trial Types	No Trial	Grand Total
Felony Charges	2 1.67%	118 98.33%	120 100.00%
Felony Convictions		59 100.00%	59 100.00%

- 27A.460(7) Percentage of disposition to guilty as charged by trial
- 27A.460(8) Percentage of those found guilty of lesser charge by trial
- 27A.460(9) Percentage of cases where jury trial taken
- 27A.460(10) Percentage of trials which are bench (court) trials

Shock Probation by Disposition Type
 27A.440(3)(b)

	Granted	Grand Total
0026090 SHOCK PROBATION IN FELONY CONVICTIONS	1 100.00%	1 100.00%

27A.440(3)(b) Extracted data on shock probation shall be placed in the annual report of the Administrative Office of the Courts

* A case may consist of one or multiple convicted charges, the distinct count on cases counts the case only once.
 * Other disposition types include: Denied, Extradition, Grand Jury, Granted, Merged, Mistrial, Grand Jury, Other, Remanded, and Sealed Records.



ADMINISTRATIVE OFFICE OF THE COURTS
Research and Statistics
Annual Report FY 2022
Circuit Court - Felony Criminal Cases

WOLFE COUNTY

Youthful Offenders

There were 1 Felony level offenses and 0 Non-Felony level offenses disposed within 1 Circuit Criminal cases during the fiscal year. Non-Felony offenses include Misdemeanor, Violation, Local Ordinance, or Other level offenses within those cases.

27A.460(11)

	Charges	Cases
Felony	1	1
Felony amended to Non-Felony	0	0

27A.460(11) The number of juvenile offenders tried as an adult

Of the 1 Felony level offenses disposed within the Youthful Offender cases, 0 (0%) Charges were convicted

Youthful Offender

	Dismissal	Grand Total
Felony Charges by Disposition Type	1	1

Note: A youth charged prior to their 18th birthday, proceeded against as a youthful offender under KRS 635.020(7) may not be included in the above.

KRS 635.020(7) If a person who is eighteen (18) or older and before the court is charged with a felony that occurred prior to his eighteenth birthday, the court shall, upon motion of the county attorney made prior to adjudication, and after the county attorney has consulted with the Commonwealth's Attorney, that the child be proceeded against as a youthful offender, proceed in accordance with the provisions of KRS 640.010.

* A case may consist of one or multiple convicted charges, the distinct count on cases counts the case only once.

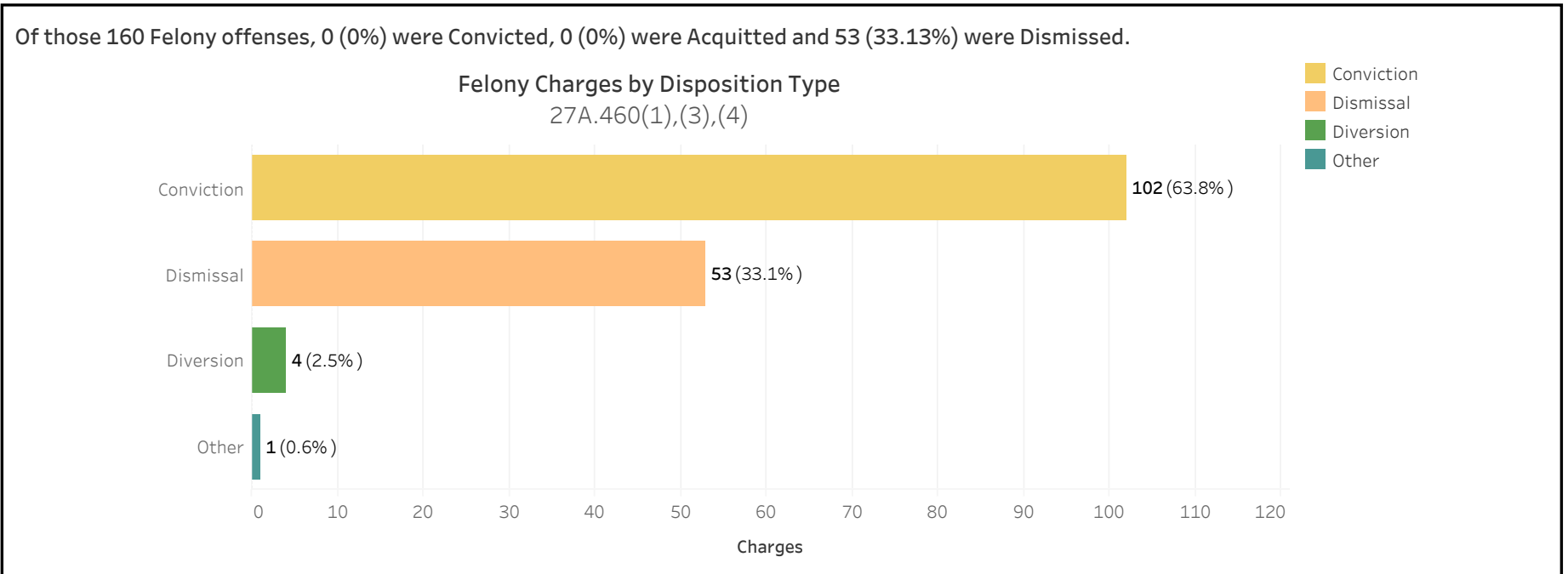


ADMINISTRATIVE OFFICE OF THE COURTS
Research and Statistics
 Annual Report FY 2022
 Circuit Court - Felony Criminal Cases

WOODFORD COUNTY

There were 160 Felony level offenses and 15 Non-Felony level offenses disposed within 87 Circuit Criminal cases during the Fiscal Year. Non-Felony offenses include Misdemeanor, Violation, Local Ordinance or Other level offenses within those cases.

	Charges	Cases
WOODFORD Felony	160	73
Felony amended to Non-Felony	15	



27A.460(1) Conviction Percentages
 27A.460(3) Percentage of Acquittals
 27A.460(4) Percentage of Dismissals

* A case may consist of one or multiple convicted charges, the distinct count on cases counts the case only once.
 * Other disposition types include: Denied, Extradition, Grand Jury, Granted, Merged, Mistrial, Grand Jury, Other, Remanded, and Sealed Records.



ADMINISTRATIVE OFFICE OF THE COURTS
Research and Statistics
 Annual Report FY 2022
 Circuit Court - Felony Criminal Cases

WOODFORD COUNTY

Felony Charges Convicted by Highest Penalty Type

Penalty Type	Felony			MISDEMEANOR			Grand Total		
	Charges	% of Chgs	Cases	Charges	% of Chgs	Cases	Charges	% of Chgs	Cases
Incarcerated Prison	29	29.6%	10				29	16.5%	10
Incarcerated Jail	7	7.1%	7	19	24.4%	15	26	14.8%	17
Alternative: Probation	3	3.1%	2	5	6.4%	3	8	4.5%	4
Alternative: Cond. Discharged				1	1.3%	1	1	0.6%	1
Pay Fine	1	1.0%	1	4	5.1%	4	5	2.8%	5
Pay Court Cost	25	25.5%	25	15	19.2%	15	40	22.7%	40
Other Penalty	33	33.7%	26	32	41.0%	20	65	36.9%	34
No Sentence				2	2.6%	2	2	1.1%	2
Grand Total	98	100.0%	56	78	100.0%	48	176	100.0%	73

27A.460(2) Percentages of fines, imprisonment, or other penalty assessment

Original & Final Plea Type

		GUILTY	NOT GUILTY	UNKNOWN PLEA TYPE	Grand Total
Felony Charges	Original Plea		112 (70.0%)	48 (30.0%)	160 (100.0%)
	Final Plea	100 (62.5%)	12 (7.5%)	48 (30.0%)	160 (100.0%)
Felony amended to Non-Felony	Original Plea		1 (6.7%)	14 (93.3%)	15 (100.0%)
	Final Plea	1 (6.7%)		14 (93.3%)	15 (100.0%)

27A.460(5) Percentage of pleas as charges

27A.460(6) Percentage of pleas to reduce charges

* A case may consist of one or multiple convicted charges, the distinct count on cases counts the case only once.

* Convicted charges, percent of charges and the distinct count of cases are sorted by the highest sentence penalty for each of the convicted charges (Guilty, Guilty - Multiple Counts, Prepayable Citation - Paid or Guilty - Sealed Sentence, Enhanced).



ADMINISTRATIVE OFFICE OF THE COURTS
Research and Statistics
 Annual Report FY 2022
 Circuit Court - Felony Criminal Cases

WOODFORD COUNTY

Cases can have multiple charges which are heard either by a Court Trial, Jury Trial, No Trial or by a combination of trial types. Depending upon the seriousness of the offense and the consequences of a Guilty verdict, defendants in Criminal Cases have the constitutional right to a jury of their peers. In a Jury Trial, the Judge decides questions of law and the jury decides whether the defendant is guilty or not guilty on each of the offenses charted. The cases are categorized by how all the charges within the case were disposed. If all charges were disposed by the same trial type, it is counted in the separate category, otherwise, it is counted within the "Mixed Trial" category. If a charge had no trial type entered or it had "No Trial", then it is counted in the "No Trial" category.

Cases by Trial Type
 27A.460(7), (8), (9), (10)

	Mixed Trial Types	No Trial	Grand Total
Felony Amended Down to Non-Felony		14 100.00%	14 100.00%
Felony Charges	8 10.96%	65 89.04%	73 100.00%
Felony Convictions	7 12.50%	49 87.50%	56 100.00%

- 27A.460(7) Percentage of disposition to guilty as charged by trial
- 27A.460(8) Percentage of those found guilty of lesser charge by trial
- 27A.460(9) Percentage of cases where jury trial taken
- 27A.460(10) Percentage of trials which are bench (court) trials

Shock Probation by Disposition Type
 27A.440(3)(b)

	Others	Grand Total
0026090 SHOCK PROBATION IN FELONY CONVICTIONS	1 100.00%	1 100.00%

27A.440(3)(b) Extracted data on shock probation shall be placed in the annual report of the Administrative Office of the Courts

* A case may consist of one or multiple convicted charges, the distinct count on cases counts the case only once.
 * Other disposition types include: Denied, Extradition, Grand Jury, Granted, Merged, Mistrial, Grand Jury, Other, Remanded, and Sealed Records.



ADMINISTRATIVE OFFICE OF THE COURTS
Research and Statistics
Annual Report FY 2022
Circuit Court - Felony Criminal Cases

WOODFORD COUNTY

Youthful Offenders

There were 3 Felony level offenses and 0 Non-Felony level offenses disposed within 1 Circuit Criminal cases during the fiscal year. Non-Felony offenses include Misdemeanor, Violation, Local Ordinance, or Other level offenses within those cases.

27A.460(11)

	Charges	Cases
Felony	3	1
Felony amended to Non-Felony	0	0

27A.460(11) The number of juvenile offenders tried as an adult

Of the 3 Felony level offenses disposed within the Youthful Offender cases, 3 (100.0%) Charges were convicted

Youthful Offender

	Convictions	Grand Total
Felony Charges by Disposition Type	3	3

Note: A youth charged prior to their 18th birthday, proceeded against as a youthful offender under KRS 635.020(7) may not be included in the above.

KRS 635.020(7) If a person who is eighteen (18) or older and before the court is charged with a felony that occurred prior to his eighteenth birthday, the court shall, upon motion of the county attorney made prior to adjudication, and after the county attorney has consulted with the Commonwealth's Attorney, that the child be proceeded against as a youthful offender, proceed in accordance with the provisions of KRS 640.010.

* A case may consist of one or multiple convicted charges, the distinct count on cases counts the case only once.