




ANNUAL  
REPORT



— 2023 —  
*Kentucky Court of Justice*

The central graphic is a circular emblem framed by a laurel wreath. Inside the wreath, the words "ANNUAL" and "REPORT" are stacked in a serif font, separated by a thin horizontal line. Below this, the seal of the Commonwealth of Kentucky Court of Justice is centered. The seal depicts a figure holding scales of justice, with the text "COMMONWEALTH OF KENTUCKY" at the top and "COURT OF JUSTICE" at the bottom, and the motto "lex et justitia" in the center. Below the seal, the year "— 2023 —" is written in a large, light-colored serif font, and the words "Kentucky Court of Justice" are written in a smaller, italicized serif font at the bottom.

# CONTENTS

---

Introduction

Report: Statewide Totals of Monies Collected by Offices of Circuit Court Clerk

Annual Report Documentation

Report: Statewide Statistics

Report: Statistics by County



## **Kentucky Court of Justice Annual Report FY 2023**

Thank you for your interest in the [Kentucky Court of Justice](#) and its annual report for Fiscal Year 2023 (July 1, 2022-June 30, 2023).

The Administrative Office of the Courts is required by state law – KRS 27A.460, KRS 27A.470 and KRS 27A.440 – to issue an annual report. The report is to include statistics for all 120 counties on the outcome of felony arrests in these categories:

- Conviction percentages
- Percentages of fines, imprisonment or other penalty assessment
- Percentage of acquittals
- Percentage of dismissals
- Percentage of pleas as charges
- Percentage of pleas to reduce charges
- Percentage of disposition to guilty as charged by trial
- Percentage of those found guilty of lesser charge by trial
- Percentage of jury trials
- Percentage of bench trials
- The number of juvenile offenders tried as adults
- Shock probation by disposition type

For more information about the data provided in this report, please see the section titled Annual Report Documentation.

The statistics are derived from the AOC's CourtNet database and were accurate as of the date they were compiled for the report. Due to ongoing cases, the statistics will change. CourtNet is constantly updated with new information. To request current data for Fiscal Year 2023, please contact the Division of Research & Statistics at 800-928-2350.

In addition to the required data, this report contains information regarding the payment of fines, court costs, restitution and other court-ordered monetary penalties, as well as background information on the Kentucky court system.

### **About the Kentucky Court of Justice**

You can find comprehensive information about the state court system on the [Kentucky Court of Justice website](#) and a description of the trial and appellate courts below.

There are four levels of Kentucky state courts. The two trial courts, Circuit Court and District Court, first hear the facts and issue judgments on those facts. Judicial circuits and districts vary in size and number of judges based on population and caseload.

The two appellate courts, the Supreme Court and Court of Appeals, may be asked to review the judgment of a lower court to see if a mistake was made. An appeals court generally cannot hear any new evidence and must rule on what was presented to the trial court. Citizens have the right to one appeal per lawsuit. Beyond this one appeal as a “matter of right,” further appeals are discretionary and the appellate court may refuse to review such cases.

**District Court** has limited jurisdiction and handles city and county ordinances, traffic offenses, non-contested probate matters, felony preliminary hearings and civil cases involving \$5,000 or less. Juvenile Court is a division of District Court and hears cases involving children under age 18 regarding guardianship, conservatorship, voluntary or involuntary commitment, child abuse and neglect, and domestic violence. Small Claims Court is also a division of District Court and is an informal, inexpensive means for people to file claims in disputes that involve \$2,500 or less. Appeals from District Court decisions are made to the local Circuit Court. District judges serve four-year terms.

**Circuit Court** is the court of general jurisdiction and can hear all types of cases unless the General Assembly has given exclusive jurisdiction of particular kinds of cases to another court to handle, such as District Court. Circuit Court hears civil matters involving more than \$5,000, capital offenses and felonies, divorces, adoptions, termination of parental rights, real property title disputes and contested probate matters. Circuit Court has the power to issue injunctions and writs of mandamus and prohibition to compel or prohibit acts, and to hear appeals from District Court and administrative agencies. Appeals from the Circuit Court are made to the Court of Appeals. Circuit judges serve eight-year terms.

**Family Court** is a division of Circuit Court. In counties that have a Family Court, the court has primary jurisdiction in cases involving families and children. Family Court hears cases involving dissolution of marriage; spousal support and equitable distribution; child support and visitation; paternity; adoption; domestic violence; dependency, neglect and abuse; termination of parental rights; and runaways and truancy. Appeals from Family Court are made to the Court of Appeals. Family Court judges serve eight-year terms.

**The Kentucky Court of Appeals** is the lower appellate court. With a few exceptions, most cases appealed from Circuit Court go to the Court of Appeals. The Court of Appeals also handles appeals of a Circuit Court decision on a District Court judgment. The case is not retried at the appeals level. Instead, the original trial record is reviewed, with attorneys presenting the legal issues to the Court of Appeals for a decision.

Fourteen judges, two elected from each of the seven appellate districts, serve for eight-year terms. Court of Appeals judges are divided into panels of three to review and decide cases, with the majority deciding the outcome. The panels do not sit permanently in one location but move around the state to hear appeals. The Court of Appeals occasionally publishes its rulings on cases, which means that those rulings become the governing case law for all future similar cases in Kentucky.

**The Supreme Court of Kentucky** is the state court of last resort and the final interpreter of Kentucky law. The Supreme Court may order a ruling or opinion to be published, which means the ruling becomes the case law governing all similar future cases in

Kentucky. Appeals involving the death penalty, life imprisonment or imprisonment for 20 years or more go directly from Circuit Court to the Supreme Court.

All other appeals must first be heard by the Court of Appeals, except those so exceptional that the Supreme Court will grant a request to bypass the Court of Appeals. Appeals from the Court of Appeals, except workers' compensation appeals, reach the Supreme Court only with the court's permission. The justices convene in Frankfort in most months to hear oral arguments.

Seven justices sit on the Supreme Court and all seven justices rule on appeals before the court. The justices are elected from seven Supreme Court districts and serve eight-year terms. A chief justice, chosen for a four-year term by his or her fellow justices, is the administrative head of the state court system and is responsible for its operation. In addition, the Supreme Court establishes rules of practice and procedure for all Kentucky judges and attorneys.

### **Clerks of Court**

**Appellate Court Clerks.** The Supreme Court and Court of Appeals have clerks of court who are appointed to their positions and are responsible for the custody, control and storage of all appellate records.

**Trial Court Clerks.** At the trial court level, circuit court clerks are elected officials of the court and are responsible for the custody, control and safe storage of Circuit Court and District Court records. Circuit court clerks also receive lawsuits and court documents, are present during trials, schedule juries, receive fines and handle bond money. One circuit court clerk is elected in each of Kentucky's 120 counties. Circuit court clerks serve for a term of six years.

### **Administrative Office of the Courts**

The AOC at 1001 Vandalay Drive in Frankfort, Ky., is the administrative arm of the state court system and supports the activities of nearly 3,300 court system employees and 413 elected justices, judges and circuit court clerks. The AOC is the fiscal agent for the court system and executes the Judicial Branch budget.

We hope that you find this report informative.

## **Table of Contents**

### **Report: Statewide Totals of Monies Collected by Offices of Circuit Court Clerk - 1**

#### **Annual Report Documentation - 1**

#### **Report: Statewide Statistics**

Conviction percentages – 1

Percentage of acquittals – 1

Percentage of dismissals – 1

Percentages of fines, imprisonment or other penalty assessment – 2

Percentage of pleas as charges – 2

Percentage of pleas to reduce charges – 2

Percentage of disposition to guilty as charged by trial – 3

Percentage of those found guilty of lesser charge by trial – 3

Percentage of jury trials – 3

Percentage of bench trials – 3

Shock probation by disposition type – 3

The number of juvenile offenders tried as adults – 4

#### **Report: Statistics by County - 1-480**

# REPORT

---

*Statewide Totals of Monies Collected by Offices of Circuit Court Clerk*

**ADMINISTRATIVE OFFICE OF THE COURTS  
MONIES COLLECTED BY CIRCUIT CLERKS OFFICE  
STATEWIDE TOTALS**

**FISCAL YEAR: 07/01/2022 TO 06/30/2023**

<b><u>FEEOCODE DESCRIPTION</u></b>	<b><u>CASH RECEIPTS</u></b>
Drivers Licn	\$182.75
Charges for Services	\$4,160,280.03
Expungement Fees	\$228,939.50
Felony Expungement Fee	\$105,325.00
Restitution Fees	\$576,355.30
Bond Filing Fee	\$2,351,003.57
Bond 10% Fee	\$354,654.08
Bond Forfeitures	\$1,115,065.03
Fish & Game Fines	\$160,934.00
Highway Work Zone Safety Fines	\$26,844.00
Alcohol Intoxication Fines	\$79,098.00
Energy Recovery Road Fines	\$1,210.00
Criminal/Traffic Costs	\$26,475,183.54
Crm Cost/APPprogram	\$2,757.75
Crm/KSPIC Cost	\$519,089.29
Criminal/Traffic Fines	\$15,108,336.21
Handicap Fees	\$16,966.00
State Jail Fund	\$0.00
Crime Victims Fund	\$0.00
D.U.I Service Fees	\$1,145,275.03
DUI Fee GF	\$570,438.59
DUI Fee IIF	\$551,994.27
DUI Fee	\$3,217,249.00
S.C.H.I.R. Fees	\$0.00
T.B.I. Fees	\$0.00
Brady Bill Fees	\$0.00
Court Facilities Fees	\$4,073,816.99
Court Security Fees	\$0.00
Civil Filing Fees	\$16,186,787.75
Access to Justice Fees	\$2,558,604.52
P.A. Partial Fees	\$1,227,014.53
Public Advocate Admin Fees	\$0.00
Interest Income	\$859,827.33
Over/(Short)	\$680.85
Total State Money	\$81,673,912.91
Jury Fund	\$1,813,086.50
Witness Fund	\$79,471.77
Bail Bond	\$76,701,130.98
Alimony & Support	\$0.00
Rest & Gar	\$11,796,734.81
Condemnation	\$9,627,581.89
County Jail	\$0.00
Collect for Others	\$39,718,626.70



Library Fees	\$507,041.86
Sheriff SS	\$0.00
Total Savings Bal	\$221,917,587.42
Spec Escrow	\$4,421,256.62
Total All Funds	\$226,338,844.04

# ANNUAL REPORT DOCUMENTATION

---

*FY 2023*

The Administrative Office of the Courts shall issue an annual report beginning calendar year 1987 with sufficient detail as to be able to identify, on a county-by-county basis as well as statewide totals, for felony arrest.



The Department of Information and Technology Services  
Research and Statistics  
1001 Vandalay Drive  
Frankfort, KY 40601  
(502) 573-2350

---

## AOC ANNUAL REPORT

### CHARGES DISPOSED FY 2023 IN CIRCUIT CRIMINAL CASES STATEWIDE

---

July 13, 2023

By

Tammy Manley (*Data Analysis Specialist*)  
Christopher Garrison (*Data Analysis Specialist*)  
Lyn Guarnieri (*Research and Statistics Team Lead*)  
Daniel Sturtevant (*Data Officer*)

#### Statistics Overall Description

KRS 27A.460 requires the Administrative Office of the Courts to issue an annual report with information statewide and for each county on the outcome of felony arrests.<sup>1</sup> This report should include totals and percentages for convictions, acquittals and dismissals; percentages of fines, imprisonment, or other penalty assessment; percentages of any pleas as charges or to reduce charges; percentage of disposition to guilty as charged by trial, of those found guilty of lesser charge by trial, and the percentage of jury trials and bench trials and the number of juvenile offenders tried as an adult.<sup>2</sup> KRS 27A.440 requires information on shock probation to be included in the annual report.<sup>3</sup>

CourtNet, which provides a summary of cases statewide, was queried for charges disposed 7/1/2022 through 6/30/2023 in Circuit Court Criminal (CR) cases. This query included charges disposed by charge disposition type code, charges convicted by highest penalty type including plea information, cases by trial type, shock probation by disposition type, and charges disposed in youthful offender cases.

#### Felony Charges Convicted by the Highest Penalty Type

- Percentages of fines, imprisonment, or other penalty assessment *KRS 27A.460(2)*

#### Felony Charges by Disposition Type

- Conviction percentages *KRS 27A.460(1)*
- Percentage of acquittals *KRS 27A.460(3)*
- Percentage of dismissals *KRS 27A.460(4)*

#### Cases by Trial Type

---

<sup>1</sup> See KRS 27A.460 at <https://apps.legislature.ky.gov/law/statutes/statute.aspx?id=20967> Retrieved August 31, 2022.

<sup>2</sup> See KRS 635.020 <https://apps.legislature.ky.gov/law/statutes/statute.aspx?id=51300> and KRS 640.010 <https://apps.legislature.ky.gov/law/statutes/statute.aspx?id=51301> for further information on the process on youthful offenders. Retrieved August 31, 2022.

<sup>3</sup> See KRS 27A.440 <https://apps.legislature.ky.gov/law/statutes/statute.aspx?id=20964> Retrieved August 31, 2022.

---

---

**AOC ANNUAL REPORT**  
**CHARGES DISPOSED FY 2023 IN CIRCUIT CRIMINAL CASES STATEWIDE**

---

---

**Statistics Overall Description**

- Percentage of disposition to guilty as charged by trial *KRS 27A.460(7)*
- Percentage of those found guilty of lesser charge by trial *KRS 27A.460(8)*
- Percentage of jury trials *KRS 27A.460(9)*
- Percentage of bench trials *KRS 27A.460(10)*

**Original and Final Plea Type**

- Percentage of pleas as charges *KRS 27A.460(5)*
- Percentage of pleas to reduce charges *KRS 27A.460(6)*

**Shock Probation by Disposition Type**

- Extracted data on Shock Probation *KRS 27A.440(3)(b)*

UOR	KRS	DESC
0026090	439.265	SHOCK PROBATION IN FELONY CONVICTIONS
0026100	439.267	SHOCK PROBATION IN MISDEMEANOR CONVICTIONS
9096890	439.265	SHOCK PROBATION

**Youthful Offenders**

Circuit Criminal (CR) cases filed against minor defendants over 10 years old and less than 18 years old at the point of the earliest indicated charge date. A defendant in a Circuit Criminal case is determined to be less than 18 years old as of the filing date of the earliest charge in the case. The charge filing date is sometimes entered to reflect the filing of the original charge, but other times may be entered as the date of the indictment or data entry. As such, some minors may turn 18 before the indictment or data entry date for these charges, and any such minors are not captured in this data set. No other datapoints are available for the identification of youthful offender indictments.

**Statistical Tables**

This report repeats a sequence of four pages statewide and then for each county in alphabetical order and includes:

- Felony level offenses that have not been amended, felony level offenses that have been amended to felony, and misdemeanor level offenses amended up to a felony level, and
- Felony amended to Non-Felony - includes misdemeanor and felony amended down to a lower offense.

This report excludes:

- Charges disposition type *No True Bill Returned by Grand Jury (NTB)*.
- Case Type Code: *Drug Court (Originating Disposition Diversion) (DCTD)*
- Amended charge disposition type codes: *Amended Down by Circuit Court (ACC), Amended Down (AD), Amended Down by Grand Jury (AGJ), Amended (AMEND), Amended Up (AU), Amended Up by Grand Jury (AUGJ)*
- Post-disposition charges, such as violation of parole, are excluded. Please see the attached Supplemental List of Excluded Offenses.

---

---

**AOC ANNUAL REPORT**  
**CHARGES DISPOSED FY 2023 IN CIRCUIT CRIMINAL CASES STATEWIDE**

---

---

**Page 1:** Provides a cross table with a count of charges and a distinct count of cases grouped by *Felony* and *Felony amended to Non-Felony*. The horizontal bar chart provides felony level charges disposed within Circuit Criminal (CR) cases by charge disposition type category.

---

**Page 2:** Provides a cross table of the convicted charges, percent of charges and the distinct count of cases sorted by the highest sentence penalty for each of the convicted charges (Guilty, Guilty – Multiple Counts, Pre-payable Citation – Paid, Guilty – Sealed Sentence or Enhanced).

The cross table provides the count of charges and distinct count of cases grouped by *Felony* and *Felony amended to Non-Felony*. The horizontal bar chart provides felony level charges disposed within Circuit Criminal (CR) cases by charge disposition type category.

A sentence may have more than one penalty, this table reports the charge by the first penalty criterion satisfied in the hierarchy below:

- Incarcerated Prison
  - Incarcerated Jail
  - Alternative Home Incarceration
  - Alternative Probation
  - Alternative Conditionally Discharged
  - Alternative Sentence
  - Pay Fine
  - Pay Court Cost
  - Other Penalty
  - No Sentence
- 

**Page 3:** The cross table provides the count of charges and distinct count of cases grouped by *Felony* and *Felony amended to Non-Felony*. The horizontal bar chart provides felony level charges disposed within Circuit Criminal (CR) cases by charge disposition type category.

Count of Distinct Cases per Trial Type.

- Case is counted as *Court Trial* if all charges within case were disposed by court trial.
- Case is counted as *Jury Trial* if all charges within case were disposed by jury.
- Case is counted in *Mixed Trial* type category if some charges were disposed by court, jury or no trial.
- Case is counted in *No Trial* category if all charges within case had *No Trial* marked or were blank.

The cross table at the bottom of the page provides the shock probation offenses by charge disposition type. When a *Motion for Shock Probation* is filed, a charge screen is added into the circuit criminal case with the appropriate UOR code (listed below) for shock probation. When a signed judgment or order is received, the added charge is then closed by completing the charge disposition date and charge disposition type.

---

# AOC ANNUAL REPORT

## CHARGES DISPOSED FY 2023 IN CIRCUIT CRIMINAL CASES STATEWIDE

**Page 4:** The cross table provides the number of youthful offenders tried as adults *KRS 27A.460(11)* grouped by charge level (*Felony vs. Felony amended to Non-felony*). The horizontal bar chart and cross table located on the bottom of the page provides the offenses disposed within the youthful offender cases by charge disposition category.

Note: Circuit Criminal (CR) cases filed against minor defendants over 10 years old and less than 18 years old at the point of the earliest indicated charge date. A defendant in a Circuit Criminal case is determined to be less than 18 years old as of the filing date of the earliest charge in the case. The charge filing date is sometimes entered to reflect the filing of the original charge, but other times may be entered as the date of the indictment or data entry. As such, some minors may turn 18 before the indictment or data entry date for these charges, and any such minors are not captured in this data set. No other datapoints are available for the identification of youthful offender indictments.

### Statistical Analysis Considerations:

- These statistics represent a snapshot in time as of the date the data was queried: 7/13/2023.
- The sentence information in this report represents only the sentence ordered for that charge and does not provide the overall punishment for the case or the individual.
- Sentence time entered represents the sentence ordered by the court. Subsequent modifications by the Department of Corrections to length of incarceration is not reflected in this report.
- A case may consist of one or multiple charges. The report's count of cases represents a distinct count of case numbers, regardless of the number of charges within the case.
- Counts of cases do not necessarily represent counts of unique individuals.
- Charges consist of all original and amended charges within a case.

### Data Variables

Database	Data Variable	Description
CourtNet	Circuit Criminal Case	A Circuit Court case initiated by grand jury indictment or by prosecutor's information including at least one felony charge as well as any other related charges. Felony Charges are punishable by incarceration greater than one year or by death.
	County	The county in which a case was filed.
	Fiscal Year (FY)	The fiscal year is July 1 through June 30. Fiscal years are associated with Charge Disposition Date and Max Class Charge Disposition Date in this report.
	Charge Disposition Date	The date on which a charge was disposed. Each charge within a case may have a separate disposition date.
	Charge Level	Categorizes the charge(s)/offense(s) according to severity for the purposes of sentencing. The charge level is determined by the UOR's ASCF code. Charge levels are reported as the following: <ul style="list-style-type: none"> <li>• Felony – Felonies are the most serious types of crimes, punishable by prison sentences of greater than one year.</li> <li>• Misdemeanor – Misdemeanors are more serious than violations, punishable by up to a year in jail time.</li> </ul>

**AOC ANNUAL REPORT**  
**CHARGES DISPOSED FY 2023 IN CIRCUIT CRIMINAL CASES STATEWIDE**

		<ul style="list-style-type: none"> <li>• Violation – Violations are the least serious type of crime, usually involving a citation with a penalty of a fine. However, possible other potential penalties may be involved.</li> <li>• Local Ordinance – Violation level offenses defined by county or city ordinance rather than statewide statute.</li> <li>• Other – offenses created for administrative purposes are listed as Other.</li> </ul>
	Charge Class	<p>The penalty class of a single charge. The penalty class indicates gradations of penalty severity within each Level defined by the period of imprisonment.</p> <ul style="list-style-type: none"> <li>• <b>Class A Felony:</b> 20 years or greater. All capital offenses are also Class A Felonies.</li> <li>• <b>Class B Felony:</b> Ten years or greater and less than 20 years.</li> <li>• <b>Class C Felony:</b> Five years or greater and less than ten years.</li> <li>• <b>Class D Felony:</b> One year or greater and less than five years.</li> <li>• <b>Class A Misdemeanor:</b> 90 Days or greater and less than one year.</li> <li>• <b>Class B Misdemeanor:</b> Less than 90 days.</li> </ul> <p>The <b>Class X</b> is used to indicate any offense with unknown or ambiguous Class within the specified Level.</p> <p>In this report, any charge of a penalty level less than a felony is reported as Charge Class <i>Other</i>.</p>
	Charge Disposition Category	<p>Charge dispositions are grouped into the following categories:</p> <p><b>Acquitted</b></p> <ul style="list-style-type: none"> <li>• ACQ: Acquitted</li> <li>• NG: Not Guilty</li> </ul> <p><b>Amended</b></p> <ul style="list-style-type: none"> <li>• ACC: Amended Down by Circuit Court</li> <li>• AD: Amended Down</li> <li>• AGJ: Amended Down by Grand Jury</li> <li>• AMEND: Amended</li> <li>• AU: Amended Up</li> <li>• AUGJ: Amended Up by Grand Jury</li> </ul> <p><b>Convicted</b></p> <ul style="list-style-type: none"> <li>• G: Guilty</li> <li>• GM: Guilty - Multiple Counts (deprecated prior to 3/30/2001)</li> <li>• GSS: Guilty - Sealed Sentence</li> <li>• PRPD: Prepaid</li> </ul> <p><b>Dismissed</b></p> <ul style="list-style-type: none"> <li>• CAD: Dismissal by Motion of Prosecutor</li> </ul>

**AOC ANNUAL REPORT**  
**CHARGES DISPOSED FY 2023 IN CIRCUIT CRIMINAL CASES STATEWIDE**

		<ul style="list-style-type: none"> <li>• DD: Dismissed Diverted</li> <li>• DDP: Dismissed Deferred Prosecution (implemented 6/3/2011)</li> <li>• DEC: Deceased</li> <li>• DGJ: Dismissed After Present to Grand Jury</li> <li>• DIS: Dismissed</li> <li>• DWP: Dismissed with Prejudice (implemented 4/15/2020)</li> <li>• HNG: Hung Jury</li> <li>• INC: Incompetent to Stand Trial</li> <li>• MST: Mistrial</li> <li>• NGJ: No Action Taken by Grand Jury</li> <li>• NTB: No True Bill Returned by Grand Jury</li> <li>• PAR: Pardon - Prior to Adjudication Only</li> <li>• PRDIS: Pre-Payable Citation Dismissed</li> <li>• SAV: Set Aside/Voided</li> <li>• VAC: Vacated Judgment</li> <li>• VEFC: Vacated Expunged Felony Conviction (implemented 7/6/2016)</li> <li>• VSC: Void Sealed Conviction (implemented 6/3/2011)</li> <li>• WD - Withdrawn</li> </ul> <p><b>Diverted</b></p> <ul style="list-style-type: none"> <li>• DIV: Diversion</li> <li>• DP: Deferred Prosecution (implemented 6/3/2011)</li> <li>• PTD: Pretrial Diversion</li> <li>• TRFD: Drug Court Transfer</li> </ul> <p><b>FTA/FTV/AP</b></p> <ul style="list-style-type: none"> <li>• AP: Administrative Procedure</li> <li>• FTA: Failure to Appear</li> <li>• FTV: Fugitive</li> </ul> <p><b>Others</b></p> <ul style="list-style-type: none"> <li>• EXT: Extradition</li> <li>• GDJ: Grand Jury</li> <li>• IND: Indictment by Grand Jury / Information</li> <li>• MER: Merged</li> <li>• OTH: Other</li> <li>• REM: Remanded</li> <li>• Any disposition code inappropriate to adult criminal charges applied erroneously.</li> </ul> <p>Excluded Dispositions: TRF: Transfer</p>
	Cases	A count of distinct cases based on the case number.
	Charges	A count of all charges within the reported cases.
	Youthful Offender Age in Years	The age of the juvenile on the earliest charge date entered for any charge within this case, calculated as the difference between the



**AOC ANNUAL REPORT**  
**CHARGES DISPOSED FY 2023 IN CIRCUIT CRIMINAL CASES STATEWIDE**

		juvenile’s birth date and the charge date rounded down to a whole number of years.
Sentencing Information	Incarcerated Jail	The total number of convictions in which the defendant was sentenced to a year or less in <b>jail</b> in which has remaining time amount of time after the subtraction of the following: probated/suspended time, conditionally discharged time, credit time served, and home incarceration time. Sentence screen with only the conditionally discharged time captured in the checkbox or memo field will not be included in the calculation.
	Incarcerated Prison	The total number of convictions in which the defendant was sentenced to a year or less in <b>prison</b> in which has remaining time amount of time after the subtraction of the following: probated/suspended time, conditionally discharged time, credit time served, and home incarceration time. Sentence screen with only the conditionally discharged time captured in the checkbox or memo field will not be included in the calculation.
	Sentenced Life / Death / 25 Years No Parole.	This is collected within checkboxes. This report provides only a count of charges which had a checkbox marked in the following order: <ul style="list-style-type: none"> <li>• Death Sentence</li> <li>• Life Sentence</li> <li>• 25 Years No Parole</li> </ul>
	Alternative Sentence	When a person who has been convicted of an offense or who has entered a plea of guilty to an offense is not sentenced to imprisonment, the court may impose another sentence penalty including: <p><b>Alternative Home Incarceration:</b> The use of a monitoring device to facilitate the individual's ability to maintain gainful employment or to participate in programs approved as a condition of his or her incarceration, or both, using the person's home for purposes of confinement.</p> <p><b>Probation:</b> The individual may be sentenced to a period of unsupervised or supervised probation, during which they are expected to comply with rules and requirements imposed by the court or by a probation officer. Probation may involve a condition of a short amount of incarceration (such as weekends in jail), confinement in a halfway house, or home detention.</p> <p><b>Conditionally Discharged:</b> Sentence time may be conditionally discharged. The court may modify or alter the conditions if the defendant commits an additional offense or violates a condition, revoke the sentence at any time prior to the expiration or termination of the period of conditional discharge.</p>

**AOC ANNUAL REPORT**  
**CHARGES DISPOSED FY 2023 IN CIRCUIT CRIMINAL CASES STATEWIDE**

		<p><b>Restitution:</b> Money owed to a victim of an offense to compensate for damages caused by the defendant. Restitution may be ordered as part of a sentence, and in some types of cases, is mandatory (see KRS 532.032)</p> <p><b>Alcohol Drug Education (ADE):</b> In addition to any other penalty prescribed, the court may sentence the person to attend an alcohol or substance abuse education or treatment program.</p> <p><b>Community Service:</b> The court may order the individual to participate in unpaid work in local community instead of sentence time.</p> <p><b>State Traffic School (STS):</b> A program offered by the Kentucky Transportation Cabinet for only those who have a Kentucky driver’s license. Completing the State Traffic School program avoids points assessed on a driver’s license and is a plea of guilt, to the charge.</p> <p><b>Pay Fine:</b> A fine not totally suspended, probated, or conditionally discharged.</p> <p><b>Pay Court Cost:</b> A court cost not totally suspended, probated, or conditionally discharged.</p> <p><b>Other Penalty:</b> Sentence conditions which do not fall into any of the defined categories above.</p>
	No Sentence	The charge has been disposed as a conviction, however, sentence information has not either been given or entered.

**Disclaimer Associated with KCOJ/AOC Database(s) and Element(s)**

**RESEARCH AND STATISTICS DISCLAIMER**

Information received from KYCourts/CourtNet is subject to change(s), reprogramming, modification(s) of format and availability at the direction of the Administrative Office of the Courts (AOC), and may not at any particular moment reflect the true status of court cases due to ordinary limitation(s), delay(s) or error(s) in the system’s operation. The KYCourts/CourtNet database is not a real-time system. All datasets are a snapshot of case data at the time a query is run. Case counts are not counts of individuals as some persons may have multiple cases.

The AOC disclaims any warranties as to the validity of the information obtained from KYCourts/CourtNet. The recipient is solely responsible for verifying information received from KYCourts/CourtNet through the cross-referencing of official court records. The AOC shall not be liable to the recipient, or to any third party using the system or information obtained therefrom, for any damages whatsoever arising out of the use of KYCourts/CourtNet.

**RESEARCH AND STATISTICS UOR CODE DISCLAIMER**

---

---

**AOC ANNUAL REPORT**  
**CHARGES DISPOSED FY 2023 IN CIRCUIT CRIMINAL CASES STATEWIDE**

---

---

The Kentucky State Police (KSP) assigns the Kentucky Uniform Crime Reporting Codes (UOR Codes) to criminal offenses in the Commonwealth of Kentucky. The KSP official list of UOR Codes by KRS number and descriptor can be obtained at the KSP's website at [www.kentuckystatepolice.org](http://www.kentuckystatepolice.org).

The AOC assigns and maintains codes that are used within the Court of Justice Case Management System for statistical and reporting purposes. These codes are used to identify local and city ordinances, as well as codes for general administrative purposes. The AOC official list of UOR Codes with KRS number and descriptor can be obtained at the Court of Justice Website at <https://kycourts.gov/AOC/Information-and-Technology/Analytics/Pages/default.aspx> reports. The AOC UOR Code Listing is for informational purposes only and the information is subject to change, reprogramming, modifications of format, and availability at the direction of the Administrative Office of the Courts (AOC).

A query for data based on specified charges will include each UOR code specified and possible supplemental codes. Supplemental codes (or "ASCF" codes) to any UOR code include: 1) attempt, 2) solicitation, 3) conspiracy, 4) facilitation, 5) complicity, and 6) enhancement. In total, UOR codes contain seven digits. The first six digits are specific to that charge. The seventh digit indicates if there is a supplemental code. A "0" as the seventh digit means that is the primary UOR code and it does not have a supplemental code. If there are supplemental codes, the "0" will change to a 1, 2, 3, 4, 5, or 6 (the numbering corresponds to the list above). An enhancement does not exist on all UOR codes. When a supplemental code does not appear within a dataset, charge(s) did not occur during this period. The presence of "\*obs" within the description of a UOR code indicates an obsolete UOR code. However, the code is still present within the KYCourts/CourtNet database and may still be utilized. Not every UOR code included in the query will have charges associated with it in each calendar year examined. Some cases may contain multiple charges; therefore, charge counts may exceed case counts. The number of cases cannot be inferred as the number of individuals as multiple cases may have the same defendant.

The AOC disclaims and makes no warranty, express or implied, nor assumes any legal liability or responsibility, for the validity, accuracy, correctness, or completeness of any information that is available and/or obtained through this listing. The recipient is solely responsible for verifying the accuracy of the information received from the official owner of the UOR Codes, the KSP. Furthermore, the AOC shall not be liable to the recipient, the recipient's heirs and assigns, next of kin or to any third party, for any and all claims, demands, losses or damages arising from the usage of this list and/or information contained therein.

**ADMINISTRATIVE OFFICE OF THE COURTS  
Research and Statistics**

Supplemental List of Excluded Offenses

AOC Offense Group	Level	Long UOR	Description	Charge Level and class	
Added	Misdemeanor	0026600	*OBS* NON-PAYMENT OF FINES	Misdemeanor A	
		0602890	VIOLATION OF COURT ORDER	Misdemeanor A	
	Other	0011500	FAILURE TO APPEAR, CITATION FOR MISDEMEANOR	Other	
		0026010	MOTION FOR NEW TRIAL	Other	
		0026070	MOTION TO VACATE SENTENCE, SET ASIDE OR CORRECT SE	Other	
		0026080	RELIEF FROM JUDGEMENT OR ORDER/MISTAKE/INADVERTENC	Other	
		0026110	PAYMENT OF FEE BY RELEASED PERSONS (PROBATION, PAR	Other	
		0026480	CONTEMPT OF COURT	Other	
		0026590	PAROLE VIOLATION (FOR MISDEMEANOR OFFENSE)	Other	
		0026650	PAROLE VIOLATION (FOR TECHNICAL VIOLATION)	Other	
		0026680	PROBATION VIOLATION (FOR FELONY OFFENSE)	Other	
		0026800	PROBATION VIOLATION (FOR MISDEMEANOR OFFENSE)	Other	
		0026910	PROBATION VIOLATION (FOR TECHNICAL VIOLATION)	Other	
		0026930	CONTEMPT OF COURT BY WITNESS,JUROR OFFICER	Other	
		0930000	PAROLE VIOLATION	Other	
	0930010	PAROLE PRIVILEGES FOR MISDEMEANANTS-JUDGE DUTIES	Other		
	Violation	0026610	*OBS* DUI, ASSESSMENT OF FINES RESPONSE TO NONPAYMENT	Violation	
	Other	Felony	0492010	BAIL JUMPING - 1ST DEGREE	Felony D
		Misdemeanor	0011510	*OBS* VIOLATION OF CONDITION OF RELEASE	Misdemeanor A
			0011520	VIOLATION OF CONDITIONS OF RELEASE	Misdemeanor A
0026050			BAIL JUMPING-2ND DEGREE	Misdemeanor A	
Local Ordinance		9017190	*OBS* VIOLATION OF PROBATION	Local Ordinance	
		9026480	*OBS* CONTEMPT OF COURT	Local Ordinance	
		9093390	*OBS* CONTEMPT OF MILITARY COURT	Local Ordinance	
		9096860	*OBS* PAROLE PERSONS IN WORK HOUSE	Local Ordinance	
		9096870	*OBS* PAROLE PREV FOR MISDEMEANANTS	Local Ordinance	
		9096930	*OBS* ADMINISTRATION OF PROBATION	Local Ordinance	
		9096940	*OBS* PAROLE BOARD-MEMBERS QUALIFICATI	Local Ordinance	
		9096970	*OBS* PAROLE OF PERSONS CONFINED	Local Ordinance	
		9096990	*OBS* EFFECT OF PAROLE TIME ON SENTENC	Local Ordinance	
		9097000	*OBS* PAROLED PRISONER SUBJECT TO BOAR	Local Ordinance	
		9097010	*OBS* PAROLED PRISONER UNDER SUPERVISI	Local Ordinance	
		9097020	*OBS* RECOMMITMENT OF PAROLEE	Local Ordinance	

The view is broken down by AOC Offense Group, Level, Long UOR, Description and Charge Level and class.

# REPORT

---

*Statewide Statistics*

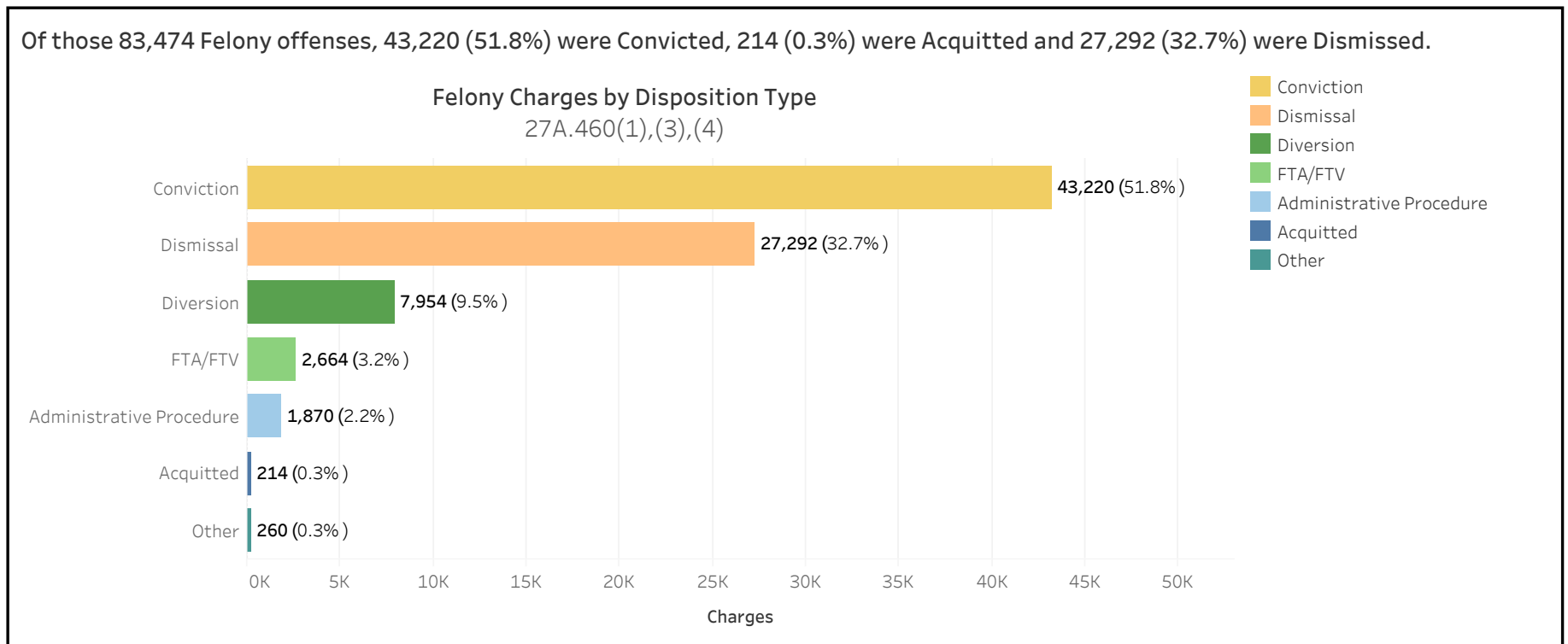


**ADMINISTRATIVE OFFICE OF THE COURTS**  
**Research and Statistics**  
 Annual Report FY 2023  
 Circuit Court - Felony Criminal Cases  
**STATEWIDE**

There were 83,474 Felony level charges and 4,546 Non-Felony level charges disposed within 44,350 Circuit Criminal cases during the Fiscal Year. Non-Felony charges include Misdemeanor, Violation, Local Ordinance or Other charges within those cases.

	Charges	Cases
Felony	83,474	44,350
Felony amended to Non-Felony	4,546	

Of those 83,474 Felony offenses, 43,220 (51.8%) were Convicted, 214 (0.3%) were Acquitted and 27,292 (32.7%) were Dismissed.



27A.460(1) Conviction Percentages  
 27A.460(3) Percentage of Acquittals  
 27A.460(4) Percentage of Dismissals

\* A case may consist of one or multiple convicted charges, the distinct count on cases counts the case only once.  
 \* Other Disposition types include: Denied, Extradition, Grand Jury, Granted, Merged, Mistrial, Grand Jury, Other, Remanded, and Sealed Records.



**ADMINISTRATIVE OFFICE OF THE COURTS**  
**Research and Statistics**  
 Annual Report FY 2023  
 Circuit Court - Felony Criminal Cases  
**STATEWIDE**

Charges Convicted by Highest Penalty Type	FELONY			MISDEMEANOR			VIOLATION			LOCAL ORDINANCE			OTHER			Grand Total		
	Charges	% of		Charges	% of		Charges	% of		Charges	% of		Charges	% of		Charges	% of	
		Charges	Cases		Charges	Cases		Charges	Cases		Charges	Cases		Charges	Cases		Charges	Cases
Incarcerated Prison	17,049	40.2%	8,969	162	0.6%	144	5	0.2%	4	11	15.7%	11				17,227	24.1%	9,028
Incarcerated Jail	5,318	12.5%	3,987	10,064	38.0%	5,872	37	1.5%	36	34	48.6%	29	1	33.3%	1	15,454	21.7%	8,230
Alternative: Home Incarceration	36	0.1%	34	24	0.1%	21										60	0.1%	55
Alternative: Probation	10,818	25.5%	7,577	7,417	28.0%	4,275	28	1.2%	24	1	1.4%	1				18,264	25.6%	8,995
Alternative: Cond. Discharged	723	1.7%	370	2,428	9.2%	1,514	10	0.4%	10	1	1.4%	1				3,162	4.4%	1,735
Alternative Sentence	3,839	9.1%	3,158	1,987	7.5%	1,420	247	10.2%	171	11	15.7%	11				6,084	8.5%	4,083
Pay Fine	55	0.1%	55	410	1.5%	358	1,113	45.9%	716	3	4.3%	3	1	33.3%	1	1,582	2.2%	1,063
Pay Court Cost	932	2.2%	932	220	0.8%	220	23	0.9%	22							1,175	1.6%	1,170
Other Penalty	2,663	6.3%	1,880	3,336	12.6%	1,973	864	35.6%	471	7	10.0%	6	1	33.3%	1	6,871	9.6%	3,522
No Sentence	949	2.2%	698	439	1.7%	306	97	4.0%	60	2	2.9%	2				1,487	2.1%	919
<b>Grand Total</b>	<b>42,382</b>	<b>100.0%</b>	<b>26,190</b>	<b>26,487</b>	<b>100.0%</b>	<b>15,043</b>	<b>2,424</b>	<b>100.0%</b>	<b>1,478</b>	<b>70</b>	<b>100.0%</b>	<b>63</b>	<b>3</b>	<b>100.0%</b>	<b>3</b>	<b>71,366</b>	<b>100.0%</b>	<b>30,673</b>

27A.460 (2) Percentages of fines, imprisonment, or other penalty assessment

Plea Type		GUILTY	NOT GUILTY	UNKNOWN PLEA TYPE	Grand Total
Felony Charges	Original Plea	4,940 (5.9%)	33,235 (39.8%)	45,299 (54.3%)	83,474 (100.0%)
	Final Plea	33,832 (40.5%)	4,416 (5.3%)	45,226 (54.2%)	83,474 (100.0%)
Felony Amended Down to Non-Felony	Original Plea	11 (0.2%)	1,136 (25.0%)	3,399 (74.8%)	4,546 (100.0%)
	Final Plea	246 (5.4%)	901 (19.8%)	3,399 (74.8%)	4,546 (100.0%)

27A.460(5) Percentage of pleas as charges  
 27A.460(6) Percentage of pleas to reduce charges

\* A case may consist of one or multiple convicted charges, the distinct count on cases counts the case only once.

\* Convicted charges, percent of charges and the distinct count of cases are sorted by the highest sentence penalty for each of the convicted charges (Guilty, Guilty - Multiple Counts, Pre-Payable Citation - Paid or Guilty - Sealed Sentence, Enhanced).



**ADMINISTRATIVE OFFICE OF THE COURTS**  
**Research and Statistics**  
 Annual Report FY 2023  
 Circuit Court - Felony Criminal Cases  
**STATEWIDE**

Cases can have multiple charges which are heard either by a Court Trial, Jury Trial, No Trial or by a combination of trial types. Cases are categorized by how all the charges within the case were disposed. If all charges were disposed by the same trial type, it is counted in the separate category, otherwise, it is counted within the Mixed Trial category. If a charge had no trial type entered or it had No Trial, then it is counted in the No Trial category.

Cases by Trial Type  
 27A.460(7), (8), (9), (10)

	Jury Trial	Mixed Trial	No Trial	Grand Total
Felony Amended to Non-Felony	11 0.31%	182 5.18%	3,318 94.50%	3,511 100.00%

- 27A.460(7) Percentage of disposition to guilty as charged by trial
- 27A.460(8) Percentage of those found guilty of lesser charge by trial
- 27A.460(9) Percentage of cases where jury trial taken
- 27A.460(10) Percentage of trials which are bench (court) trials

Shock Probation by Disposition Type  
 27A.440(3)(b)

	Denied	Granted	Vacated	Withdrawn	Other	Grand Total
0026090 SHOCK PROBATION IN FELONY CONVICTIONS	4,426 (64.2%)	2,253 (32.7%)	43 (0.6%)	67 (1.0%)	54 (0.8%)	6,843 (99.3%)
0026100 SHOCK PROBATION IN MISDEMEANOR CONVICTIONS	19 (0.3%)	8 (0.1%)		1 (0.0%)	3 (0.0%)	31 (0.4%)
9096890 SHOCK PROBATION	16 (0.2%)	1 (0.0%)				17 (0.2%)
<b>Grand Total</b>	<b>4,461 (64.7%)</b>	<b>2,262 (32.8%)</b>	<b>43 (0.6%)</b>	<b>68 (1.0%)</b>	<b>57 (0.8%)</b>	<b>6,891 (100.0%)</b>

27A.440(3)(b) Extracted data on shock probation shall be placed in the annual report of the Administrative Office of the Courts

\* A case may consist of one or multiple convicted charges, the distinct count on cases counts the case only once.  
 \* Disposition types include: Denied, Extradition, Grand Jury, Granted, Merged, Mistrial, Grand Jury, Other, Remanded, and Sealed Records.





**ADMINISTRATIVE OFFICE OF THE COURTS**  
**Research and Statistics**  
 Annual Report FY 2023  
 Circuit Court - Felony Criminal Cases  
**STATEWIDE**

**Youthful Offenders**

There were 294 Felony level charges and 7 Non-Felony level charges disposed within 89 Circuit Criminal cases during the fiscal year. Non-Felony charges include Misdemeanor, Violation, Local Ordinance, or Other charges within those cases.

27A.460(11)

	Charges	Cases
Felony	294	89
Felony Amended to Non-Felony	7	0

27A.460 (11) The number of juvenile offenders tried as an adult.

Of the 294 Felony level charges disposed within the Youthful Offender cases, 159 (54.1%) charges were convicted.

Felony Charges by Disposition Type

	Conviction	Dismissal	Diversion	FTA/FTV	Other	Grand Total
Charges	159	84	37	8	6	294

Note: A youth charged prior to their 18th birthday, proceeded against as a youthful offender under KRS 635.020(7) may not be included in the above.

KRS 635.020(7) If a person who is eighteen (18) or older is charged with a felony that occurred prior to their eighteenth birthday, the court shall, upon motion of the county attorney made prior to adjudication and in consultation with the Commonwealth's Attorney, the case may proceed in accordance with the provisions of KRS 640.010.

\* A case may consist of one or multiple convicted charges, the distinct count on cases counts the case only once.

\* Other disposition types include: Denied, Extradition, Grand Jury, Granted, Merged, Mistrial, Grand Jury, Other, Remanded, and Sealed Records.

# REPORT

---

*Statistics by County*

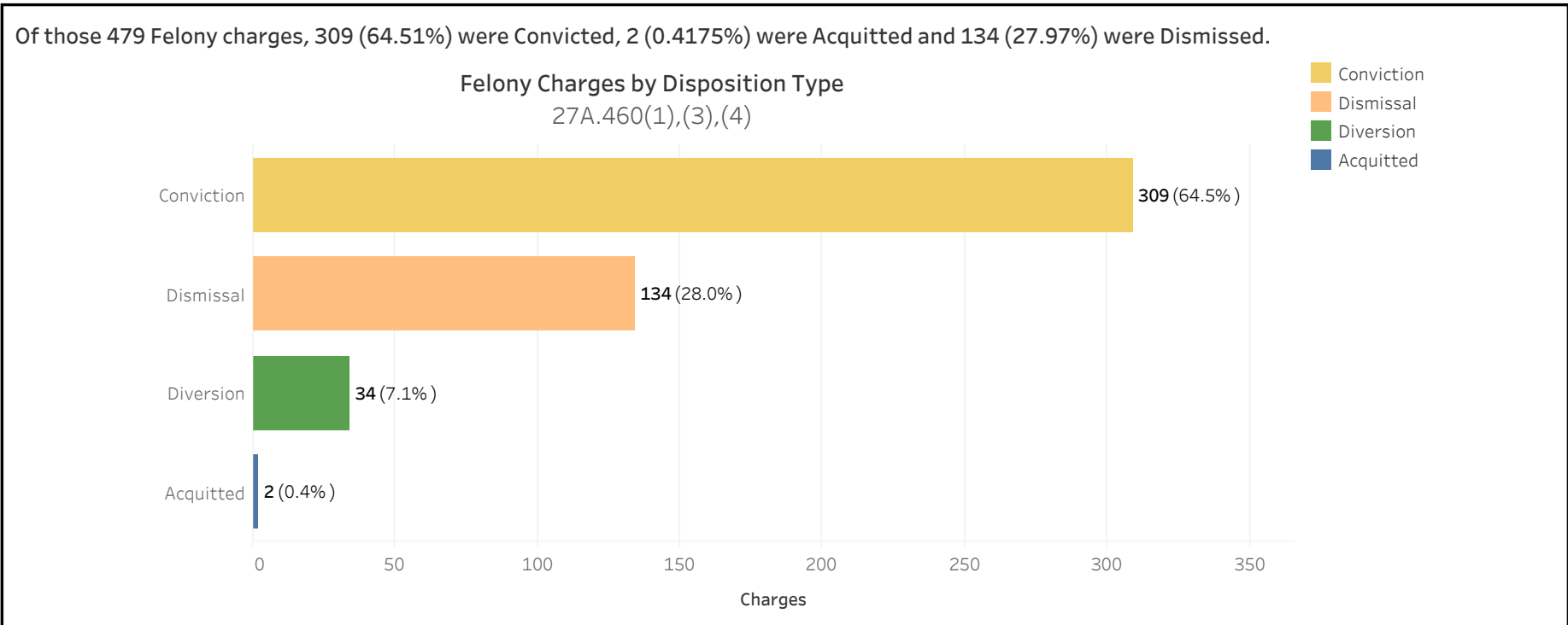


**ADMINISTRATIVE OFFICE OF THE COURTS**  
**Research and Statistics**  
 Annual Report FY 2023  
 Circuit Court - Felony Criminal Cases

**ADAIR COUNTY**

There were 479 Felony level charges and 9 Non-Felony level charges disposed within 252 Circuit Criminal cases during the Fiscal Year. Non-Felony charges include Misdemeanor, Violation, Local Ordinance or Other charges within those cases.

		Charges	Cases
ADAIR	Felony	479	244
	Felony amended to Non-Felony	9	



27A.460(1) Conviction Percentages  
 27A.460(3) Percentage of Acquittals  
 27A.460(4) Percentage of Dismissals

\* A case may consist of one or multiple convicted charges, the distinct count on cases counts the case only once.  
 \* Other Disposition types include: Denied, Extradition, Grand Jury, Granted, Merged, Mistrial, Grand Jury, Other, Remanded, and Sealed Records.



**ADMINISTRATIVE OFFICE OF THE COURTS**  
**Research and Statistics**  
 Annual Report FY 2023  
 Circuit Court - Felony Criminal Cases

**ADAIR COUNTY**

Felony Charges Convicted by Highest Penalty Type

Penalty Type	FELONY			MISDEMEANOR			VIOLATION			Grand Total		
	Charges	% of Chgs	Cases	Charges	% of Chgs	Cases	Charges	% of Chgs	Cases	Charges	% of Chgs	Cases
Incarcerated Prison	211	69.9%	106							211	36.0%	106
Incarcerated Jail	17	5.6%	13	127	56.7%	68				144	24.6%	73
Alternative: Home Incarcerati..				1	0.4%	1				1	0.2%	1
Alternative: Probation	67	22.2%	53	89	39.7%	46				156	26.6%	67
Alternative: Cond. Discharged	2	0.7%	1							2	0.3%	1
Alternative Sentence	4	1.3%	4							4	0.7%	4
Pay Fine				6	2.7%	4	2	3.3%	2	8	1.4%	6
Pay Court Cost	1	0.3%	1	1	0.4%	1				2	0.3%	2
Other Penalty							58	96.7%	28	58	9.9%	28
<b>Grand Total</b>	<b>302</b>	<b>100.0%</b>	<b>176</b>	<b>224</b>	<b>100.0%</b>	<b>118</b>	<b>60</b>	<b>100.0%</b>	<b>30</b>	<b>586</b>	<b>100.0%</b>	<b>192</b>

27A.460(2) Percentages of fines, imprisonment, or other penalty assessment

Original & Final Plea Type

		GUILTY	NOT GUILTY	UNKNOWN PLEA TYPE	Grand Total
Felony Charges	Original Plea	43 (9.0%)	394 (82.3%)	42 (8.8%)	479 (100.0%)
	Final Plea	304 (63.5%)	133 (27.8%)	42 (8.8%)	479 (100.0%)
Felony amended to Non-Felony	Original Plea		8 (88.9%)	1 (11.1%)	9 (100.0%)
	Final Plea		8 (88.9%)	1 (11.1%)	9 (100.0%)

27A.460(5) Percentage of pleas as charges

27A.460(6) Percentage of pleas to reduce charges

\* A case may consist of one or multiple convicted charges, the distinct count on cases counts the case only once.

\* Convicted charges, percent of charges and the distinct count of cases are sorted by the highest sentence penalty for each of the convicted charges (Guilty, Guilty - Multiple Counts, Prepayable Citation - Paid or Guilty - Sealed Sentence, Enhanced).



**ADMINISTRATIVE OFFICE OF THE COURTS**  
**Research and Statistics**  
 Annual Report FY 2023  
 Circuit Court - Felony Criminal Cases

**ADAIR COUNTY**

Cases can have multiple charges which are heard either by a Court Trial, Jury Trial, No Trial or by a combination of trial types. Cases are categorized by how all the charges within the case were disposed. If all charges were disposed by the same trial type, it is counted in the separate category, otherwise, it is counted within the Mixed Trial category. If a charge had no trial type entered or it had No Trial, then it is counted in the No Trial category.

Cases by Trial Type  
 27A.460(7), (8), (9), (10)

	Jury Trial	Mixed Trial	No Trial	Grand Total
Felony Amended to Non-Felony		1 12.50%	7 87.50%	8 100.00%
Felony Charges	2 0.82%	7 2.87%	235 96.31%	244 100.00%
Felony Convictions	1 0.57%	4 2.27%	171 97.16%	176 100.00%

- 27A.460(7) Percentage of disposition to guilty as charged by trial
- 27A.460(8) Percentage of those found guilty of lesser charge by trial
- 27A.460(9) Percentage of cases where jury trial taken
- 27A.460(10) Percentage of trials which are bench (court) trials

Shock Probation by Disposition Type  
 27A.440(3)(b)

	Denied	Grand Total
0026090 SHOCK PROBATION IN FELONY CONVICTIONS	46 100.00%	46 100.00%

27A.440(3)(b) Extracted data on shock probation shall be placed in the annual report of the Administrative Office of the Courts

\* A case may consist of one or multiple convicted charges, the distinct count on cases counts the case only once.  
 \* Other Disposition types include: Denied, Extradition, Grand Jury, Granted, Merged, Mistrial, Grand Jury, Other, Remanded, and Sealed Records.



**ADMINISTRATIVE OFFICE OF THE COURTS**  
**Research and Statistics**  
 Annual Report FY 2023  
 Circuit Court - Felony Criminal Cases  
**ADAIR COUNTY**

**Youthful Offenders**

There were 1 Felony level charges and 0 Non-Felony level charges disposed within 1 Circuit Criminal cases during the fiscal year. Non-Felony charges include Misdemeanor, Violation, Local Ordinance, or Other charges within those cases.

27A.460(11)

	Charges	Cases
Felony	1	1
Felony Amended to Non-Felony	0	0

27A.460(11) The number of juvenile offenders tried as an adult

Of the 1 Felony level charges disposed within the Youthful Offender cases, 1 (100.0%) charges were convicted.

Youthful Offender

	Conviction	Grand Total
Felony Charges by Disposition Type	1	1

Note: A youth charged prior to their 18th birthday, proceeded against as a youthful offender under KRS 635.020(7) may not be included in the above.

KRS 635.020(7) If a person who is eighteen (18) or older is charged with a felony that occurred prior to their eighteenth birthday, the court shall, upon motion of the county attorney made prior to adjudication and consultation with the Commonwealth's Attorney, the case may proceed in accordance with the provisions of KRS 640.010.

\* A case may consist of one or multiple convicted charges, the distinct count on cases counts the case only once.

\* Other disposition types include: Denied, Extradition, Grand Jury, Granted, Merged, Mistrial, Grand Jury, Other, Remanded, and Sealed Records.

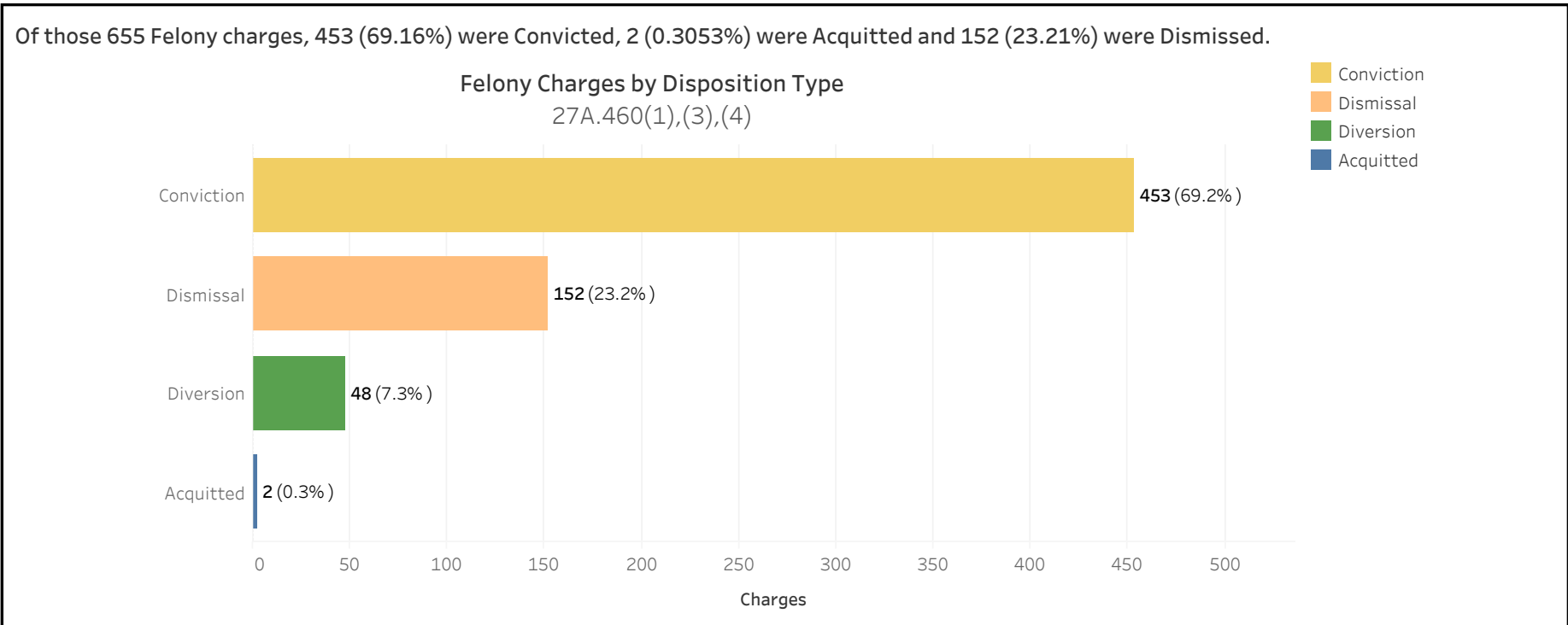


**ADMINISTRATIVE OFFICE OF THE COURTS**  
**Research and Statistics**  
 Annual Report FY 2023  
 Circuit Court - Felony Criminal Cases

**ALLEN COUNTY**

There were 655 Felony level charges and 31 Non-Felony level charges disposed within 381 Circuit Criminal cases during the Fiscal Year. Non-Felony charges include Misdemeanor, Violation, Local Ordinance or Other charges within those cases.

		Charges	Cases
ALLEN	Felony	655	362
	Felony amended to Non-Felony	31	



27A.460(1) Conviction Percentages  
 27A.460(3) Percentage of Acquittals  
 27A.460(4) Percentage of Dismissals

\* A case may consist of one or multiple convicted charges, the distinct count on cases counts the case only once.  
 \* Other Disposition types include: Denied, Extradition, Grand Jury, Granted, Merged, Mistrial, Grand Jury, Other, Remanded, and Sealed Records.



**ADMINISTRATIVE OFFICE OF THE COURTS**  
**Research and Statistics**  
 Annual Report FY 2023  
 Circuit Court - Felony Criminal Cases

**ALLEN COUNTY**

Felony Charges Convicted by Highest Penalty Type

Penalty Type	FELONY			MISDEMEANOR			VIOLATION			Grand Total		
	Charges	% of Chgs	Cases	Charges	% of Chgs	Cases	Charges	% of Chgs	Cases	Charges	% of Chgs	Cases
Incarcerated Prison	104	24.6%	39	1	0.3%	1				105	13.1%	40
Incarcerated Jail	10	2.4%	10	43	13.2%	24				53	6.6%	28
Alternative: Probation	240	56.9%	180	212	65.2%	112				452	56.4%	184
Alternative: Cond. Discharged	5	1.2%	4	29	8.9%	16	1	1.8%	1	35	4.4%	18
Alternative Sentence				3	0.9%	3	19	34.5%	9	22	2.7%	11
Other Penalty				6	1.8%	4	28	50.9%	13	34	4.2%	15
No Sentence	63	14.9%	31	31	9.5%	17	7	12.7%	3	101	12.6%	33
<b>Grand Total</b>	<b>422</b>	<b>100.0%</b>	<b>261</b>	<b>325</b>	<b>100.0%</b>	<b>172</b>	<b>55</b>	<b>100.0%</b>	<b>26</b>	<b>802</b>	<b>100.0%</b>	<b>284</b>

27A.460(2) Percentages of fines, imprisonment, or other penalty assessment

Original & Final Plea Type

		UNKNOWN PLEA TYPE	Grand Total
Felony Charges	Original Plea	655 (100.0%)	655 (100.0%)
	Final Plea	655 (100.0%)	655 (100.0%)
Felony amended to Non-Felony	Original Plea	31 (100.0%)	31 (100.0%)
	Final Plea	31 (100.0%)	31 (100.0%)

27A.460(5) Percentage of pleas as charges

27A.460(6) Percentage of pleas to reduce charges

\* A case may consist of one or multiple convicted charges, the distinct count on cases counts the case only once.

\* Convicted charges, percent of charges and the distinct count of cases are sorted by the highest sentence penalty for each of the convicted charges (Guilty, Guilty - Multiple Counts, Prepayable Citation - Paid or Guilty - Sealed Sentence, Enhanced).





**ADMINISTRATIVE OFFICE OF THE COURTS**  
**Research and Statistics**  
 Annual Report FY 2023  
 Circuit Court - Felony Criminal Cases

**ALLEN COUNTY**

Cases can have multiple charges which are heard either by a Court Trial, Jury Trial, No Trial or by a combination of trial types. Cases are categorized by how all the charges within the case were disposed. If all charges were disposed by the same trial type, it is counted in the separate category, otherwise, it is counted within the Mixed Trial category. If a charge had no trial type entered or it had No Trial, then it is counted in the No Trial category.

Cases by Trial Type  
 27A.460(7), (8), (9), (10)

	Mixed Trial	No Trial	Grand Total
Felony Amended to Non-Felony		19	19
		100.00%	100.00%
Felony Charges	2	360	362
	0.55%	99.45%	100.00%
Felony Convictions	1	262	263
	0.38%	99.62%	100.00%

- 27A.460(7) Percentage of disposition to guilty as charged by trial
- 27A.460(8) Percentage of those found guilty of lesser charge by trial
- 27A.460(9) Percentage of cases where jury trial taken
- 27A.460(10) Percentage of trials which are bench (court) trials

Shock Probation by Disposition Type  
 27A.440(3)(b)

	Denied	Granted	Grand Total
0026090 SHOCK PROBATION IN FELONY CONVICTIONS	1	30	31
	3.23%	96.77%	100.00%

27A.440(3)(b) Extracted data on shock probation shall be placed in the annual report of the Administrative Office of the Courts

\* A case may consist of one or multiple convicted charges, the distinct count on cases counts the case only once.

\* Other Disposition types include: Denied, Extradition, Grand Jury, Granted, Merged, Mistrial, Grand Jury, Other, Remanded, and Sealed Records.



**ADMINISTRATIVE OFFICE OF THE COURTS**  
**Research and Statistics**  
 Annual Report FY 2023  
 Circuit Court - Felony Criminal Cases  
**ALLEN COUNTY**

### Youthful Offenders

There were 0 Felony level charges and 0 Non-Felony level charges disposed within 0 Circuit Criminal cases during the fiscal year. Non-Felony charges include Misdemeanor, Violation, Local Ordinance, or Other charges within those cases.

27A.460(11)

	Charges	Cases
Felony		
Felony Amended to Non-Felony		

27A.460(11) The number of juvenile offenders tried as an adult

Of the 0 Felony level charges disposed within the Youthful Offender cases, 0 (None%) charges were convicted.

Youthful Offender

		Grand Total
Felony Charges by Disposition Type	0	0

Note: A youth charged prior to their 18th birthday, proceeded against as a youthful offender under KRS 635.020(7) may not be included in the above.

KRS 635.020(7) If a person who is eighteen (18) or older is charged with a felony that occurred prior to their eighteenth birthday, the court shall, upon motion of the county attorney made prior to adjudication and consultation with the Commonwealth's Attorney, the case may proceed in accordance with the provisions of KRS 640.010.

\* A case may consist of one or multiple convicted charges, the distinct count on cases counts the case only once.

\* Other disposition types include: Denied, Extradition, Grand Jury, Granted, Merged, Mistrial, Grand Jury, Other, Remanded, and Sealed Records.

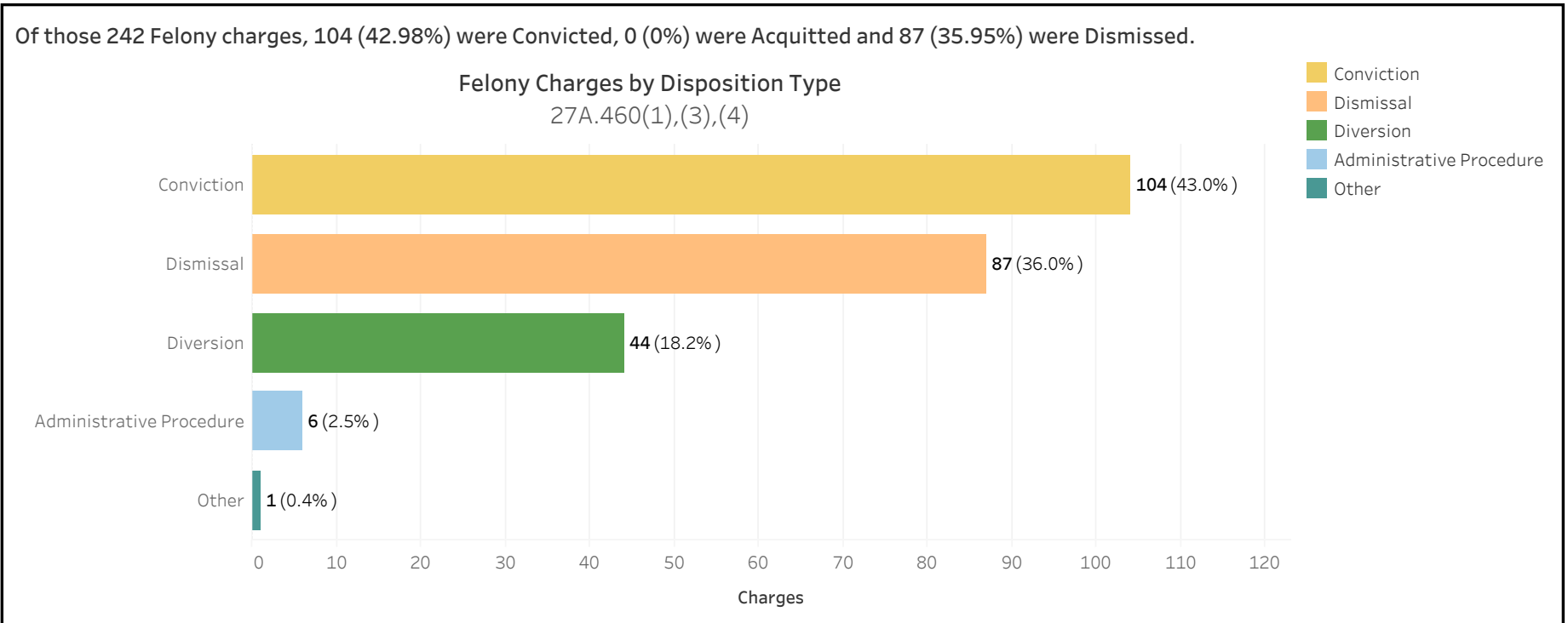


**ADMINISTRATIVE OFFICE OF THE COURTS**  
**Research and Statistics**  
 Annual Report FY 2023  
 Circuit Court - Felony Criminal Cases

**ANDERSON COUNTY**

There were 242 Felony level charges and 24 Non-Felony level charges disposed within 164 Circuit Criminal cases during the Fiscal Year. Non-Felony charges include Misdemeanor, Violation, Local Ordinance or Other charges within those cases.

		Charges	Cases
ANDERSON	Felony	242	147
	Felony amended to Non-Felony	24	



27A.460(1) Conviction Percentages  
 27A.460(3) Percentage of Acquittals  
 27A.460(4) Percentage of Dismissals

\* A case may consist of one or multiple convicted charges, the distinct count on cases counts the case only once.  
 \* Other Disposition types include: Denied, Extradition, Grand Jury, Granted, Merged, Mistrial, Grand Jury, Other, Remanded, and Sealed Records.



**ADMINISTRATIVE OFFICE OF THE COURTS**  
**Research and Statistics**  
 Annual Report FY 2023  
 Circuit Court - Felony Criminal Cases

**ANDERSON COUNTY**

Felony Charges Convicted by Highest Penalty Type

Penalty Type	FELONY			MISDEMEANOR			VIOLATION			Grand Total		
	Charges	% of Chgs	Cases	Charges	% of Chgs	Cases	Charges	% of Chgs	Cases	Charges	% of Chgs	Cases
Incarcerated Prison	14	13.5%	10							14	5.4%	10
Incarcerated Jail	7	6.7%	7	20	13.8%	13				27	10.4%	16
Alternative: Cond. Discharged	3	2.9%	3	56	38.6%	32				59	22.8%	33
Alternative Sentence	44	42.3%	44	5	3.4%	5				49	18.9%	47
Pay Fine				4	2.8%	4	6	60.0%	5	10	3.9%	7
Pay Court Cost				2	1.4%	2				2	0.8%	2
Other Penalty	36	34.6%	13	57	39.3%	29	4	40.0%	2	97	37.5%	34
No Sentence				1	0.7%	1				1	0.4%	1
<b>Grand Total</b>	<b>104</b>	<b>100.0%</b>	<b>63</b>	<b>145</b>	<b>100.0%</b>	<b>70</b>	<b>10</b>	<b>100.0%</b>	<b>7</b>	<b>259</b>	<b>100.0%</b>	<b>94</b>

27A.460(2) Percentages of fines, imprisonment, or other penalty assessment

Original & Final Plea Type

		GUILTY	NOT GUILTY	UNKNOWN PLEA TYPE	Grand Total
Felony Charges	Original Plea	27 (11.2%)	120 (49.6%)	95 (39.3%)	242 (100.0%)
	Final Plea	143 (59.1%)	4 (1.7%)	95 (39.3%)	242 (100.0%)
Felony amended to Non-Felony	Original Plea		24 (100.0%)		24 (100.0%)
	Final Plea		24 (100.0%)		24 (100.0%)

27A.460(5) Percentage of pleas as charges

27A.460(6) Percentage of pleas to reduce charges

\* A case may consist of one or multiple convicted charges, the distinct count on cases counts the case only once.

\* Convicted charges, percent of charges and the distinct count of cases are sorted by the highest sentence penalty for each of the convicted charges (Guilty, Guilty - Multiple Counts, Prepayable Citation - Paid or Guilty - Sealed Sentence, Enhanced).



**ADMINISTRATIVE OFFICE OF THE COURTS**  
**Research and Statistics**  
 Annual Report FY 2023  
 Circuit Court - Felony Criminal Cases

**ANDERSON COUNTY**

Cases can have multiple charges which are heard either by a Court Trial, Jury Trial, No Trial or by a combination of trial types. Cases are categorized by how all the charges within the case were disposed. If all charges were disposed by the same trial type, it is counted in the separate category, otherwise, it is counted within the Mixed Trial category. If a charge had no trial type entered or it had No Trial, then it is counted in the No Trial category.

Cases by Trial Type  
 27A.460(7), (8), (9), (10)

	Mixed Trial	No Trial	Grand Total
Felony Amended to Non-Felony		17	17
		100.00%	100.00%
Felony Charges	7	140	147
	4.76%	95.24%	100.00%
Felony Convictions	4	59	63
	6.35%	93.65%	100.00%

- 27A.460(7) Percentage of disposition to guilty as charged by trial
- 27A.460(8) Percentage of those found guilty of lesser charge by trial
- 27A.460(9) Percentage of cases where jury trial taken
- 27A.460(10) Percentage of trials which are bench (court) trials

Shock Probation by Disposition Type  
 27A.440(3)(b)

	Denied	Granted	Other	Grand Total
0026090 SHOCK PROBATION IN FELONY CONVICTIONS	35	2	1	38
	92.11%	5.26%	2.63%	100.00%

27A.440(3)(b) Extracted data on shock probation shall be placed in the annual report of the Administrative Office of the Courts

\* A case may consist of one or multiple convicted charges, the distinct count on cases counts the case only once.  
 \* Other Disposition types include: Denied, Extradition, Grand Jury, Granted, Merged, Mistrial, Grand Jury, Other, Remanded, and Sealed Records.



**ADMINISTRATIVE OFFICE OF THE COURTS**  
**Research and Statistics**  
 Annual Report FY 2023  
 Circuit Court - Felony Criminal Cases  
**ANDERSON COUNTY**

**Youthful Offenders**

There were 1 Felony level charges and 0 Non-Felony level charges disposed within 1 Circuit Criminal cases during the fiscal year. Non-Felony charges include Misdemeanor, Violation, Local Ordinance, or Other charges within those cases.

27A.460(11)

	Charges	Cases
Felony	1	1
Felony Amended to Non-Felony	0	0

27A.460(11) The number of juvenile offenders tried as an adult

Of the 1 Felony level charges disposed within the Youthful Offender cases, 0 (0%) charges were convicted.

Youthful Offender

	Dismissal	Grand Total
Felony Charges by Disposition Type	1	1

Note: A youth charged prior to their 18th birthday, proceeded against as a youthful offender under KRS 635.020(7) may not be included in the above.

KRS 635.020(7) If a person who is eighteen (18) or older is charged with a felony that occurred prior to their eighteenth birthday, the court shall, upon motion of the county attorney made prior to adjudication and consultation with the Commonwealth's Attorney, the case may proceed in accordance with the provisions of KRS 640.010.

\* A case may consist of one or multiple convicted charges, the distinct count on cases counts the case only once.

\* Other disposition types include: Denied, Extradition, Grand Jury, Granted, Merged, Mistrial, Grand Jury, Other, Remanded, and Sealed Records.

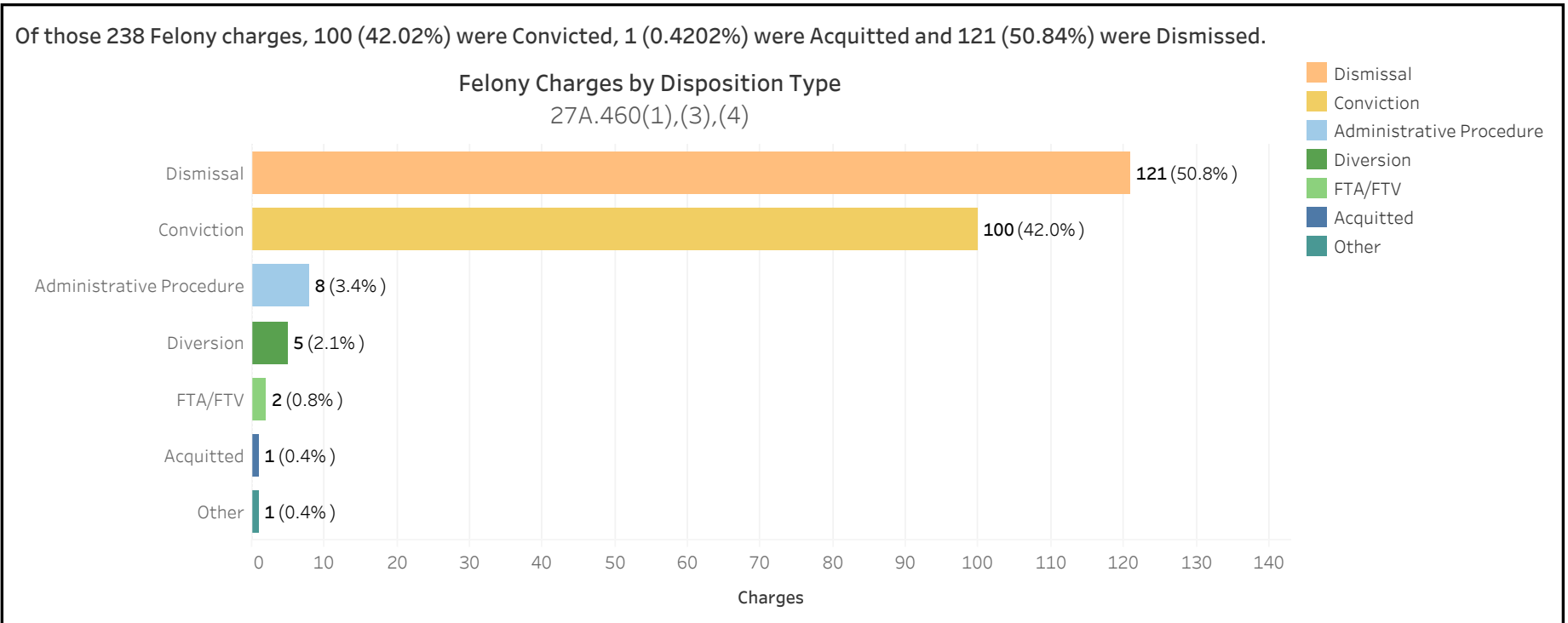


**ADMINISTRATIVE OFFICE OF THE COURTS**  
**Research and Statistics**  
 Annual Report FY 2023  
 Circuit Court - Felony Criminal Cases

**BALLARD COUNTY**

There were 238 Felony level charges and 25 Non-Felony level charges disposed within 156 Circuit Criminal cases during the Fiscal Year. Non-Felony charges include Misdemeanor, Violation, Local Ordinance or Other charges within those cases.

		Charges	Cases
BALLARD	Felony	238	136
	Felony amended to Non-Felony	25	



27A.460(1) Conviction Percentages  
 27A.460(3) Percentage of Acquittals  
 27A.460(4) Percentage of Dismissals

\* A case may consist of one or multiple convicted charges, the distinct count on cases counts the case only once.  
 \* Other Disposition types include: Denied, Extradition, Grand Jury, Granted, Merged, Mistrial, Grand Jury, Other, Remanded, and Sealed Records.



**ADMINISTRATIVE OFFICE OF THE COURTS**  
**Research and Statistics**  
 Annual Report FY 2023  
 Circuit Court - Felony Criminal Cases

**BALLARD COUNTY**

Felony Charges Convicted by Highest Penalty Type

Penalty Type	FELONY			MISDEMEANOR			VIOLATION			Grand Total		
	Charges	% of Chgs	Cases	Charges	% of Chgs	Cases	Charges	% of Chgs	Cases	Charges	% of Chgs	Cases
Incarcerated Prison	43	43.0%	34							43	15.6%	34
Incarcerated Jail	9	9.0%	9	51	43.2%	29				60	21.8%	32
Alternative Sentence	48	48.0%	40	54	45.8%	32				102	37.1%	46
Pay Fine				7	5.9%	7	56	98.2%	28	63	22.9%	29
Pay Court Cost							1	1.8%	1	1	0.4%	1
Other Penalty				6	5.1%	4				6	2.2%	4
<b>Grand Total</b>	<b>100</b>	<b>100.0%</b>	<b>82</b>	<b>118</b>	<b>100.0%</b>	<b>60</b>	<b>57</b>	<b>100.0%</b>	<b>29</b>	<b>275</b>	<b>100.0%</b>	<b>90</b>

27A.460(2) Percentages of fines, imprisonment, or other penalty assessment

Original & Final Plea Type

		NOT GUILTY	UNKNOWN PLEA TYPE	Grand Total
Felony Charges	Original Plea	3 (1.3%)	235 (98.7%)	238 (100.0%)
	Final Plea	3 (1.3%)	235 (98.7%)	238 (100.0%)
Felony amended to Non-Felony	Original Plea		25 (100.0%)	25 (100.0%)
	Final Plea		25 (100.0%)	25 (100.0%)

27A.460(5) Percentage of pleas as charges

27A.460(6) Percentage of pleas to reduce charges

\* A case may consist of one or multiple convicted charges, the distinct count on cases counts the case only once.

\* Convicted charges, percent of charges and the distinct count of cases are sorted by the highest sentence penalty for each of the convicted charges (Guilty, Guilty - Multiple Counts, Prepayable Citation - Paid or Guilty - Sealed Sentence, Enhanced).





**ADMINISTRATIVE OFFICE OF THE COURTS**  
**Research and Statistics**  
 Annual Report FY 2023  
 Circuit Court - Felony Criminal Cases

**BALLARD COUNTY**

Cases can have multiple charges which are heard either by a Court Trial, Jury Trial, No Trial or by a combination of trial types. Cases are categorized by how all the charges within the case were disposed. If all charges were disposed by the same trial type, it is counted in the separate category, otherwise, it is counted within the Mixed Trial category. If a charge had no trial type entered or it had No Trial, then it is counted in the No Trial category.

Cases by Trial Type  
 27A.460(7), (8), (9), (10)

	Jury Trial	Mixed Trial	No Trial	Grand Total
Felony Amended to Non-Felony		1	19	20
		5.00%	95.00%	100.00%
Felony Charges	2	6	128	136
	1.47%	4.41%	94.12%	100.00%
Felony Convictions	1	4	77	82
	1.22%	4.88%	93.90%	100.00%

- 27A.460(7) Percentage of disposition to guilty as charged by trial
- 27A.460(8) Percentage of those found guilty of lesser charge by trial
- 27A.460(9) Percentage of cases where jury trial taken
- 27A.460(10) Percentage of trials which are bench (court) trials

Shock Probation by Disposition Type  
 27A.440(3)(b)

	Denied	Granted	Other	Grand Total
0026090 SHOCK PROBATION IN FELONY CONVICTIONS	75	18	1	94
	79.79%	19.15%	1.06%	100.00%
0026100 SHOCK PROBATION IN MISDEMEANOR CONVICTIONS	1			1
	100.00%			100.00%

27A.440(3)(b) Extracted data on shock probation shall be placed in the annual report of the Administrative Office of the Courts

\* A case may consist of one or multiple convicted charges, the distinct count on cases counts the case only once.  
 \* Other Disposition types include: Denied, Extradition, Grand Jury, Granted, Merged, Mistrial, Grand Jury, Other, Remanded, and Sealed Records.



**ADMINISTRATIVE OFFICE OF THE COURTS**  
**Research and Statistics**  
 Annual Report FY 2023  
 Circuit Court - Felony Criminal Cases  
**BALLARD COUNTY**

### Youthful Offenders

There were 0 Felony level charges and 0 Non-Felony level charges disposed within 0 Circuit Criminal cases during the fiscal year. Non-Felony charges include Misdemeanor, Violation, Local Ordinance, or Other charges within those cases.

27A.460(11)

	Charges	Cases
Felony		
Felony Amended to Non-Felony		

27A.460(11) The number of juvenile offenders tried as an adult

Of the 0 Felony level charges disposed within the Youthful Offender cases, 0 (None%) charges were convicted.

Youthful Offender

		Grand Total
Felony Charges by Disposition Type	0	0

Note: A youth charged prior to their 18th birthday, proceeded against as a youthful offender under KRS 635.020(7) may not be included in the above.

KRS 635.020(7) If a person who is eighteen (18) or older is charged with a felony that occurred prior to their eighteenth birthday, the court shall, upon motion of the county attorney made prior to adjudication and consultation with the Commonwealth's Attorney, the case may proceed in accordance with the provisions of KRS 640.010.

\* A case may consist of one or multiple convicted charges, the distinct count on cases counts the case only once.

\* Other disposition types include: Denied, Extradition, Grand Jury, Granted, Merged, Mistrial, Grand Jury, Other, Remanded, and Sealed Records.

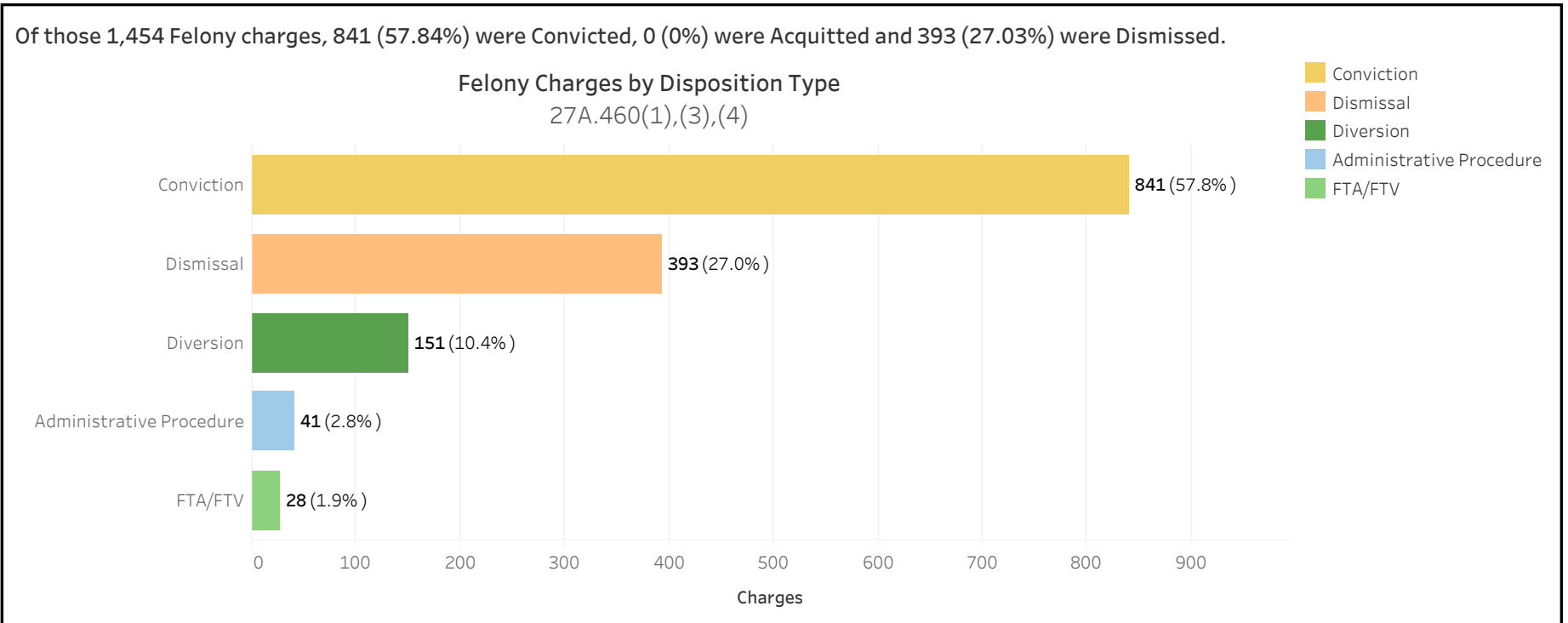


**ADMINISTRATIVE OFFICE OF THE COURTS**  
**Research and Statistics**  
 Annual Report FY 2023  
 Circuit Court - Felony Criminal Cases

**BARREN COUNTY**

There were 1,454 Felony level charges and 16 Non-Felony level charges disposed within 855 Circuit Criminal cases during the Fiscal Year. Non-Felony charges include Misdemeanor, Violation, Local Ordinance or Other charges within those cases.

		Charges	Cases
BARREN	Felony	1,454	840
	Felony amended to Non-Felony	16	



27A.460(1) Conviction Percentages  
 27A.460(3) Percentage of Acquittals  
 27A.460(4) Percentage of Dismissals

\* A case may consist of one or multiple convicted charges, the distinct count on cases counts the case only once.  
 \* Other Disposition types include: Denied, Extradition, Grand Jury, Granted, Merged, Mistrial, Grand Jury, Other, Remanded, and Sealed Records.



**ADMINISTRATIVE OFFICE OF THE COURTS**  
**Research and Statistics**  
 Annual Report FY 2023  
 Circuit Court - Felony Criminal Cases

**BARREN COUNTY**

Felony Charges Convicted by Highest Penalty Type

Penalty Type	FELONY			MISDEMEANOR			VIOLATION			Grand Total		
	Charges	% of Chgs	Cases	Charges	% of Chgs	Cases	Charges	% of Chgs	Cases	Charges	% of Chgs	Cases
Incarcerated Prison	255	30.6%	109	2	0.3%	2				257	15.7%	109
Incarcerated Jail	35	4.2%	31	180	22.5%	91				215	13.1%	103
Alternative: Home Incarcerati..	7	0.8%	7							7	0.4%	7
Alternative: Probation	533	64.0%	379	617	77.1%	320				1,150	70.2%	417
Other Penalty	3	0.4%	3				6	100.0%	3	9	0.5%	6
No Sentence				1	0.1%	1				1	0.1%	1
<b>Grand Total</b>	<b>833</b>	<b>100.0%</b>	<b>521</b>	<b>800</b>	<b>100.0%</b>	<b>406</b>	<b>6</b>	<b>100.0%</b>	<b>3</b>	<b>1,639</b>	<b>100.0%</b>	<b>555</b>

27A.460(2) Percentages of fines, imprisonment, or other penalty assessment

Original & Final Plea Type

		GUILTY	NOT GUILTY	UNKNOWN PLEA TYPE	Grand Total
Felony Charges	Original Plea	832 (57.2%)	4 (0.3%)	618 (42.5%)	1,454 (100.0%)
	Final Plea	836 (57.5%)		618 (42.5%)	1,454 (100.0%)
Felony amended to Non-Felony	Original Plea			16 (100.0%)	16 (100.0%)
	Final Plea			16 (100.0%)	16 (100.0%)

27A.460(5) Percentage of pleas as charges

27A.460(6) Percentage of pleas to reduce charges

\* A case may consist of one or multiple convicted charges, the distinct count on cases counts the case only once.

\* Convicted charges, percent of charges and the distinct count of cases are sorted by the highest sentence penalty for each of the convicted charges (Guilty, Guilty - Multiple Counts, Prepayable Citation - Paid or Guilty - Sealed Sentence, Enhanced).



**ADMINISTRATIVE OFFICE OF THE COURTS**  
**Research and Statistics**  
 Annual Report FY 2023  
 Circuit Court - Felony Criminal Cases

**BARREN COUNTY**

Cases can have multiple charges which are heard either by a Court Trial, Jury Trial, No Trial or by a combination of trial types. Cases are categorized by how all the charges within the case were disposed. If all charges were disposed by the same trial type, it is counted in the separate category, otherwise, it is counted within the Mixed Trial category. If a charge had no trial type entered or it had No Trial, then it is counted in the No Trial category.

Cases by Trial Type  
 27A.460(7), (8), (9), (10)

	Jury Trial	Mixed Trial	No Trial	Grand Total
Felony Amended to Non-Felony			15	15
			100.00%	100.00%
Felony Charges	1	3	836	840
	0.12%	0.36%	99.52%	100.00%
Felony Convictions	1	1	519	521
	0.19%	0.19%	99.62%	100.00%

- 27A.460(7) Percentage of disposition to guilty as charged by trial
- 27A.460(8) Percentage of those found guilty of lesser charge by trial
- 27A.460(9) Percentage of cases where jury trial taken
- 27A.460(10) Percentage of trials which are bench (court) trials

Shock Probation by Disposition Type  
 27A.440(3)(b)

	Denied	Granted	Grand Total
0026090 SHOCK PROBATION IN FELONY CONVICTIONS	84	7	91
	92.31%	7.69%	100.00%

27A.440(3)(b) Extracted data on shock probation shall be placed in the annual report of the Administrative Office of the Courts

\* A case may consist of one or multiple convicted charges, the distinct count on cases counts the case only once.  
 \* Other Disposition types include: Denied, Extradition, Grand Jury, Granted, Merged, Mistrial, Grand Jury, Other, Remanded, and Sealed Records.



**ADMINISTRATIVE OFFICE OF THE COURTS**  
**Research and Statistics**  
 Annual Report FY 2023  
 Circuit Court - Felony Criminal Cases  
**BARREN COUNTY**

### Youthful Offenders

There were 1 Felony level charges and 0 Non-Felony level charges disposed within 1 Circuit Criminal cases during the fiscal year. Non-Felony charges include Misdemeanor, Violation, Local Ordinance, or Other charges within those cases.

27A.460(11)

	Charges	Cases
Felony	1	1
Felony Amended to Non-Felony	0	0

27A.460(11) The number of juvenile offenders tried as an adult

Of the 1 Felony level charges disposed within the Youthful Offender cases, 1 (100.0%) charges were convicted.

Youthful Offender

	Conviction	Grand Total
Felony Charges by Disposition Type	1	1

Note: A youth charged prior to their 18th birthday, proceeded against as a youthful offender under KRS 635.020(7) may not be included in the above.

KRS 635.020(7) If a person who is eighteen (18) or older is charged with a felony that occurred prior to their eighteenth birthday, the court shall, upon motion of the county attorney made prior to adjudication and consultation with the Commonwealth's Attorney, the case may proceed in accordance with the provisions of KRS 640.010.

\* A case may consist of one or multiple convicted charges, the distinct count on cases counts the case only once.

\* Other disposition types include: Denied, Extradition, Grand Jury, Granted, Merged, Mistrial, Grand Jury, Other, Remanded, and Sealed Records.

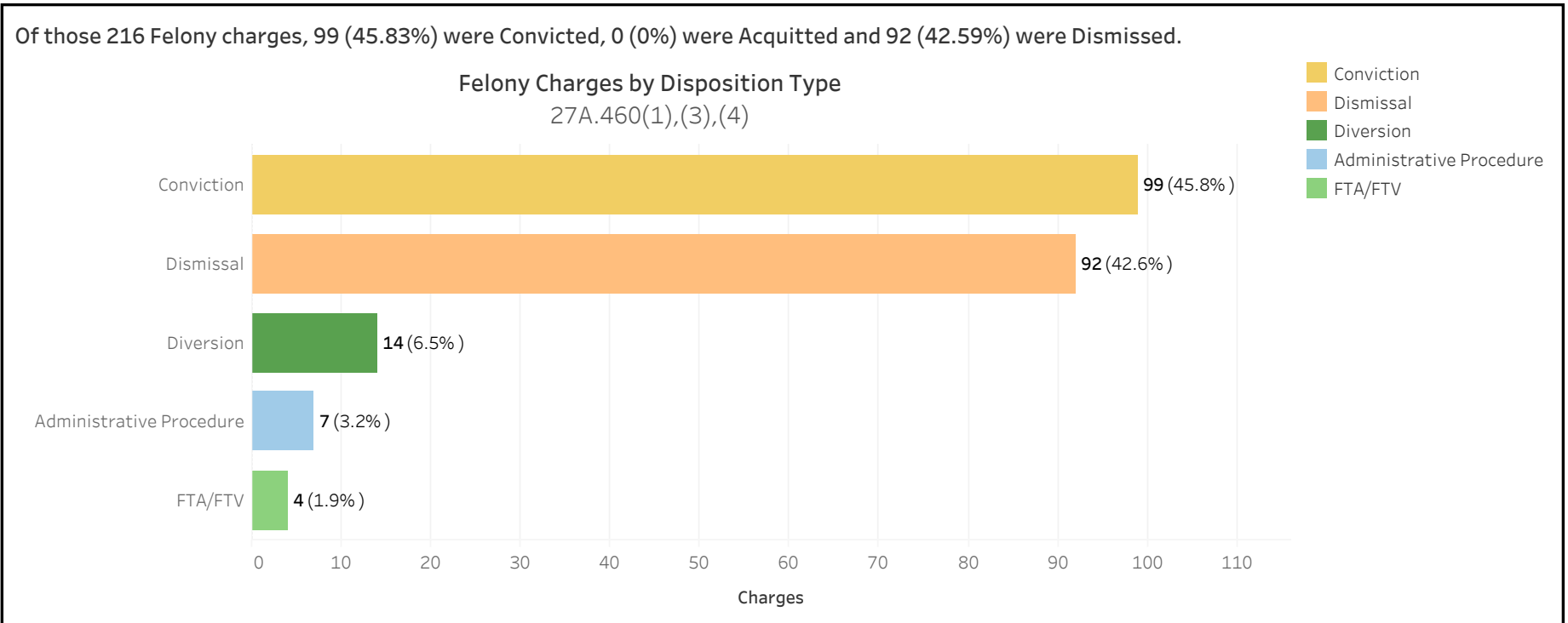


**ADMINISTRATIVE OFFICE OF THE COURTS**  
**Research and Statistics**  
 Annual Report FY 2023  
 Circuit Court - Felony Criminal Cases

**BATH COUNTY**

There were 216 Felony level charges and 20 Non-Felony level charges disposed within 172 Circuit Criminal cases during the Fiscal Year. Non-Felony charges include Misdemeanor, Violation, Local Ordinance or Other charges within those cases.

		Charges	Cases
BATH	Felony	216	153
	Felony amended to Non-Felony	20	



27A.460(1) Conviction Percentages  
 27A.460(3) Percentage of Acquittals  
 27A.460(4) Percentage of Dismissals

\* A case may consist of one or multiple convicted charges, the distinct count on cases counts the case only once.  
 \* Other Disposition types include: Denied, Extradition, Grand Jury, Granted, Merged, Mistrial, Grand Jury, Other, Remanded, and Sealed Records.



**ADMINISTRATIVE OFFICE OF THE COURTS**  
**Research and Statistics**  
 Annual Report FY 2023  
 Circuit Court - Felony Criminal Cases

**BATH COUNTY**

Felony Charges Convicted by Highest Penalty Type

Penalty Type	FELONY			MISDEMEANOR			VIOLATION			Grand Total		
	Charges	% of Chgs	Cases	Charges	% of Chgs	Cases	Charges	% of Chgs	Cases	Charges	% of Chgs	Cases
Incarcerated Prison	26	26.8%	19	1	0.9%	1				27	12.3%	19
Incarcerated Jail	8	8.2%	6	27	23.7%	16				35	15.9%	18
Alternative: Probation	3	3.1%	3	16	14.0%	11				19	8.6%	13
Alternative: Cond. Discharged				9	7.9%	6				9	4.1%	6
Alternative Sentence	38	39.2%	33	30	26.3%	22				68	30.9%	40
Pay Fine							7	77.8%	4	7	3.2%	4
Other Penalty	9	9.3%	6	9	7.9%	7				18	8.2%	9
No Sentence	13	13.4%	11	22	19.3%	8	2	22.2%	2	37	16.8%	13
<b>Grand Total</b>	<b>97</b>	<b>100.0%</b>	<b>76</b>	<b>114</b>	<b>100.0%</b>	<b>63</b>	<b>9</b>	<b>100.0%</b>	<b>6</b>	<b>220</b>	<b>100.0%</b>	<b>96</b>

27A.460(2) Percentages of fines, imprisonment, or other penalty assessment

Original & Final Plea Type

		GUILTY	NOT GUILTY	UNKNOWN PLEA TYPE	Grand Total
Felony Charges	Original Plea	4 (1.9%)	23 (10.6%)	189 (87.5%)	216 (100.0%)
	Final Plea	27 (12.5%)		189 (87.5%)	216 (100.0%)
Felony amended to Non-Felony	Original Plea			20 (100.0%)	20 (100.0%)
	Final Plea			20 (100.0%)	20 (100.0%)

27A.460(5) Percentage of pleas as charges

27A.460(6) Percentage of pleas to reduce charges

\* A case may consist of one or multiple convicted charges, the distinct count on cases counts the case only once.

\* Convicted charges, percent of charges and the distinct count of cases are sorted by the highest sentence penalty for each of the convicted charges (Guilty, Guilty - Multiple Counts, Prepayable Citation - Paid or Guilty - Sealed Sentence, Enhanced).





**ADMINISTRATIVE OFFICE OF THE COURTS**  
**Research and Statistics**  
 Annual Report FY 2023  
 Circuit Court - Felony Criminal Cases

**BATH COUNTY**

Cases can have multiple charges which are heard either by a Court Trial, Jury Trial, No Trial or by a combination of trial types. Cases are categorized by how all the charges within the case were disposed. If all charges were disposed by the same trial type, it is counted in the separate category, otherwise, it is counted within the Mixed Trial category. If a charge had no trial type entered or it had No Trial, then it is counted in the No Trial category.

Cases by Trial Type  
 27A.460(7), (8), (9), (10)

	Jury Trial	Mixed Trial	No Trial	Grand Total
Felony Amended to Non-Felony			19	19
			100.00%	100.00%
Felony Charges	1	8	144	153
	0.65%	5.23%	94.12%	100.00%
Felony Convictions		8	68	76
		10.53%	89.47%	100.00%

- 27A.460(7) Percentage of disposition to guilty as charged by trial
- 27A.460(8) Percentage of those found guilty of lesser charge by trial
- 27A.460(9) Percentage of cases where jury trial taken
- 27A.460(10) Percentage of trials which are bench (court) trials

Shock Probation by Disposition Type  
 27A.440(3)(b)

	Denied	Granted	Grand Total
0026090 SHOCK PROBATION IN FELONY CONVICTIONS	3	7	10
	30.00%	70.00%	100.00%

27A.440(3)(b) Extracted data on shock probation shall be placed in the annual report of the Administrative Office of the Courts

\* A case may consist of one or multiple convicted charges, the distinct count on cases counts the case only once.  
 \* Other Disposition types include: Denied, Extradition, Grand Jury, Granted, Merged, Mistrial, Grand Jury, Other, Remanded, and Sealed Records.



**ADMINISTRATIVE OFFICE OF THE COURTS**  
**Research and Statistics**  
 Annual Report FY 2023  
 Circuit Court - Felony Criminal Cases  
**BATH COUNTY**

### Youthful Offenders

There were 0 Felony level charges and 0 Non-Felony level charges disposed within 0 Circuit Criminal cases during the fiscal year. Non-Felony charges include Misdemeanor, Violation, Local Ordinance, or Other charges within those cases.

27A.460(11)

	Charges	Cases
Felony		
Felony Amended to Non-Felony		

27A.460(11) The number of juvenile offenders tried as an adult

Of the 0 Felony level charges disposed within the Youthful Offender cases, 0 (None%) charges were convicted.

Youthful Offender

		Grand Total
Felony Charges by Disposition Type	0	0

Note: A youth charged prior to their 18th birthday, proceeded against as a youthful offender under KRS 635.020(7) may not be included in the above.

KRS 635.020(7) If a person who is eighteen (18) or older is charged with a felony that occurred prior to their eighteenth birthday, the court shall, upon motion of the county attorney made prior to adjudication and consultation with the Commonwealth's Attorney, the case may proceed in accordance with the provisions of KRS 640.010.

\* A case may consist of one or multiple convicted charges, the distinct count on cases counts the case only once.

\* Other disposition types include: Denied, Extradition, Grand Jury, Granted, Merged, Mistrial, Grand Jury, Other, Remanded, and Sealed Records.

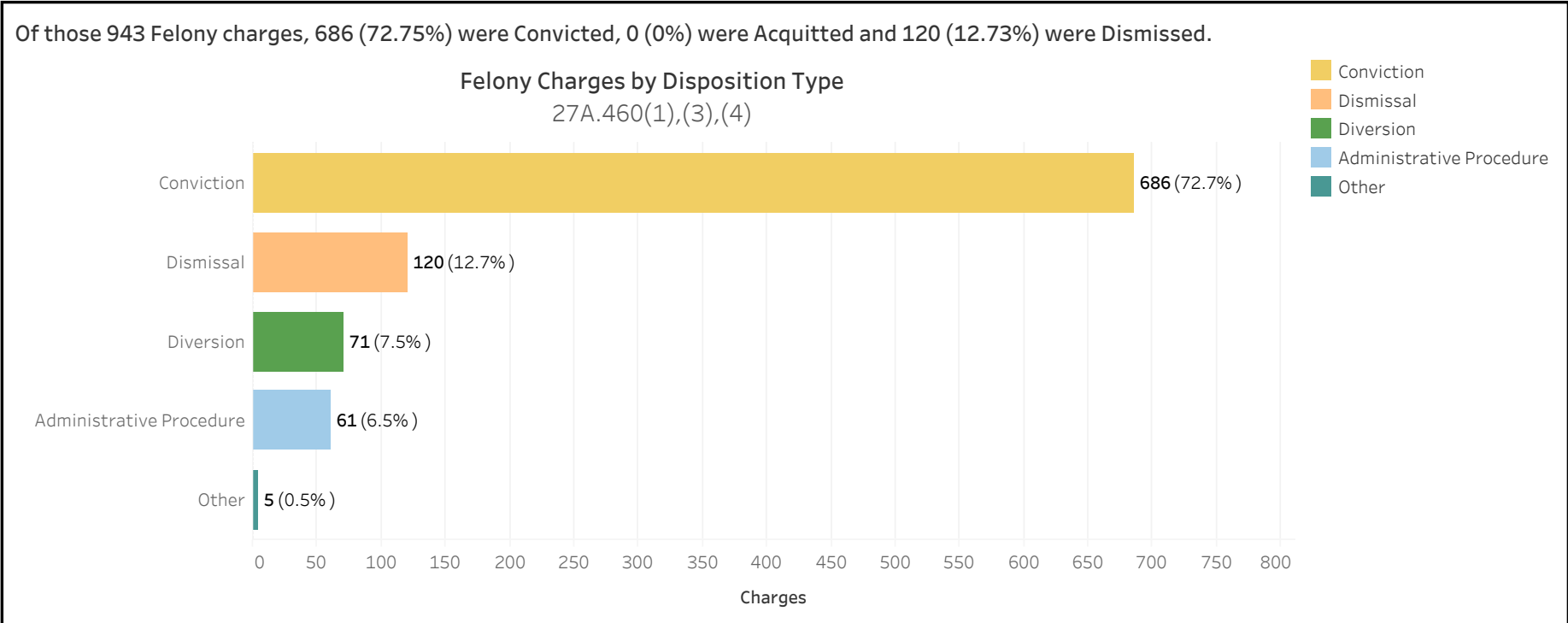


**ADMINISTRATIVE OFFICE OF THE COURTS**  
**Research and Statistics**  
 Annual Report FY 2023  
 Circuit Court - Felony Criminal Cases

**BELL COUNTY**

There were 943 Felony level charges and 26 Non-Felony level charges disposed within 572 Circuit Criminal cases during the Fiscal Year. Non-Felony charges include Misdemeanor, Violation, Local Ordinance or Other charges within those cases.

		Charges	Cases
BELL	Felony	943	555
	Felony amended to Non-Felony	26	



27A.460(1) Conviction Percentages  
 27A.460(3) Percentage of Acquittals  
 27A.460(4) Percentage of Dismissals

\* A case may consist of one or multiple convicted charges, the distinct count on cases counts the case only once.  
 \* Other Disposition types include: Denied, Extradition, Grand Jury, Granted, Merged, Mistrial, Grand Jury, Other, Remanded, and Sealed Records.



**ADMINISTRATIVE OFFICE OF THE COURTS**  
**Research and Statistics**  
 Annual Report FY 2023  
 Circuit Court - Felony Criminal Cases

**BELL COUNTY**

Felony Charges Convicted by Highest Penalty Type

Penalty Type	FELONY			MISDEMEANOR			Grand Total		
	Charges	% of Chgs	Cases	Charges	% of Chgs	Cases	Charges	% of Chgs	Cases
Incarcerated Prison	280	42.7%	153	2	0.6%	2	282	28.4%	154
Incarcerated Jail	93	14.2%	85	193	57.1%	115	286	28.8%	165
Alternative: Probation	234	35.7%	182	30	8.9%	13	264	26.6%	190
Pay Fine				7	2.1%	7	7	0.7%	7
Pay Court Cost	3	0.5%	3				3	0.3%	3
Other Penalty	17	2.6%	11	101	29.9%	55	118	11.9%	60
No Sentence	29	4.4%	29	5	1.5%	4	34	3.4%	33
<b>Grand Total</b>	<b>656</b>	<b>100.0%</b>	<b>439</b>	<b>338</b>	<b>100.0%</b>	<b>184</b>	<b>994</b>	<b>100.0%</b>	<b>451</b>

27A.460(2) Percentages of fines, imprisonment, or other penalty assessment

Original & Final Plea Type

		GUILTY	NOT GUILTY	UNKNOWN PLEA TYPE	Grand Total
Felony Charges	Original Plea	163 (17.3%)	703 (74.5%)	77 (8.2%)	943 (100.0%)
	Final Plea	758 (80.4%)	108 (11.5%)	77 (8.2%)	943 (100.0%)
Felony amended to Non-Felony	Original Plea		26 (100.0%)		26 (100.0%)
	Final Plea	1 (3.8%)	25 (96.2%)		26 (100.0%)

27A.460(5) Percentage of pleas as charges

27A.460(6) Percentage of pleas to reduce charges

\* A case may consist of one or multiple convicted charges, the distinct count on cases counts the case only once.

\* Convicted charges, percent of charges and the distinct count of cases are sorted by the highest sentence penalty for each of the convicted charges (Guilty, Guilty - Multiple Counts, Prepayable Citation - Paid or Guilty - Sealed Sentence, Enhanced).



**ADMINISTRATIVE OFFICE OF THE COURTS**  
**Research and Statistics**  
 Annual Report FY 2023  
 Circuit Court - Felony Criminal Cases

**BELL COUNTY**

Cases can have multiple charges which are heard either by a Court Trial, Jury Trial, No Trial or by a combination of trial types. Cases are categorized by how all the charges within the case were disposed. If all charges were disposed by the same trial type, it is counted in the separate category, otherwise, it is counted within the Mixed Trial category. If a charge had no trial type entered or it had No Trial, then it is counted in the No Trial category.

Cases by Trial Type  
 27A.460(7), (8), (9), (10)

	Mixed Trial	No Trial	Grand Total
Felony Amended to Non-Felony	1 5.88%	16 94.12%	17 100.00%
Felony Charges	40 7.21%	515 92.79%	555 100.00%
Felony Convictions	31 7.06%	408 92.94%	439 100.00%

- 27A.460(7) Percentage of disposition to guilty as charged by trial
- 27A.460(8) Percentage of those found guilty of lesser charge by trial
- 27A.460(9) Percentage of cases where jury trial taken
- 27A.460(10) Percentage of trials which are bench (court) trials

Shock Probation by Disposition Type  
 27A.440(3)(b)

	Denied	Granted	Other	Grand Total
0026090 SHOCK PROBATION IN FELONY CONVICTIONS	59 76.62%	16 20.78%	2 2.60%	77 100.00%

27A.440(3)(b) Extracted data on shock probation shall be placed in the annual report of the Administrative Office of the Courts

\* A case may consist of one or multiple convicted charges, the distinct count on cases counts the case only once.  
 \* Other Disposition types include: Denied, Extradition, Grand Jury, Granted, Merged, Mistrial, Grand Jury, Other, Remanded, and Sealed Records.



**ADMINISTRATIVE OFFICE OF THE COURTS**  
**Research and Statistics**  
 Annual Report FY 2023  
 Circuit Court - Felony Criminal Cases  
**BELL COUNTY**

### Youthful Offenders

There were 0 Felony level charges and 0 Non-Felony level charges disposed within 0 Circuit Criminal cases during the fiscal year. Non-Felony charges include Misdemeanor, Violation, Local Ordinance, or Other charges within those cases.

27A.460(11)

	Charges	Cases
Felony		
Felony Amended to Non-Felony		

27A.460(11) The number of juvenile offenders tried as an adult

Of the 0 Felony level charges disposed within the Youthful Offender cases, 0 (None%) charges were convicted.

Youthful Offender

		Grand Total
Felony Charges by Disposition Type	0	0

Note: A youth charged prior to their 18th birthday, proceeded against as a youthful offender under KRS 635.020(7) may not be included in the above.

KRS 635.020(7) If a person who is eighteen (18) or older is charged with a felony that occurred prior to their eighteenth birthday, the court shall, upon motion of the county attorney made prior to adjudication and consultation with the Commonwealth's Attorney, the case may proceed in accordance with the provisions of KRS 640.010.

\* A case may consist of one or multiple convicted charges, the distinct count on cases counts the case only once.

\* Other disposition types include: Denied, Extradition, Grand Jury, Granted, Merged, Mistrial, Grand Jury, Other, Remanded, and Sealed Records.

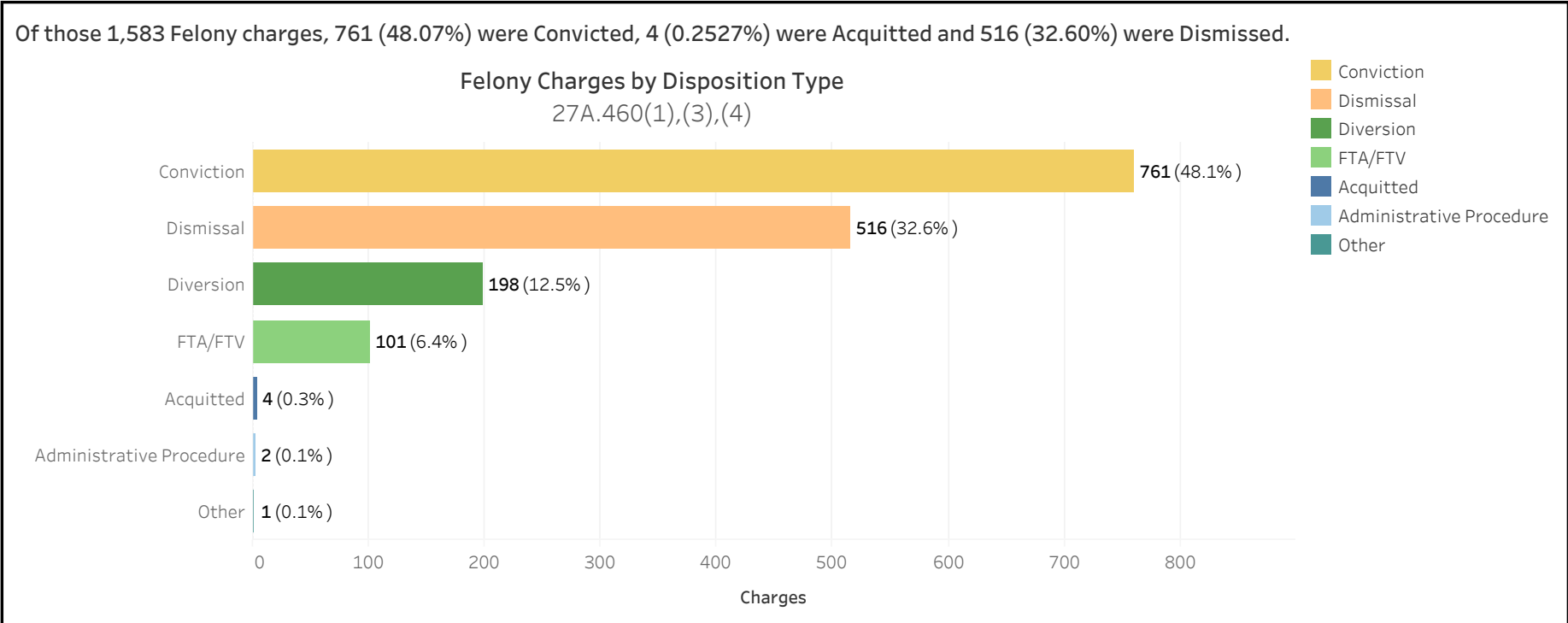


**ADMINISTRATIVE OFFICE OF THE COURTS**  
**Research and Statistics**  
 Annual Report FY 2023  
 Circuit Court - Felony Criminal Cases

**BOONE COUNTY**

There were 1,583 Felony level charges and 85 Non-Felony level charges disposed within 1,102 Circuit Criminal cases during the Fiscal Year. Non-Felony charges include Misdemeanor, Violation, Local Ordinance or Other charges within those cases.

		Charges	Cases
BOONE	Felony	1,583	1,029
	Felony amended to Non-Felony	85	



27A.460(1) Conviction Percentages  
 27A.460(3) Percentage of Acquittals  
 27A.460(4) Percentage of Dismissals

\* A case may consist of one or multiple convicted charges, the distinct count on cases counts the case only once.  
 \* Other Disposition types include: Denied, Extradition, Grand Jury, Granted, Merged, Mistrial, Grand Jury, Other, Remanded, and Sealed Records.



**ADMINISTRATIVE OFFICE OF THE COURTS**  
**Research and Statistics**  
 Annual Report FY 2023  
 Circuit Court - Felony Criminal Cases

**BOONE COUNTY**

Felony Charges Convicted by Highest Penalty Type

Penalty Type	FELONY			MISDEMEANOR			VIOLATION			Grand Total		
	Charges	% of Chgs	Cases	Charges	% of Chgs	Cases	Charges	% of Chgs	Cases	Charges	% of Chgs	Cases
Incarcerated Prison	303	39.8%	197	6	1.0%	6				309	21.8%	202
Incarcerated Jail	122	16.0%	102	237	37.7%	146				359	25.3%	188
Alternative: Probation	2	0.3%	2	3	0.5%	3				5	0.4%	4
Alternative: Cond. Discharged	30	3.9%	28	106	16.9%	70				136	9.6%	96
Alternative Sentence	47	6.2%	46	13	2.1%	11				60	4.2%	52
Pay Fine	31	4.1%	31	4	0.6%	4	8	27.6%	8	43	3.0%	42
Pay Court Cost	111	14.6%	111	14	2.2%	14				125	8.8%	124
Other Penalty	62	8.1%	38	172	27.4%	114	6	20.7%	6	240	16.9%	135
No Sentence	53	7.0%	30	73	11.6%	46	15	51.7%	11	141	9.9%	71
<b>Grand Total</b>	<b>761</b>	<b>100.0%</b>	<b>527</b>	<b>628</b>	<b>100.0%</b>	<b>398</b>	<b>29</b>	<b>100.0%</b>	<b>25</b>	<b>1,418</b>	<b>100.0%</b>	<b>639</b>

27A.460(2) Percentages of fines, imprisonment, or other penalty assessment

Original & Final Plea Type

		NOT GUILTY	UNKNOWN PLEA TYPE	Grand Total
Felony Charges	Original Plea	3 (0.2%)	1,580 (99.8%)	1,583 (100.0%)
	Final Plea	3 (0.2%)	1,580 (99.8%)	1,583 (100.0%)
Felony amended to Non-Felony	Original Plea		85 (100.0%)	85 (100.0%)
	Final Plea		85 (100.0%)	85 (100.0%)

27A.460(5) Percentage of pleas as charges

27A.460(6) Percentage of pleas to reduce charges

\* A case may consist of one or multiple convicted charges, the distinct count on cases counts the case only once.

\* Convicted charges, percent of charges and the distinct count of cases are sorted by the highest sentence penalty for each of the convicted charges (Guilty, Guilty - Multiple Counts, Prepayable Citation - Paid or Guilty - Sealed Sentence, Enhanced).





**ADMINISTRATIVE OFFICE OF THE COURTS**  
**Research and Statistics**  
 Annual Report FY 2023  
 Circuit Court - Felony Criminal Cases

**BOONE COUNTY**

Cases can have multiple charges which are heard either by a Court Trial, Jury Trial, No Trial or by a combination of trial types. Cases are categorized by how all the charges within the case were disposed. If all charges were disposed by the same trial type, it is counted in the separate category, otherwise, it is counted within the Mixed Trial category. If a charge had no trial type entered or it had No Trial, then it is counted in the No Trial category.

Cases by Trial Type  
 27A.460(7), (8), (9), (10)

	Jury Trial	Mixed Trial	No Trial	Grand Total
Felony Amended to Non-Felony	1 1.37%		72 98.63%	73 100.00%
Felony Charges	4 0.39%	5 0.49%	1,020 99.13%	1,029 100.00%
Felony Convictions	1 0.19%	2 0.38%	524 99.43%	527 100.00%

- 27A.460(7) Percentage of disposition to guilty as charged by trial
- 27A.460(8) Percentage of those found guilty of lesser charge by trial
- 27A.460(9) Percentage of cases where jury trial taken
- 27A.460(10) Percentage of trials which are bench (court) trials

Shock Probation by Disposition Type  
 27A.440(3)(b)

	Granted	Grand Total
0026090 SHOCK PROBATION IN FELONY CONVICTIONS	1 100.00%	1 100.00%

27A.440(3)(b) Extracted data on shock probation shall be placed in the annual report of the Administrative Office of the Courts

\* A case may consist of one or multiple convicted charges, the distinct count on cases counts the case only once.  
 \* Other Disposition types include: Denied, Extradition, Grand Jury, Granted, Merged, Mistrial, Grand Jury, Other, Remanded, and Sealed Records.



**ADMINISTRATIVE OFFICE OF THE COURTS**  
**Research and Statistics**  
 Annual Report FY 2023  
 Circuit Court - Felony Criminal Cases  
**BOONE COUNTY**

### Youthful Offenders

There were 0 Felony level charges and 0 Non-Felony level charges disposed within 0 Circuit Criminal cases during the fiscal year. Non-Felony charges include Misdemeanor, Violation, Local Ordinance, or Other charges within those cases.

27A.460(11)

	Charges	Cases
Felony		
Felony Amended to Non-Felony		

27A.460(11) The number of juvenile offenders tried as an adult

Of the 0 Felony level charges disposed within the Youthful Offender cases, 0 (None%) charges were convicted.

Youthful Offender

		Grand Total
Felony Charges by Disposition Type	0	0

Note: A youth charged prior to their 18th birthday, proceeded against as a youthful offender under KRS 635.020(7) may not be included in the above.

KRS 635.020(7) If a person who is eighteen (18) or older is charged with a felony that occurred prior to their eighteenth birthday, the court shall, upon motion of the county attorney made prior to adjudication and consultation with the Commonwealth's Attorney, the case may proceed in accordance with the provisions of KRS 640.010.

\* A case may consist of one or multiple convicted charges, the distinct count on cases counts the case only once.

\* Other disposition types include: Denied, Extradition, Grand Jury, Granted, Merged, Mistrial, Grand Jury, Other, Remanded, and Sealed Records.

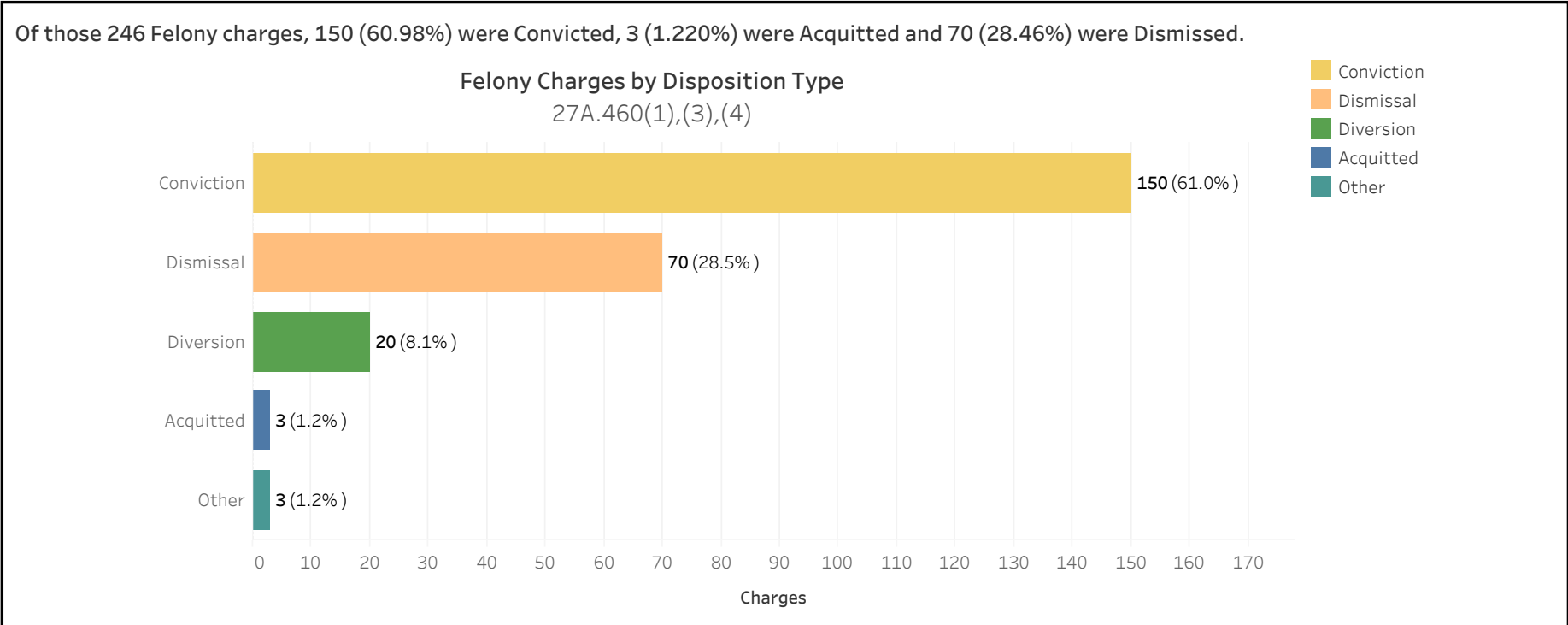


**ADMINISTRATIVE OFFICE OF THE COURTS**  
**Research and Statistics**  
 Annual Report FY 2023  
 Circuit Court - Felony Criminal Cases

**BOURBON COUNTY**

There were 246 Felony level charges and 28 Non-Felony level charges disposed within 178 Circuit Criminal cases during the Fiscal Year. Non-Felony charges include Misdemeanor, Violation, Local Ordinance or Other charges within those cases.

		Charges	Cases
BOURBON	Felony	246	163
	Felony amended to Non-Felony	28	



27A.460(1) Conviction Percentages  
 27A.460(3) Percentage of Acquittals  
 27A.460(4) Percentage of Dismissals

\* A case may consist of one or multiple convicted charges, the distinct count on cases counts the case only once.  
 \* Other Disposition types include: Denied, Extradition, Grand Jury, Granted, Merged, Mistrial, Grand Jury, Other, Remanded, and Sealed Records.



**ADMINISTRATIVE OFFICE OF THE COURTS**  
**Research and Statistics**  
 Annual Report FY 2023  
 Circuit Court - Felony Criminal Cases

**BOURBON COUNTY**

Felony Charges Convicted by Highest Penalty Type

Penalty Type	FELONY			MISDEMEANOR			VIOLATION			Grand Total		
	Charges	% of Chgs	Cases	Charges	% of Chgs	Cases	Charges	% of Chgs	Cases	Charges	% of Chgs	Cases
Incarcerated Prison	58	38.7%	40							58	24.3%	40
Incarcerated Jail	10	6.7%	8	33	37.5%	21				43	18.0%	25
Alternative: Probation	3	2.0%	3	1	1.1%	1				4	1.7%	4
Alternative Sentence	27	18.0%	26	11	12.5%	11				38	15.9%	36
Pay Fine				6	6.8%	6	1	100.0%	1	7	2.9%	7
Pay Court Cost	19	12.7%	19	7	8.0%	7				26	10.9%	26
Other Penalty	31	20.7%	26	30	34.1%	14				61	25.5%	36
No Sentence	2	1.3%	2							2	0.8%	2
<b>Grand Total</b>	<b>150</b>	<b>100.0%</b>	<b>115</b>	<b>88</b>	<b>100.0%</b>	<b>47</b>	<b>1</b>	<b>100.0%</b>	<b>1</b>	<b>239</b>	<b>100.0%</b>	<b>132</b>

27A.460(2) Percentages of fines, imprisonment, or other penalty assessment

Original & Final Plea Type

		GUILTY	NOT GUILTY	UNKNOWN PLEA TYPE	Grand Total
Felony Charges	Original Plea		166 (67.5%)	80 (32.5%)	246 (100.0%)
	Final Plea	135 (54.9%)	31 (12.6%)	80 (32.5%)	246 (100.0%)
Felony amended to Non-Felony	Original Plea		5 (17.9%)	23 (82.1%)	28 (100.0%)
	Final Plea	2 (7.1%)	3 (10.7%)	23 (82.1%)	28 (100.0%)

27A.460(5) Percentage of pleas as charges

27A.460(6) Percentage of pleas to reduce charges

\* A case may consist of one or multiple convicted charges, the distinct count on cases counts the case only once.

\* Convicted charges, percent of charges and the distinct count of cases are sorted by the highest sentence penalty for each of the convicted charges (Guilty, Guilty - Multiple Counts, Prepayable Citation - Paid or Guilty - Sealed Sentence, Enhanced).



**ADMINISTRATIVE OFFICE OF THE COURTS**  
**Research and Statistics**  
 Annual Report FY 2023  
 Circuit Court - Felony Criminal Cases

**BOURBON COUNTY**

Cases can have multiple charges which are heard either by a Court Trial, Jury Trial, No Trial or by a combination of trial types. Cases are categorized by how all the charges within the case were disposed. If all charges were disposed by the same trial type, it is counted in the separate category, otherwise, it is counted within the Mixed Trial category. If a charge had no trial type entered or it had No Trial, then it is counted in the No Trial category.

Cases by Trial Type  
 27A.460(7), (8), (9), (10)

	Jury Trial	Mixed Trial	No Trial	Grand Total
Felony Amended to Non-Felony		3 20.00%	12 80.00%	15 100.00%
Felony Charges	1 0.61%	25 15.34%	137 84.05%	163 100.00%
Felony Convictions		19 16.52%	96 83.48%	115 100.00%

- 27A.460(7) Percentage of disposition to guilty as charged by trial
- 27A.460(8) Percentage of those found guilty of lesser charge by trial
- 27A.460(9) Percentage of cases where jury trial taken
- 27A.460(10) Percentage of trials which are bench (court) trials

Shock Probation by Disposition Type  
 27A.440(3)(b)

	Grand Total
0	0

27A.440(3)(b) Extracted data on shock probation shall be placed in the annual report of the Administrative Office of the Courts

\* A case may consist of one or multiple convicted charges, the distinct count on cases counts the case only once.  
 \* Other Disposition types include: Denied, Extradition, Grand Jury, Granted, Merged, Mistrial, Grand Jury, Other, Remanded, and Sealed Records.



**ADMINISTRATIVE OFFICE OF THE COURTS**  
**Research and Statistics**  
 Annual Report FY 2023  
 Circuit Court - Felony Criminal Cases  
**BOURBON COUNTY**

### Youthful Offenders

There were 0 Felony level charges and 0 Non-Felony level charges disposed within 0 Circuit Criminal cases during the fiscal year. Non-Felony charges include Misdemeanor, Violation, Local Ordinance, or Other charges within those cases.

27A.460(11)

	Charges	Cases
Felony		
Felony Amended to Non-Felony		

27A.460(11) The number of juvenile offenders tried as an adult

Of the 0 Felony level charges disposed within the Youthful Offender cases, 0 (None%) charges were convicted.

Youthful Offender

		Grand Total
Felony Charges by Disposition Type	0	0

Note: A youth charged prior to their 18th birthday, proceeded against as a youthful offender under KRS 635.020(7) may not be included in the above.

KRS 635.020(7) If a person who is eighteen (18) or older is charged with a felony that occurred prior to their eighteenth birthday, the court shall, upon motion of the county attorney made prior to adjudication and consultation with the Commonwealth's Attorney, the case may proceed in accordance with the provisions of KRS 640.010.

\* A case may consist of one or multiple convicted charges, the distinct count on cases counts the case only once.

\* Other disposition types include: Denied, Extradition, Grand Jury, Granted, Merged, Mistrial, Grand Jury, Other, Remanded, and Sealed Records.

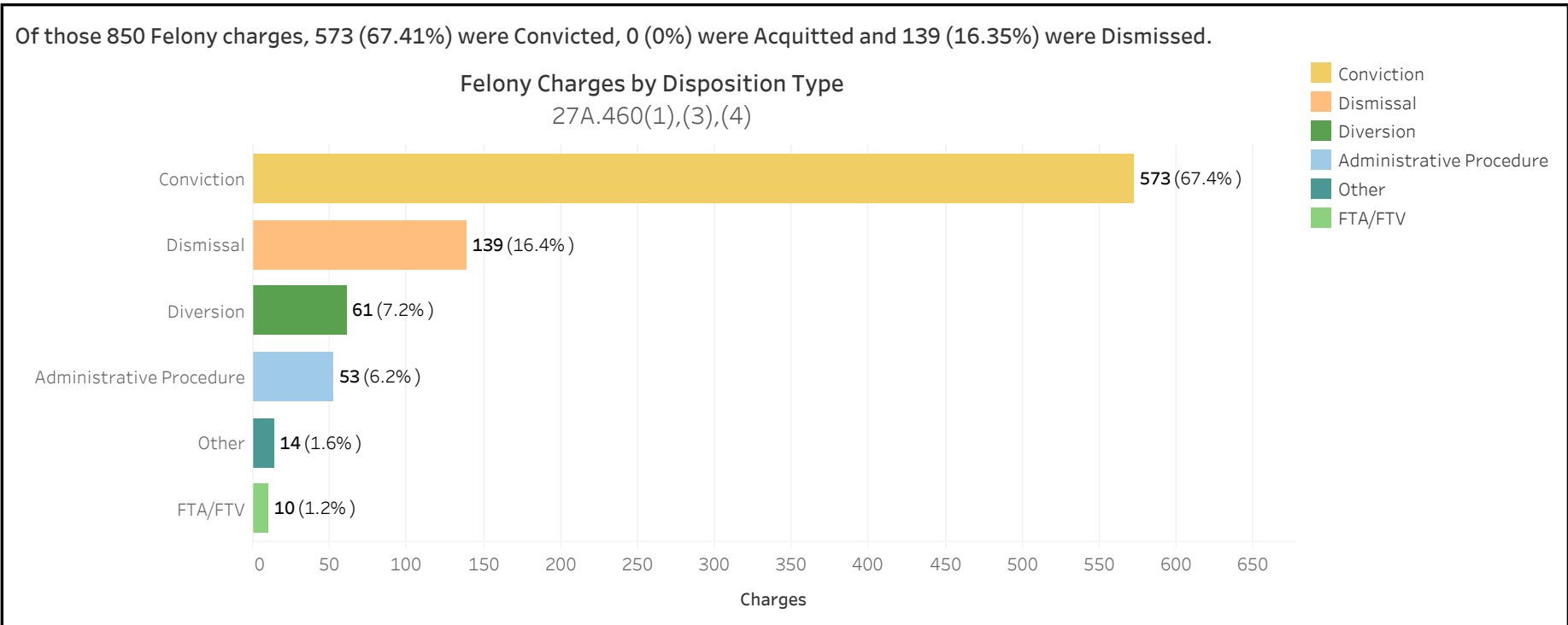


**ADMINISTRATIVE OFFICE OF THE COURTS**  
**Research and Statistics**  
 Annual Report FY 2023  
 Circuit Court - Felony Criminal Cases

**BOYD COUNTY**

There were 850 Felony level charges and 51 Non-Felony level charges disposed within 565 Circuit Criminal cases during the Fiscal Year. Non-Felony charges include Misdemeanor, Violation, Local Ordinance or Other charges within those cases.

		Charges	Cases
BOYD	Felony	850	521
	Felony amended to Non-Felony	51	



27A.460(1) Conviction Percentages  
 27A.460(3) Percentage of Acquittals  
 27A.460(4) Percentage of Dismissals

\* A case may consist of one or multiple convicted charges, the distinct count on cases counts the case only once.  
 \* Other Disposition types include: Denied, Extradition, Grand Jury, Granted, Merged, Mistrial, Grand Jury, Other, Remanded, and Sealed Records.



**ADMINISTRATIVE OFFICE OF THE COURTS**  
**Research and Statistics**  
 Annual Report FY 2023  
 Circuit Court - Felony Criminal Cases

**BOYD COUNTY**

Felony Charges Convicted by Highest Penalty Type

Penalty Type	FELONY			MISDEMEANOR			VIOLATION			Grand Total		
	Charges	% of Chgs	Cases	Charges	% of Chgs	Cases	Charges	% of Chgs	Cases	Charges	% of Chgs	Cases
Incarcerated Prison	312	54.5%	116	4	1.9%	4				316	39.1%	117
Incarcerated Jail	67	11.7%	56	90	43.7%	61				157	19.4%	102
Alternative: Home Incarcerati..	6	1.0%	6							6	0.7%	6
Alternative: Probation	165	28.8%	132	81	39.3%	62	4	13.8%	2	250	30.9%	151
Alternative Sentence	3	0.5%	3	7	3.4%	7	2	6.9%	2	12	1.5%	11
Pay Fine				10	4.9%	8	21	72.4%	14	31	3.8%	17
Pay Court Cost	9	1.6%	9	1	0.5%	1				10	1.2%	10
Other Penalty							1	3.4%	1	1	0.1%	1
No Sentence	11	1.9%	10	13	6.3%	10	1	3.4%	1	25	3.1%	17
<b>Grand Total</b>	<b>573</b>	<b>100.0%</b>	<b>325</b>	<b>206</b>	<b>100.0%</b>	<b>139</b>	<b>29</b>	<b>100.0%</b>	<b>18</b>	<b>808</b>	<b>100.0%</b>	<b>357</b>

27A.460(2) Percentages of fines, imprisonment, or other penalty assessment

Original & Final Plea Type

		GUILTY	NOT GUILTY	UNKNOWN PLEA TYPE	Grand Total
Felony Charges	Original Plea	21 (2.5%)	336 (39.5%)	493 (58.0%)	850 (100.0%)
	Final Plea	357 (42.0%)		493 (58.0%)	850 (100.0%)
Felony amended to Non-Felony	Original Plea			51 (100.0%)	51 (100.0%)
	Final Plea			51 (100.0%)	51 (100.0%)

27A.460(5) Percentage of pleas as charges

27A.460(6) Percentage of pleas to reduce charges

\* A case may consist of one or multiple convicted charges, the distinct count on cases counts the case only once.

\* Convicted charges, percent of charges and the distinct count of cases are sorted by the highest sentence penalty for each of the convicted charges (Guilty, Guilty - Multiple Counts, Prepayable Citation - Paid or Guilty - Sealed Sentence, Enhanced).





**ADMINISTRATIVE OFFICE OF THE COURTS**  
**Research and Statistics**  
 Annual Report FY 2023  
 Circuit Court - Felony Criminal Cases

**BOYD COUNTY**

Cases can have multiple charges which are heard either by a Court Trial, Jury Trial, No Trial or by a combination of trial types. Cases are categorized by how all the charges within the case were disposed. If all charges were disposed by the same trial type, it is counted in the separate category, otherwise, it is counted within the Mixed Trial category. If a charge had no trial type entered or it had No Trial, then it is counted in the No Trial category.

Cases by Trial Type  
 27A.460(7), (8), (9), (10)

	Mixed Trial	No Trial	Grand Total
Felony Amended to Non-Felony	1 2.27%	43 97.73%	44 100.00%
Felony Charges	5 0.96%	516 99.04%	521 100.00%
Felony Convictions	4 1.23%	321 98.77%	325 100.00%

- 27A.460(7) Percentage of disposition to guilty as charged by trial
- 27A.460(8) Percentage of those found guilty of lesser charge by trial
- 27A.460(9) Percentage of cases where jury trial taken
- 27A.460(10) Percentage of trials which are bench (court) trials

Shock Probation by Disposition Type  
 27A.440(3)(b)

	Denied	Granted	Grand Total
0026090 SHOCK PROBATION IN FELONY CONVICTIONS	26 76.47%	8 23.53%	34 100.00%

27A.440(3)(b) Extracted data on shock probation shall be placed in the annual report of the Administrative Office of the Courts

\* A case may consist of one or multiple convicted charges, the distinct count on cases counts the case only once.  
 \* Other Disposition types include: Denied, Extradition, Grand Jury, Granted, Merged, Mistrial, Grand Jury, Other, Remanded, and Sealed Records.



**ADMINISTRATIVE OFFICE OF THE COURTS**  
**Research and Statistics**  
 Annual Report FY 2023  
 Circuit Court - Felony Criminal Cases  
**BOYD COUNTY**

### Youthful Offenders

There were 0 Felony level charges and 0 Non-Felony level charges disposed within 0 Circuit Criminal cases during the fiscal year. Non-Felony charges include Misdemeanor, Violation, Local Ordinance, or Other charges within those cases.

27A.460(11)

	Charges	Cases
Felony		
Felony Amended to Non-Felony		

27A.460(11) The number of juvenile offenders tried as an adult

Of the 0 Felony level charges disposed within the Youthful Offender cases, 0 (None%) charges were convicted.

Youthful Offender

		Grand Total
Felony Charges by Disposition Type	0	0

Note: A youth charged prior to their 18th birthday, proceeded against as a youthful offender under KRS 635.020(7) may not be included in the above.

KRS 635.020(7) If a person who is eighteen (18) or older is charged with a felony that occurred prior to their eighteenth birthday, the court shall, upon motion of the county attorney made prior to adjudication and consultation with the Commonwealth's Attorney, the case may proceed in accordance with the provisions of KRS 640.010.

\* A case may consist of one or multiple convicted charges, the distinct count on cases counts the case only once.

\* Other disposition types include: Denied, Extradition, Grand Jury, Granted, Merged, Mistrial, Grand Jury, Other, Remanded, and Sealed Records.

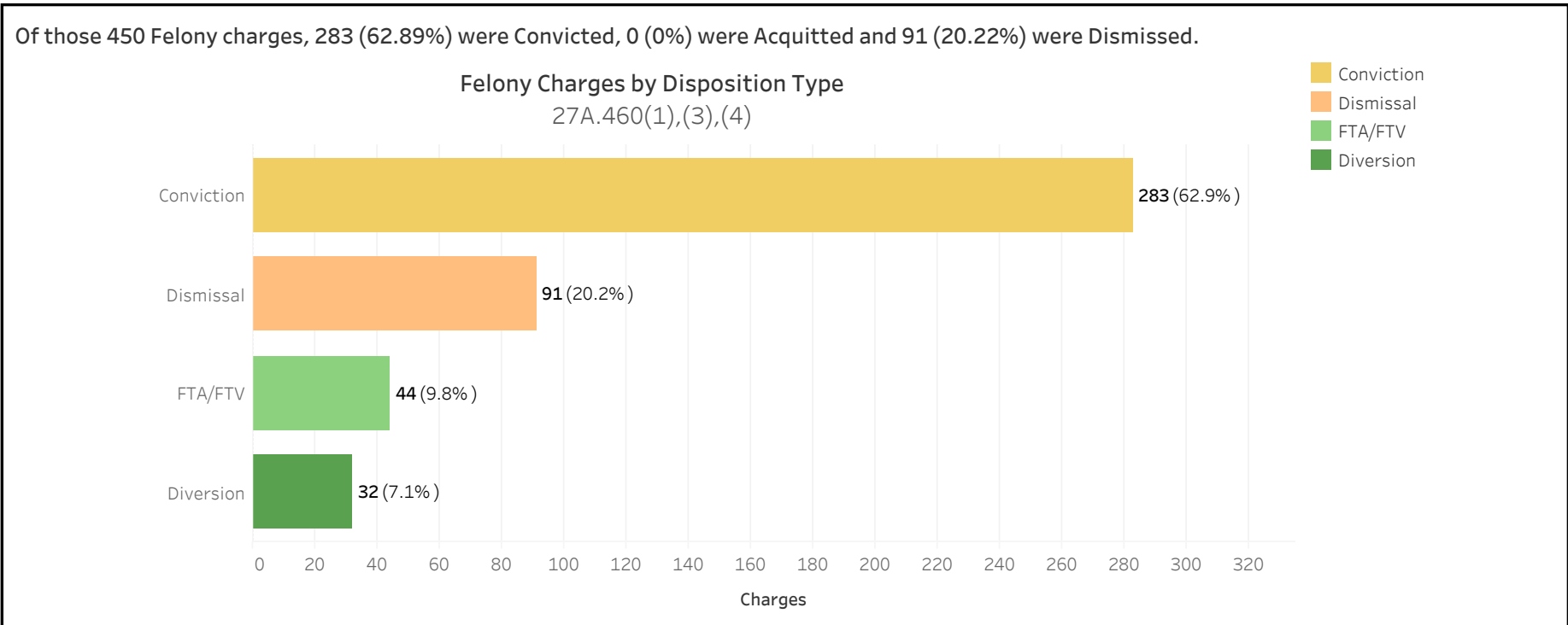


**ADMINISTRATIVE OFFICE OF THE COURTS**  
**Research and Statistics**  
 Annual Report FY 2023  
 Circuit Court - Felony Criminal Cases

**BOYLE COUNTY**

There were 450 Felony level charges and 127 Non-Felony level charges disposed within 326 Circuit Criminal cases during the Fiscal Year. Non-Felony charges include Misdemeanor, Violation, Local Ordinance or Other charges within those cases.

		Charges	Cases
BOYLE	Felony	450	231
	Felony amended to Non-Felony	127	



27A.460(1) Conviction Percentages  
 27A.460(3) Percentage of Acquittals  
 27A.460(4) Percentage of Dismissals

\* A case may consist of one or multiple convicted charges, the distinct count on cases counts the case only once.  
 \* Other Disposition types include: Denied, Extradition, Grand Jury, Granted, Merged, Mistrial, Grand Jury, Other, Remanded, and Sealed Records.



**ADMINISTRATIVE OFFICE OF THE COURTS**  
**Research and Statistics**  
 Annual Report FY 2023  
 Circuit Court - Felony Criminal Cases

**BOYLE COUNTY**

Felony Charges Convicted by Highest Penalty Type

Penalty Type	FELONY			MISDEMEANOR			VIOLATION			Grand Total		
	Charges	% of Chgs	Cases	Charges	% of Chgs	Cases	Charges	% of Chgs	Cases	Charges	% of Chgs	Cases
Incarcerated Prison	95	33.6%	30							95	17.4%	30
Incarcerated Jail	27	9.5%	21	51	19.5%	31				78	14.3%	45
Alternative: Probation	161	56.9%	110	206	78.9%	125				367	67.1%	187
Alternative Sentence				2	0.8%	2	1	33.3%	1	3	0.5%	3
Pay Fine				1	0.4%	1	2	66.7%	2	3	0.5%	3
Pay Court Cost				1	0.4%	1				1	0.2%	1
<b>Grand Total</b>	<b>283</b>	<b>100.0%</b>	<b>159</b>	<b>261</b>	<b>100.0%</b>	<b>155</b>	<b>3</b>	<b>100.0%</b>	<b>3</b>	<b>547</b>	<b>100.0%</b>	<b>252</b>

27A.460(2) Percentages of fines, imprisonment, or other penalty assessment

Original & Final Plea Type

		GUILTY	NOT GUILTY	UNKNOWN PLEA TYPE	Grand Total
Felony Charges	Original Plea	4 (0.9%)	413 (91.8%)	33 (7.3%)	450 (100.0%)
	Final Plea	331 (73.6%)	86 (19.1%)	33 (7.3%)	450 (100.0%)
Felony amended to Non-Felony	Original Plea		127 (100.0%)		127 (100.0%)
	Final Plea		127 (100.0%)		127 (100.0%)

27A.460(5) Percentage of pleas as charges

27A.460(6) Percentage of pleas to reduce charges

\* A case may consist of one or multiple convicted charges, the distinct count on cases counts the case only once.

\* Convicted charges, percent of charges and the distinct count of cases are sorted by the highest sentence penalty for each of the convicted charges (Guilty, Guilty - Multiple Counts, Prepayable Citation - Paid or Guilty - Sealed Sentence, Enhanced).



**ADMINISTRATIVE OFFICE OF THE COURTS**  
**Research and Statistics**  
 Annual Report FY 2023  
 Circuit Court - Felony Criminal Cases

**BOYLE COUNTY**

Cases can have multiple charges which are heard either by a Court Trial, Jury Trial, No Trial or by a combination of trial types. Cases are categorized by how all the charges within the case were disposed. If all charges were disposed by the same trial type, it is counted in the separate category, otherwise, it is counted within the Mixed Trial category. If a charge had no trial type entered or it had No Trial, then it is counted in the No Trial category.

Cases by Trial Type  
 27A.460(7), (8), (9), (10)

	Jury Trial	Mixed Trial	No Trial	Grand Total
Felony Amended to Non-Felony		4 4.21%	91 95.79%	95 100.00%
Felony Charges	1 0.43%	47 20.35%	183 79.22%	231 100.00%
Felony Convictions	1 0.63%	25 15.72%	133 83.65%	159 100.00%

- 27A.460(7) Percentage of disposition to guilty as charged by trial
- 27A.460(8) Percentage of those found guilty of lesser charge by trial
- 27A.460(9) Percentage of cases where jury trial taken
- 27A.460(10) Percentage of trials which are bench (court) trials

Shock Probation by Disposition Type  
 27A.440(3)(b)

	Denied	Granted	Grand Total
0026090 SHOCK PROBATION IN FELONY CONVICTIONS	4 80.00%	1 20.00%	5 100.00%
0026100 SHOCK PROBATION IN MISDEMEANOR CONVICTIONS	1 50.00%	1 50.00%	2 100.00%

27A.440(3)(b) Extracted data on shock probation shall be placed in the annual report of the Administrative Office of the Courts

\* A case may consist of one or multiple convicted charges, the distinct count on cases counts the case only once.  
 \* Other Disposition types include: Denied, Extradition, Grand Jury, Granted, Merged, Mistrial, Grand Jury, Other, Remanded, and Sealed Records.



**ADMINISTRATIVE OFFICE OF THE COURTS**  
**Research and Statistics**  
 Annual Report FY 2023  
 Circuit Court - Felony Criminal Cases  
**BOYLE COUNTY**

### Youthful Offenders

There were 0 Felony level charges and 0 Non-Felony level charges disposed within 0 Circuit Criminal cases during the fiscal year. Non-Felony charges include Misdemeanor, Violation, Local Ordinance, or Other charges within those cases.

27A.460(11)

	Charges	Cases
Felony		
Felony Amended to Non-Felony		

27A.460(11) The number of juvenile offenders tried as an adult

Of the 0 Felony level charges disposed within the Youthful Offender cases, 0 (None%) charges were convicted.

Youthful Offender

		Grand Total
Felony Charges by Disposition Type	0	0

Note: A youth charged prior to their 18th birthday, proceeded against as a youthful offender under KRS 635.020(7) may not be included in the above.

KRS 635.020(7) If a person who is eighteen (18) or older is charged with a felony that occurred prior to their eighteenth birthday, the court shall, upon motion of the county attorney made prior to adjudication and consultation with the Commonwealth's Attorney, the case may proceed in accordance with the provisions of KRS 640.010.

\* A case may consist of one or multiple convicted charges, the distinct count on cases counts the case only once.

\* Other disposition types include: Denied, Extradition, Grand Jury, Granted, Merged, Mistrial, Grand Jury, Other, Remanded, and Sealed Records.

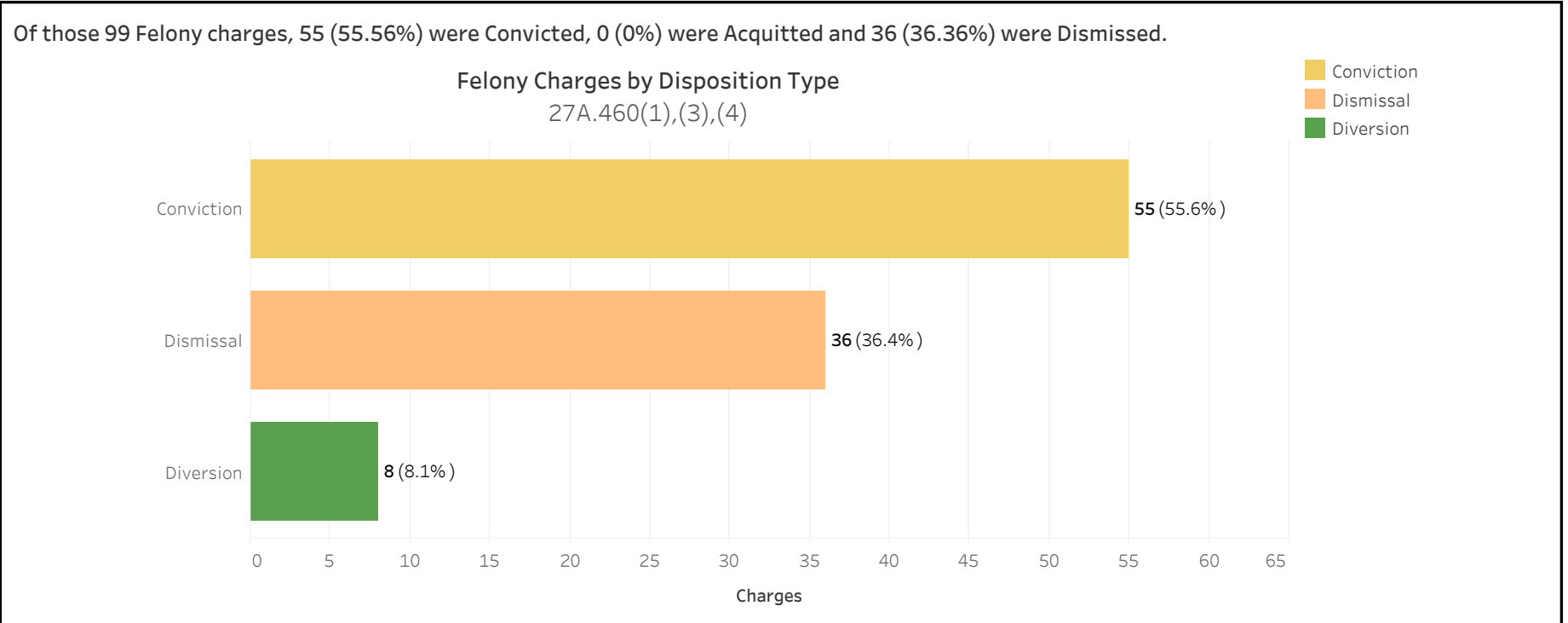


**ADMINISTRATIVE OFFICE OF THE COURTS**  
**Research and Statistics**  
 Annual Report FY 2023  
 Circuit Court - Felony Criminal Cases

**BRACKEN COUNTY**

There were 99 Felony level charges and 7 Non-Felony level charges disposed within 68 Circuit Criminal cases during the Fiscal Year. Non-Felony charges include Misdemeanor, Violation, Local Ordinance or Other charges within those cases.

		Charges	Cases
BRACKEN	Felony	99	61
	Felony amended to Non-Felony	7	



27A.460(1) Conviction Percentages  
 27A.460(3) Percentage of Acquittals  
 27A.460(4) Percentage of Dismissals

\* A case may consist of one or multiple convicted charges, the distinct count on cases counts the case only once.  
 \* Other Disposition types include: Denied, Extradition, Grand Jury, Granted, Merged, Mistrial, Grand Jury, Other, Remanded, and Sealed Records.



**ADMINISTRATIVE OFFICE OF THE COURTS**  
**Research and Statistics**  
 Annual Report FY 2023  
 Circuit Court - Felony Criminal Cases

**BRACKEN COUNTY**

Felony Charges Convicted by Highest Penalty Type

Penalty Type	FELONY			MISDEMEANOR			VIOLATION			Grand Total		
	Charges	% of Chgs	Cases	Charges	% of Chgs	Cases	Charges	% of Chgs	Cases	Charges	% of Chgs	Cases
Incarcerated Prison	30	54.5%	21							30	24.2%	21
Incarcerated Jail	3	5.5%	3	26	40.0%	18				29	23.4%	20
Alternative: Home Incarcerati..				1	1.5%	1				1	0.8%	1
Alternative: Probation				4	6.2%	2				4	3.2%	2
Alternative: Cond. Discharged	4	7.3%	4	12	18.5%	5				16	12.9%	8
Alternative Sentence	9	16.4%	9	4	6.2%	3				13	10.5%	12
Pay Fine							4	100.0%	4	4	3.2%	4
Pay Court Cost	4	7.3%	4	1	1.5%	1				5	4.0%	5
Other Penalty	5	9.1%	5	17	26.2%	8				22	17.7%	10
<b>Grand Total</b>	<b>55</b>	<b>100.0%</b>	<b>45</b>	<b>65</b>	<b>100.0%</b>	<b>34</b>	<b>4</b>	<b>100.0%</b>	<b>4</b>	<b>124</b>	<b>100.0%</b>	<b>55</b>

27A.460(2) Percentages of fines, imprisonment, or other penalty assessment

Original & Final Plea Type

		GUILTY	NOT GUILTY	UNKNOWN PLEA TYPE	Grand Total
Felony Charges	Original Plea		5 (5.1%)	94 (94.9%)	99 (100.0%)
	Final Plea	1 (1.0%)	4 (4.0%)	94 (94.9%)	99 (100.0%)
Felony amended to Non-Felony	Original Plea			7 (100.0%)	7 (100.0%)
	Final Plea			7 (100.0%)	7 (100.0%)

27A.460(5) Percentage of pleas as charges

27A.460(6) Percentage of pleas to reduce charges

\* A case may consist of one or multiple convicted charges, the distinct count on cases counts the case only once.

\* Convicted charges, percent of charges and the distinct count of cases are sorted by the highest sentence penalty for each of the convicted charges (Guilty, Guilty - Multiple Counts, Prepayable Citation - Paid or Guilty - Sealed Sentence, Enhanced).





**ADMINISTRATIVE OFFICE OF THE COURTS**  
**Research and Statistics**  
 Annual Report FY 2023  
 Circuit Court - Felony Criminal Cases

**BRACKEN COUNTY**

Cases can have multiple charges which are heard either by a Court Trial, Jury Trial, No Trial or by a combination of trial types. Cases are categorized by how all the charges within the case were disposed. If all charges were disposed by the same trial type, it is counted in the separate category, otherwise, it is counted within the Mixed Trial category. If a charge had no trial type entered or it had No Trial, then it is counted in the No Trial category.

Cases by Trial Type  
 27A.460(7), (8), (9), (10)

	Mixed Trial	No Trial	Grand Total
Felony Amended to Non-Felony		7	7
		100.00%	100.00%
Felony Charges	5	56	61
	8.20%	91.80%	100.00%
Felony Convictions	5	40	45
	11.11%	88.89%	100.00%

- 27A.460(7) Percentage of disposition to guilty as charged by trial
- 27A.460(8) Percentage of those found guilty of lesser charge by trial
- 27A.460(9) Percentage of cases where jury trial taken
- 27A.460(10) Percentage of trials which are bench (court) trials

Shock Probation by Disposition Type  
 27A.440(3)(b)

	Denied	Granted	Grand Total
0026090 SHOCK PROBATION IN FELONY CONVICTIONS	28	3	31
	90.32%	9.68%	100.00%

27A.440(3)(b) Extracted data on shock probation shall be placed in the annual report of the Administrative Office of the Courts

\* A case may consist of one or multiple convicted charges, the distinct count on cases counts the case only once.  
 \* Other Disposition types include: Denied, Extradition, Grand Jury, Granted, Merged, Mistrial, Grand Jury, Other, Remanded, and Sealed Records.



**ADMINISTRATIVE OFFICE OF THE COURTS**  
**Research and Statistics**  
 Annual Report FY 2023  
 Circuit Court - Felony Criminal Cases  
**BRACKEN COUNTY**

### Youthful Offenders

There were 0 Felony level charges and 0 Non-Felony level charges disposed within 0 Circuit Criminal cases during the fiscal year. Non-Felony charges include Misdemeanor, Violation, Local Ordinance, or Other charges within those cases.

27A.460(11)

	Charges	Cases
Felony		
Felony Amended to Non-Felony		

27A.460(11) The number of juvenile offenders tried as an adult

Of the 0 Felony level charges disposed within the Youthful Offender cases, 0 (None%) charges were convicted.

Youthful Offender

		Grand Total
Felony Charges by Disposition Type	0	0

Note: A youth charged prior to their 18th birthday, proceeded against as a youthful offender under KRS 635.020(7) may not be included in the above.

KRS 635.020(7) If a person who is eighteen (18) or older is charged with a felony that occurred prior to their eighteenth birthday, the court shall, upon motion of the county attorney made prior to adjudication and consultation with the Commonwealth's Attorney, the case may proceed in accordance with the provisions of KRS 640.010.

\* A case may consist of one or multiple convicted charges, the distinct count on cases counts the case only once.

\* Other disposition types include: Denied, Extradition, Grand Jury, Granted, Merged, Mistrial, Grand Jury, Other, Remanded, and Sealed Records.

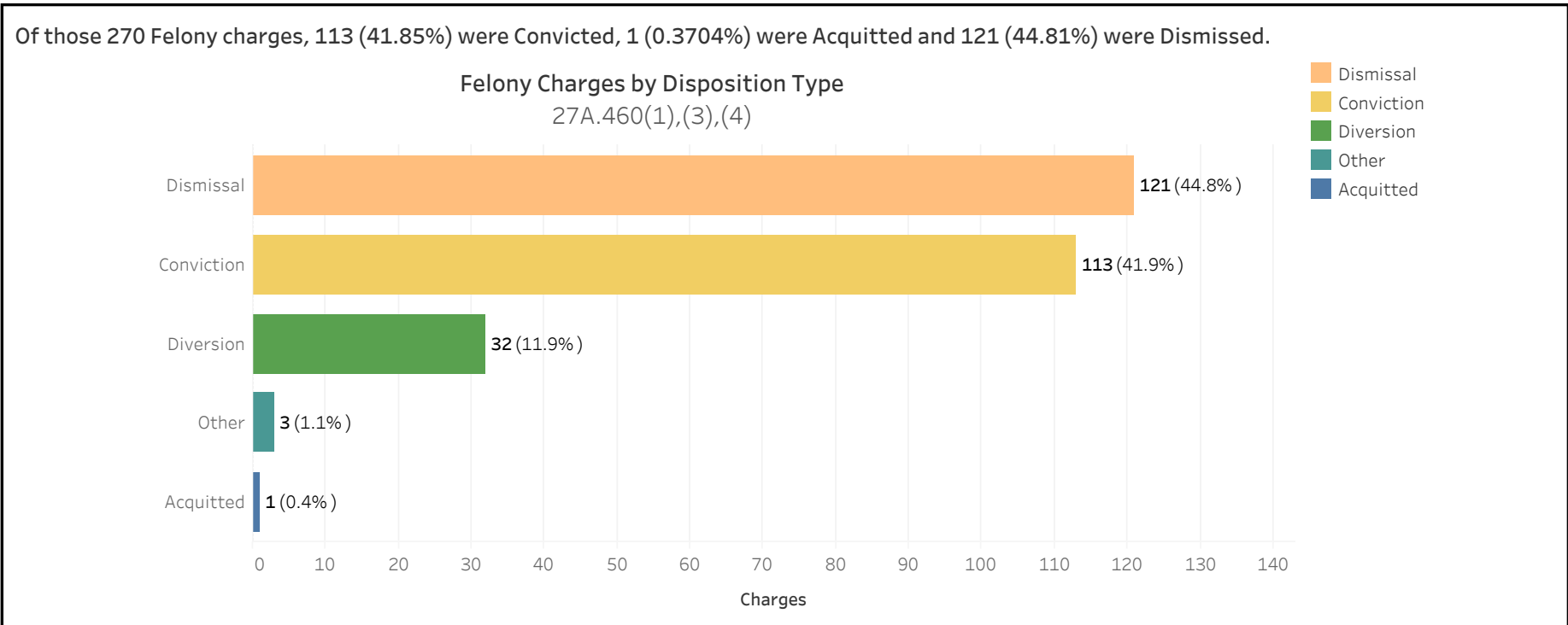


**ADMINISTRATIVE OFFICE OF THE COURTS**  
**Research and Statistics**  
 Annual Report FY 2023  
 Circuit Court - Felony Criminal Cases

**BREATHITT COUNTY**

There were 270 Felony level charges and 8 Non-Felony level charges disposed within 147 Circuit Criminal cases during the Fiscal Year. Non-Felony charges include Misdemeanor, Violation, Local Ordinance or Other charges within those cases.

		Charges	Cases
BREATHITT	Felony	270	140
	Felony amended to Non-Felony	8	



27A.460(1) Conviction Percentages  
 27A.460(3) Percentage of Acquittals  
 27A.460(4) Percentage of Dismissals

\* A case may consist of one or multiple convicted charges, the distinct count on cases counts the case only once.  
 \* Other Disposition types include: Denied, Extradition, Grand Jury, Granted, Merged, Mistrial, Grand Jury, Other, Remanded, and Sealed Records.



**ADMINISTRATIVE OFFICE OF THE COURTS**  
**Research and Statistics**  
 Annual Report FY 2023  
 Circuit Court - Felony Criminal Cases

**BREATHITT COUNTY**

Felony Charges Convicted by Highest Penalty Type

Penalty Type	FELONY			MISDEMEANOR			VIOLATION			Grand Total		
	Charges	% of Chgs	Cases	Charges	% of Chgs	Cases	Charges	% of Chgs	Cases	Charges	% of Chgs	Cases
Incarcerated Prison	46	40.7%	28	1	2.7%	1				47	30.9%	29
Incarcerated Jail	10	8.8%	8	31	83.8%	23	1	50.0%	1	42	27.6%	29
Alternative: Probation	49	43.4%	36							49	32.2%	36
Alternative: Cond. Discharged				3	8.1%	3				3	2.0%	3
Alternative Sentence	1	0.9%	1	1	2.7%	1				2	1.3%	2
Pay Fine							1	50.0%	1	1	0.7%	1
Other Penalty	6	5.3%	4							6	3.9%	4
No Sentence	1	0.9%	1	1	2.7%	1				2	1.3%	2
<b>Grand Total</b>	<b>113</b>	<b>100.0%</b>	<b>69</b>	<b>37</b>	<b>100.0%</b>	<b>29</b>	<b>2</b>	<b>100.0%</b>	<b>2</b>	<b>152</b>	<b>100.0%</b>	<b>79</b>

27A.460(2) Percentages of fines, imprisonment, or other penalty assessment

Original & Final Plea Type

		NOT GUILTY	UNKNOWN PLEA TYPE	Grand Total
Felony Charges	Original Plea	9 (3.3%)	261 (96.7%)	270 (100.0%)
	Final Plea	9 (3.3%)	261 (96.7%)	270 (100.0%)
Felony amended to Non-Felony	Original Plea		8 (100.0%)	8 (100.0%)
	Final Plea		8 (100.0%)	8 (100.0%)

27A.460(5) Percentage of pleas as charges

27A.460(6) Percentage of pleas to reduce charges

\* A case may consist of one or multiple convicted charges, the distinct count on cases counts the case only once.

\* Convicted charges, percent of charges and the distinct count of cases are sorted by the highest sentence penalty for each of the convicted charges (Guilty, Guilty - Multiple Counts, Prepayable Citation - Paid or Guilty - Sealed Sentence, Enhanced).



**ADMINISTRATIVE OFFICE OF THE COURTS**  
**Research and Statistics**  
 Annual Report FY 2023  
 Circuit Court - Felony Criminal Cases

**BREATHITT COUNTY**

Cases can have multiple charges which are heard either by a Court Trial, Jury Trial, No Trial or by a combination of trial types. Cases are categorized by how all the charges within the case were disposed. If all charges were disposed by the same trial type, it is counted in the separate category, otherwise, it is counted within the Mixed Trial category. If a charge had no trial type entered or it had No Trial, then it is counted in the No Trial category.

Cases by Trial Type  
 27A.460(7), (8), (9), (10)

	Mixed Trial	No Trial	Grand Total
Felony Amended to Non-Felony	1 14.29%	6 85.71%	7 100.00%
Felony Charges	7 5.00%	133 95.00%	140 100.00%
Felony Convictions	5 7.25%	64 92.75%	69 100.00%

- 27A.460(7) Percentage of disposition to guilty as charged by trial
- 27A.460(8) Percentage of those found guilty of lesser charge by trial
- 27A.460(9) Percentage of cases where jury trial taken
- 27A.460(10) Percentage of trials which are bench (court) trials

Shock Probation by Disposition Type  
 27A.440(3)(b)

	Denied	Granted	Grand Total
0026090 SHOCK PROBATION IN FELONY CONVICTIONS	3 75.00%	1 25.00%	4 100.00%

27A.440(3)(b) Extracted data on shock probation shall be placed in the annual report of the Administrative Office of the Courts

\* A case may consist of one or multiple convicted charges, the distinct count on cases counts the case only once.  
 \* Other Disposition types include: Denied, Extradition, Grand Jury, Granted, Merged, Mistrial, Grand Jury, Other, Remanded, and Sealed Records.



**ADMINISTRATIVE OFFICE OF THE COURTS**  
**Research and Statistics**  
 Annual Report FY 2023  
 Circuit Court - Felony Criminal Cases  
**BREATHITT COUNTY**

**Youthful Offenders**

There were 1 Felony level charges and 0 Non-Felony level charges disposed within 1 Circuit Criminal cases during the fiscal year. Non-Felony charges include Misdemeanor, Violation, Local Ordinance, or Other charges within those cases.

27A.460(11)

	Charges	Cases
Felony	1	1
Felony Amended to Non-Felony	0	0

27A.460(11) The number of juvenile offenders tried as an adult

Of the 1 Felony level charges disposed within the Youthful Offender cases, 0 (0%) charges were convicted.

Youthful Offender

	Diversion	Grand Total
Felony Charges by Disposition Type	1	1

Note: A youth charged prior to their 18th birthday, proceeded against as a youthful offender under KRS 635.020(7) may not be included in the above.

KRS 635.020(7) If a person who is eighteen (18) or older is charged with a felony that occurred prior to their eighteenth birthday, the court shall, upon motion of the county attorney made prior to adjudication and consultation with the Commonwealth's Attorney, the case may proceed in accordance with the provisions of KRS 640.010.

\* A case may consist of one or multiple convicted charges, the distinct count on cases counts the case only once.

\* Other disposition types include: Denied, Extradition, Grand Jury, Granted, Merged, Mistrial, Grand Jury, Other, Remanded, and Sealed Records.

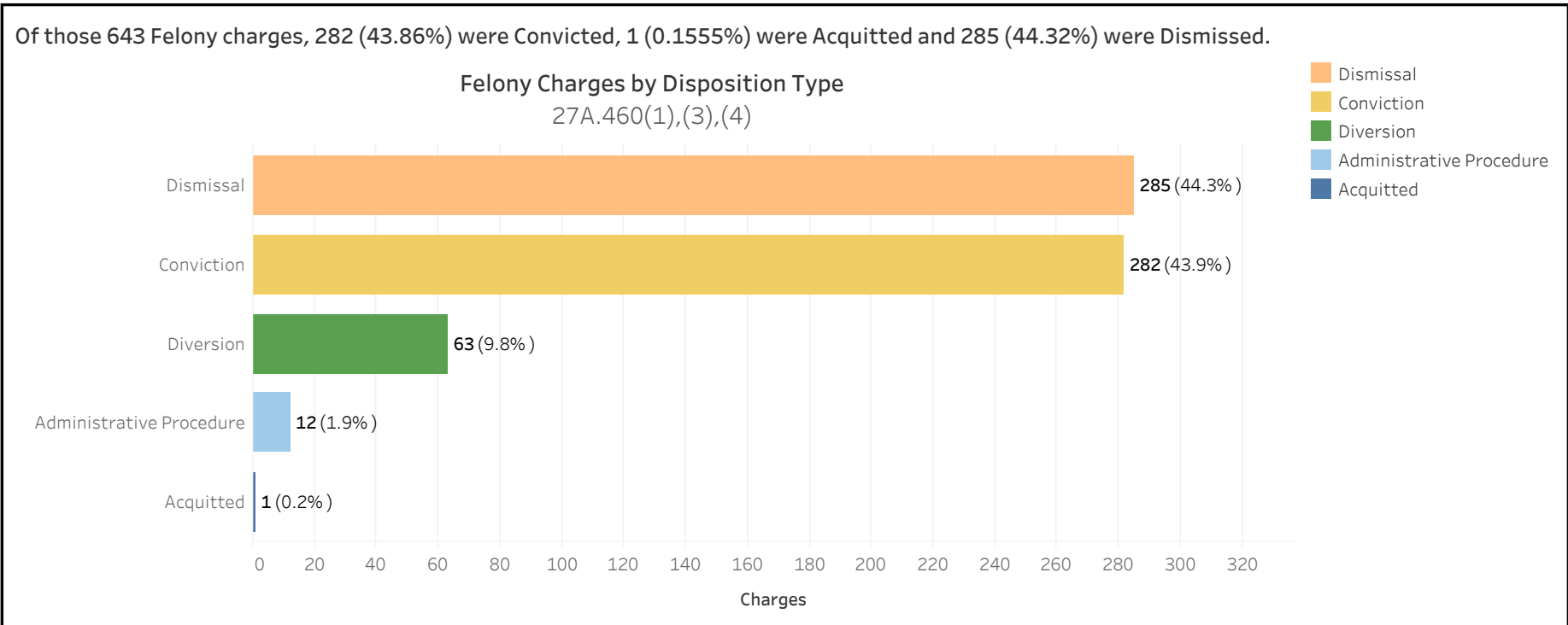


**ADMINISTRATIVE OFFICE OF THE COURTS**  
**Research and Statistics**  
 Annual Report FY 2023  
 Circuit Court - Felony Criminal Cases

**BRECKINRIDGE COUNTY**

There were 643 Felony level charges and 21 Non-Felony level charges disposed within 355 Circuit Criminal cases during the Fiscal Year. Non-Felony charges include Misdemeanor, Violation, Local Ordinance or Other charges within those cases.

		Charges	Cases
BRECKINRIDGE	Felony	643	339
	Felony amended to Non-Felony	21	



27A.460(1) Conviction Percentages  
 27A.460(3) Percentage of Acquittals  
 27A.460(4) Percentage of Dismissals

\* A case may consist of one or multiple convicted charges, the distinct count on cases counts the case only once.  
 \* Other Disposition types include: Denied, Extradition, Grand Jury, Granted, Merged, Mistrial, Grand Jury, Other, Remanded, and Sealed Records.



**ADMINISTRATIVE OFFICE OF THE COURTS**  
**Research and Statistics**  
 Annual Report FY 2023  
 Circuit Court - Felony Criminal Cases

**BRECKINRIDGE COUNTY**

Felony Charges Convicted by Highest Penalty Type

Penalty Type	FELONY			MISDEMEANOR			VIOLATION			Grand Total		
	Charges	% of Chgs	Cases	Charges	% of Chgs	Cases	Charges	% of Chgs	Cases	Charges	% of Chgs	Cases
Incarcerated Prison	92	36.5%	41							92	23.5%	41
Incarcerated Jail	35	13.9%	22	54	39.7%	30				89	22.7%	42
Alternative: Probation	3	1.2%	3	8	5.9%	6				11	2.8%	9
Alternative: Cond. Discharged				1	0.7%	1				1	0.3%	1
Alternative Sentence	1	0.4%	1	8	5.9%	5				9	2.3%	6
Pay Fine				8	5.9%	8	4	100.0%	2	12	3.1%	10
Pay Court Cost	10	4.0%	10							10	2.6%	10
Other Penalty	109	43.3%	79	56	41.2%	37				165	42.1%	84
No Sentence	2	0.8%	2	1	0.7%	1				3	0.8%	2
<b>Grand Total</b>	<b>252</b>	<b>100.0%</b>	<b>151</b>	<b>136</b>	<b>100.0%</b>	<b>81</b>	<b>4</b>	<b>100.0%</b>	<b>2</b>	<b>392</b>	<b>100.0%</b>	<b>175</b>

27A.460(2) Percentages of fines, imprisonment, or other penalty assessment

Original & Final Plea Type

		GUILTY	NOT GUILTY	UNKNOWN PLEA TYPE	Grand Total
Felony Charges	Original Plea	46 (7.2%)	491 (76.4%)	106 (16.5%)	643 (100.0%)
	Final Plea	354 (55.1%)	183 (28.5%)	106 (16.5%)	643 (100.0%)
Felony amended to Non-Felony	Original Plea		16 (76.2%)	5 (23.8%)	21 (100.0%)
	Final Plea		16 (76.2%)	5 (23.8%)	21 (100.0%)

27A.460(5) Percentage of pleas as charges

27A.460(6) Percentage of pleas to reduce charges

\* A case may consist of one or multiple convicted charges, the distinct count on cases counts the case only once.

\* Convicted charges, percent of charges and the distinct count of cases are sorted by the highest sentence penalty for each of the convicted charges (Guilty, Guilty - Multiple Counts, Prepayable Citation - Paid or Guilty - Sealed Sentence, Enhanced).





**ADMINISTRATIVE OFFICE OF THE COURTS**  
**Research and Statistics**  
 Annual Report FY 2023  
 Circuit Court - Felony Criminal Cases

**BRECKINRIDGE COUNTY**

Cases can have multiple charges which are heard either by a Court Trial, Jury Trial, No Trial or by a combination of trial types. Cases are categorized by how all the charges within the case were disposed. If all charges were disposed by the same trial type, it is counted in the separate category, otherwise, it is counted within the Mixed Trial category. If a charge had no trial type entered or it had No Trial, then it is counted in the No Trial category.

Cases by Trial Type  
 27A.460(7), (8), (9), (10)

	Jury Trial	Mixed Trial	No Trial	Grand Total
Felony Amended to Non-Felony			16	16
			100.00%	100.00%
Felony Charges	2	5	332	339
	0.59%	1.47%	97.94%	100.00%
Felony Convictions	2	3	146	151
	1.32%	1.99%	96.69%	100.00%

- 27A.460(7) Percentage of disposition to guilty as charged by trial
- 27A.460(8) Percentage of those found guilty of lesser charge by trial
- 27A.460(9) Percentage of cases where jury trial taken
- 27A.460(10) Percentage of trials which are bench (court) trials

Shock Probation by Disposition Type  
 27A.440(3)(b)

	Denied	Granted	Grand Total
0026090 SHOCK PROBATION IN FELONY CONVICTIONS	36	7	43
	83.72%	16.28%	100.00%

27A.440(3)(b) Extracted data on shock probation shall be placed in the annual report of the Administrative Office of the Courts

\* A case may consist of one or multiple convicted charges, the distinct count on cases counts the case only once.

\* Other Disposition types include: Denied, Extradition, Grand Jury, Granted, Merged, Mistrial, Grand Jury, Other, Remanded, and Sealed Records.



**ADMINISTRATIVE OFFICE OF THE COURTS**  
**Research and Statistics**  
 Annual Report FY 2023  
 Circuit Court - Felony Criminal Cases  
**BRECKINRIDGE COUNTY**

### Youthful Offenders

There were 0 Felony level charges and 0 Non-Felony level charges disposed within 0 Circuit Criminal cases during the fiscal year. Non-Felony charges include Misdemeanor, Violation, Local Ordinance, or Other charges within those cases.

27A.460(11)

	Charges	Cases
Felony		
Felony Amended to Non-Felony		

27A.460(11) The number of juvenile offenders tried as an adult

Of the 0 Felony level charges disposed within the Youthful Offender cases, 0 (None%) charges were convicted.

Youthful Offender

		Grand Total
Felony Charges by Disposition Type	0	0

Note: A youth charged prior to their 18th birthday, proceeded against as a youthful offender under KRS 635.020(7) may not be included in the above.

KRS 635.020(7) If a person who is eighteen (18) or older is charged with a felony that occurred prior to their eighteenth birthday, the court shall, upon motion of the county attorney made prior to adjudication and consultation with the Commonwealth's Attorney, the case may proceed in accordance with the provisions of KRS 640.010.

\* A case may consist of one or multiple convicted charges, the distinct count on cases counts the case only once.

\* Other disposition types include: Denied, Extradition, Grand Jury, Granted, Merged, Mistrial, Grand Jury, Other, Remanded, and Sealed Records.

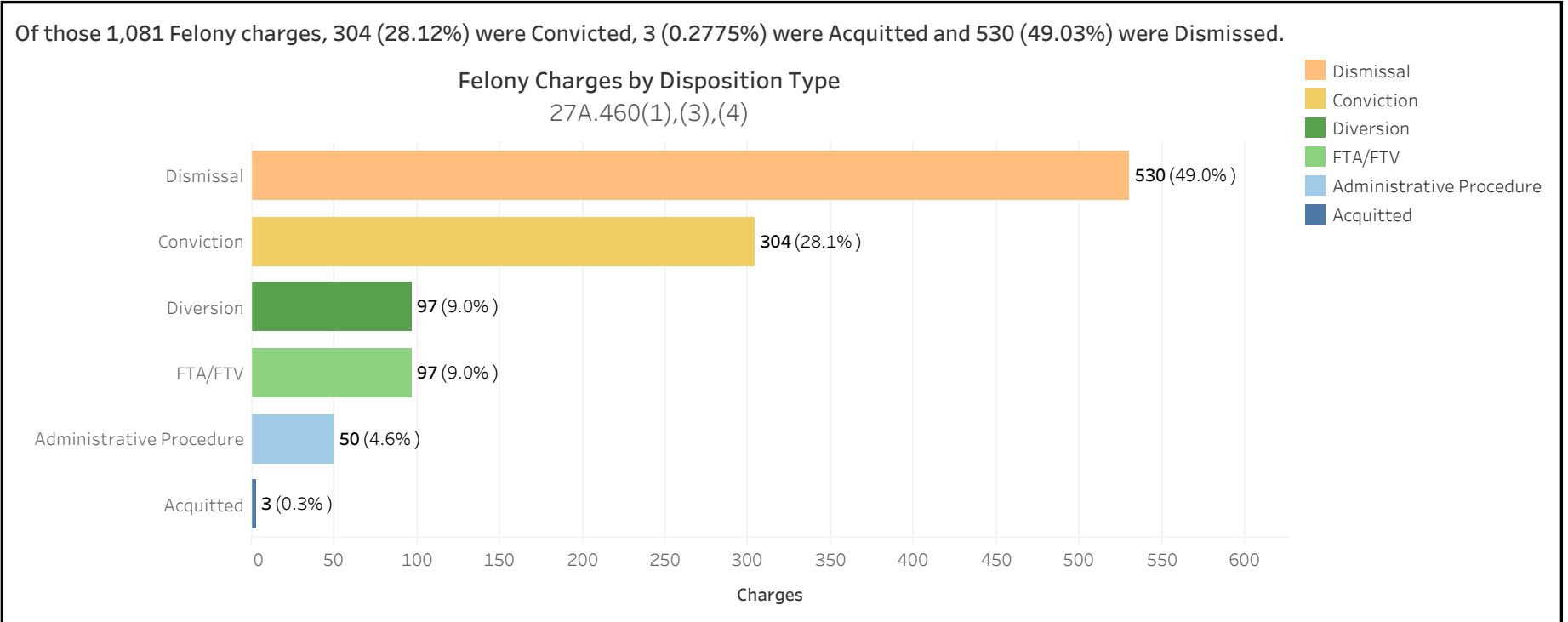


**ADMINISTRATIVE OFFICE OF THE COURTS**  
**Research and Statistics**  
 Annual Report FY 2023  
 Circuit Court - Felony Criminal Cases

**BULLITT COUNTY**

There were 1,081 Felony level charges and 93 Non-Felony level charges disposed within 591 Circuit Criminal cases during the Fiscal Year. Non-Felony charges include Misdemeanor, Violation, Local Ordinance or Other charges within those cases.

		Charges	Cases
BULLITT	Felony	1,081	504
	Felony amended to Non-Felony	93	



27A.460(1) Conviction Percentages  
 27A.460(3) Percentage of Acquittals  
 27A.460(4) Percentage of Dismissals

\* A case may consist of one or multiple convicted charges, the distinct count on cases counts the case only once.  
 \* Other Disposition types include: Denied, Extradition, Grand Jury, Granted, Merged, Mistrial, Grand Jury, Other, Remanded, and Sealed Records.



**ADMINISTRATIVE OFFICE OF THE COURTS**  
**Research and Statistics**  
 Annual Report FY 2023  
 Circuit Court - Felony Criminal Cases

**BULLITT COUNTY**

Felony Charges Convicted by Highest Penalty Type

Penalty Type	FELONY			MISDEMEANOR			VIOLATION			Grand Total		
	Charges	% of Chgs	Cases	Charges	% of Chgs	Cases	Charges	% of Chgs	Cases	Charges	% of Chgs	Cases
Incarcerated Prison	90	29.8%	62							90	20.2%	62
Incarcerated Jail	48	15.9%	34	47	33.3%	41				95	21.3%	71
Alternative: Home Incarcerati..				1	0.7%	1				1	0.2%	1
Alternative: Probation	161	53.3%	123	25	17.7%	23				186	41.8%	136
Alternative: Cond. Discharged	3	1.0%	3	64	45.4%	55				67	15.1%	58
Alternative Sentence				2	1.4%	2				2	0.4%	2
Pay Fine							2	100.0%	1	2	0.4%	1
Pay Court Cost				1	0.7%	1				1	0.2%	1
No Sentence				1	0.7%	1				1	0.2%	1
<b>Grand Total</b>	<b>302</b>	<b>100.0%</b>	<b>221</b>	<b>141</b>	<b>100.0%</b>	<b>119</b>	<b>2</b>	<b>100.0%</b>	<b>1</b>	<b>445</b>	<b>100.0%</b>	<b>321</b>

27A.460(2) Percentages of fines, imprisonment, or other penalty assessment

Original & Final Plea Type

		GUILTY	NOT GUILTY	UNKNOWN PLEA TYPE	Grand Total
Felony Charges	Original Plea	20 (1.9%)	692 (64.0%)	369 (34.1%)	1,081 (100.0%)
	Final Plea	342 (31.6%)	370 (34.2%)	369 (34.1%)	1,081 (100.0%)
Felony amended to Non-Felony	Original Plea	1 (1.1%)	33 (35.5%)	59 (63.4%)	93 (100.0%)
	Final Plea	4 (4.3%)	30 (32.3%)	59 (63.4%)	93 (100.0%)

27A.460(5) Percentage of pleas as charges

27A.460(6) Percentage of pleas to reduce charges

\* A case may consist of one or multiple convicted charges, the distinct count on cases counts the case only once.

\* Convicted charges, percent of charges and the distinct count of cases are sorted by the highest sentence penalty for each of the convicted charges (Guilty, Guilty - Multiple Counts, Prepayable Citation - Paid or Guilty - Sealed Sentence, Enhanced).



**ADMINISTRATIVE OFFICE OF THE COURTS**  
**Research and Statistics**  
 Annual Report FY 2023  
 Circuit Court - Felony Criminal Cases

**BULLITT COUNTY**

Cases can have multiple charges which are heard either by a Court Trial, Jury Trial, No Trial or by a combination of trial types. Cases are categorized by how all the charges within the case were disposed. If all charges were disposed by the same trial type, it is counted in the separate category, otherwise, it is counted within the Mixed Trial category. If a charge had no trial type entered or it had No Trial, then it is counted in the No Trial category.

Cases by Trial Type  
 27A.460(7), (8), (9), (10)

	Jury Trial	Mixed Trial	No Trial	Grand Total
Felony Amended to Non-Felony		1 1.15%	86 98.85%	87 100.00%
Felony Charges	3 0.60%	3 0.60%	498 98.81%	504 100.00%
Felony Convictions		1 0.45%	220 99.55%	221 100.00%

27A.460(7) Percentage of disposition to guilty as charged by trial  
 27A.460(8) Percentage of those found guilty of lesser charge by trial  
 27A.460(9) Percentage of cases where jury trial taken  
 27A.460(10) Percentage of trials which are bench (court) trials

Shock Probation by Disposition Type  
 27A.440(3)(b)

	Denied	Granted	Grand Total
0026090 SHOCK PROBATION IN FELONY CONVICTIONS	47 67.14%	23 32.86%	70 100.00%
0026100 SHOCK PROBATION IN MISDEMEANOR CONVICTIONS	1 100.00%		1 100.00%

27A.440(3)(b) Extracted data on shock probation shall be placed in the annual report of the Administrative Office of the Courts

\* A case may consist of one or multiple convicted charges, the distinct count on cases counts the case only once.

\* Other Disposition types include: Denied, Extradition, Grand Jury, Granted, Merged, Mistrial, Grand Jury, Other, Remanded, and Sealed Records.



**ADMINISTRATIVE OFFICE OF THE COURTS**  
**Research and Statistics**  
 Annual Report FY 2023  
 Circuit Court - Felony Criminal Cases  
**BULLITT COUNTY**

**Youthful Offenders**

There were 5 Felony level charges and 0 Non-Felony level charges disposed within 1 Circuit Criminal cases during the fiscal year. Non-Felony charges include Misdemeanor, Violation, Local Ordinance, or Other charges within those cases.

27A.460(11)

	Charges	Cases
Felony	5	1
Felony Amended to Non-Felony	0	0

27A.460(11) The number of juvenile offenders tried as an adult

Of the 5 Felony level charges disposed within the Youthful Offender cases, 0 (0%) charges were convicted.

Youthful Offender

	Dismissal	Grand Total
Felony Charges by Disposition Type	5	5

Note: A youth charged prior to their 18th birthday, proceeded against as a youthful offender under KRS 635.020(7) may not be included in the above.

KRS 635.020(7) If a person who is eighteen (18) or older is charged with a felony that occurred prior to their eighteenth birthday, the court shall, upon motion of the county attorney made prior to adjudication and consultation with the Commonwealth's Attorney, the case may proceed in accordance with the provisions of KRS 640.010.

\* A case may consist of one or multiple convicted charges, the distinct count on cases counts the case only once.

\* Other disposition types include: Denied, Extradition, Grand Jury, Granted, Merged, Mistrial, Grand Jury, Other, Remanded, and Sealed Records.

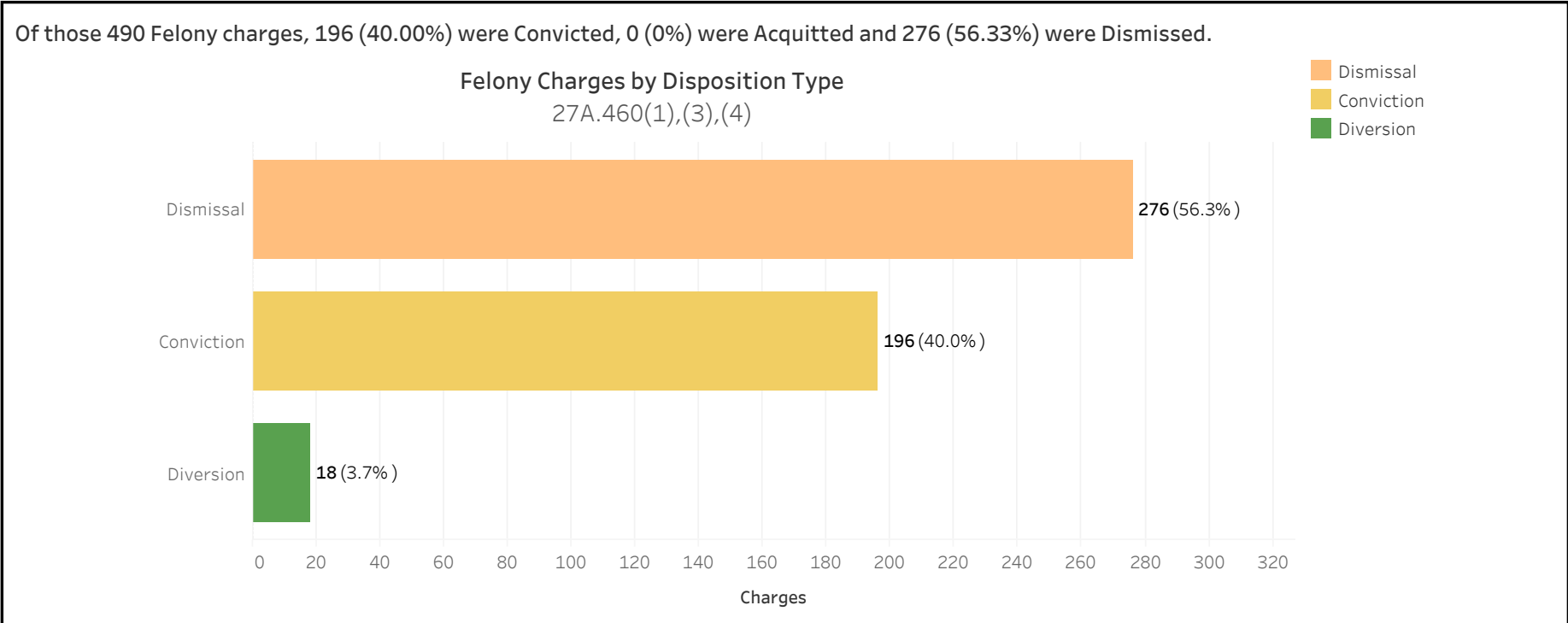


**ADMINISTRATIVE OFFICE OF THE COURTS**  
**Research and Statistics**  
 Annual Report FY 2023  
 Circuit Court - Felony Criminal Cases

**BUTLER COUNTY**

There were 490 Felony level charges and 20 Non-Felony level charges disposed within 232 Circuit Criminal cases during the Fiscal Year. Non-Felony charges include Misdemeanor, Violation, Local Ordinance or Other charges within those cases.

		Charges	Cases
BUTLER	Felony	490	213
	Felony amended to Non-Felony	20	



27A.460(1) Conviction Percentages  
 27A.460(3) Percentage of Acquittals  
 27A.460(4) Percentage of Dismissals

\* A case may consist of one or multiple convicted charges, the distinct count on cases counts the case only once.  
 \* Other Disposition types include: Denied, Extradition, Grand Jury, Granted, Merged, Mistrial, Grand Jury, Other, Remanded, and Sealed Records.



**ADMINISTRATIVE OFFICE OF THE COURTS**  
**Research and Statistics**  
 Annual Report FY 2023  
 Circuit Court - Felony Criminal Cases

**BUTLER COUNTY**

Felony Charges Convicted by Highest Penalty Type

Penalty Type	FELONY			MISDEMEANOR			Grand Total		
	Charges	% of Chgs	Cases	Charges	% of Chgs	Cases	Charges	% of Chgs	Cases
Incarcerated Prison	82	41.8%	58				82	33.3%	58
Incarcerated Jail	34	17.3%	32	20	40.0%	15	54	22.0%	44
Alternative: Probation	74	37.8%	54	29	58.0%	23	103	41.9%	70
Alternative: Cond. Discharged	2	1.0%	2	1	2.0%	1	3	1.2%	3
Alternative Sentence	1	0.5%	1				1	0.4%	1
Other Penalty	3	1.5%	2				3	1.2%	2
<b>Grand Total</b>	<b>196</b>	<b>100.0%</b>	<b>141</b>	<b>50</b>	<b>100.0%</b>	<b>39</b>	<b>246</b>	<b>100.0%</b>	<b>165</b>

27A.460(2) Percentages of fines, imprisonment, or other penalty assessment

Original & Final Plea Type

		NOT GUILTY	UNKNOWN PLEA TYPE	Grand Total
Felony Charges	Original Plea	5 (1.0%)	485 (99.0%)	490 (100.0%)
	Final Plea	5 (1.0%)	485 (99.0%)	490 (100.0%)
Felony amended to Non-Felony	Original Plea		20 (100.0%)	20 (100.0%)
	Final Plea		20 (100.0%)	20 (100.0%)

27A.460(5) Percentage of pleas as charges

27A.460(6) Percentage of pleas to reduce charges

\* A case may consist of one or multiple convicted charges, the distinct count on cases counts the case only once.

\* Convicted charges, percent of charges and the distinct count of cases are sorted by the highest sentence penalty for each of the convicted charges (Guilty, Guilty - Multiple Counts, Prepayable Citation - Paid or Guilty - Sealed Sentence, Enhanced).





**ADMINISTRATIVE OFFICE OF THE COURTS**  
**Research and Statistics**  
 Annual Report FY 2023  
 Circuit Court - Felony Criminal Cases

**BUTLER COUNTY**

Cases can have multiple charges which are heard either by a Court Trial, Jury Trial, No Trial or by a combination of trial types. Cases are categorized by how all the charges within the case were disposed. If all charges were disposed by the same trial type, it is counted in the separate category, otherwise, it is counted within the Mixed Trial category. If a charge had no trial type entered or it had No Trial, then it is counted in the No Trial category.

Cases by Trial Type  
 27A.460(7), (8), (9), (10)

	Mixed Trial	No Trial	Grand Total
Felony Amended to Non-Felony	3 15.79%	16 84.21%	19 100.00%
Felony Charges	45 21.13%	168 78.87%	213 100.00%
Felony Convictions	30 21.28%	111 78.72%	141 100.00%

- 27A.460(7) Percentage of disposition to guilty as charged by trial
- 27A.460(8) Percentage of those found guilty of lesser charge by trial
- 27A.460(9) Percentage of cases where jury trial taken
- 27A.460(10) Percentage of trials which are bench (court) trials

Shock Probation by Disposition Type  
 27A.440(3)(b)

	Denied	Granted	Withdrawn	Grand Total
0026090 SHOCK PROBATION IN FELONY CONVICTIONS	57 34.97%	105 64.42%	1 0.61%	163 100.00%

27A.440(3)(b) Extracted data on shock probation shall be placed in the annual report of the Administrative Office of the Courts

\* A case may consist of one or multiple convicted charges, the distinct count on cases counts the case only once.  
 \* Other Disposition types include: Denied, Extradition, Grand Jury, Granted, Merged, Mistrial, Grand Jury, Other, Remanded, and Sealed Records.



**ADMINISTRATIVE OFFICE OF THE COURTS**  
**Research and Statistics**  
 Annual Report FY 2023  
 Circuit Court - Felony Criminal Cases  
**BUTLER COUNTY**

### Youthful Offenders

There were 0 Felony level charges and 0 Non-Felony level charges disposed within 0 Circuit Criminal cases during the fiscal year. Non-Felony charges include Misdemeanor, Violation, Local Ordinance, or Other charges within those cases.

27A.460(11)

	Charges	Cases
Felony		
Felony Amended to Non-Felony		

27A.460(11) The number of juvenile offenders tried as an adult

Of the 0 Felony level charges disposed within the Youthful Offender cases, 0 (None%) charges were convicted.

Youthful Offender

		Grand Total
Felony Charges by Disposition Type	0	0

Note: A youth charged prior to their 18th birthday, proceeded against as a youthful offender under KRS 635.020(7) may not be included in the above.

KRS 635.020(7) If a person who is eighteen (18) or older is charged with a felony that occurred prior to their eighteenth birthday, the court shall, upon motion of the county attorney made prior to adjudication and consultation with the Commonwealth's Attorney, the case may proceed in accordance with the provisions of KRS 640.010.

\* A case may consist of one or multiple convicted charges, the distinct count on cases counts the case only once.

\* Other disposition types include: Denied, Extradition, Grand Jury, Granted, Merged, Mistrial, Grand Jury, Other, Remanded, and Sealed Records.

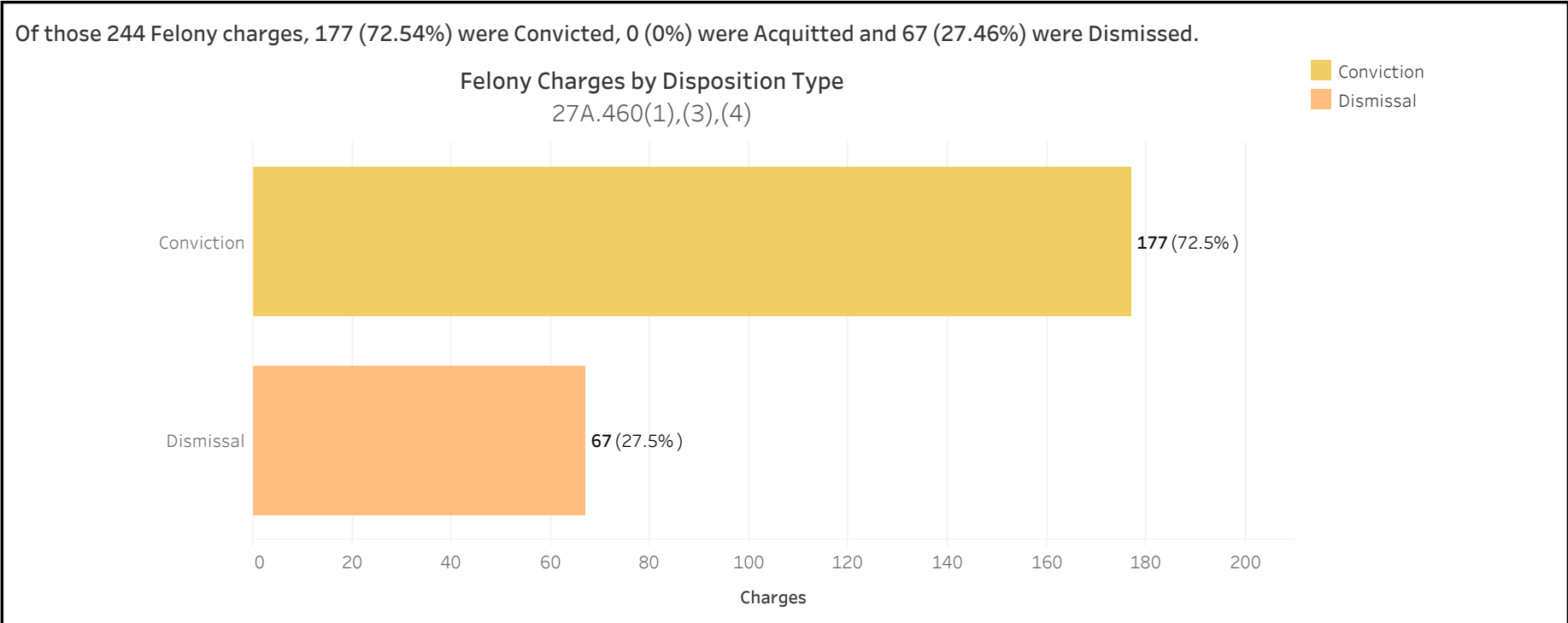


**ADMINISTRATIVE OFFICE OF THE COURTS**  
**Research and Statistics**  
 Annual Report FY 2023  
 Circuit Court - Felony Criminal Cases

**CALDWELL COUNTY**

There were 244 Felony level charges and 11 Non-Felony level charges disposed within 168 Circuit Criminal cases during the Fiscal Year. Non-Felony charges include Misdemeanor, Violation, Local Ordinance or Other charges within those cases.

		Charges	Cases
CALDWELL	Felony	244	158
	Felony amended to Non-Felony	11	



27A.460(1) Conviction Percentages  
 27A.460(3) Percentage of Acquittals  
 27A.460(4) Percentage of Dismissals

\* A case may consist of one or multiple convicted charges, the distinct count on cases counts the case only once.  
 \* Other Disposition types include: Denied, Extradition, Grand Jury, Granted, Merged, Mistrial, Grand Jury, Other, Remanded, and Sealed Records.



**ADMINISTRATIVE OFFICE OF THE COURTS**  
**Research and Statistics**  
 Annual Report FY 2023  
 Circuit Court - Felony Criminal Cases

**CALDWELL COUNTY**

Felony Charges Convicted by Highest Penalty Type

Penalty Type	FELONY			MISDEMEANOR			VIOLATION			Grand Total		
	Charges	% of Chgs	Cases	Charges	% of Chgs	Cases	Charges	% of Chgs	Cases	Charges	% of Chgs	Cases
Incarcerated Prison	136	76.8%	91							136	38.4%	91
Incarcerated Jail	6	3.4%	6	102	61.1%	56				108	30.5%	58
Alternative: Probation	35	19.8%	32	58	34.7%	31				93	26.3%	40
Alternative Sentence				2	1.2%	2	1	10.0%	1	3	0.8%	3
Pay Fine				3	1.8%	3	5	50.0%	4	8	2.3%	7
Other Penalty				2	1.2%	2	4	40.0%	1	6	1.7%	2
<b>Grand Total</b>	<b>177</b>	<b>100.0%</b>	<b>129</b>	<b>167</b>	<b>100.0%</b>	<b>88</b>	<b>10</b>	<b>100.0%</b>	<b>6</b>	<b>354</b>	<b>100.0%</b>	<b>141</b>

27A.460(2) Percentages of fines, imprisonment, or other penalty assessment

Original & Final Plea Type

		GUILTY	NOT GUILTY	UNKNOWN PLEA TYPE	Grand Total
		Felony Charges	Original Plea	33 (13.5%)	198 (81.1%)
	Final Plea	175 (71.7%)	56 (23.0%)	13 (5.3%)	244 (100.0%)
Felony amended to Non-Felony	Original Plea		11 (100.0%)		11 (100.0%)
	Final Plea		11 (100.0%)		11 (100.0%)

27A.460(5) Percentage of pleas as charges

27A.460(6) Percentage of pleas to reduce charges

\* A case may consist of one or multiple convicted charges, the distinct count on cases counts the case only once.

\* Convicted charges, percent of charges and the distinct count of cases are sorted by the highest sentence penalty for each of the convicted charges (Guilty, Guilty - Multiple Counts, Prepayable Citation - Paid or Guilty - Sealed Sentence, Enhanced).



**ADMINISTRATIVE OFFICE OF THE COURTS**  
**Research and Statistics**  
 Annual Report FY 2023  
 Circuit Court - Felony Criminal Cases

**CALDWELL COUNTY**

Cases can have multiple charges which are heard either by a Court Trial, Jury Trial, No Trial or by a combination of trial types. Cases are categorized by how all the charges within the case were disposed. If all charges were disposed by the same trial type, it is counted in the separate category, otherwise, it is counted within the Mixed Trial category. If a charge had no trial type entered or it had No Trial, then it is counted in the No Trial category.

Cases by Trial Type  
 27A.460(7), (8), (9), (10)

	Mixed Trial	No Trial	Grand Total
Felony Amended to Non-Felony		10	10
		100.00%	100.00%
Felony Charges	4	154	158
	2.53%	97.47%	100.00%
Felony Convictions	3	126	129
	2.33%	97.67%	100.00%

27A.460(7) Percentage of disposition to guilty as charged by trial  
 27A.460(8) Percentage of those found guilty of lesser charge by trial  
 27A.460(9) Percentage of cases where jury trial taken  
 27A.460(10) Percentage of trials which are bench (court) trials

Shock Probation by Disposition Type  
 27A.440(3)(b)

	Denied	Granted	Grand Total
0026090 SHOCK PROBATION IN FELONY CONVICTIONS	73	46	119
	61.34%	38.66%	100.00%

27A.440(3)(b) Extracted data on shock probation shall be placed in the annual report of the Administrative Office of the Courts

\* A case may consist of one or multiple convicted charges, the distinct count on cases counts the case only once.

\* Other Disposition types include: Denied, Extradition, Grand Jury, Granted, Merged, Mistrial, Grand Jury, Other, Remanded, and Sealed Records.



**ADMINISTRATIVE OFFICE OF THE COURTS**  
**Research and Statistics**  
 Annual Report FY 2023  
 Circuit Court - Felony Criminal Cases  
**CALDWELL COUNTY**

**Youthful Offenders**

There were 0 Felony level charges and 0 Non-Felony level charges disposed within 0 Circuit Criminal cases during the fiscal year. Non-Felony charges include Misdemeanor, Violation, Local Ordinance, or Other charges within those cases.

27A.460(11)

	Charges	Cases
Felony		
Felony Amended to Non-Felony		

27A.460(11) The number of juvenile offenders tried as an adult

Of the 0 Felony level charges disposed within the Youthful Offender cases, 0 (None%) charges were convicted.

Youthful Offender

	Grand Total
Felony Charges by Disposition Type	0

Note: A youth charged prior to their 18th birthday, proceeded against as a youthful offender under KRS 635.020(7) may not be included in the above.

KRS 635.020(7) If a person who is eighteen (18) or older is charged with a felony that occurred prior to their eighteenth birthday, the court shall, upon motion of the county attorney made prior to adjudication and consultation with the Commonwealth's Attorney, the case may proceed in accordance with the provisions of KRS 640.010.

\* A case may consist of one or multiple convicted charges, the distinct count on cases counts the case only once.

\* Other disposition types include: Denied, Extradition, Grand Jury, Granted, Merged, Mistrial, Grand Jury, Other, Remanded, and Sealed Records.

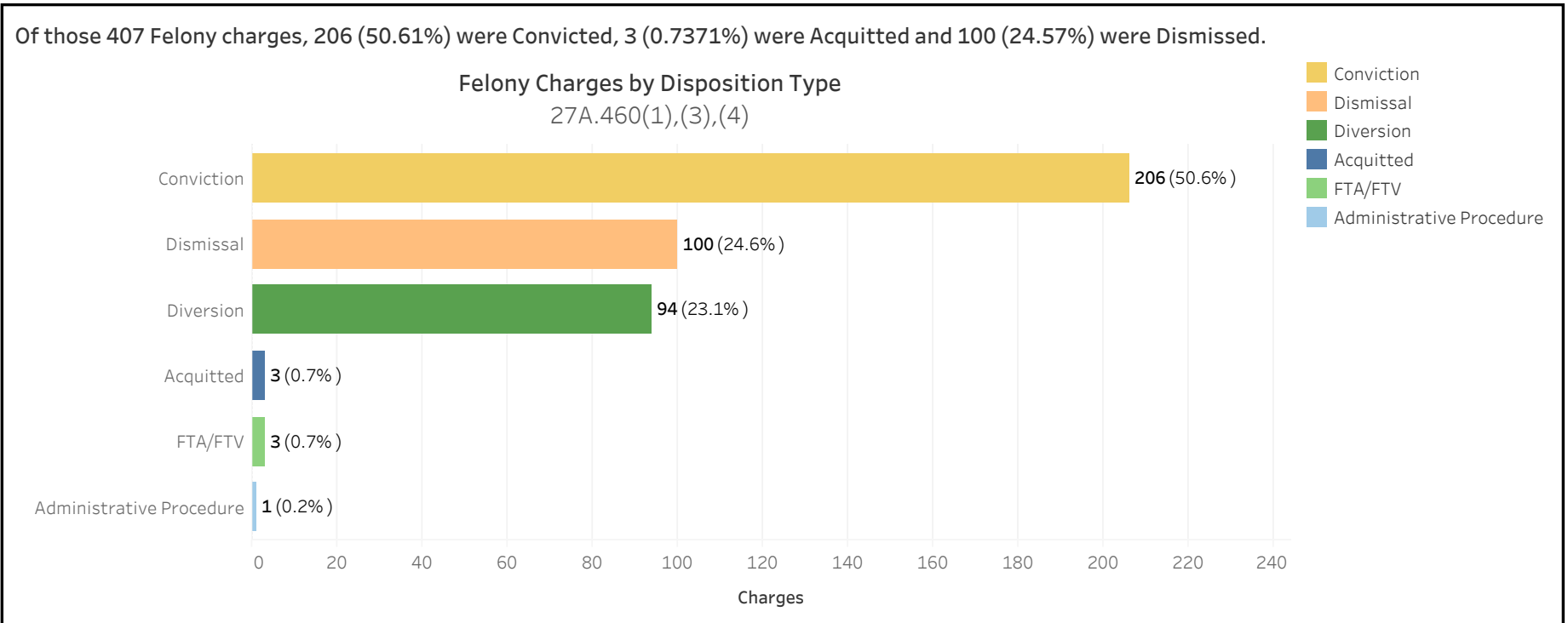


**ADMINISTRATIVE OFFICE OF THE COURTS**  
**Research and Statistics**  
 Annual Report FY 2023  
 Circuit Court - Felony Criminal Cases

**CALLOWAY COUNTY**

There were 407 Felony level charges and 17 Non-Felony level charges disposed within 287 Circuit Criminal cases during the Fiscal Year. Non-Felony charges include Misdemeanor, Violation, Local Ordinance or Other charges within those cases.

		Charges	Cases
CALLOWAY	Felony	407	271
	Felony amended to Non-Felony	17	



27A.460(1) Conviction Percentages  
 27A.460(3) Percentage of Acquittals  
 27A.460(4) Percentage of Dismissals

\* A case may consist of one or multiple convicted charges, the distinct count on cases counts the case only once.  
 \* Other Disposition types include: Denied, Extradition, Grand Jury, Granted, Merged, Mistrial, Grand Jury, Other, Remanded, and Sealed Records.



**ADMINISTRATIVE OFFICE OF THE COURTS**  
**Research and Statistics**  
 Annual Report FY 2023  
 Circuit Court - Felony Criminal Cases

**CALLOWAY COUNTY**

Felony Charges Convicted by Highest Penalty Type

Penalty Type	FELONY			MISDEMEANOR			VIOLATION			Grand Total		
	Charges	% of Chgs	Cases	Charges	% of Chgs	Cases	Charges	% of Chgs	Cases	Charges	% of Chgs	Cases
Incarcerated Prison	101	49.8%	53							101	31.8%	53
Incarcerated Jail	9	4.4%	8	36	31.6%	22				45	14.2%	29
Alternative: Probation	7	3.4%	7							7	2.2%	7
Alternative: Cond. Discharged	1	0.5%	1	65	57.0%	44				66	20.8%	45
Alternative Sentence	81	39.9%	64	10	8.8%	3				91	28.6%	64
Pay Fine							1	100.0%	1	1	0.3%	1
Pay Court Cost				1	0.9%	1				1	0.3%	1
Other Penalty	3	1.5%	3	2	1.8%	2				5	1.6%	5
No Sentence	1	0.5%	1							1	0.3%	1
<b>Grand Total</b>	<b>203</b>	<b>100.0%</b>	<b>135</b>	<b>114</b>	<b>100.0%</b>	<b>71</b>	<b>1</b>	<b>100.0%</b>	<b>1</b>	<b>318</b>	<b>100.0%</b>	<b>172</b>

27A.460(2) Percentages of fines, imprisonment, or other penalty assessment

Original & Final Plea Type

		NOT GUILTY	UNKNOWN PLEA TYPE	Grand Total
Felony Charges	Original Plea	3 (0.7%)	404 (99.3%)	407 (100.0%)
	Final Plea	3 (0.7%)	404 (99.3%)	407 (100.0%)
Felony amended to Non-Felony	Original Plea		17 (100.0%)	17 (100.0%)
	Final Plea		17 (100.0%)	17 (100.0%)

27A.460(5) Percentage of pleas as charges

27A.460(6) Percentage of pleas to reduce charges

\* A case may consist of one or multiple convicted charges, the distinct count on cases counts the case only once.

\* Convicted charges, percent of charges and the distinct count of cases are sorted by the highest sentence penalty for each of the convicted charges (Guilty, Guilty - Multiple Counts, Prepayable Citation - Paid or Guilty - Sealed Sentence, Enhanced).





**ADMINISTRATIVE OFFICE OF THE COURTS**  
**Research and Statistics**  
 Annual Report FY 2023  
 Circuit Court - Felony Criminal Cases

**CALLOWAY COUNTY**

Cases can have multiple charges which are heard either by a Court Trial, Jury Trial, No Trial or by a combination of trial types. Cases are categorized by how all the charges within the case were disposed. If all charges were disposed by the same trial type, it is counted in the separate category, otherwise, it is counted within the Mixed Trial category. If a charge had no trial type entered or it had No Trial, then it is counted in the No Trial category.

Cases by Trial Type  
 27A.460(7), (8), (9), (10)

	Jury Trial	Mixed Trial	No Trial	Grand Total
Felony Amended to Non-Felony		2 12.50%	14 87.50%	16 100.00%
Felony Charges	1 0.37%	29 10.70%	241 88.93%	271 100.00%
Felony Convictions		23 16.91%	113 83.09%	136 100.00%

27A.460(7) Percentage of disposition to guilty as charged by trial  
 27A.460(8) Percentage of those found guilty of lesser charge by trial  
 27A.460(9) Percentage of cases where jury trial taken  
 27A.460(10) Percentage of trials which are bench (court) trials

Shock Probation by Disposition Type  
 27A.440(3)(b)

	Denied	Granted	Grand Total
0026090 SHOCK PROBATION IN FELONY CONVICTIONS	84 77.06%	25 22.94%	109 100.00%

27A.440(3)(b) Extracted data on shock probation shall be placed in the annual report of the Administrative Office of the Courts

\* A case may consist of one or multiple convicted charges, the distinct count on cases counts the case only once.

\* Other Disposition types include: Denied, Extradition, Grand Jury, Granted, Merged, Mistrial, Grand Jury, Other, Remanded, and Sealed Records.



**ADMINISTRATIVE OFFICE OF THE COURTS**  
**Research and Statistics**  
 Annual Report FY 2023  
 Circuit Court - Felony Criminal Cases  
**CALLOWAY COUNTY**

### Youthful Offenders

There were 0 Felony level charges and 0 Non-Felony level charges disposed within 0 Circuit Criminal cases during the fiscal year. Non-Felony charges include Misdemeanor, Violation, Local Ordinance, or Other charges within those cases.

27A.460(11)

	Charges	Cases
Felony		
Felony Amended to Non-Felony		

27A.460(11) The number of juvenile offenders tried as an adult

Of the 0 Felony level charges disposed within the Youthful Offender cases, 0 (None%) charges were convicted.

Youthful Offender

		Grand Total
Felony Charges by Disposition Type	0	0

Note: A youth charged prior to their 18th birthday, proceeded against as a youthful offender under KRS 635.020(7) may not be included in the above.

KRS 635.020(7) If a person who is eighteen (18) or older is charged with a felony that occurred prior to their eighteenth birthday, the court shall, upon motion of the county attorney made prior to adjudication and consultation with the Commonwealth's Attorney, the case may proceed in accordance with the provisions of KRS 640.010.

\* A case may consist of one or multiple convicted charges, the distinct count on cases counts the case only once.

\* Other disposition types include: Denied, Extradition, Grand Jury, Granted, Merged, Mistrial, Grand Jury, Other, Remanded, and Sealed Records.

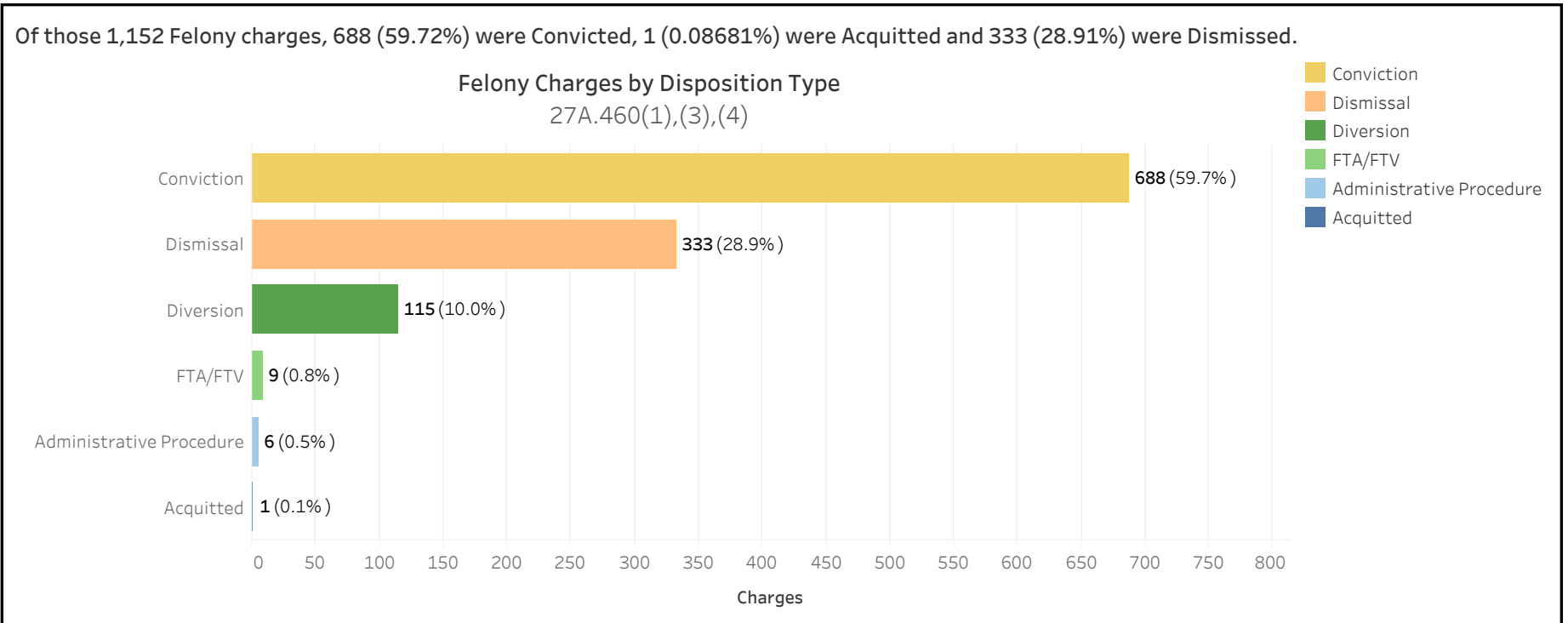


**ADMINISTRATIVE OFFICE OF THE COURTS**  
**Research and Statistics**  
 Annual Report FY 2023  
 Circuit Court - Felony Criminal Cases

**CAMPBELL COUNTY**

There were 1,152 Felony level charges and 28 Non-Felony level charges disposed within 771 Circuit Criminal cases during the Fiscal Year. Non-Felony charges include Misdemeanor, Violation, Local Ordinance or Other charges within those cases.

		Charges	Cases
CAMPBELL	Felony	1,152	743
	Felony amended to Non-Felony	28	



27A.460(1) Conviction Percentages  
 27A.460(3) Percentage of Acquittals  
 27A.460(4) Percentage of Dismissals

\* A case may consist of one or multiple convicted charges, the distinct count on cases counts the case only once.  
 \* Other Disposition types include: Denied, Extradition, Grand Jury, Granted, Merged, Mistrial, Grand Jury, Other, Remanded, and Sealed Records.



**ADMINISTRATIVE OFFICE OF THE COURTS**  
**Research and Statistics**  
 Annual Report FY 2023  
 Circuit Court - Felony Criminal Cases

**CAMPBELL COUNTY**

Felony Charges Convicted by Highest Penalty Type

Penalty Type	FELONY			MISDEMEANOR			VIOLATION			Grand Total		
	Charges	% of Chgs	Cases	Charges	% of Chgs	Cases	Charges	% of Chgs	Cases	Charges	% of Chgs	Cases
Incarcerated Prison	334	49.3%	149	1	0.2%	1				335	29.4%	149
Incarcerated Jail	122	18.0%	98	186	40.8%	113				308	27.0%	163
Alternative: Probation	220	32.5%	176	238	52.2%	152	3	37.5%	3	461	40.4%	235
Alternative: Cond. Discharged				23	5.0%	16				23	2.0%	16
Alternative Sentence	1	0.1%	1	6	1.3%	4	1	12.5%	1	8	0.7%	6
Pay Fine				1	0.2%	1	4	50.0%	4	5	0.4%	5
Pay Court Cost				1	0.2%	1				1	0.1%	1
<b>Grand Total</b>	<b>677</b>	<b>100.0%</b>	<b>418</b>	<b>456</b>	<b>100.0%</b>	<b>280</b>	<b>8</b>	<b>100.0%</b>	<b>8</b>	<b>1,141</b>	<b>100.0%</b>	<b>496</b>

27A.460(2) Percentages of fines, imprisonment, or other penalty assessment

Original & Final Plea Type

		GUILTY	NOT GUILTY	UNKNOWN PLEA TYPE	Grand Total
Felony Charges	Original Plea	27 (2.3%)	752 (65.3%)	373 (32.4%)	1,152 (100.0%)
	Final Plea	778 (67.5%)	1 (0.1%)	373 (32.4%)	1,152 (100.0%)
Felony amended to Non-Felony	Original Plea		1 (3.6%)	27 (96.4%)	28 (100.0%)
	Final Plea	1 (3.6%)		27 (96.4%)	28 (100.0%)

27A.460(5) Percentage of pleas as charges

27A.460(6) Percentage of pleas to reduce charges

\* A case may consist of one or multiple convicted charges, the distinct count on cases counts the case only once.

\* Convicted charges, percent of charges and the distinct count of cases are sorted by the highest sentence penalty for each of the convicted charges (Guilty, Guilty - Multiple Counts, Prepayable Citation - Paid or Guilty - Sealed Sentence, Enhanced).



**ADMINISTRATIVE OFFICE OF THE COURTS**  
**Research and Statistics**  
 Annual Report FY 2023  
 Circuit Court - Felony Criminal Cases

**CAMPBELL COUNTY**

Cases can have multiple charges which are heard either by a Court Trial, Jury Trial, No Trial or by a combination of trial types. Cases are categorized by how all the charges within the case were disposed. If all charges were disposed by the same trial type, it is counted in the separate category, otherwise, it is counted within the Mixed Trial category. If a charge had no trial type entered or it had No Trial, then it is counted in the No Trial category.

Cases by Trial Type  
 27A.460(7), (8), (9), (10)

	Jury Trial	Mixed Trial	No Trial	Grand Total
Felony Amended to Non-Felony		5 17.86%	23 82.14%	28 100.00%
Felony Charges	1 0.13%	4 0.54%	738 99.33%	743 100.00%
Felony Convictions		2 0.48%	417 99.52%	419 100.00%

27A.460(7) Percentage of disposition to guilty as charged by trial  
 27A.460(8) Percentage of those found guilty of lesser charge by trial  
 27A.460(9) Percentage of cases where jury trial taken  
 27A.460(10) Percentage of trials which are bench (court) trials

Shock Probation by Disposition Type  
 27A.440(3)(b)

	Denied	Granted	Grand Total
0026090 SHOCK PROBATION IN FELONY CONVICTIONS	22 84.62%	4 15.38%	26 100.00%

27A.440(3)(b) Extracted data on shock probation shall be placed in the annual report of the Administrative Office of the Courts

\* A case may consist of one or multiple convicted charges, the distinct count on cases counts the case only once.

\* Other Disposition types include: Denied, Extradition, Grand Jury, Granted, Merged, Mistrial, Grand Jury, Other, Remanded, and Sealed Records.



**ADMINISTRATIVE OFFICE OF THE COURTS**  
**Research and Statistics**  
 Annual Report FY 2023  
 Circuit Court - Felony Criminal Cases  
**CAMPBELL COUNTY**

**Youthful Offenders**

There were 6 Felony level charges and 0 Non-Felony level charges disposed within 1 Circuit Criminal cases during the fiscal year. Non-Felony charges include Misdemeanor, Violation, Local Ordinance, or Other charges within those cases.

27A.460(11)

	Charges	Cases
Felony	6	1
Felony Amended to Non-Felony	0	0

27A.460(11) The number of juvenile offenders tried as an adult

Of the 6 Felony level charges disposed within the Youthful Offender cases, 6 (100.0%) charges were convicted.

Youthful Offender

	Conviction	Grand Total
Felony Charges by Disposition Type	6	6

Note: A youth charged prior to their 18th birthday, proceeded against as a youthful offender under KRS 635.020(7) may not be included in the above.

KRS 635.020(7) If a person who is eighteen (18) or older is charged with a felony that occurred prior to their eighteenth birthday, the court shall, upon motion of the county attorney made prior to adjudication and consultation with the Commonwealth's Attorney, the case may proceed in accordance with the provisions of KRS 640.010.

\* A case may consist of one or multiple convicted charges, the distinct count on cases counts the case only once.

\* Other disposition types include: Denied, Extradition, Grand Jury, Granted, Merged, Mistrial, Grand Jury, Other, Remanded, and Sealed Records.

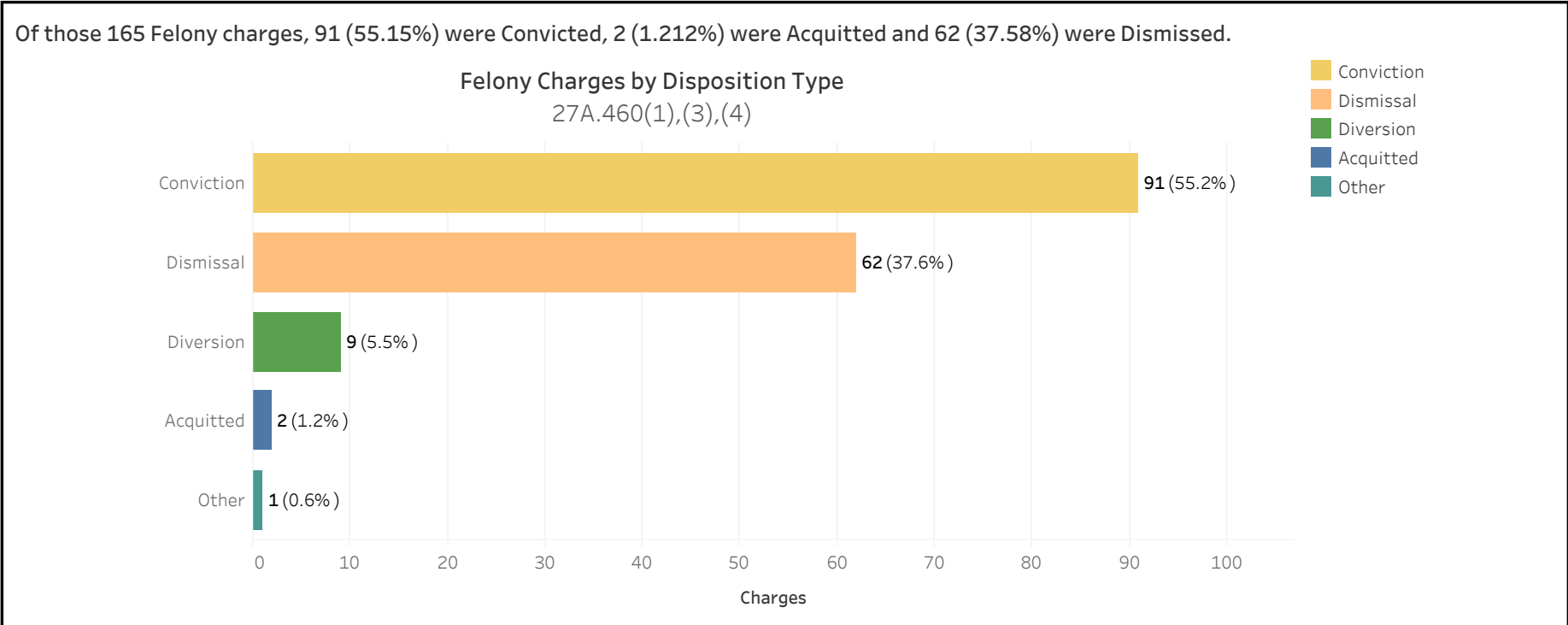


**ADMINISTRATIVE OFFICE OF THE COURTS**  
**Research and Statistics**  
 Annual Report FY 2023  
 Circuit Court - Felony Criminal Cases

**CARLISLE COUNTY**

There were 165 Felony level charges and 35 Non-Felony level charges disposed within 109 Circuit Criminal cases during the Fiscal Year. Non-Felony charges include Misdemeanor, Violation, Local Ordinance or Other charges within those cases.

		Charges	Cases
CARLISLE	Felony	165	84
	Felony amended to Non-Felony	35	



27A.460(1) Conviction Percentages  
 27A.460(3) Percentage of Acquittals  
 27A.460(4) Percentage of Dismissals

\* A case may consist of one or multiple convicted charges, the distinct count on cases counts the case only once.  
 \* Other Disposition types include: Denied, Extradition, Grand Jury, Granted, Merged, Mistrial, Grand Jury, Other, Remanded, and Sealed Records.



**ADMINISTRATIVE OFFICE OF THE COURTS**  
**Research and Statistics**  
 Annual Report FY 2023  
 Circuit Court - Felony Criminal Cases

**CARLISLE COUNTY**

Felony Charges Convicted by Highest Penalty Type

Penalty Type	FELONY			MISDEMEANOR			VIOLATION			Grand Total		
	Charges	% of Chgs	Cases	Charges	% of Chgs	Cases	Charges	% of Chgs	Cases	Charges	% of Chgs	Cases
Incarcerated Prison	48	52.7%	33							48	24.1%	33
Incarcerated Jail	7	7.7%	7	37	40.2%	24				44	22.1%	27
Alternative: Probation	1	1.1%	1							1	0.5%	1
Alternative: Cond. Discharged	6	6.6%	6	11	12.0%	6				17	8.5%	9
Alternative Sentence	28	30.8%	20	22	23.9%	13				50	25.1%	27
Pay Fine				2	2.2%	2	16	100.0%	13	18	9.0%	13
Other Penalty	1	1.1%	1	20	21.7%	13				21	10.6%	14
<b>Grand Total</b>	<b>91</b>	<b>100.0%</b>	<b>63</b>	<b>92</b>	<b>100.0%</b>	<b>53</b>	<b>16</b>	<b>100.0%</b>	<b>13</b>	<b>199</b>	<b>100.0%</b>	<b>73</b>

27A.460(2) Percentages of fines, imprisonment, or other penalty assessment

Original & Final Plea Type

		GUILTY	NOT GUILTY	UNKNOWN PLEA TYPE	Grand Total
Felony Charges	Original Plea	23 (13.9%)	40 (24.2%)	102 (61.8%)	165 (100.0%)
	Final Plea	55 (33.3%)	8 (4.8%)	102 (61.8%)	165 (100.0%)
Felony amended to Non-Felony	Original Plea			35 (100.0%)	35 (100.0%)
	Final Plea			35 (100.0%)	35 (100.0%)

27A.460(5) Percentage of pleas as charges

27A.460(6) Percentage of pleas to reduce charges

\* A case may consist of one or multiple convicted charges, the distinct count on cases counts the case only once.

\* Convicted charges, percent of charges and the distinct count of cases are sorted by the highest sentence penalty for each of the convicted charges (Guilty, Guilty - Multiple Counts, Prepayable Citation - Paid or Guilty - Sealed Sentence, Enhanced).





**ADMINISTRATIVE OFFICE OF THE COURTS**  
**Research and Statistics**  
 Annual Report FY 2023  
 Circuit Court - Felony Criminal Cases

**CARLISLE COUNTY**

Cases can have multiple charges which are heard either by a Court Trial, Jury Trial, No Trial or by a combination of trial types. Cases are categorized by how all the charges within the case were disposed. If all charges were disposed by the same trial type, it is counted in the separate category, otherwise, it is counted within the Mixed Trial category. If a charge had no trial type entered or it had No Trial, then it is counted in the No Trial category.

Cases by Trial Type  
 27A.460(7), (8), (9), (10)

	Jury Trial	Mixed Trial	No Trial	Grand Total
Felony Amended to Non-Felony		2 8.00%	23 92.00%	25 100.00%
Felony Charges	3 3.57%	6 7.14%	75 89.29%	84 100.00%
Felony Convictions	2 3.17%	5 7.94%	56 88.89%	63 100.00%

- 27A.460(7) Percentage of disposition to guilty as charged by trial
- 27A.460(8) Percentage of those found guilty of lesser charge by trial
- 27A.460(9) Percentage of cases where jury trial taken
- 27A.460(10) Percentage of trials which are bench (court) trials

Shock Probation by Disposition Type  
 27A.440(3)(b)

	Denied	Granted	Grand Total
0026090 SHOCK PROBATION IN FELONY CONVICTIONS	28 84.85%	5 15.15%	33 100.00%

27A.440(3)(b) Extracted data on shock probation shall be placed in the annual report of the Administrative Office of the Courts

\* A case may consist of one or multiple convicted charges, the distinct count on cases counts the case only once.  
 \* Other Disposition types include: Denied, Extradition, Grand Jury, Granted, Merged, Mistrial, Grand Jury, Other, Remanded, and Sealed Records.



**ADMINISTRATIVE OFFICE OF THE COURTS**  
**Research and Statistics**  
 Annual Report FY 2023  
 Circuit Court - Felony Criminal Cases  
**CARLISLE COUNTY**

### Youthful Offenders

There were 0 Felony level charges and 0 Non-Felony level charges disposed within 0 Circuit Criminal cases during the fiscal year. Non-Felony charges include Misdemeanor, Violation, Local Ordinance, or Other charges within those cases.

27A.460(11)

	Charges	Cases
Felony		
Felony Amended to Non-Felony		

27A.460(11) The number of juvenile offenders tried as an adult

Of the 0 Felony level charges disposed within the Youthful Offender cases, 0 (None%) charges were convicted.

Youthful Offender

	Grand Total
Felony Charges by Disposition Type	0

Note: A youth charged prior to their 18th birthday, proceeded against as a youthful offender under KRS 635.020(7) may not be included in the above.

KRS 635.020(7) If a person who is eighteen (18) or older is charged with a felony that occurred prior to their eighteenth birthday, the court shall, upon motion of the county attorney made prior to adjudication and consultation with the Commonwealth's Attorney, the case may proceed in accordance with the provisions of KRS 640.010.

\* A case may consist of one or multiple convicted charges, the distinct count on cases counts the case only once.

\* Other disposition types include: Denied, Extradition, Grand Jury, Granted, Merged, Mistrial, Grand Jury, Other, Remanded, and Sealed Records.

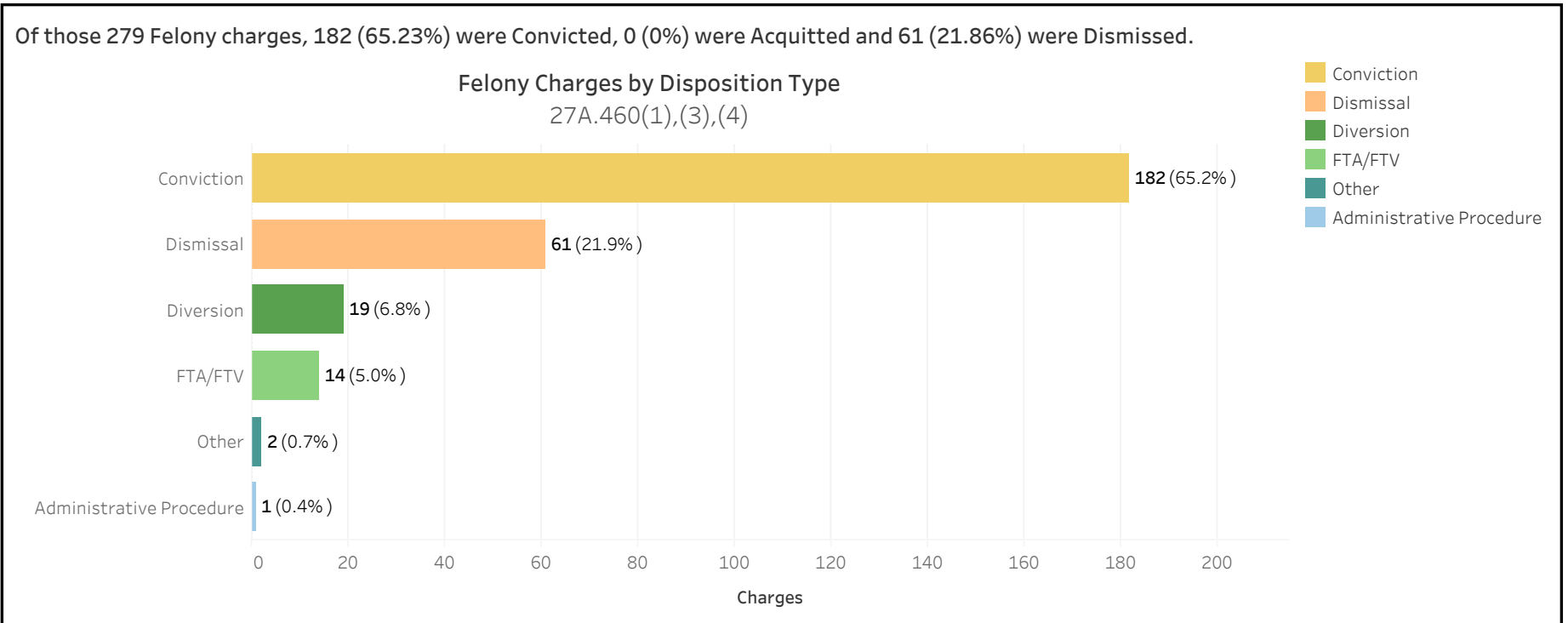


**ADMINISTRATIVE OFFICE OF THE COURTS**  
**Research and Statistics**  
 Annual Report FY 2023  
 Circuit Court - Felony Criminal Cases

**CARROLL COUNTY**

There were 279 Felony level charges and 7 Non-Felony level charges disposed within 197 Circuit Criminal cases during the Fiscal Year. Non-Felony charges include Misdemeanor, Violation, Local Ordinance or Other charges within those cases.

		Charges	Cases
CARROLL	Felony	279	190
	Felony amended to Non-Felony	7	



27A.460(1) Conviction Percentages  
 27A.460(3) Percentage of Acquittals  
 27A.460(4) Percentage of Dismissals

\* A case may consist of one or multiple convicted charges, the distinct count on cases counts the case only once.  
 \* Other Disposition types include: Denied, Extradition, Grand Jury, Granted, Merged, Mistrial, Grand Jury, Other, Remanded, and Sealed Records.



**ADMINISTRATIVE OFFICE OF THE COURTS**  
**Research and Statistics**  
 Annual Report FY 2023  
 Circuit Court - Felony Criminal Cases

**CARROLL COUNTY**

Felony Charges Convicted by Highest Penalty Type

Penalty Type	FELONY			MISDEMEANOR			VIOLATION			Grand Total		
	Charges	% of Chgs	Cases	Charges	% of Chgs	Cases	Charges	% of Chgs	Cases	Charges	% of Chgs	Cases
Incarcerated Prison	64	35.2%	43							64	13.4%	43
Incarcerated Jail	31	17.0%	24	176	74.9%	97	2	3.3%	2	209	43.7%	102
Alternative: Cond. Discharged				48	20.4%	29	1	1.6%	1	49	10.3%	29
Alternative Sentence	84	46.2%	82	1	0.4%	1				85	17.8%	82
Pay Fine							2	3.3%	1	2	0.4%	1
Pay Court Cost	1	0.5%	1							1	0.2%	1
Other Penalty	1	0.5%	1	10	4.3%	10	56	91.8%	34	67	14.0%	37
No Sentence	1	0.5%	1							1	0.2%	1
<b>Grand Total</b>	<b>182</b>	<b>100.0%</b>	<b>133</b>	<b>235</b>	<b>100.0%</b>	<b>122</b>	<b>61</b>	<b>100.0%</b>	<b>34</b>	<b>478</b>	<b>100.0%</b>	<b>160</b>

27A.460(2) Percentages of fines, imprisonment, or other penalty assessment

Original & Final Plea Type

		UNKNOWN PLEA TYPE	Grand Total
Felony Charges	Original Plea	279 (100.0%)	279 (100.0%)
	Final Plea	279 (100.0%)	279 (100.0%)
Felony amended to Non-Felony	Original Plea	7 (100.0%)	7 (100.0%)
	Final Plea	7 (100.0%)	7 (100.0%)

27A.460(5) Percentage of pleas as charges

27A.460(6) Percentage of pleas to reduce charges

\* A case may consist of one or multiple convicted charges, the distinct count on cases counts the case only once.

\* Convicted charges, percent of charges and the distinct count of cases are sorted by the highest sentence penalty for each of the convicted charges (Guilty, Guilty - Multiple Counts, Prepayable Citation - Paid or Guilty - Sealed Sentence, Enhanced).



**ADMINISTRATIVE OFFICE OF THE COURTS**  
**Research and Statistics**  
 Annual Report FY 2023  
 Circuit Court - Felony Criminal Cases

**CARROLL COUNTY**

Cases can have multiple charges which are heard either by a Court Trial, Jury Trial, No Trial or by a combination of trial types. Cases are categorized by how all the charges within the case were disposed. If all charges were disposed by the same trial type, it is counted in the separate category, otherwise, it is counted within the Mixed Trial category. If a charge had no trial type entered or it had No Trial, then it is counted in the No Trial category.

Cases by Trial Type  
 27A.460(7), (8), (9), (10)

	Mixed Trial	No Trial	Grand Total
Felony Amended to Non-Felony		7	7
		100.00%	100.00%
Felony Charges	33	157	190
	17.37%	82.63%	100.00%
Felony Convictions	33	100	133
	24.81%	75.19%	100.00%

- 27A.460(7) Percentage of disposition to guilty as charged by trial
- 27A.460(8) Percentage of those found guilty of lesser charge by trial
- 27A.460(9) Percentage of cases where jury trial taken
- 27A.460(10) Percentage of trials which are bench (court) trials

Shock Probation by Disposition Type  
 27A.440(3)(b)

	Denied	Granted	Withdrawn	Other	Grand Total
0026090 SHOCK PROBATION IN FELONY CONVICTIONS	18	2	2	1	23
	78.26%	8.70%	8.70%	4.35%	100.00%

27A.440(3)(b) Extracted data on shock probation shall be placed in the annual report of the Administrative Office of the Courts

\* A case may consist of one or multiple convicted charges, the distinct count on cases counts the case only once.  
 \* Other Disposition types include: Denied, Extradition, Grand Jury, Granted, Merged, Mistrial, Grand Jury, Other, Remanded, and Sealed Records.



**ADMINISTRATIVE OFFICE OF THE COURTS**  
**Research and Statistics**  
 Annual Report FY 2023  
 Circuit Court - Felony Criminal Cases  
**CARROLL COUNTY**

### Youthful Offenders

There were 0 Felony level charges and 0 Non-Felony level charges disposed within 0 Circuit Criminal cases during the fiscal year. Non-Felony charges include Misdemeanor, Violation, Local Ordinance, or Other charges within those cases.

27A.460(11)

	Charges	Cases
Felony		
Felony Amended to Non-Felony		

27A.460(11) The number of juvenile offenders tried as an adult

Of the 0 Felony level charges disposed within the Youthful Offender cases, 0 (None%) charges were convicted.

Youthful Offender

		Grand Total
Felony Charges by Disposition Type	0	0

Note: A youth charged prior to their 18th birthday, proceeded against as a youthful offender under KRS 635.020(7) may not be included in the above.

KRS 635.020(7) If a person who is eighteen (18) or older is charged with a felony that occurred prior to their eighteenth birthday, the court shall, upon motion of the county attorney made prior to adjudication and consultation with the Commonwealth's Attorney, the case may proceed in accordance with the provisions of KRS 640.010.

\* A case may consist of one or multiple convicted charges, the distinct count on cases counts the case only once.

\* Other disposition types include: Denied, Extradition, Grand Jury, Granted, Merged, Mistrial, Grand Jury, Other, Remanded, and Sealed Records.

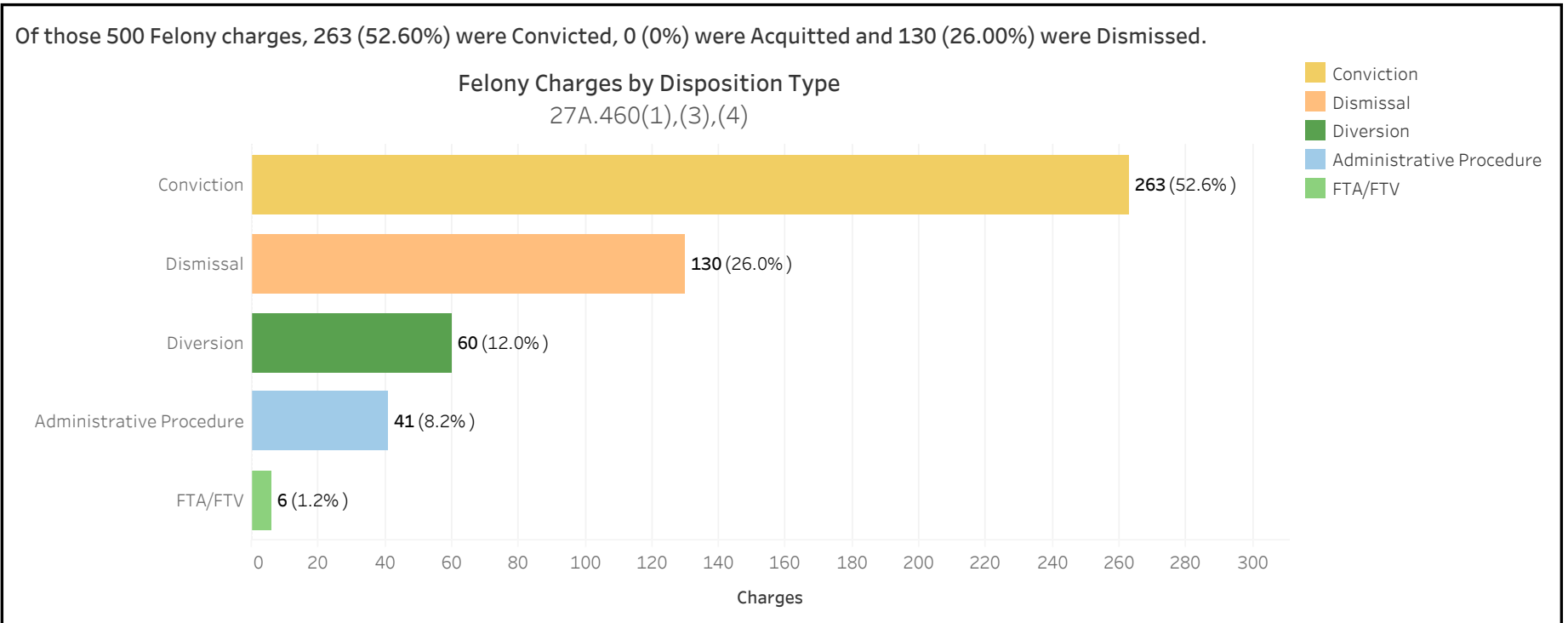


**ADMINISTRATIVE OFFICE OF THE COURTS**  
**Research and Statistics**  
 Annual Report FY 2023  
 Circuit Court - Felony Criminal Cases

**CARTER COUNTY**

There were 500 Felony level charges and 28 Non-Felony level charges disposed within 344 Circuit Criminal cases during the Fiscal Year. Non-Felony charges include Misdemeanor, Violation, Local Ordinance or Other charges within those cases.

		Charges	Cases
CARTER	Felony	500	318
	Felony amended to Non-Felony	28	



27A.460(1) Conviction Percentages  
 27A.460(3) Percentage of Acquittals  
 27A.460(4) Percentage of Dismissals

\* A case may consist of one or multiple convicted charges, the distinct count on cases counts the case only once.  
 \* Other Disposition types include: Denied, Extradition, Grand Jury, Granted, Merged, Mistrial, Grand Jury, Other, Remanded, and Sealed Records.



**ADMINISTRATIVE OFFICE OF THE COURTS**  
**Research and Statistics**  
 Annual Report FY 2023  
 Circuit Court - Felony Criminal Cases

**CARTER COUNTY**

Felony Charges Convicted by Highest Penalty Type

Penalty Type	FELONY			MISDEMEANOR			VIOLATION			Grand Total		
	Charges	% of Chgs	Cases	Charges	% of Chgs	Cases	Charges	% of Chgs	Cases	Charges	% of Chgs	Cases
Incarcerated Prison	158	60.3%	103	2	1.2%	2				160	37.6%	105
Incarcerated Jail	26	9.9%	22	80	49.4%	47	1	100.0%	1	107	25.2%	63
Alternative: Probation	2	0.8%	2							2	0.5%	2
Alternative: Cond. Discharged	7	2.7%	7	43	26.5%	25				50	11.8%	31
Alternative Sentence	22	8.4%	19	11	6.8%	11				33	7.8%	30
Pay Fine				1	0.6%	1				1	0.2%	1
Pay Court Cost	13	5.0%	13	5	3.1%	5				18	4.2%	17
Other Penalty	29	11.1%	26	19	11.7%	11				48	11.3%	30
No Sentence	5	1.9%	5	1	0.6%	1				6	1.4%	6
<b>Grand Total</b>	<b>262</b>	<b>100.0%</b>	<b>185</b>	<b>162</b>	<b>100.0%</b>	<b>93</b>	<b>1</b>	<b>100.0%</b>	<b>1</b>	<b>425</b>	<b>100.0%</b>	<b>231</b>

27A.460(2) Percentages of fines, imprisonment, or other penalty assessment

Original & Final Plea Type

		GUILTY	NOT GUILTY	UNKNOWN PLEA TYPE	Grand Total
Felony Charges	Original Plea		249 (49.8%)	251 (50.2%)	500 (100.0%)
	Final Plea	245 (49.0%)	4 (0.8%)	251 (50.2%)	500 (100.0%)
Felony amended to Non-Felony	Original Plea			28 (100.0%)	28 (100.0%)
	Final Plea			28 (100.0%)	28 (100.0%)

27A.460(5) Percentage of pleas as charges

27A.460(6) Percentage of pleas to reduce charges

\* A case may consist of one or multiple convicted charges, the distinct count on cases counts the case only once.

\* Convicted charges, percent of charges and the distinct count of cases are sorted by the highest sentence penalty for each of the convicted charges (Guilty, Guilty - Multiple Counts, Prepayable Citation - Paid or Guilty - Sealed Sentence, Enhanced).





**ADMINISTRATIVE OFFICE OF THE COURTS**  
**Research and Statistics**  
 Annual Report FY 2023  
 Circuit Court - Felony Criminal Cases

**CARTER COUNTY**

Cases can have multiple charges which are heard either by a Court Trial, Jury Trial, No Trial or by a combination of trial types. Cases are categorized by how all the charges within the case were disposed. If all charges were disposed by the same trial type, it is counted in the separate category, otherwise, it is counted within the Mixed Trial category. If a charge had no trial type entered or it had No Trial, then it is counted in the No Trial category.

Cases by Trial Type  
 27A.460(7), (8), (9), (10)

	Mixed Trial	No Trial	Grand Total
Felony Amended to Non-Felony	1 3.85%	25 96.15%	26 100.00%
Felony Charges	3 0.94%	315 99.06%	318 100.00%
Felony Convictions	2 1.08%	183 98.92%	185 100.00%

- 27A.460(7) Percentage of disposition to guilty as charged by trial
- 27A.460(8) Percentage of those found guilty of lesser charge by trial
- 27A.460(9) Percentage of cases where jury trial taken
- 27A.460(10) Percentage of trials which are bench (court) trials

Shock Probation by Disposition Type  
 27A.440(3)(b)

	Granted	Grand Total
0026090 SHOCK PROBATION IN FELONY CONVICTIONS	6 100.00%	6 100.00%

27A.440(3)(b) Extracted data on shock probation shall be placed in the annual report of the Administrative Office of the Courts

\* A case may consist of one or multiple convicted charges, the distinct count on cases counts the case only once.  
 \* Other Disposition types include: Denied, Extradition, Grand Jury, Granted, Merged, Mistrial, Grand Jury, Other, Remanded, and Sealed Records.



**ADMINISTRATIVE OFFICE OF THE COURTS**  
**Research and Statistics**  
 Annual Report FY 2023  
 Circuit Court - Felony Criminal Cases  
**CARTER COUNTY**

### Youthful Offenders

There were 0 Felony level charges and 0 Non-Felony level charges disposed within 0 Circuit Criminal cases during the fiscal year. Non-Felony charges include Misdemeanor, Violation, Local Ordinance, or Other charges within those cases.

27A.460(11)

	Charges	Cases
Felony		
Felony Amended to Non-Felony		

27A.460(11) The number of juvenile offenders tried as an adult

Of the 0 Felony level charges disposed within the Youthful Offender cases, 0 (None%) charges were convicted.

Youthful Offender

		Grand Total
Felony Charges by Disposition Type	0	0

Note: A youth charged prior to their 18th birthday, proceeded against as a youthful offender under KRS 635.020(7) may not be included in the above.

KRS 635.020(7) If a person who is eighteen (18) or older is charged with a felony that occurred prior to their eighteenth birthday, the court shall, upon motion of the county attorney made prior to adjudication and consultation with the Commonwealth's Attorney, the case may proceed in accordance with the provisions of KRS 640.010.

\* A case may consist of one or multiple convicted charges, the distinct count on cases counts the case only once.

\* Other disposition types include: Denied, Extradition, Grand Jury, Granted, Merged, Mistrial, Grand Jury, Other, Remanded, and Sealed Records.

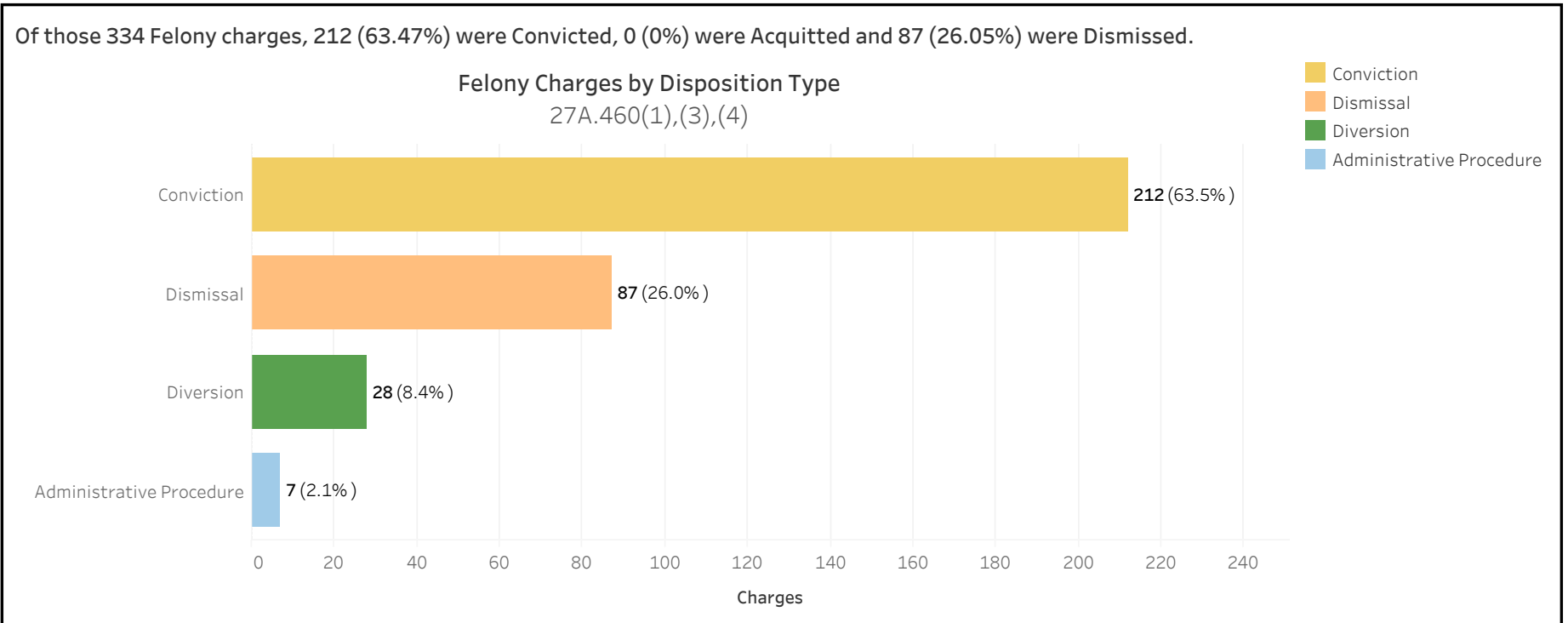


**ADMINISTRATIVE OFFICE OF THE COURTS**  
**Research and Statistics**  
 Annual Report FY 2023  
 Circuit Court - Felony Criminal Cases

**CASEY COUNTY**

There were 334 Felony level charges and 7 Non-Felony level charges disposed within 201 Circuit Criminal cases during the Fiscal Year. Non-Felony charges include Misdemeanor, Violation, Local Ordinance or Other charges within those cases.

		Charges	Cases
CASEY	Felony	334	196
	Felony amended to Non-Felony	7	



27A.460(1) Conviction Percentages  
 27A.460(3) Percentage of Acquittals  
 27A.460(4) Percentage of Dismissals

\* A case may consist of one or multiple convicted charges, the distinct count on cases counts the case only once.  
 \* Other Disposition types include: Denied, Extradition, Grand Jury, Granted, Merged, Mistrial, Grand Jury, Other, Remanded, and Sealed Records.



**ADMINISTRATIVE OFFICE OF THE COURTS**  
**Research and Statistics**  
 Annual Report FY 2023  
 Circuit Court - Felony Criminal Cases

**CASEY COUNTY**

Felony Charges Convicted by Highest Penalty Type

Penalty Type	FELONY			MISDEMEANOR			VIOLATION			Grand Total		
	Charges	% of Chgs	Cases	Charges	% of Chgs	Cases	Charges	% of Chgs	Cases	Charges	% of Chgs	Cases
Incarcerated Prison	115	54.8%	60							115	22.4%	60
Incarcerated Jail	26	12.4%	24	117	48.5%	59				143	27.8%	67
Alternative: Probation	69	32.9%	49	74	30.7%	44				143	27.8%	60
Alternative: Cond. Discharged				23	9.5%	14				23	4.5%	14
Alternative Sentence				3	1.2%	3				3	0.6%	3
Pay Fine				23	9.5%	2	4	6.3%	4	27	5.3%	6
Pay Court Cost							1	1.6%	1	1	0.2%	1
Other Penalty				1	0.4%	1	58	92.1%	34	59	11.5%	34
<b>Grand Total</b>	<b>210</b>	<b>100.0%</b>	<b>133</b>	<b>241</b>	<b>100.0%</b>	<b>109</b>	<b>63</b>	<b>100.0%</b>	<b>39</b>	<b>514</b>	<b>100.0%</b>	<b>160</b>

27A.460(2) Percentages of fines, imprisonment, or other penalty assessment

Original & Final Plea Type

		GUILTY	NOT GUILTY	UNKNOWN PLEA TYPE	Grand Total
Felony Charges	Original Plea	21 (6.3%)	219 (65.6%)	94 (28.1%)	334 (100.0%)
	Final Plea	234 (70.1%)	6 (1.8%)	94 (28.1%)	334 (100.0%)
Felony amended to Non-Felony	Original Plea			7 (100.0%)	7 (100.0%)
	Final Plea			7 (100.0%)	7 (100.0%)

27A.460(5) Percentage of pleas as charges

27A.460(6) Percentage of pleas to reduce charges

\* A case may consist of one or multiple convicted charges, the distinct count on cases counts the case only once.

\* Convicted charges, percent of charges and the distinct count of cases are sorted by the highest sentence penalty for each of the convicted charges (Guilty, Guilty - Multiple Counts, Prepayable Citation - Paid or Guilty - Sealed Sentence, Enhanced).



**ADMINISTRATIVE OFFICE OF THE COURTS**  
**Research and Statistics**  
 Annual Report FY 2023  
 Circuit Court - Felony Criminal Cases

**CASEY COUNTY**

Cases can have multiple charges which are heard either by a Court Trial, Jury Trial, No Trial or by a combination of trial types. Cases are categorized by how all the charges within the case were disposed. If all charges were disposed by the same trial type, it is counted in the separate category, otherwise, it is counted within the Mixed Trial category. If a charge had no trial type entered or it had No Trial, then it is counted in the No Trial category.

Cases by Trial Type  
 27A.460(7), (8), (9), (10)

	Jury Trial	Mixed Trial	No Trial	Grand Total
Felony Amended to Non-Felony			5	5
			100.00%	100.00%
Felony Charges	2	9	185	196
	1.02%	4.59%	94.39%	100.00%
Felony Convictions	2	5	126	133
	1.50%	3.76%	94.74%	100.00%

- 27A.460(7) Percentage of disposition to guilty as charged by trial
- 27A.460(8) Percentage of those found guilty of lesser charge by trial
- 27A.460(9) Percentage of cases where jury trial taken
- 27A.460(10) Percentage of trials which are bench (court) trials

Shock Probation by Disposition Type  
 27A.440(3)(b)

	Denied	Grand Total
0026090 SHOCK PROBATION IN FELONY CONVICTIONS	53	53
	100.00%	100.00%

27A.440(3)(b) Extracted data on shock probation shall be placed in the annual report of the Administrative Office of the Courts

\* A case may consist of one or multiple convicted charges, the distinct count on cases counts the case only once.  
 \* Other Disposition types include: Denied, Extradition, Grand Jury, Granted, Merged, Mistrial, Grand Jury, Other, Remanded, and Sealed Records.



**ADMINISTRATIVE OFFICE OF THE COURTS**  
**Research and Statistics**  
 Annual Report FY 2023  
 Circuit Court - Felony Criminal Cases  
**CASEY COUNTY**

### Youthful Offenders

There were 0 Felony level charges and 0 Non-Felony level charges disposed within 0 Circuit Criminal cases during the fiscal year. Non-Felony charges include Misdemeanor, Violation, Local Ordinance, or Other charges within those cases.

27A.460(11)

	Charges	Cases
Felony		
Felony Amended to Non-Felony		

27A.460(11) The number of juvenile offenders tried as an adult

Of the 0 Felony level charges disposed within the Youthful Offender cases, 0 (None%) charges were convicted.

Youthful Offender

		Grand Total
Felony Charges by Disposition Type	0	0

Note: A youth charged prior to their 18th birthday, proceeded against as a youthful offender under KRS 635.020(7) may not be included in the above.

KRS 635.020(7) If a person who is eighteen (18) or older is charged with a felony that occurred prior to their eighteenth birthday, the court shall, upon motion of the county attorney made prior to adjudication and consultation with the Commonwealth's Attorney, the case may proceed in accordance with the provisions of KRS 640.010.

\* A case may consist of one or multiple convicted charges, the distinct count on cases counts the case only once.

\* Other disposition types include: Denied, Extradition, Grand Jury, Granted, Merged, Mistrial, Grand Jury, Other, Remanded, and Sealed Records.

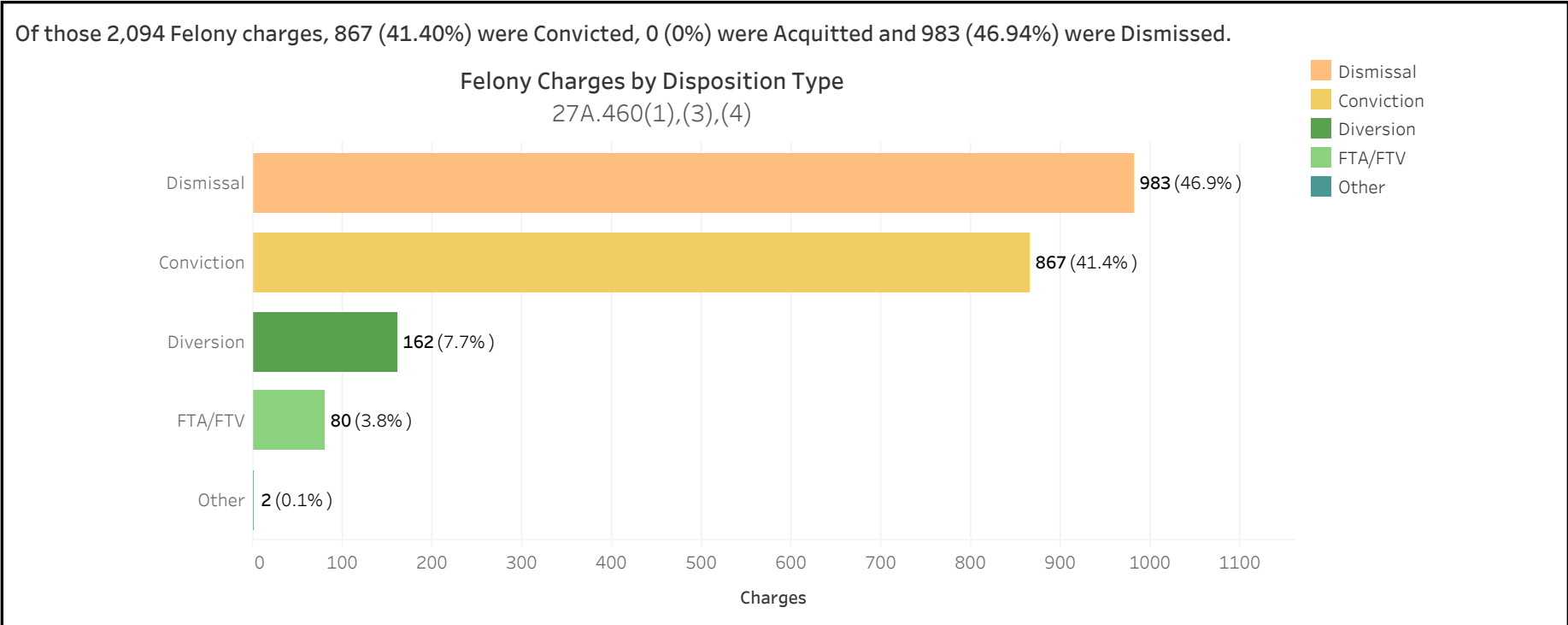


**ADMINISTRATIVE OFFICE OF THE COURTS**  
**Research and Statistics**  
 Annual Report FY 2023  
 Circuit Court - Felony Criminal Cases

**CHRISTIAN COUNTY**

There were 2,094 Felony level charges and 90 Non-Felony level charges disposed within 1,224 Circuit Criminal cases during the Fiscal Year. Non-Felony charges include Misdemeanor, Violation, Local Ordinance or Other charges within those cases.

		Charges	Cases
CHRISTIAN	Felony	2,094	1,155
	Felony amended to Non-Felony	90	



27A.460(1) Conviction Percentages  
 27A.460(3) Percentage of Acquittals  
 27A.460(4) Percentage of Dismissals

\* A case may consist of one or multiple convicted charges, the distinct count on cases counts the case only once.  
 \* Other Disposition types include: Denied, Extradition, Grand Jury, Granted, Merged, Mistrial, Grand Jury, Other, Remanded, and Sealed Records.



**ADMINISTRATIVE OFFICE OF THE COURTS**  
**Research and Statistics**  
 Annual Report FY 2023  
 Circuit Court - Felony Criminal Cases

**CHRISTIAN COUNTY**

Felony Charges Convicted by Highest Penalty Type

Penalty Type	FELONY			MISDEMEANOR			VIOLATION			Grand Total		
	Charges	% of Chgs	Cases	Charges	% of Chgs	Cases	Charges	% of Chgs	Cases	Charges	% of Chgs	Cases
Incarcerated Prison	296	34.4%	155	3	0.6%	3				299	20.7%	156
Incarcerated Jail	74	8.6%	50	129	24.1%	77	3	6.7%	2	206	14.3%	105
Alternative: Probation	46	5.3%	22	58	10.8%	42	1	2.2%	1	105	7.3%	56
Alternative: Cond. Discharged	5	0.6%	4							5	0.3%	4
Alternative Sentence	66	7.7%	47	41	7.7%	24	1	2.2%	1	108	7.5%	59
Pay Fine				23	4.3%	16	33	73.3%	26	56	3.9%	36
Pay Court Cost	18	2.1%	18	4	0.7%	4	1	2.2%	1	23	1.6%	23
Other Penalty	353	41.0%	234	267	49.9%	153	6	13.3%	6	626	43.4%	287
No Sentence	3	0.3%	3	10	1.9%	7				13	0.9%	10
<b>Grand Total</b>	<b>861</b>	<b>100.0%</b>	<b>500</b>	<b>535</b>	<b>100.0%</b>	<b>310</b>	<b>45</b>	<b>100.0%</b>	<b>36</b>	<b>1,441</b>	<b>100.0%</b>	<b>607</b>

27A.460(2) Percentages of fines, imprisonment, or other penalty assessment

Original & Final Plea Type

		GUILTY	NOT GUILTY	UNKNOWN PLEA TYPE	Grand Total
Felony Charges	Original Plea	1 (0.0%)	485 (23.2%)	1,608 (76.8%)	2,094 (100.0%)
	Final Plea	476 (22.7%)	10 (0.5%)	1,608 (76.8%)	2,094 (100.0%)
Felony amended to Non-Felony	Original Plea		3 (3.3%)	87 (96.7%)	90 (100.0%)
	Final Plea	3 (3.3%)		87 (96.7%)	90 (100.0%)

27A.460(5) Percentage of pleas as charges

27A.460(6) Percentage of pleas to reduce charges

\* A case may consist of one or multiple convicted charges, the distinct count on cases counts the case only once.

\* Convicted charges, percent of charges and the distinct count of cases are sorted by the highest sentence penalty for each of the convicted charges (Guilty, Guilty - Multiple Counts, Prepayable Citation - Paid or Guilty - Sealed Sentence, Enhanced).





**ADMINISTRATIVE OFFICE OF THE COURTS**  
**Research and Statistics**  
 Annual Report FY 2023  
 Circuit Court - Felony Criminal Cases

**CHRISTIAN COUNTY**

Cases can have multiple charges which are heard either by a Court Trial, Jury Trial, No Trial or by a combination of trial types. Cases are categorized by how all the charges within the case were disposed. If all charges were disposed by the same trial type, it is counted in the separate category, otherwise, it is counted within the Mixed Trial category. If a charge had no trial type entered or it had No Trial, then it is counted in the No Trial category.

Cases by Trial Type  
 27A.460(7), (8), (9), (10)

	Mixed Trial	No Trial	Grand Total
Felony Amended to Non-Felony	6 8.70%	63 91.30%	69 100.00%
Felony Charges	115 9.96%	1,040 90.04%	1,155 100.00%
Felony Convictions	93 18.49%	410 81.51%	503 100.00%

- 27A.460(7) Percentage of disposition to guilty as charged by trial
- 27A.460(8) Percentage of those found guilty of lesser charge by trial
- 27A.460(9) Percentage of cases where jury trial taken
- 27A.460(10) Percentage of trials which are bench (court) trials

Shock Probation by Disposition Type  
 27A.440(3)(b)

	Denied	Granted	Vacated	Other	Grand Total
0026090 SHOCK PROBATION IN FELONY CONVICTIONS	218 66.87%	87 26.69%	2 0.61%	19 5.83%	326 100.00%

27A.440(3)(b) Extracted data on shock probation shall be placed in the annual report of the Administrative Office of the Courts

\* A case may consist of one or multiple convicted charges, the distinct count on cases counts the case only once.

\* Other Disposition types include: Denied, Extradition, Grand Jury, Granted, Merged, Mistrial, Grand Jury, Other, Remanded, and Sealed Records.



**ADMINISTRATIVE OFFICE OF THE COURTS**  
**Research and Statistics**  
 Annual Report FY 2023  
 Circuit Court - Felony Criminal Cases  
**CHRISTIAN COUNTY**

**Youthful Offenders**

There were 5 Felony level charges and 0 Non-Felony level charges disposed within 1 Circuit Criminal cases during the fiscal year. Non-Felony charges include Misdemeanor, Violation, Local Ordinance, or Other charges within those cases.

27A.460(11)

	Charges	Cases
Felony	5	1
Felony Amended to Non-Felony	0	0

27A.460(11) The number of juvenile offenders tried as an adult

Of the 5 Felony level charges disposed within the Youthful Offender cases, 5 (100.0%) charges were convicted.

Youthful Offender

	Conviction	Grand Total
Felony Charges by Disposition Type	5	5

Note: A youth charged prior to their 18th birthday, proceeded against as a youthful offender under KRS 635.020(7) may not be included in the above.

KRS 635.020(7) If a person who is eighteen (18) or older is charged with a felony that occurred prior to their eighteenth birthday, the court shall, upon motion of the county attorney made prior to adjudication and consultation with the Commonwealth's Attorney, the case may proceed in accordance with the provisions of KRS 640.010.

\* A case may consist of one or multiple convicted charges, the distinct count on cases counts the case only once.

\* Other disposition types include: Denied, Extradition, Grand Jury, Granted, Merged, Mistrial, Grand Jury, Other, Remanded, and Sealed Records.

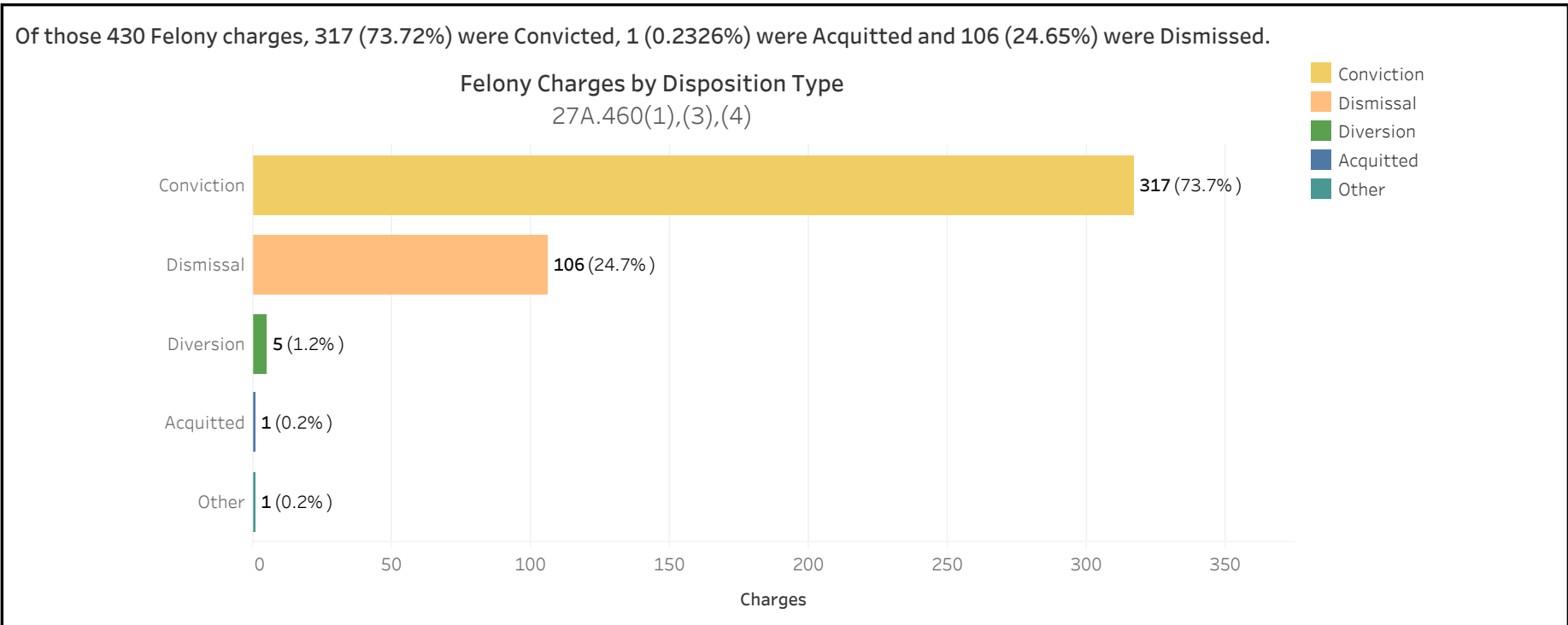


**ADMINISTRATIVE OFFICE OF THE COURTS**  
**Research and Statistics**  
 Annual Report FY 2023  
 Circuit Court - Felony Criminal Cases

**CLARK COUNTY**

There were 430 Felony level charges and 22 Non-Felony level charges disposed within 258 Circuit Criminal cases during the Fiscal Year. Non-Felony charges include Misdemeanor, Violation, Local Ordinance or Other charges within those cases.

		Charges	Cases
CLARK	Felony	430	242
	Felony amended to Non-Felony	22	



27A.460(1) Conviction Percentages  
 27A.460(3) Percentage of Acquittals  
 27A.460(4) Percentage of Dismissals

\* A case may consist of one or multiple convicted charges, the distinct count on cases counts the case only once.  
 \* Other Disposition types include: Denied, Extradition, Grand Jury, Granted, Merged, Mistrial, Grand Jury, Other, Remanded, and Sealed Records.



**ADMINISTRATIVE OFFICE OF THE COURTS**  
**Research and Statistics**  
 Annual Report FY 2023  
 Circuit Court - Felony Criminal Cases

**CLARK COUNTY**

Felony Charges Convicted by Highest Penalty Type

Penalty Type	FELONY			MISDEMEANOR			VIOLATION			Grand Total		
	Charges	% of Chgs	Cases	Charges	% of Chgs	Cases	Charges	% of Chgs	Cases	Charges	% of Chgs	Cases
Incarcerated Prison	110	34.8%	57							110	25.4%	57
Incarcerated Jail	72	22.8%	55	58	50.0%	42				130	30.0%	75
Alternative: Cond. Discharged				10	8.6%	6				10	2.3%	6
Alternative Sentence	118	37.3%	99	28	24.1%	21	1	100.0%	1	147	33.9%	103
Pay Fine				2	1.7%	1				2	0.5%	1
Other Penalty	16	5.1%	11	18	15.5%	14				34	7.9%	21
<b>Grand Total</b>	<b>316</b>	<b>100.0%</b>	<b>204</b>	<b>116</b>	<b>100.0%</b>	<b>81</b>	<b>1</b>	<b>100.0%</b>	<b>1</b>	<b>433</b>	<b>100.0%</b>	<b>219</b>

27A.460(2) Percentages of fines, imprisonment, or other penalty assessment

Original & Final Plea Type

		GUILTY	NOT GUILTY	UNKNOWN PLEA TYPE	Grand Total
		Felony Charges	Original Plea	22 (5.1%)	362 (84.2%)
	Final Plea	321 (74.7%)	63 (14.7%)	46 (10.7%)	430 (100.0%)
Felony amended to Non-Felony	Original Plea		15 (68.2%)	7 (31.8%)	22 (100.0%)
	Final Plea		15 (68.2%)	7 (31.8%)	22 (100.0%)

27A.460(5) Percentage of pleas as charges

27A.460(6) Percentage of pleas to reduce charges

\* A case may consist of one or multiple convicted charges, the distinct count on cases counts the case only once.

\* Convicted charges, percent of charges and the distinct count of cases are sorted by the highest sentence penalty for each of the convicted charges (Guilty, Guilty - Multiple Counts, Prepayable Citation - Paid or Guilty - Sealed Sentence, Enhanced).



**ADMINISTRATIVE OFFICE OF THE COURTS**  
**Research and Statistics**  
 Annual Report FY 2023  
 Circuit Court - Felony Criminal Cases

**CLARK COUNTY**

Cases can have multiple charges which are heard either by a Court Trial, Jury Trial, No Trial or by a combination of trial types. Cases are categorized by how all the charges within the case were disposed. If all charges were disposed by the same trial type, it is counted in the separate category, otherwise, it is counted within the Mixed Trial category. If a charge had no trial type entered or it had No Trial, then it is counted in the No Trial category.

Cases by Trial Type  
 27A.460(7), (8), (9), (10)

	Jury Trial	Mixed Trial	No Trial	Grand Total
Felony Amended to Non-Felony		1 6.25%	15 93.75%	16 100.00%
Felony Charges	1 0.41%	21 8.68%	220 90.91%	242 100.00%
Felony Convictions		12 5.88%	192 94.12%	204 100.00%

- 27A.460(7) Percentage of disposition to guilty as charged by trial
- 27A.460(8) Percentage of those found guilty of lesser charge by trial
- 27A.460(9) Percentage of cases where jury trial taken
- 27A.460(10) Percentage of trials which are bench (court) trials

Shock Probation by Disposition Type  
 27A.440(3)(b)

	Denied	Granted	Grand Total
0026090 SHOCK PROBATION IN FELONY CONVICTIONS	25 75.76%	8 24.24%	33 100.00%

27A.440(3)(b) Extracted data on shock probation shall be placed in the annual report of the Administrative Office of the Courts

\* A case may consist of one or multiple convicted charges, the distinct count on cases counts the case only once.  
 \* Other Disposition types include: Denied, Extradition, Grand Jury, Granted, Merged, Mistrial, Grand Jury, Other, Remanded, and Sealed Records.



**ADMINISTRATIVE OFFICE OF THE COURTS**  
**Research and Statistics**  
 Annual Report FY 2023  
 Circuit Court - Felony Criminal Cases  
**CLARK COUNTY**

### Youthful Offenders

There were 0 Felony level charges and 0 Non-Felony level charges disposed within 0 Circuit Criminal cases during the fiscal year. Non-Felony charges include Misdemeanor, Violation, Local Ordinance, or Other charges within those cases.

27A.460(11)

	Charges	Cases
Felony		
Felony Amended to Non-Felony		

27A.460(11) The number of juvenile offenders tried as an adult

Of the 0 Felony level charges disposed within the Youthful Offender cases, 0 (None%) charges were convicted.

Youthful Offender

		Grand Total
Felony Charges by Disposition Type	0	0

Note: A youth charged prior to their 18th birthday, proceeded against as a youthful offender under KRS 635.020(7) may not be included in the above.

KRS 635.020(7) If a person who is eighteen (18) or older is charged with a felony that occurred prior to their eighteenth birthday, the court shall, upon motion of the county attorney made prior to adjudication and consultation with the Commonwealth's Attorney, the case may proceed in accordance with the provisions of KRS 640.010.

\* A case may consist of one or multiple convicted charges, the distinct count on cases counts the case only once.

\* Other disposition types include: Denied, Extradition, Grand Jury, Granted, Merged, Mistrial, Grand Jury, Other, Remanded, and Sealed Records.

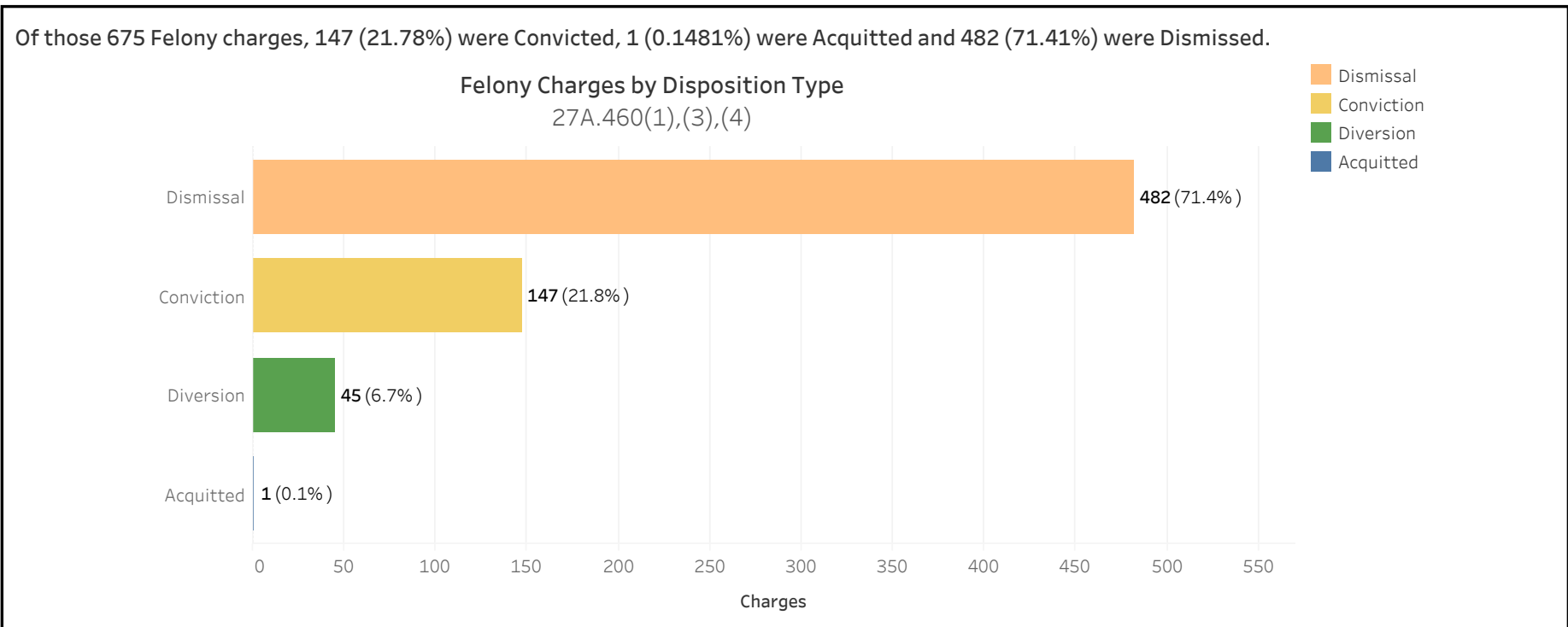


**ADMINISTRATIVE OFFICE OF THE COURTS**  
**Research and Statistics**  
 Annual Report FY 2023  
 Circuit Court - Felony Criminal Cases

### CLAY COUNTY

There were 675 Felony level charges and 12 Non-Felony level charges disposed within 409 Circuit Criminal cases during the Fiscal Year. Non-Felony charges include Misdemeanor, Violation, Local Ordinance or Other charges within those cases.

		Charges	Cases
CLAY	Felony	675	397
	Felony amended to Non-Felony	12	



27A.460(1) Conviction Percentages  
 27A.460(3) Percentage of Acquittals  
 27A.460(4) Percentage of Dismissals

\* A case may consist of one or multiple convicted charges, the distinct count on cases counts the case only once.  
 \* Other Disposition types include: Denied, Extradition, Grand Jury, Granted, Merged, Mistrial, Grand Jury, Other, Remanded, and Sealed Records.



**ADMINISTRATIVE OFFICE OF THE COURTS**  
**Research and Statistics**  
 Annual Report FY 2023  
 Circuit Court - Felony Criminal Cases

**CLAY COUNTY**

Felony Charges Convicted by Highest Penalty Type

Penalty Type	FELONY			MISDEMEANOR			VIOLATION			Grand Total		
	Charges	% of Chgs	Cases	Charges	% of Chgs	Cases	Charges	% of Chgs	Cases	Charges	% of Chgs	Cases
Incarcerated Prison	84	57.1%	63	1	3.2%	1				85	47.5%	64
Incarcerated Jail	15	10.2%	12	15	48.4%	12	1	100.0%	1	31	17.3%	22
Alternative: Probation	37	25.2%	35	1	3.2%	1				38	21.2%	36
Pay Court Cost	1	0.7%	1	3	9.7%	3				4	2.2%	4
Other Penalty	10	6.8%	10	7	22.6%	7				17	9.5%	17
No Sentence				4	12.9%	1				4	2.2%	1
<b>Grand Total</b>	<b>147</b>	<b>100.0%</b>	<b>116</b>	<b>31</b>	<b>100.0%</b>	<b>24</b>	<b>1</b>	<b>100.0%</b>	<b>1</b>	<b>179</b>	<b>100.0%</b>	<b>132</b>

27A.460(2) Percentages of fines, imprisonment, or other penalty assessment

Original & Final Plea Type

		GUILTY	NOT GUILTY	UNKNOWN PLEA TYPE	Grand Total
Felony Charges	Original Plea	4 (0.6%)	130 (19.3%)	541 (80.1%)	675 (100.0%)
	Final Plea	133 (19.7%)	1 (0.1%)	541 (80.1%)	675 (100.0%)
Felony amended to Non-Felony	Original Plea			12 (100.0%)	12 (100.0%)
	Final Plea			12 (100.0%)	12 (100.0%)

27A.460(5) Percentage of pleas as charges

27A.460(6) Percentage of pleas to reduce charges

\* A case may consist of one or multiple convicted charges, the distinct count on cases counts the case only once.

\* Convicted charges, percent of charges and the distinct count of cases are sorted by the highest sentence penalty for each of the convicted charges (Guilty, Guilty - Multiple Counts, Prepayable Citation - Paid or Guilty - Sealed Sentence, Enhanced).





**ADMINISTRATIVE OFFICE OF THE COURTS**  
**Research and Statistics**  
 Annual Report FY 2023  
 Circuit Court - Felony Criminal Cases

**CLAY COUNTY**

Cases can have multiple charges which are heard either by a Court Trial, Jury Trial, No Trial or by a combination of trial types. Cases are categorized by how all the charges within the case were disposed. If all charges were disposed by the same trial type, it is counted in the separate category, otherwise, it is counted within the Mixed Trial category. If a charge had no trial type entered or it had No Trial, then it is counted in the No Trial category.

Cases by Trial Type  
 27A.460(7), (8), (9), (10)

	Jury Trial	Mixed Trial	No Trial	Grand Total
Felony Amended to Non-Felony		3 25.00%	9 75.00%	12 100.00%
Felony Charges	3 0.76%	12 3.02%	382 96.22%	397 100.00%
Felony Convictions	3 2.59%	3 2.59%	110 94.83%	116 100.00%

- 27A.460(7) Percentage of disposition to guilty as charged by trial
- 27A.460(8) Percentage of those found guilty of lesser charge by trial
- 27A.460(9) Percentage of cases where jury trial taken
- 27A.460(10) Percentage of trials which are bench (court) trials

Shock Probation by Disposition Type  
 27A.440(3)(b)

	Grand Total
0	0

27A.440(3)(b) Extracted data on shock probation shall be placed in the annual report of the Administrative Office of the Courts

\* A case may consist of one or multiple convicted charges, the distinct count on cases counts the case only once.  
 \* Other Disposition types include: Denied, Extradition, Grand Jury, Granted, Merged, Mistrial, Grand Jury, Other, Remanded, and Sealed Records.



**ADMINISTRATIVE OFFICE OF THE COURTS**  
**Research and Statistics**  
 Annual Report FY 2023  
 Circuit Court - Felony Criminal Cases  
**CLAY COUNTY**

### Youthful Offenders

There were 2 Felony level charges and 0 Non-Felony level charges disposed within 1 Circuit Criminal cases during the fiscal year. Non-Felony charges include Misdemeanor, Violation, Local Ordinance, or Other charges within those cases.

27A.460(11)

	Charges	Cases
Felony	2	1
Felony Amended to Non-Felony	0	0

27A.460(11) The number of juvenile offenders tried as an adult

Of the 2 Felony level charges disposed within the Youthful Offender cases, 1 (50.00%) charges were convicted.

Youthful Offender

	Conviction	Dismissal	Grand Total
Felony Charges by Disposition Type	1	1	2

Note: A youth charged prior to their 18th birthday, proceeded against as a youthful offender under KRS 635.020(7) may not be included in the above.

KRS 635.020(7) If a person who is eighteen (18) or older is charged with a felony that occurred prior to their eighteenth birthday, the court shall, upon motion of the county attorney made prior to adjudication and consultation with the Commonwealth's Attorney, the case may proceed in accordance with the provisions of KRS 640.010.

\* A case may consist of one or multiple convicted charges, the distinct count on cases counts the case only once.

\* Other disposition types include: Denied, Extradition, Grand Jury, Granted, Merged, Mistrial, Grand Jury, Other, Remanded, and Sealed Records.

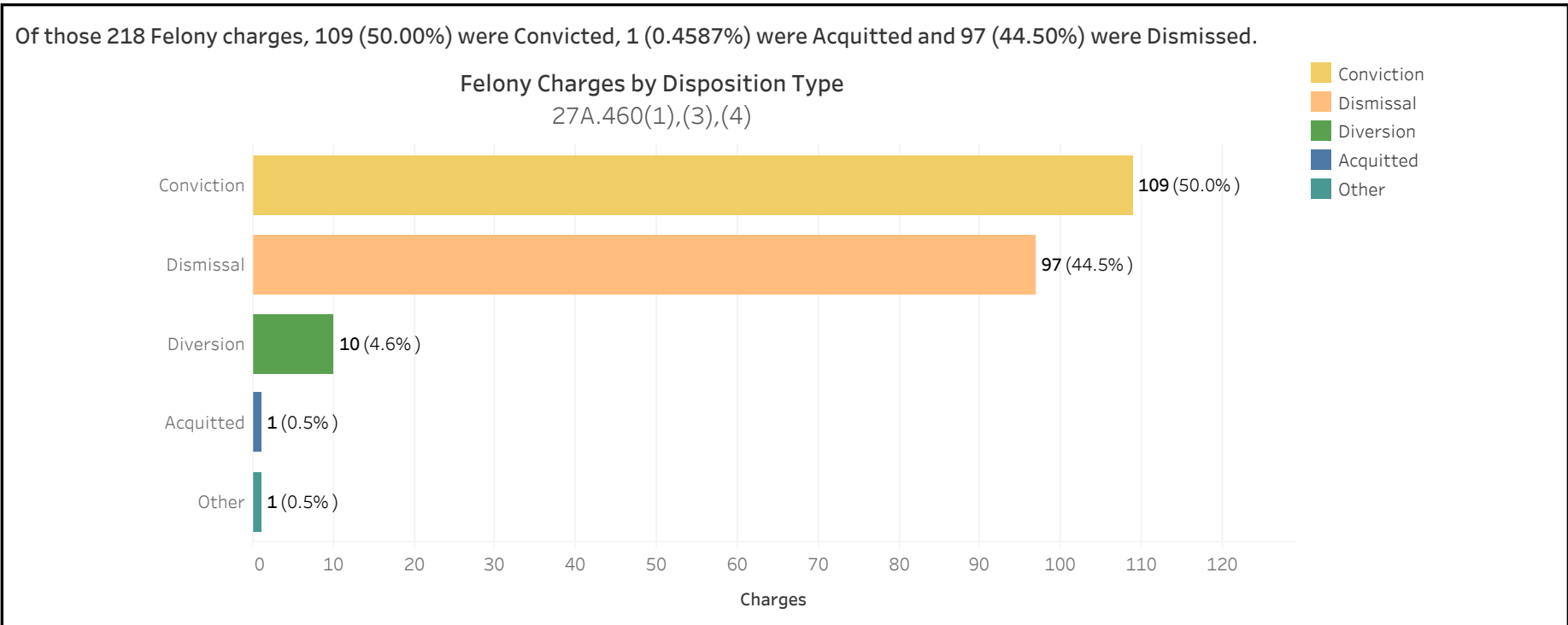


**ADMINISTRATIVE OFFICE OF THE COURTS**  
**Research and Statistics**  
 Annual Report FY 2023  
 Circuit Court - Felony Criminal Cases

### CLINTON COUNTY

There were 218 Felony level charges and 6 Non-Felony level charges disposed within 124 Circuit Criminal cases during the Fiscal Year. Non-Felony charges include Misdemeanor, Violation, Local Ordinance or Other charges within those cases.

		Charges	Cases
CLINTON	Felony	218	119
	Felony amended to Non-Felony	6	



27A.460(1) Conviction Percentages  
 27A.460(3) Percentage of Acquittals  
 27A.460(4) Percentage of Dismissals

\* A case may consist of one or multiple convicted charges, the distinct count on cases counts the case only once.  
 \* Other Disposition types include: Denied, Extradition, Grand Jury, Granted, Merged, Mistrial, Grand Jury, Other, Remanded, and Sealed Records.



**ADMINISTRATIVE OFFICE OF THE COURTS**  
**Research and Statistics**  
 Annual Report FY 2023  
 Circuit Court - Felony Criminal Cases

**CLINTON COUNTY**

Felony Charges Convicted by Highest Penalty Type

Penalty Type	FELONY			MISDEMEANOR			Grand Total		
	Charges	% of Chgs	Cases	Charges	% of Chgs	Cases	Charges	% of Chgs	Cases
Incarcerated Prison	62	59.6%	43				62	53.0%	43
Incarcerated Jail	10	9.6%	8	5	38.5%	5	15	12.8%	13
Alternative: Probation	32	30.8%	25	6	46.2%	5	38	32.5%	30
Pay Fine				2	15.4%	1	2	1.7%	1
<b>Grand Total</b>	<b>104</b>	<b>100.0%</b>	<b>76</b>	<b>13</b>	<b>100.0%</b>	<b>11</b>	<b>117</b>	<b>100.0%</b>	<b>85</b>

27A.460(2) Percentages of fines, imprisonment, or other penalty assessment

Original & Final Plea Type

		GUILTY	NOT GUILTY	UNKNOWN PLEA TYPE	Grand Total
Felony Charges	Original Plea	1 (0.5%)	118 (54.1%)	99 (45.4%)	218 (100.0%)
	Final Plea	115 (52.8%)	4 (1.8%)	99 (45.4%)	218 (100.0%)
Felony amended to Non-Felony	Original Plea			6 (100.0%)	6 (100.0%)
	Final Plea			6 (100.0%)	6 (100.0%)

27A.460(5) Percentage of pleas as charges

27A.460(6) Percentage of pleas to reduce charges

\* A case may consist of one or multiple convicted charges, the distinct count on cases counts the case only once.

\* Convicted charges, percent of charges and the distinct count of cases are sorted by the highest sentence penalty for each of the convicted charges (Guilty, Guilty - Multiple Counts, Prepayable Citation - Paid or Guilty - Sealed Sentence, Enhanced).



**ADMINISTRATIVE OFFICE OF THE COURTS**  
**Research and Statistics**  
 Annual Report FY 2023  
 Circuit Court - Felony Criminal Cases

**CLINTON COUNTY**

Cases can have multiple charges which are heard either by a Court Trial, Jury Trial, No Trial or by a combination of trial types. Cases are categorized by how all the charges within the case were disposed. If all charges were disposed by the same trial type, it is counted in the separate category, otherwise, it is counted within the Mixed Trial category. If a charge had no trial type entered or it had No Trial, then it is counted in the No Trial category.

Cases by Trial Type  
 27A.460(7), (8), (9), (10)

	Mixed Trial	No Trial	Grand Total
Felony Amended to Non-Felony	1 20.00%	4 80.00%	5 100.00%
Felony Charges	4 3.36%	115 96.64%	119 100.00%
Felony Convictions	3 3.95%	73 96.05%	76 100.00%

- 27A.460(7) Percentage of disposition to guilty as charged by trial
- 27A.460(8) Percentage of those found guilty of lesser charge by trial
- 27A.460(9) Percentage of cases where jury trial taken
- 27A.460(10) Percentage of trials which are bench (court) trials

Shock Probation by Disposition Type  
 27A.440(3)(b)

	Denied	Granted	Grand Total
0026090 SHOCK PROBATION IN FELONY CONVICTIONS	7 87.50%	1 12.50%	8 100.00%

27A.440(3)(b) Extracted data on shock probation shall be placed in the annual report of the Administrative Office of the Courts

\* A case may consist of one or multiple convicted charges, the distinct count on cases counts the case only once.  
 \* Other Disposition types include: Denied, Extradition, Grand Jury, Granted, Merged, Mistrial, Grand Jury, Other, Remanded, and Sealed Records.



**ADMINISTRATIVE OFFICE OF THE COURTS**  
**Research and Statistics**  
 Annual Report FY 2023  
 Circuit Court - Felony Criminal Cases  
**CLINTON COUNTY**

### Youthful Offenders

There were 0 Felony level charges and 0 Non-Felony level charges disposed within 0 Circuit Criminal cases during the fiscal year. Non-Felony charges include Misdemeanor, Violation, Local Ordinance, or Other charges within those cases.

27A.460(11)

	Charges	Cases
Felony		
Felony Amended to Non-Felony		

27A.460(11) The number of juvenile offenders tried as an adult

Of the 0 Felony level charges disposed within the Youthful Offender cases, 0 (None%) charges were convicted.

Youthful Offender

		Grand Total
Felony Charges by Disposition Type	0	0

Note: A youth charged prior to their 18th birthday, proceeded against as a youthful offender under KRS 635.020(7) may not be included in the above.

KRS 635.020(7) If a person who is eighteen (18) or older is charged with a felony that occurred prior to their eighteenth birthday, the court shall, upon motion of the county attorney made prior to adjudication and consultation with the Commonwealth's Attorney, the case may proceed in accordance with the provisions of KRS 640.010.

\* A case may consist of one or multiple convicted charges, the distinct count on cases counts the case only once.

\* Other disposition types include: Denied, Extradition, Grand Jury, Granted, Merged, Mistrial, Grand Jury, Other, Remanded, and Sealed Records.

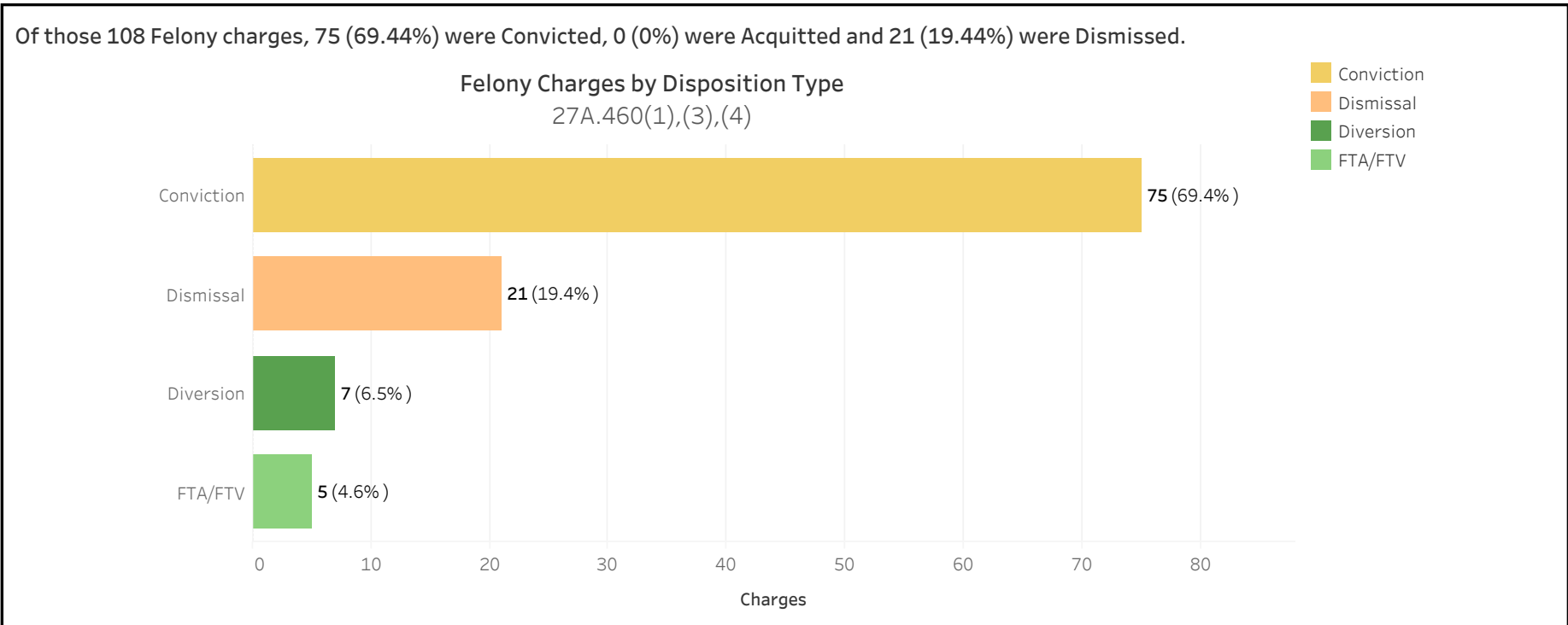


**ADMINISTRATIVE OFFICE OF THE COURTS**  
**Research and Statistics**  
 Annual Report FY 2023  
 Circuit Court - Felony Criminal Cases

**CRITTENDEN COUNTY**

There were 108 Felony level charges and 0 Non-Felony level charges disposed within 75 Circuit Criminal cases during the Fiscal Year. Non-Felony charges include Misdemeanor, Violation, Local Ordinance or Other charges within those cases.

	Charges	Cases
CRITTENDEN Felony	108	75
Felony amended to Non-Felony	0	



27A.460(1) Conviction Percentages  
 27A.460(3) Percentage of Acquittals  
 27A.460(4) Percentage of Dismissals

\* A case may consist of one or multiple convicted charges, the distinct count on cases counts the case only once.  
 \* Other Disposition types include: Denied, Extradition, Grand Jury, Granted, Merged, Mistrial, Grand Jury, Other, Remanded, and Sealed Records.



**ADMINISTRATIVE OFFICE OF THE COURTS**  
**Research and Statistics**  
 Annual Report FY 2023  
 Circuit Court - Felony Criminal Cases

**CRITTENDEN COUNTY**

Felony Charges Convicted by Highest Penalty Type

Penalty Type	FELONY			MISDEMEANOR			VIOLATION			Grand Total		
	Charges	% of Chgs	Cases	Charges	% of Chgs	Cases	Charges	% of Chgs	Cases	Charges	% of Chgs	Cases
Incarcerated Prison	39	52.0%	26							39	26.0%	26
Incarcerated Jail	21	28.0%	19	47	75.8%	26				68	45.3%	34
Alternative: Probation	15	20.0%	11	10	16.1%	5				25	16.7%	12
Alternative Sentence				1	1.6%	1				1	0.7%	1
Pay Fine				2	3.2%	2	13	100.0%	6	15	10.0%	7
Other Penalty				2	3.2%	1				2	1.3%	1
<b>Grand Total</b>	<b>75</b>	<b>100.0%</b>	<b>54</b>	<b>62</b>	<b>100.0%</b>	<b>31</b>	<b>13</b>	<b>100.0%</b>	<b>6</b>	<b>150</b>	<b>100.0%</b>	<b>56</b>

27A.460(2) Percentages of fines, imprisonment, or other penalty assessment

Original & Final Plea Type

Felony Charges		UNKNOWN PLEA TYPE		Grand Total
		Original Plea	Final Plea	
	Original Plea	108 (100.0%)		108 (100.0%)
	Final Plea		108 (100.0%)	108 (100.0%)

27A.460(5) Percentage of pleas as charges

27A.460(6) Percentage of pleas to reduce charges

\* A case may consist of one or multiple convicted charges, the distinct count on cases counts the case only once.

\* Convicted charges, percent of charges and the distinct count of cases are sorted by the highest sentence penalty for each of the convicted charges (Guilty, Guilty - Multiple Counts, Prepayable Citation - Paid or Guilty - Sealed Sentence, Enhanced).





**ADMINISTRATIVE OFFICE OF THE COURTS**  
**Research and Statistics**  
 Annual Report FY 2023  
 Circuit Court - Felony Criminal Cases

**CRITTENDEN COUNTY**

Cases can have multiple charges which are heard either by a Court Trial, Jury Trial, No Trial or by a combination of trial types. Cases are categorized by how all the charges within the case were disposed. If all charges were disposed by the same trial type, it is counted in the separate category, otherwise, it is counted within the Mixed Trial category. If a charge had no trial type entered or it had No Trial, then it is counted in the No Trial category.

Cases by Trial Type  
 27A.460(7), (8), (9), (10)

	Mixed Trial	No Trial	Grand Total
Felony Charges	3 4.00%	72 96.00%	75 100.00%
Felony Convictions	2 3.70%	52 96.30%	54 100.00%

- 27A.460(7) Percentage of disposition to guilty as charged by trial
- 27A.460(8) Percentage of those found guilty of lesser charge by trial
- 27A.460(9) Percentage of cases where jury trial taken
- 27A.460(10) Percentage of trials which are bench (court) trials

Shock Probation by Disposition Type  
 27A.440(3)(b)

	Denied	Granted	Grand Total
0026090 SHOCK PROBATION IN FELONY CONVICTIONS	11 44.00%	14 56.00%	25 100.00%

27A.440(3)(b) Extracted data on shock probation shall be placed in the annual report of the Administrative Office of the Courts

\* A case may consist of one or multiple convicted charges, the distinct count on cases counts the case only once.  
 \* Other Disposition types include: Denied, Extradition, Grand Jury, Granted, Merged, Mistrial, Grand Jury, Other, Remanded, and Sealed Records.



**ADMINISTRATIVE OFFICE OF THE COURTS**  
**Research and Statistics**  
 Annual Report FY 2023  
 Circuit Court - Felony Criminal Cases  
**CRITTENDEN COUNTY**

**Youthful Offenders**

There were 1 Felony level charges and 0 Non-Felony level charges disposed within 1 Circuit Criminal cases during the fiscal year. Non-Felony charges include Misdemeanor, Violation, Local Ordinance, or Other charges within those cases.

27A.460(11)

	Charges	Cases
Felony	1	1
Felony Amended to Non-Felony	0	0

27A.460(11) The number of juvenile offenders tried as an adult

Of the 1 Felony level charges disposed within the Youthful Offender cases, 1 (100.0%) charges were convicted.

Youthful Offender

	Conviction	Grand Total
Felony Charges by Disposition Type	1	1

Note: A youth charged prior to their 18th birthday, proceeded against as a youthful offender under KRS 635.020(7) may not be included in the above.

KRS 635.020(7) If a person who is eighteen (18) or older is charged with a felony that occurred prior to their eighteenth birthday, the court shall, upon motion of the county attorney made prior to adjudication and consultation with the Commonwealth's Attorney, the case may proceed in accordance with the provisions of KRS 640.010.

\* A case may consist of one or multiple convicted charges, the distinct count on cases counts the case only once.

\* Other disposition types include: Denied, Extradition, Grand Jury, Granted, Merged, Mistrial, Grand Jury, Other, Remanded, and Sealed Records.

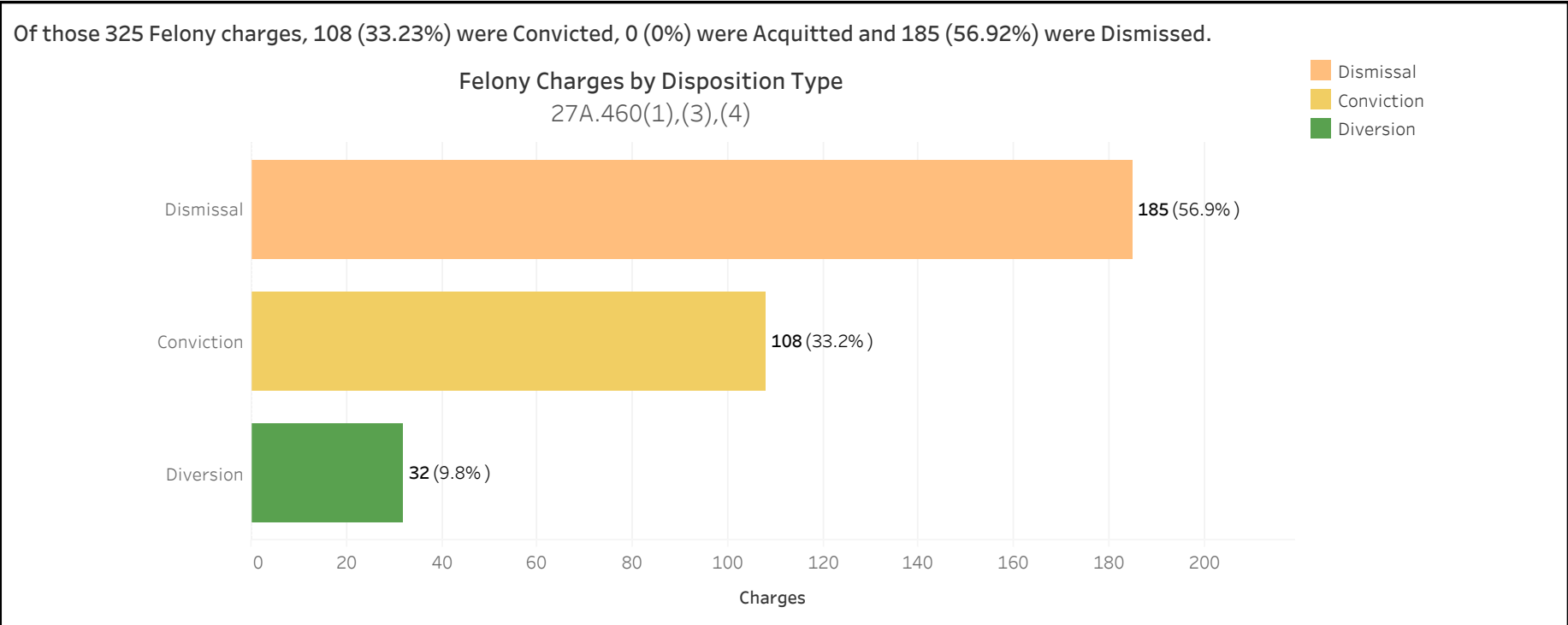


**ADMINISTRATIVE OFFICE OF THE COURTS**  
**Research and Statistics**  
 Annual Report FY 2023  
 Circuit Court - Felony Criminal Cases

**CUMBERLAND COUNTY**

There were 325 Felony level charges and 1 Non-Felony level charges disposed within 141 Circuit Criminal cases during the Fiscal Year. Non-Felony charges include Misdemeanor, Violation, Local Ordinance or Other charges within those cases.

		Charges	Cases
CUMBERLAND	Felony	325	140
	Felony amended to Non-Felony	1	



27A.460(1) Conviction Percentages  
 27A.460(3) Percentage of Acquittals  
 27A.460(4) Percentage of Dismissals

\* A case may consist of one or multiple convicted charges, the distinct count on cases counts the case only once.  
 \* Other Disposition types include: Denied, Extradition, Grand Jury, Granted, Merged, Mistrial, Grand Jury, Other, Remanded, and Sealed Records.



**ADMINISTRATIVE OFFICE OF THE COURTS**  
**Research and Statistics**  
 Annual Report FY 2023  
 Circuit Court - Felony Criminal Cases

**CUMBERLAND COUNTY**

Felony Charges Convicted by Highest Penalty Type

Penalty Type	FELONY			MISDEMEANOR			VIOLATION			Grand Total		
	Charges	% of Chgs	Cases	Charges	% of Chgs	Cases	Charges	% of Chgs	Cases	Charges	% of Chgs	Cases
Incarcerated Prison	57	57.6%	31							57	44.2%	31
Incarcerated Jail	9	9.1%	9	8	28.6%	7				17	13.2%	16
Alternative: Home Incarcerati..	10	10.1%	8							10	7.8%	8
Alternative: Probation	23	23.2%	18	2	7.1%	2				25	19.4%	20
Pay Fine				16	57.1%	14	2	100.0%	1	18	14.0%	14
Pay Court Cost				1	3.6%	1				1	0.8%	1
No Sentence				1	3.6%	1				1	0.8%	1
<b>Grand Total</b>	<b>99</b>	<b>100.0%</b>	<b>66</b>	<b>28</b>	<b>100.0%</b>	<b>24</b>	<b>2</b>	<b>100.0%</b>	<b>1</b>	<b>129</b>	<b>100.0%</b>	<b>82</b>

27A.460(2) Percentages of fines, imprisonment, or other penalty assessment

Original & Final Plea Type

		GUILTY	NOT GUILTY	UNKNOWN PLEA TYPE	Grand Total
Felony Charges	Original Plea		13 (4.0%)	312 (96.0%)	325 (100.0%)
	Final Plea	13 (4.0%)		312 (96.0%)	325 (100.0%)
Felony amended to Non-Felony	Original Plea			1 (100.0%)	1 (100.0%)
	Final Plea			1 (100.0%)	1 (100.0%)

27A.460(5) Percentage of pleas as charges

27A.460(6) Percentage of pleas to reduce charges

\* A case may consist of one or multiple convicted charges, the distinct count on cases counts the case only once.

\* Convicted charges, percent of charges and the distinct count of cases are sorted by the highest sentence penalty for each of the convicted charges (Guilty, Guilty - Multiple Counts, Prepayable Citation - Paid or Guilty - Sealed Sentence, Enhanced).



**ADMINISTRATIVE OFFICE OF THE COURTS**  
**Research and Statistics**  
 Annual Report FY 2023  
 Circuit Court - Felony Criminal Cases

**CUMBERLAND COUNTY**

Cases can have multiple charges which are heard either by a Court Trial, Jury Trial, No Trial or by a combination of trial types. Cases are categorized by how all the charges within the case were disposed. If all charges were disposed by the same trial type, it is counted in the separate category, otherwise, it is counted within the Mixed Trial category. If a charge had no trial type entered or it had No Trial, then it is counted in the No Trial category.

Cases by Trial Type  
 27A.460(7), (8), (9), (10)

	Mixed Trial	No Trial	Grand Total
Felony Amended to Non-Felony		1 100.00%	1 100.00%
Felony Charges	3 2.14%	137 97.86%	140 100.00%
Felony Convictions	2 3.03%	64 96.97%	66 100.00%

- 27A.460(7) Percentage of disposition to guilty as charged by trial
- 27A.460(8) Percentage of those found guilty of lesser charge by trial
- 27A.460(9) Percentage of cases where jury trial taken
- 27A.460(10) Percentage of trials which are bench (court) trials

Shock Probation by Disposition Type  
 27A.440(3)(b)

	Denied	Granted	Grand Total
0026090 SHOCK PROBATION IN FELONY CONVICTIONS	18 72.00%	7 28.00%	25 100.00%

27A.440(3)(b) Extracted data on shock probation shall be placed in the annual report of the Administrative Office of the Courts

\* A case may consist of one or multiple convicted charges, the distinct count on cases counts the case only once.  
 \* Other Disposition types include: Denied, Extradition, Grand Jury, Granted, Merged, Mistrial, Grand Jury, Other, Remanded, and Sealed Records.



**ADMINISTRATIVE OFFICE OF THE COURTS**  
**Research and Statistics**  
 Annual Report FY 2023  
 Circuit Court - Felony Criminal Cases  
**CUMBERLAND COUNTY**

**Youthful Offenders**

There were 1 Felony level charges and 0 Non-Felony level charges disposed within 1 Circuit Criminal cases during the fiscal year. Non-Felony charges include Misdemeanor, Violation, Local Ordinance, or Other charges within those cases.

27A.460(11)

	Charges	Cases
Felony	1	1
Felony Amended to Non-Felony	0	0

27A.460(11) The number of juvenile offenders tried as an adult

Of the 1 Felony level charges disposed within the Youthful Offender cases, 0 (0%) charges were convicted.

Youthful Offender

	Diversion	Grand Total
Felony Charges by Disposition Type	1	1

Note: A youth charged prior to their 18th birthday, proceeded against as a youthful offender under KRS 635.020(7) may not be included in the above.

KRS 635.020(7) If a person who is eighteen (18) or older is charged with a felony that occurred prior to their eighteenth birthday, the court shall, upon motion of the county attorney made prior to adjudication and consultation with the Commonwealth's Attorney, the case may proceed in accordance with the provisions of KRS 640.010.

\* A case may consist of one or multiple convicted charges, the distinct count on cases counts the case only once.

\* Other disposition types include: Denied, Extradition, Grand Jury, Granted, Merged, Mistrial, Grand Jury, Other, Remanded, and Sealed Records.

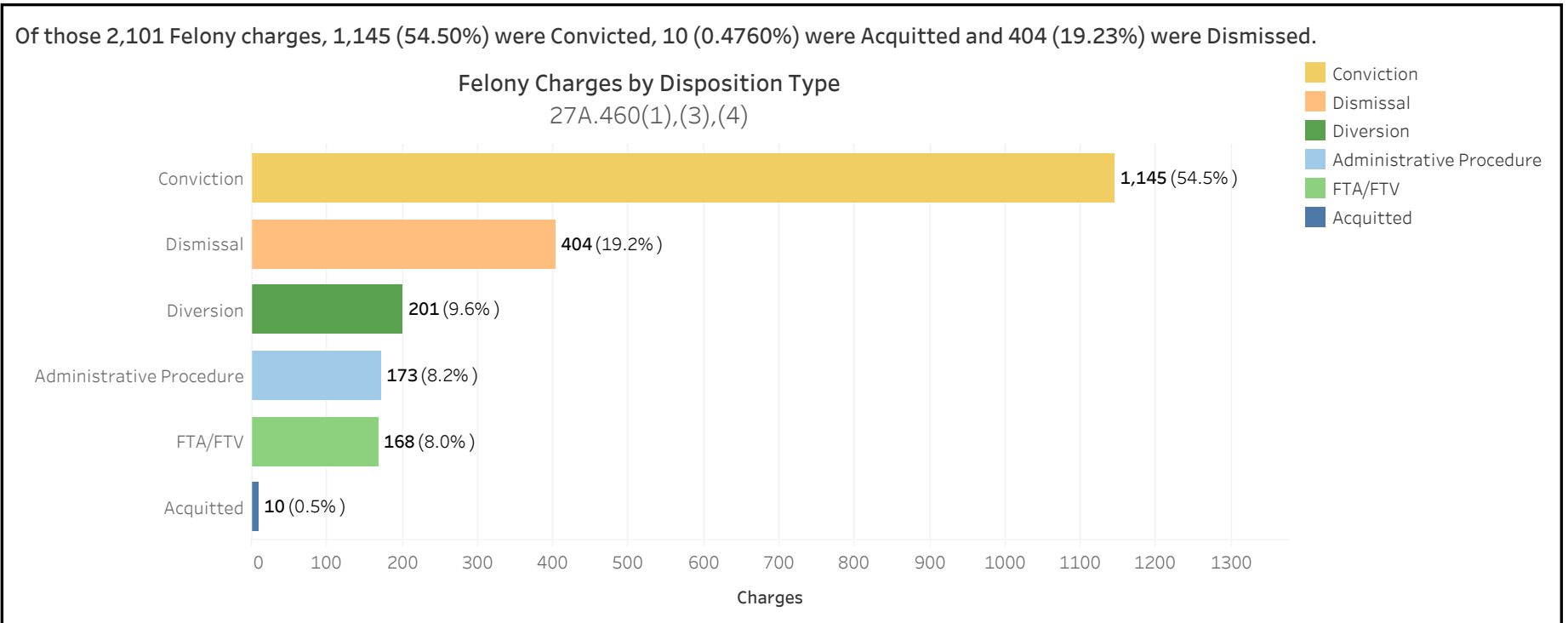


**ADMINISTRATIVE OFFICE OF THE COURTS**  
**Research and Statistics**  
 Annual Report FY 2023  
 Circuit Court - Felony Criminal Cases

**DAVIESS COUNTY**

There were 2,101 Felony level charges and 119 Non-Felony level charges disposed within 1,458 Circuit Criminal cases during the Fiscal Year. Non-Felony charges include Misdemeanor, Violation, Local Ordinance or Other charges within those cases.

		Charges	Cases
DAVIESS	Felony	2,101	1,354
	Felony amended to Non-Felony	119	



27A.460(1) Conviction Percentages  
 27A.460(3) Percentage of Acquittals  
 27A.460(4) Percentage of Dismissals

\* A case may consist of one or multiple convicted charges, the distinct count on cases counts the case only once.  
 \* Other Disposition types include: Denied, Extradition, Grand Jury, Granted, Merged, Mistrial, Grand Jury, Other, Remanded, and Sealed Records.



**ADMINISTRATIVE OFFICE OF THE COURTS**  
**Research and Statistics**  
 Annual Report FY 2023  
 Circuit Court - Felony Criminal Cases

**DAVISS COUNTY**

Felony Charges Convicted by Highest Penalty Type

Penalty Type	FELONY			MISDEMEANOR			VIOLATION			Grand Total		
	Charges	% of Chgs	Cases	Charges	% of Chgs	Cases	Charges	% of Chgs	Cases	Charges	% of Chgs	Cases
Incarcerated Prison	392	34.3%	201							392	17.0%	201
Incarcerated Jail	214	18.7%	175	392	38.7%	237				606	26.2%	316
Alternative: Probation	525	45.9%	418	602	59.5%	332	1	0.6%	1	1,128	48.8%	509
Alternative Sentence	1	0.1%	1	4	0.4%	4	9	5.8%	5	14	0.6%	10
Pay Fine				1	0.1%	1	121	78.1%	77	122	5.3%	78
Pay Court Cost	1	0.1%	1							1	0.0%	1
Other Penalty				9	0.9%	8	23	14.8%	18	32	1.4%	26
No Sentence	11	1.0%	2	4	0.4%	4	1	0.6%	1	16	0.7%	6
<b>Grand Total</b>	<b>1,144</b>	<b>100.0%</b>	<b>785</b>	<b>1,012</b>	<b>100.0%</b>	<b>565</b>	<b>155</b>	<b>100.0%</b>	<b>101</b>	<b>2,311</b>	<b>100.0%</b>	<b>925</b>

27A.460(2) Percentages of fines, imprisonment, or other penalty assessment

Original & Final Plea Type

		GUILTY	NOT GUILTY	UNKNOWN PLEA TYPE	Grand Total
Felony Charges	Original Plea	20 (1.0%)	1,520 (72.3%)	561 (26.7%)	2,101 (100.0%)
	Final Plea	1,407 (67.0%)	133 (6.3%)	561 (26.7%)	2,101 (100.0%)
Felony amended to Non-Felony	Original Plea	1 (0.8%)	39 (32.8%)	79 (66.4%)	119 (100.0%)
	Final Plea	3 (2.5%)	37 (31.1%)	79 (66.4%)	119 (100.0%)

27A.460(5) Percentage of pleas as charges

27A.460(6) Percentage of pleas to reduce charges

\* A case may consist of one or multiple convicted charges, the distinct count on cases counts the case only once.

\* Convicted charges, percent of charges and the distinct count of cases are sorted by the highest sentence penalty for each of the convicted charges (Guilty, Guilty - Multiple Counts, Prepayable Citation - Paid or Guilty - Sealed Sentence, Enhanced).





**ADMINISTRATIVE OFFICE OF THE COURTS**  
**Research and Statistics**  
 Annual Report FY 2023  
 Circuit Court - Felony Criminal Cases

**DAVIESS COUNTY**

Cases can have multiple charges which are heard either by a Court Trial, Jury Trial, No Trial or by a combination of trial types. Cases are categorized by how all the charges within the case were disposed. If all charges were disposed by the same trial type, it is counted in the separate category, otherwise, it is counted within the Mixed Trial category. If a charge had no trial type entered or it had No Trial, then it is counted in the No Trial category.

Cases by Trial Type  
 27A.460(7), (8), (9), (10)

	Jury Trial	Mixed Trial	No Trial	Grand Total
Felony Amended to Non-Felony		1	103	104
		0.96%	99.04%	100.00%
Felony Charges	3	36	1,315	1,354
	0.22%	2.66%	97.12%	100.00%
Felony Convictions	1	30	755	786
	0.13%	3.82%	96.06%	100.00%

- 27A.460(7) Percentage of disposition to guilty as charged by trial
- 27A.460(8) Percentage of those found guilty of lesser charge by trial
- 27A.460(9) Percentage of cases where jury trial taken
- 27A.460(10) Percentage of trials which are bench (court) trials

Shock Probation by Disposition Type  
 27A.440(3)(b)

	Denied	Granted	Vacated	Grand Total
0026090 SHOCK PROBATION IN FELONY CONVICTIONS	435	132	3	570
	76.32%	23.16%	0.53%	100.00%

27A.440(3)(b) Extracted data on shock probation shall be placed in the annual report of the Administrative Office of the Courts

\* A case may consist of one or multiple convicted charges, the distinct count on cases counts the case only once.  
 \* Other Disposition types include: Denied, Extradition, Grand Jury, Granted, Merged, Mistrial, Grand Jury, Other, Remanded, and Sealed Records.



**ADMINISTRATIVE OFFICE OF THE COURTS**  
**Research and Statistics**  
 Annual Report FY 2023  
 Circuit Court - Felony Criminal Cases  
**DAVIESS COUNTY**

### Youthful Offenders

There were 9 Felony level charges and 0 Non-Felony level charges disposed within 2 Circuit Criminal cases during the fiscal year. Non-Felony charges include Misdemeanor, Violation, Local Ordinance, or Other charges within those cases.

27A.460(11)

	Charges	Cases
Felony	9	2
Felony Amended to Non-Felony	0	0

27A.460(11) The number of juvenile offenders tried as an adult

Of the 9 Felony level charges disposed within the Youthful Offender cases, 0 (0%) charges were convicted.

Youthful Offender

	Dismissal	FTA/FTV	Grand Total
Felony Charges by Disposition Type	3	6	9

Note: A youth charged prior to their 18th birthday, proceeded against as a youthful offender under KRS 635.020(7) may not be included in the above.

KRS 635.020(7) If a person who is eighteen (18) or older is charged with a felony that occurred prior to their eighteenth birthday, the court shall, upon motion of the county attorney made prior to adjudication and consultation with the Commonwealth's Attorney, the case may proceed in accordance with the provisions of KRS 640.010.

\* A case may consist of one or multiple convicted charges, the distinct count on cases counts the case only once.

\* Other disposition types include: Denied, Extradition, Grand Jury, Granted, Merged, Mistrial, Grand Jury, Other, Remanded, and Sealed Records.

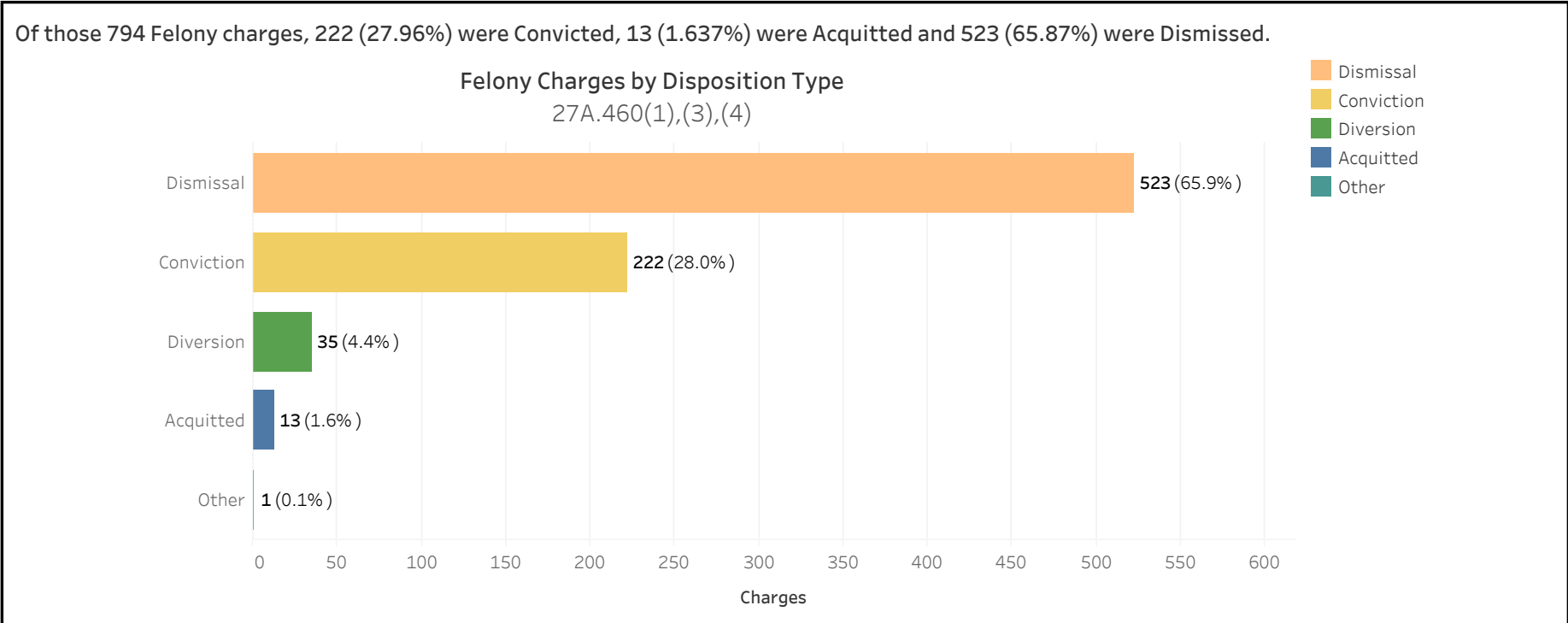


**ADMINISTRATIVE OFFICE OF THE COURTS**  
**Research and Statistics**  
 Annual Report FY 2023  
 Circuit Court - Felony Criminal Cases

**EDMONSON COUNTY**

There were 794 Felony level charges and 36 Non-Felony level charges disposed within 278 Circuit Criminal cases during the Fiscal Year. Non-Felony charges include Misdemeanor, Violation, Local Ordinance or Other charges within those cases.

		Charges	Cases
EDMONSON	Felony	794	259
	Felony amended to Non-Felony	36	



27A.460(1) Conviction Percentages  
 27A.460(3) Percentage of Acquittals  
 27A.460(4) Percentage of Dismissals

\* A case may consist of one or multiple convicted charges, the distinct count on cases counts the case only once.  
 \* Other Disposition types include: Denied, Extradition, Grand Jury, Granted, Merged, Mistrial, Grand Jury, Other, Remanded, and Sealed Records.



**ADMINISTRATIVE OFFICE OF THE COURTS**  
**Research and Statistics**  
 Annual Report FY 2023  
 Circuit Court - Felony Criminal Cases

**EDMONSON COUNTY**

Felony Charges Convicted by Highest Penalty Type

Penalty Type	FELONY			MISDEMEANOR			OTHER			VIOLATION			Grand Total		
	Charges	% of Ch..	Cases	Charges	% of Ch..	Cases	Charges	% of Ch..	Cases	Charges	% of Ch..	Cases	Charges	% of Ch..	Cases
Incarcerated Prison	75	34.4%	53	1	1.2%	1							76	25.0%	54
Incarcerated Jail	35	16.1%	31	22	26.2%	20	1	100.0%	1				58	19.1%	46
Alternative: Probation	86	39.4%	71	32	38.1%	32							118	38.8%	98
Alternative: Cond. Discharged	1	0.5%	1	1	1.2%	1							2	0.7%	2
Alternative Sentence				1	1.2%	1							1	0.3%	1
Pay Fine				1	1.2%	1				1	100.0%	1	2	0.7%	2
Pay Court Cost	1	0.5%	1	5	6.0%	5							6	2.0%	6
Other Penalty	14	6.4%	12	18	21.4%	2							32	10.5%	13
No Sentence	6	2.8%	4	3	3.6%	3							9	3.0%	6
<b>Grand Total</b>	<b>218</b>	<b>100.0%</b>	<b>165</b>	<b>84</b>	<b>100.0%</b>	<b>64</b>	<b>1</b>	<b>100.0%</b>	<b>1</b>	<b>1</b>	<b>100.0%</b>	<b>1</b>	<b>304</b>	<b>100.0%</b>	<b>203</b>

27A.460(2) Percentages of fines, imprisonment, or other penalty assessment

Original & Final Plea Type

		UNKNOWN PLEA TYPE	Grand Total
Felony Charges	Original Plea	794 (100.0%)	794 (100.0%)
	Final Plea	794 (100.0%)	794 (100.0%)
Felony amended to Non-Felony	Original Plea	36 (100.0%)	36 (100.0%)
	Final Plea	36 (100.0%)	36 (100.0%)

27A.460(5) Percentage of pleas as charges

27A.460(6) Percentage of pleas to reduce charges

\* A case may consist of one or multiple convicted charges, the distinct count on cases counts the case only once.

\* Convicted charges, percent of charges and the distinct count of cases are sorted by the highest sentence penalty for each of the convicted charges (Guilty, Guilty - Multiple Counts, Prepayable Citation - Paid or Guilty - Sealed Sentence, Enhanced).



**ADMINISTRATIVE OFFICE OF THE COURTS**  
**Research and Statistics**  
 Annual Report FY 2023  
 Circuit Court - Felony Criminal Cases

**EDMONSON COUNTY**

Cases can have multiple charges which are heard either by a Court Trial, Jury Trial, No Trial or by a combination of trial types. Cases are categorized by how all the charges within the case were disposed. If all charges were disposed by the same trial type, it is counted in the separate category, otherwise, it is counted within the Mixed Trial category. If a charge had no trial type entered or it had No Trial, then it is counted in the No Trial category.

Cases by Trial Type  
 27A.460(7), (8), (9), (10)

	Jury Trial	Mixed Trial	No Trial	Grand Total
Felony Amended to Non-Felony		1 5.26%	18 94.74%	19 100.00%
Felony Charges	2 0.77%	1 0.39%	256 98.84%	259 100.00%
Felony Convictions		1 0.61%	164 99.39%	165 100.00%

- 27A.460(7) Percentage of disposition to guilty as charged by trial
- 27A.460(8) Percentage of those found guilty of lesser charge by trial
- 27A.460(9) Percentage of cases where jury trial taken
- 27A.460(10) Percentage of trials which are bench (court) trials

Shock Probation by Disposition Type  
 27A.440(3)(b)

	Denied	Granted	Grand Total
0026090 SHOCK PROBATION IN FELONY CONVICTIONS	6 15.38%	33 84.62%	39 100.00%
0026100 SHOCK PROBATION IN MISDEMEANOR CONVICTIONS		2 100.00%	2 100.00%

27A.440(3)(b) Extracted data on shock probation shall be placed in the annual report of the Administrative Office of the Courts

\* A case may consist of one or multiple convicted charges, the distinct count on cases counts the case only once.  
 \* Other Disposition types include: Denied, Extradition, Grand Jury, Granted, Merged, Mistrial, Grand Jury, Other, Remanded, and Sealed Records.



**ADMINISTRATIVE OFFICE OF THE COURTS**  
**Research and Statistics**  
 Annual Report FY 2023  
 Circuit Court - Felony Criminal Cases  
**EDMONSON COUNTY**

### Youthful Offenders

There were 0 Felony level charges and 0 Non-Felony level charges disposed within 0 Circuit Criminal cases during the fiscal year. Non-Felony charges include Misdemeanor, Violation, Local Ordinance, or Other charges within those cases.

27A.460(11)

	Charges	Cases
Felony		
Felony Amended to Non-Felony		

27A.460(11) The number of juvenile offenders tried as an adult

Of the 0 Felony level charges disposed within the Youthful Offender cases, 0 (None%) charges were convicted.

Youthful Offender

		Grand Total
Felony Charges by Disposition Type	0	0

Note: A youth charged prior to their 18th birthday, proceeded against as a youthful offender under KRS 635.020(7) may not be included in the above.

KRS 635.020(7) If a person who is eighteen (18) or older is charged with a felony that occurred prior to their eighteenth birthday, the court shall, upon motion of the county attorney made prior to adjudication and consultation with the Commonwealth's Attorney, the case may proceed in accordance with the provisions of KRS 640.010.

\* A case may consist of one or multiple convicted charges, the distinct count on cases counts the case only once.

\* Other disposition types include: Denied, Extradition, Grand Jury, Granted, Merged, Mistrial, Grand Jury, Other, Remanded, and Sealed Records.

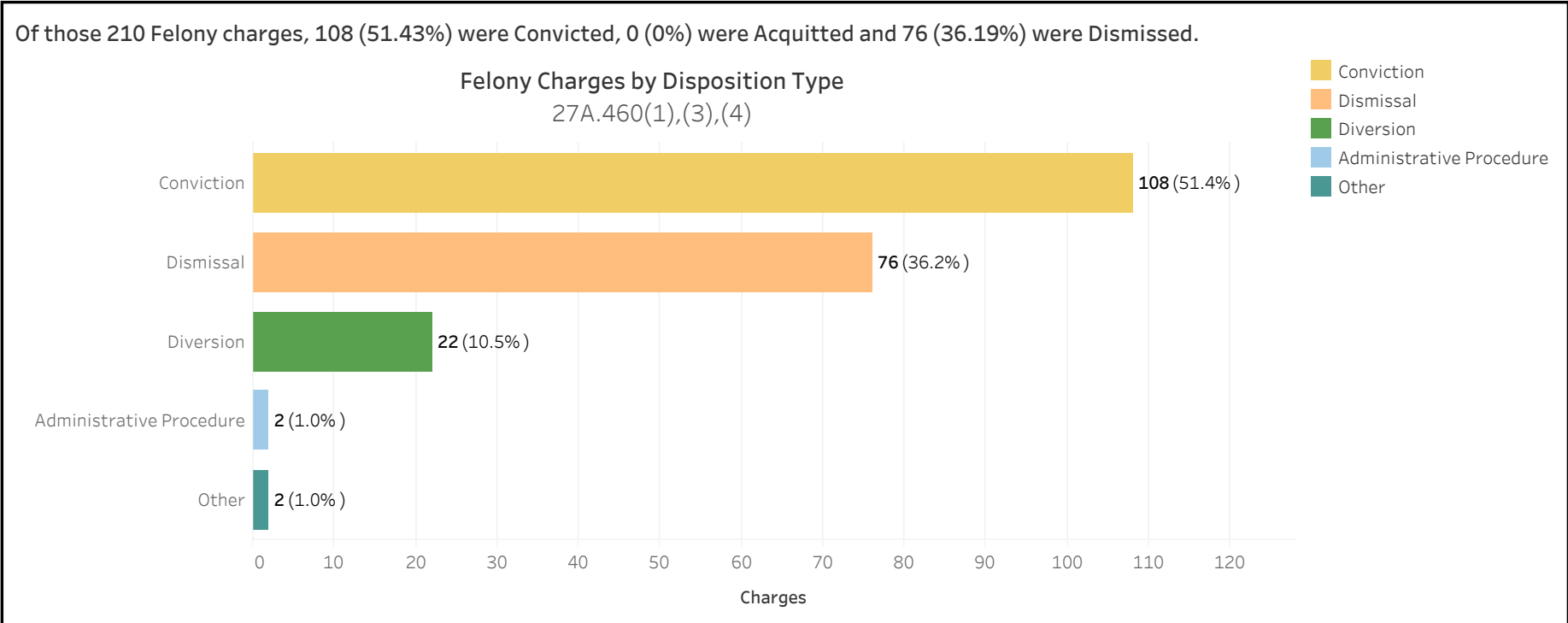


**ADMINISTRATIVE OFFICE OF THE COURTS**  
**Research and Statistics**  
 Annual Report FY 2023  
 Circuit Court - Felony Criminal Cases

**ELLIOTT COUNTY**

There were 210 Felony level charges and 4 Non-Felony level charges disposed within 105 Circuit Criminal cases during the Fiscal Year. Non-Felony charges include Misdemeanor, Violation, Local Ordinance or Other charges within those cases.

		Charges	Cases
ELLIOTT	Felony	210	101
	Felony amended to Non-Felony	4	



27A.460(1) Conviction Percentages  
 27A.460(3) Percentage of Acquittals  
 27A.460(4) Percentage of Dismissals

\* A case may consist of one or multiple convicted charges, the distinct count on cases counts the case only once.  
 \* Other Disposition types include: Denied, Extradition, Grand Jury, Granted, Merged, Mistrial, Grand Jury, Other, Remanded, and Sealed Records.



**ADMINISTRATIVE OFFICE OF THE COURTS**  
**Research and Statistics**  
 Annual Report FY 2023  
 Circuit Court - Felony Criminal Cases

**ELLIOTT COUNTY**

Felony Charges Convicted by Highest Penalty Type

Penalty Type	FELONY			MISDEMEANOR			VIOLATION			Grand Total		
	Charges	% of Chgs	Cases	Charges	% of Chgs	Cases	Charges	% of Chgs	Cases	Charges	% of Chgs	Cases
Incarcerated Prison	59	54.6%	30				1	20.0%	1	60	31.9%	30
Incarcerated Jail	17	15.7%	17	36	48.0%	23				53	28.2%	33
Alternative: Probation	1	0.9%	1							1	0.5%	1
Alternative: Cond. Discharged	3	2.8%	3	16	21.3%	9				19	10.1%	12
Alternative Sentence	6	5.6%	5	7	9.3%	5				13	6.9%	9
Pay Fine	1	0.9%	1				4	80.0%	4	5	2.7%	5
Pay Court Cost	11	10.2%	11	1	1.3%	1				12	6.4%	12
Other Penalty	9	8.3%	8	14	18.7%	8				23	12.2%	13
No Sentence	1	0.9%	1	1	1.3%	1				2	1.1%	2
<b>Grand Total</b>	<b>108</b>	<b>100.0%</b>	<b>76</b>	<b>75</b>	<b>100.0%</b>	<b>45</b>	<b>5</b>	<b>100.0%</b>	<b>5</b>	<b>188</b>	<b>100.0%</b>	<b>89</b>

27A.460(2) Percentages of fines, imprisonment, or other penalty assessment

Original & Final Plea Type

		GUILTY	NOT GUILTY	UNKNOWN PLEA TYPE	Grand Total
Felony Charges	Original Plea	1 (0.5%)	97 (46.2%)	112 (53.3%)	210 (100.0%)
	Final Plea	97 (46.2%)	1 (0.5%)	112 (53.3%)	210 (100.0%)
Felony amended to Non-Felony	Original Plea		1 (25.0%)	3 (75.0%)	4 (100.0%)
	Final Plea	1 (25.0%)		3 (75.0%)	4 (100.0%)

27A.460(5) Percentage of pleas as charges

27A.460(6) Percentage of pleas to reduce charges

\* A case may consist of one or multiple convicted charges, the distinct count on cases counts the case only once.

\* Convicted charges, percent of charges and the distinct count of cases are sorted by the highest sentence penalty for each of the convicted charges (Guilty, Guilty - Multiple Counts, Prepayable Citation - Paid or Guilty - Sealed Sentence, Enhanced).





**ADMINISTRATIVE OFFICE OF THE COURTS**  
**Research and Statistics**  
 Annual Report FY 2023  
 Circuit Court - Felony Criminal Cases

**ELLIOTT COUNTY**

Cases can have multiple charges which are heard either by a Court Trial, Jury Trial, No Trial or by a combination of trial types. Cases are categorized by how all the charges within the case were disposed. If all charges were disposed by the same trial type, it is counted in the separate category, otherwise, it is counted within the Mixed Trial category. If a charge had no trial type entered or it had No Trial, then it is counted in the No Trial category.

Cases by Trial Type  
 27A.460(7), (8), (9), (10)

	Mixed Trial	No Trial	Grand Total
Felony Amended to Non-Felony		4	4
		100.00%	100.00%
Felony Charges	3	98	101
	2.97%	97.03%	100.00%
Felony Convictions	2	74	76
	2.63%	97.37%	100.00%

- 27A.460(7) Percentage of disposition to guilty as charged by trial
- 27A.460(8) Percentage of those found guilty of lesser charge by trial
- 27A.460(9) Percentage of cases where jury trial taken
- 27A.460(10) Percentage of trials which are bench (court) trials

Shock Probation by Disposition Type  
 27A.440(3)(b)

	Denied	Grand Total
0026090 SHOCK PROBATION IN FELONY CONVICTIONS	1	1
	100.00%	100.00%

27A.440(3)(b) Extracted data on shock probation shall be placed in the annual report of the Administrative Office of the Courts

\* A case may consist of one or multiple convicted charges, the distinct count on cases counts the case only once.  
 \* Other Disposition types include: Denied, Extradition, Grand Jury, Granted, Merged, Mistrial, Grand Jury, Other, Remanded, and Sealed Records.



**ADMINISTRATIVE OFFICE OF THE COURTS**  
**Research and Statistics**  
 Annual Report FY 2023  
 Circuit Court - Felony Criminal Cases  
**ELLIOTT COUNTY**

### Youthful Offenders

There were 0 Felony level charges and 0 Non-Felony level charges disposed within 0 Circuit Criminal cases during the fiscal year. Non-Felony charges include Misdemeanor, Violation, Local Ordinance, or Other charges within those cases.

27A.460(11)

	Charges	Cases
Felony		
Felony Amended to Non-Felony		

27A.460(11) The number of juvenile offenders tried as an adult

Of the 0 Felony level charges disposed within the Youthful Offender cases, 0 (None%) charges were convicted.

Youthful Offender

		Grand Total
Felony Charges by Disposition Type	0	0

Note: A youth charged prior to their 18th birthday, proceeded against as a youthful offender under KRS 635.020(7) may not be included in the above.

KRS 635.020(7) If a person who is eighteen (18) or older is charged with a felony that occurred prior to their eighteenth birthday, the court shall, upon motion of the county attorney made prior to adjudication and consultation with the Commonwealth's Attorney, the case may proceed in accordance with the provisions of KRS 640.010.

\* A case may consist of one or multiple convicted charges, the distinct count on cases counts the case only once.

\* Other disposition types include: Denied, Extradition, Grand Jury, Granted, Merged, Mistrial, Grand Jury, Other, Remanded, and Sealed Records.

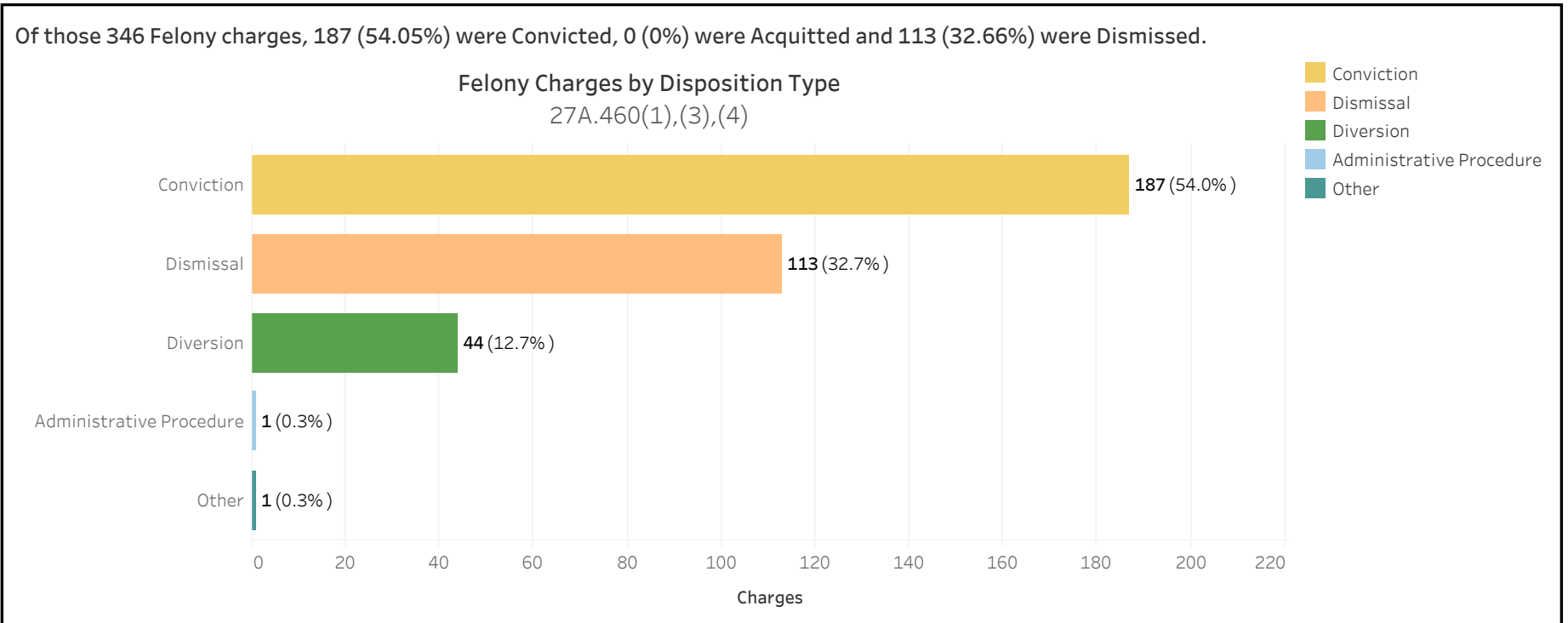


**ADMINISTRATIVE OFFICE OF THE COURTS**  
**Research and Statistics**  
 Annual Report FY 2023  
 Circuit Court - Felony Criminal Cases

### ESTILL COUNTY

There were 346 Felony level charges and 4 Non-Felony level charges disposed within 206 Circuit Criminal cases during the Fiscal Year. Non-Felony charges include Misdemeanor, Violation, Local Ordinance or Other charges within those cases.

		Charges	Cases
ESTILL	Felony	346	202
	Felony amended to Non-Felony	4	



27A.460(1) Conviction Percentages  
 27A.460(3) Percentage of Acquittals  
 27A.460(4) Percentage of Dismissals

\* A case may consist of one or multiple convicted charges, the distinct count on cases counts the case only once.  
 \* Other Disposition types include: Denied, Extradition, Grand Jury, Granted, Merged, Mistrial, Grand Jury, Other, Remanded, and Sealed Records.



**ADMINISTRATIVE OFFICE OF THE COURTS**  
**Research and Statistics**  
 Annual Report FY 2023  
 Circuit Court - Felony Criminal Cases

**ESTILL COUNTY**

Felony Charges Convicted by Highest Penalty Type

Penalty Type	FELONY			MISDEMEANOR			VIOLATION			Grand Total		
	Charges	% of Chgs	Cases	Charges	% of Chgs	Cases	Charges	% of Chgs	Cases	Charges	% of Chgs	Cases
Incarcerated Prison	63	34.1%	35							63	22.6%	35
Incarcerated Jail	48	25.9%	35	56	69.1%	28	1	7.7%	1	105	37.6%	54
Alternative: Probation	70	37.8%	48	9	11.1%	6				79	28.3%	48
Alternative: Cond. Discharged	3	1.6%	3	10	12.3%	8				13	4.7%	11
Alternative Sentence	1	0.5%	1	1	1.2%	1	1	7.7%	1	3	1.1%	3
Pay Fine				3	3.7%	3	11	84.6%	7	14	5.0%	9
Other Penalty				1	1.2%	1				1	0.4%	1
No Sentence				1	1.2%	1				1	0.4%	1
<b>Grand Total</b>	<b>185</b>	<b>100.0%</b>	<b>120</b>	<b>81</b>	<b>100.0%</b>	<b>47</b>	<b>13</b>	<b>100.0%</b>	<b>7</b>	<b>279</b>	<b>100.0%</b>	<b>128</b>

27A.460(2) Percentages of fines, imprisonment, or other penalty assessment

Original & Final Plea Type

Felony Charges		UNKNOWN PLEA TYPE		Grand Total
Felony Charges	Original Plea		346 (100.0%)	346 (100.0%)
	Final Plea		346 (100.0%)	346 (100.0%)
Felony amended to Non-Felony	Original Plea		4 (100.0%)	4 (100.0%)
	Final Plea		4 (100.0%)	4 (100.0%)

27A.460(5) Percentage of pleas as charges

27A.460(6) Percentage of pleas to reduce charges

\* A case may consist of one or multiple convicted charges, the distinct count on cases counts the case only once.

\* Convicted charges, percent of charges and the distinct count of cases are sorted by the highest sentence penalty for each of the convicted charges (Guilty, Guilty - Multiple Counts, Prepayable Citation - Paid or Guilty - Sealed Sentence, Enhanced).



**ADMINISTRATIVE OFFICE OF THE COURTS**  
**Research and Statistics**  
 Annual Report FY 2023  
 Circuit Court - Felony Criminal Cases

**ESTILL COUNTY**

Cases can have multiple charges which are heard either by a Court Trial, Jury Trial, No Trial or by a combination of trial types. Cases are categorized by how all the charges within the case were disposed. If all charges were disposed by the same trial type, it is counted in the separate category, otherwise, it is counted within the Mixed Trial category. If a charge had no trial type entered or it had No Trial, then it is counted in the No Trial category.

Cases by Trial Type  
 27A.460(7), (8), (9), (10)

	Mixed Trial	No Trial	Grand Total
Felony Amended to Non-Felony		4	4
		100.00%	100.00%
Felony Charges	12	190	202
	5.94%	94.06%	100.00%
Felony Convictions	9	111	120
	7.50%	92.50%	100.00%

- 27A.460(7) Percentage of disposition to guilty as charged by trial
- 27A.460(8) Percentage of those found guilty of lesser charge by trial
- 27A.460(9) Percentage of cases where jury trial taken
- 27A.460(10) Percentage of trials which are bench (court) trials

Shock Probation by Disposition Type  
 27A.440(3)(b)

	Denied	Grand Total
0026090 SHOCK PROBATION IN FELONY CONVICTIONS	11	11
	100.00%	100.00%

27A.440(3)(b) Extracted data on shock probation shall be placed in the annual report of the Administrative Office of the Courts

\* A case may consist of one or multiple convicted charges, the distinct count on cases counts the case only once.  
 \* Other Disposition types include: Denied, Extradition, Grand Jury, Granted, Merged, Mistrial, Grand Jury, Other, Remanded, and Sealed Records.



**ADMINISTRATIVE OFFICE OF THE COURTS**  
**Research and Statistics**  
 Annual Report FY 2023  
 Circuit Court - Felony Criminal Cases  
**ESTILL COUNTY**

### Youthful Offenders

There were 0 Felony level charges and 0 Non-Felony level charges disposed within 0 Circuit Criminal cases during the fiscal year. Non-Felony charges include Misdemeanor, Violation, Local Ordinance, or Other charges within those cases.

27A.460(11)

	Charges	Cases
Felony		
Felony Amended to Non-Felony		

27A.460(11) The number of juvenile offenders tried as an adult

Of the 0 Felony level charges disposed within the Youthful Offender cases, 0 (None%) charges were convicted.

Youthful Offender

		Grand Total
Felony Charges by Disposition Type	0	0

Note: A youth charged prior to their 18th birthday, proceeded against as a youthful offender under KRS 635.020(7) may not be included in the above.

KRS 635.020(7) If a person who is eighteen (18) or older is charged with a felony that occurred prior to their eighteenth birthday, the court shall, upon motion of the county attorney made prior to adjudication and consultation with the Commonwealth's Attorney, the case may proceed in accordance with the provisions of KRS 640.010.

\* A case may consist of one or multiple convicted charges, the distinct count on cases counts the case only once.

\* Other disposition types include: Denied, Extradition, Grand Jury, Granted, Merged, Mistrial, Grand Jury, Other, Remanded, and Sealed Records.

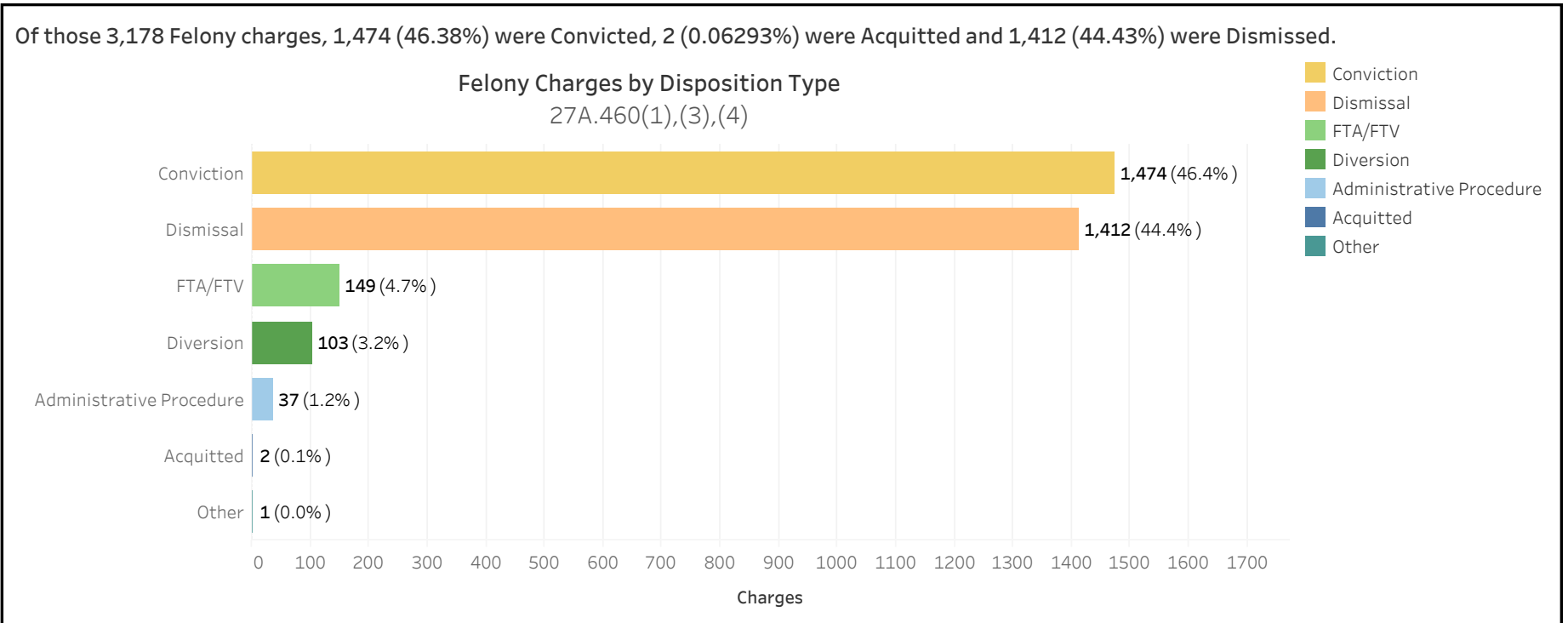


**ADMINISTRATIVE OFFICE OF THE COURTS**  
**Research and Statistics**  
 Annual Report FY 2023  
 Circuit Court - Felony Criminal Cases

**FAYETTE COUNTY**

There were 3,178 Felony level charges and 769 Non-Felony level charges disposed within 1,915 Circuit Criminal cases during the Fiscal Year. Non-Felony charges include Misdemeanor, Violation, Local Ordinance or Other charges within those cases.

		Charges	Cases
FAYETTE	Felony	3,178	1,414
	Felony amended to Non-Felony	769	



27A.460(1) Conviction Percentages  
 27A.460(3) Percentage of Acquittals  
 27A.460(4) Percentage of Dismissals

\* A case may consist of one or multiple convicted charges, the distinct count on cases counts the case only once.  
 \* Other Disposition types include: Denied, Extradition, Grand Jury, Granted, Merged, Mistrial, Grand Jury, Other, Remanded, and Sealed Records.



**ADMINISTRATIVE OFFICE OF THE COURTS**  
**Research and Statistics**  
 Annual Report FY 2023  
 Circuit Court - Felony Criminal Cases

**FAYETTE COUNTY**

Felony Charges Convicted by Highest Penalty Type

Penalty Type	FELONY			LOCAL ORDINANCE			MISDEMEANOR			VIOLATION			Grand Total		
	Charges	% of Ch..	Cases	Charges	% of Ch..	Cases	Charges	% of Ch..	Cases	Charges	% of Ch..	Cases	Charges	% of Ch..	Cases
Incarcerated Prison	354	25.1%	275	11	16.7%	11	5	0.3%	5				370	12.6%	284
Incarcerated Jail	363	25.7%	245	34	51.5%	29	672	46.4%	334	3	21.4%	3	1,072	36.5%	455
Alternative: Probation	13	0.9%	12	1	1.5%	1	28	1.9%	20				42	1.4%	29
Alternative: Cond. Discharged	7	0.5%	5	1	1.5%	1	24	1.7%	17				32	1.1%	21
Alternative Sentence	398	28.2%	386	11	16.7%	11	212	14.7%	174	4	28.6%	1	625	21.3%	540
Pay Fine				1	1.5%	1	13	0.9%	13	2	14.3%	2	16	0.5%	16
Pay Court Cost	1	0.1%	1				9	0.6%	9				10	0.3%	10
Other Penalty	256	18.1%	160	5	7.6%	4	477	33.0%	250	5	35.7%	5	743	25.3%	334
No Sentence	20	1.4%	16	2	3.0%	2	7	0.5%	7				29	1.0%	21
<b>Grand Total</b>	<b>1,412</b>	<b>100.0%</b>	<b>880</b>	<b>66</b>	<b>100.0%</b>	<b>59</b>	<b>1,447</b>	<b>100.0%</b>	<b>743</b>	<b>14</b>	<b>100.0%</b>	<b>11</b>	<b>2,939</b>	<b>100.0%</b>	<b>1,201</b>

27A.460(2) Percentages of fines, imprisonment, or other penalty assessment

Original & Final Plea Type

		GUILTY	NOT GUILTY	UNKNOWN PLEA TYPE	Grand Total
Felony Charges	Original Plea	364 (11.5%)	1,159 (36.5%)	1,655 (52.1%)	3,178 (100.0%)
	Final Plea	1,406 (44.2%)	117 (3.7%)	1,655 (52.1%)	3,178 (100.0%)
Felony amended to Non-Felony	Original Plea	2 (0.3%)	378 (49.2%)	389 (50.6%)	769 (100.0%)
	Final Plea	168 (21.8%)	212 (27.6%)	389 (50.6%)	769 (100.0%)

27A.460(5) Percentage of pleas as charges

27A.460(6) Percentage of pleas to reduce charges

\* A case may consist of one or multiple convicted charges, the distinct count on cases counts the case only once.

\* Convicted charges, percent of charges and the distinct count of cases are sorted by the highest sentence penalty for each of the convicted charges (Guilty, Guilty - Multiple Counts, Prepayable Citation - Paid or Guilty - Sealed Sentence, Enhanced).





**ADMINISTRATIVE OFFICE OF THE COURTS**  
**Research and Statistics**  
 Annual Report FY 2023  
 Circuit Court - Felony Criminal Cases

**FAYETTE COUNTY**

Cases can have multiple charges which are heard either by a Court Trial, Jury Trial, No Trial or by a combination of trial types. Cases are categorized by how all the charges within the case were disposed. If all charges were disposed by the same trial type, it is counted in the separate category, otherwise, it is counted within the Mixed Trial category. If a charge had no trial type entered or it had No Trial, then it is counted in the No Trial category.

Cases by Trial Type  
 27A.460(7), (8), (9), (10)

	Court Trial	Jury Trial	Mixed Trial	No Trial	Grand Total
Felony Amended to Non-Felony			41 8.18%	460 91.82%	501 100.00%
Felony Charges	1 0.07%	5 0.35%	106 7.50%	1,302 92.08%	1,414 100.00%
Felony Convictions		5 0.57%	89 10.07%	790 89.37%	884 100.00%

- 27A.460(7) Percentage of disposition to guilty as charged by trial
- 27A.460(8) Percentage of those found guilty of lesser charge by trial
- 27A.460(9) Percentage of cases where jury trial taken
- 27A.460(10) Percentage of trials which are bench (court) trials

Shock Probation by Disposition Type  
 27A.440(3)(b)

	Denied	Granted	Withdrawn	Grand Total
0026090 SHOCK PROBATION IN FELONY CONVICTIONS	22 75.86%	6 20.69%	1 3.45%	29 100.00%
0026100 SHOCK PROBATION IN MISDEMEANOR CONVICTIONS	6 85.71%		1 14.29%	7 100.00%
9096890 SHOCK PROBATION	16 94.12%	1 5.88%		17 100.00%

27A.440(3)(b) Extracted data on shock probation shall be placed in the annual report of the Administrative Office of the Courts

\* A case may consist of one or multiple convicted charges, the distinct count on cases counts the case only once.  
 \* Other Disposition types include: Denied, Extradition, Grand Jury, Granted, Merged, Mistrial, Grand Jury, Other, Remanded, and Sealed Records.



**ADMINISTRATIVE OFFICE OF THE COURTS**  
**Research and Statistics**  
 Annual Report FY 2023  
 Circuit Court - Felony Criminal Cases  
**FAYETTE COUNTY**

### Youthful Offenders

There were 65 Felony level charges and 2 Non-Felony level charges disposed within 20 Circuit Criminal cases during the fiscal year. Non-Felony charges include Misdemeanor, Violation, Local Ordinance, or Other charges within those cases.

27A.460(11)

	Charges	Cases
Felony	65	18
Felony Amended to Non-Felony	2	2

27A.460(11) The number of juvenile offenders tried as an adult

Of the 65 Felony level charges disposed within the Youthful Offender cases, 39 (60.00%) charges were convicted.

Youthful Offender

	Conviction	Dismissal	Grand Total
Felony Charges by Disposition Type	39	26	65

Note: A youth charged prior to their 18th birthday, proceeded against as a youthful offender under KRS 635.020(7) may not be included in the above.

KRS 635.020(7) If a person who is eighteen (18) or older is charged with a felony that occurred prior to their eighteenth birthday, the court shall, upon motion of the county attorney made prior to adjudication and consultation with the Commonwealth's Attorney, the case may proceed in accordance with the provisions of KRS 640.010.

\* A case may consist of one or multiple convicted charges, the distinct count on cases counts the case only once.

\* Other disposition types include: Denied, Extradition, Grand Jury, Granted, Merged, Mistrial, Grand Jury, Other, Remanded, and Sealed Records.

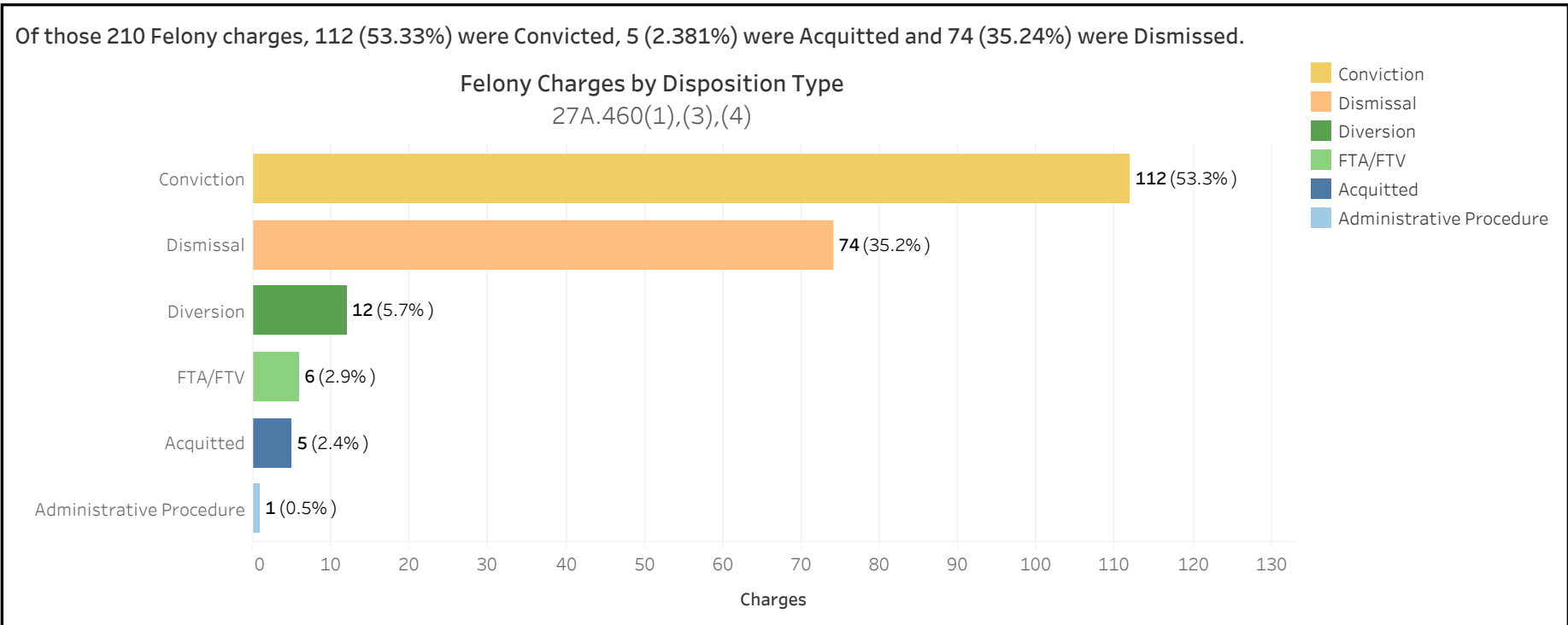


**ADMINISTRATIVE OFFICE OF THE COURTS**  
**Research and Statistics**  
 Annual Report FY 2023  
 Circuit Court - Felony Criminal Cases

**FLEMING COUNTY**

There were 210 Felony level charges and 14 Non-Felony level charges disposed within 154 Circuit Criminal cases during the Fiscal Year. Non-Felony charges include Misdemeanor, Violation, Local Ordinance or Other charges within those cases.

		Charges	Cases
FLEMING	Felony	210	141
	Felony amended to Non-Felony	14	



27A.460(1) Conviction Percentages  
 27A.460(3) Percentage of Acquittals  
 27A.460(4) Percentage of Dismissals

\* A case may consist of one or multiple convicted charges, the distinct count on cases counts the case only once.  
 \* Other Disposition types include: Denied, Extradition, Grand Jury, Granted, Merged, Mistrial, Grand Jury, Other, Remanded, and Sealed Records.



**ADMINISTRATIVE OFFICE OF THE COURTS**  
**Research and Statistics**  
 Annual Report FY 2023  
 Circuit Court - Felony Criminal Cases

**FLEMING COUNTY**

Felony Charges Convicted by Highest Penalty Type

Penalty Type	FELONY			MISDEMEANOR			VIOLATION			Grand Total		
	Charges	% of Chgs	Cases	Charges	% of Chgs	Cases	Charges	% of Chgs	Cases	Charges	% of Chgs	Cases
Incarcerated Prison	67	59.8%	45	2	1.8%	1				69	29.4%	45
Incarcerated Jail	20	17.9%	19	61	56.0%	39	1	7.1%	1	82	34.9%	45
Alternative: Probation	1	0.9%	1							1	0.4%	1
Alternative: Cond. Discharged				19	17.4%	12				19	8.1%	12
Alternative Sentence	24	21.4%	20	20	18.3%	13	1	7.1%	1	45	19.1%	24
Pay Fine				2	1.8%	2	9	64.3%	8	11	4.7%	10
Other Penalty				5	4.6%	3	3	21.4%	2	8	3.4%	4
<b>Grand Total</b>	<b>112</b>	<b>100.0%</b>	<b>78</b>	<b>109</b>	<b>100.0%</b>	<b>64</b>	<b>14</b>	<b>100.0%</b>	<b>10</b>	<b>235</b>	<b>100.0%</b>	<b>95</b>

27A.460(2) Percentages of fines, imprisonment, or other penalty assessment

Original & Final Plea Type

		GUILTY	NOT GUILTY	UNKNOWN PLEA TYPE	Grand Total
Felony Charges	Original Plea		14 (6.7%)	196 (93.3%)	210 (100.0%)
	Final Plea	8 (3.8%)	6 (2.9%)	196 (93.3%)	210 (100.0%)
Felony amended to Non-Felony	Original Plea		1 (7.1%)	13 (92.9%)	14 (100.0%)
	Final Plea		1 (7.1%)	13 (92.9%)	14 (100.0%)

27A.460(5) Percentage of pleas as charges

27A.460(6) Percentage of pleas to reduce charges

\* A case may consist of one or multiple convicted charges, the distinct count on cases counts the case only once.

\* Convicted charges, percent of charges and the distinct count of cases are sorted by the highest sentence penalty for each of the convicted charges (Guilty, Guilty - Multiple Counts, Prepayable Citation - Paid or Guilty - Sealed Sentence, Enhanced).



**ADMINISTRATIVE OFFICE OF THE COURTS**  
**Research and Statistics**  
 Annual Report FY 2023  
 Circuit Court - Felony Criminal Cases

**FLEMING COUNTY**

Cases can have multiple charges which are heard either by a Court Trial, Jury Trial, No Trial or by a combination of trial types. Cases are categorized by how all the charges within the case were disposed. If all charges were disposed by the same trial type, it is counted in the separate category, otherwise, it is counted within the Mixed Trial category. If a charge had no trial type entered or it had No Trial, then it is counted in the No Trial category.

Cases by Trial Type  
 27A.460(7), (8), (9), (10)

	Jury Trial	Mixed Trial	No Trial	Grand Total
Felony Amended to Non-Felony			13	13
			100.00%	100.00%
Felony Charges	1 0.71%	1 0.71%	139 98.58%	141 100.00%
Felony Convictions	1 1.28%	1 1.28%	76 97.44%	78 100.00%

- 27A.460(7) Percentage of disposition to guilty as charged by trial
- 27A.460(8) Percentage of those found guilty of lesser charge by trial
- 27A.460(9) Percentage of cases where jury trial taken
- 27A.460(10) Percentage of trials which are bench (court) trials

Shock Probation by Disposition Type  
 27A.440(3)(b)

	Denied	Granted	Vacated	Grand Total
0026090 SHOCK PROBATION IN FELONY CONVICTIONS	60 82.19%	12 16.44%	1 1.37%	73 100.00%

27A.440(3)(b) Extracted data on shock probation shall be placed in the annual report of the Administrative Office of the Courts

\* A case may consist of one or multiple convicted charges, the distinct count on cases counts the case only once.  
 \* Other Disposition types include: Denied, Extradition, Grand Jury, Granted, Merged, Mistrial, Grand Jury, Other, Remanded, and Sealed Records.



**ADMINISTRATIVE OFFICE OF THE COURTS**  
**Research and Statistics**  
 Annual Report FY 2023  
 Circuit Court - Felony Criminal Cases  
**FLEMING COUNTY**

**Youthful Offenders**

There were 0 Felony level charges and 0 Non-Felony level charges disposed within 0 Circuit Criminal cases during the fiscal year. Non-Felony charges include Misdemeanor, Violation, Local Ordinance, or Other charges within those cases.

27A.460(11)

	Charges	Cases
Felony		
Felony Amended to Non-Felony		

27A.460(11) The number of juvenile offenders tried as an adult

Of the 0 Felony level charges disposed within the Youthful Offender cases, 0 (None%) charges were convicted.

Youthful Offender

	Grand Total
Felony Charges by Disposition Type	0

Note: A youth charged prior to their 18th birthday, proceeded against as a youthful offender under KRS 635.020(7) may not be included in the above.

KRS 635.020(7) If a person who is eighteen (18) or older is charged with a felony that occurred prior to their eighteenth birthday, the court shall, upon motion of the county attorney made prior to adjudication and consultation with the Commonwealth's Attorney, the case may proceed in accordance with the provisions of KRS 640.010.

\* A case may consist of one or multiple convicted charges, the distinct count on cases counts the case only once.

\* Other disposition types include: Denied, Extradition, Grand Jury, Granted, Merged, Mistrial, Grand Jury, Other, Remanded, and Sealed Records.

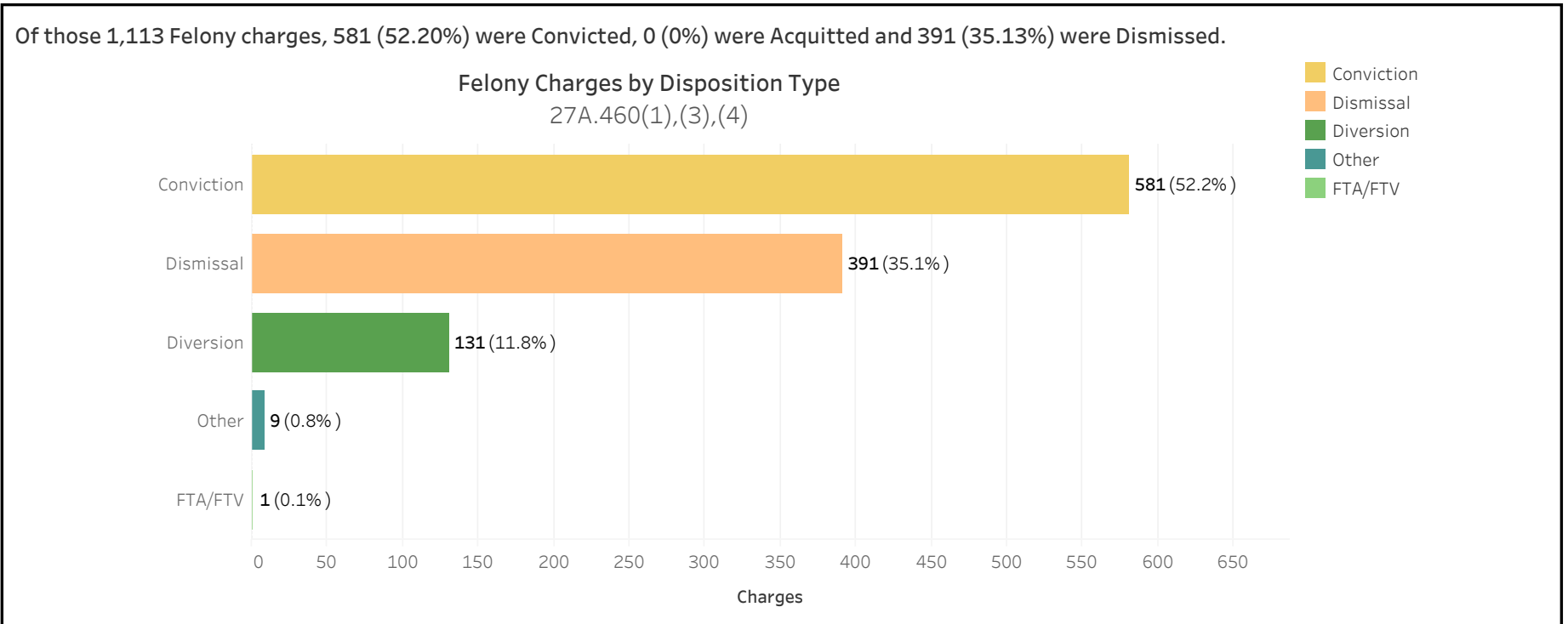


**ADMINISTRATIVE OFFICE OF THE COURTS**  
**Research and Statistics**  
 Annual Report FY 2023  
 Circuit Court - Felony Criminal Cases

**FLOYD COUNTY**

There were 1,113 Felony level charges and 67 Non-Felony level charges disposed within 663 Circuit Criminal cases during the Fiscal Year. Non-Felony charges include Misdemeanor, Violation, Local Ordinance or Other charges within those cases.

		Charges	Cases
FLOYD	Felony	1,113	608
	Felony amended to Non-Felony	67	



27A.460(1) Conviction Percentages  
 27A.460(3) Percentage of Acquittals  
 27A.460(4) Percentage of Dismissals

\* A case may consist of one or multiple convicted charges, the distinct count on cases counts the case only once.  
 \* Other Disposition types include: Denied, Extradition, Grand Jury, Granted, Merged, Mistrial, Grand Jury, Other, Remanded, and Sealed Records.



**ADMINISTRATIVE OFFICE OF THE COURTS**  
**Research and Statistics**  
 Annual Report FY 2023  
 Circuit Court - Felony Criminal Cases

**FLOYD COUNTY**

Felony Charges Convicted by Highest Penalty Type

Penalty Type	FELONY			MISDEMEANOR			VIOLATION			Grand Total		
	Charges	% of Chgs	Cases	Charges	% of Chgs	Cases	Charges	% of Chgs	Cases	Charges	% of Chgs	Cases
Incarcerated Prison	152	26.2%	74	1	0.4%	1				153	17.7%	74
Incarcerated Jail	181	31.2%	130	96	34.5%	66	4	80.0%	4	281	32.5%	164
Alternative: Home Incarcerati..				1	0.4%	1				1	0.1%	1
Alternative: Probation	14	2.4%	13	35	12.6%	21	1	20.0%	1	50	5.8%	32
Alternative Sentence	39	6.7%	36	25	9.0%	22				64	7.4%	53
Pay Court Cost	9	1.5%	9	11	4.0%	11				20	2.3%	20
Other Penalty	178	30.6%	145	107	38.5%	72				285	33.0%	183
No Sentence	8	1.4%	6	2	0.7%	2				10	1.2%	8
<b>Grand Total</b>	<b>581</b>	<b>100.0%</b>	<b>395</b>	<b>278</b>	<b>100.0%</b>	<b>180</b>	<b>5</b>	<b>100.0%</b>	<b>5</b>	<b>864</b>	<b>100.0%</b>	<b>469</b>

27A.460(2) Percentages of fines, imprisonment, or other penalty assessment

Original & Final Plea Type

		GUILTY	NOT GUILTY	UNKNOWN PLEA TYPE	Grand Total
Felony Charges	Original Plea	10 (0.9%)	702 (63.1%)	401 (36.0%)	1,113 (100.0%)
	Final Plea	561 (50.4%)	151 (13.6%)	401 (36.0%)	1,113 (100.0%)
Felony amended to Non-Felony	Original Plea		23 (34.3%)	44 (65.7%)	67 (100.0%)
	Final Plea	2 (3.0%)	21 (31.3%)	44 (65.7%)	67 (100.0%)

27A.460(5) Percentage of pleas as charges

27A.460(6) Percentage of pleas to reduce charges

\* A case may consist of one or multiple convicted charges, the distinct count on cases counts the case only once.

\* Convicted charges, percent of charges and the distinct count of cases are sorted by the highest sentence penalty for each of the convicted charges (Guilty, Guilty - Multiple Counts, Prepayable Citation - Paid or Guilty - Sealed Sentence, Enhanced).





**ADMINISTRATIVE OFFICE OF THE COURTS**  
**Research and Statistics**  
 Annual Report FY 2023  
 Circuit Court - Felony Criminal Cases

**FLOYD COUNTY**

Cases can have multiple charges which are heard either by a Court Trial, Jury Trial, No Trial or by a combination of trial types. Cases are categorized by how all the charges within the case were disposed. If all charges were disposed by the same trial type, it is counted in the separate category, otherwise, it is counted within the Mixed Trial category. If a charge had no trial type entered or it had No Trial, then it is counted in the No Trial category.

Cases by Trial Type  
 27A.460(7), (8), (9), (10)

	Mixed Trial	No Trial	Grand Total
Felony Amended to Non-Felony	1 1.82%	54 98.18%	55 100.00%
Felony Charges	27 4.44%	581 95.56%	608 100.00%
Felony Convictions	20 5.06%	375 94.94%	395 100.00%

- 27A.460(7) Percentage of disposition to guilty as charged by trial
- 27A.460(8) Percentage of those found guilty of lesser charge by trial
- 27A.460(9) Percentage of cases where jury trial taken
- 27A.460(10) Percentage of trials which are bench (court) trials

Shock Probation by Disposition Type  
 27A.440(3)(b)

	Denied	Grand Total
0026090 SHOCK PROBATION IN FELONY CONVICTIONS	7 100.00%	7 100.00%

27A.440(3)(b) Extracted data on shock probation shall be placed in the annual report of the Administrative Office of the Courts

\* A case may consist of one or multiple convicted charges, the distinct count on cases counts the case only once.  
 \* Other Disposition types include: Denied, Extradition, Grand Jury, Granted, Merged, Mistrial, Grand Jury, Other, Remanded, and Sealed Records.



**ADMINISTRATIVE OFFICE OF THE COURTS**  
**Research and Statistics**  
 Annual Report FY 2023  
 Circuit Court - Felony Criminal Cases  
**FLOYD COUNTY**

### Youthful Offenders

There were 1 Felony level charges and 0 Non-Felony level charges disposed within 1 Circuit Criminal cases during the fiscal year. Non-Felony charges include Misdemeanor, Violation, Local Ordinance, or Other charges within those cases.

27A.460(11)

	Charges	Cases
Felony	1	1
Felony Amended to Non-Felony	0	0

27A.460(11) The number of juvenile offenders tried as an adult

Of the 1 Felony level charges disposed within the Youthful Offender cases, 0 (0%) charges were convicted.

Youthful Offender

	Dismissal	Grand Total
Felony Charges by Disposition Type	1	1

Note: A youth charged prior to their 18th birthday, proceeded against as a youthful offender under KRS 635.020(7) may not be included in the above.

KRS 635.020(7) If a person who is eighteen (18) or older is charged with a felony that occurred prior to their eighteenth birthday, the court shall, upon motion of the county attorney made prior to adjudication and consultation with the Commonwealth's Attorney, the case may proceed in accordance with the provisions of KRS 640.010.

\* A case may consist of one or multiple convicted charges, the distinct count on cases counts the case only once.

\* Other disposition types include: Denied, Extradition, Grand Jury, Granted, Merged, Mistrial, Grand Jury, Other, Remanded, and Sealed Records.

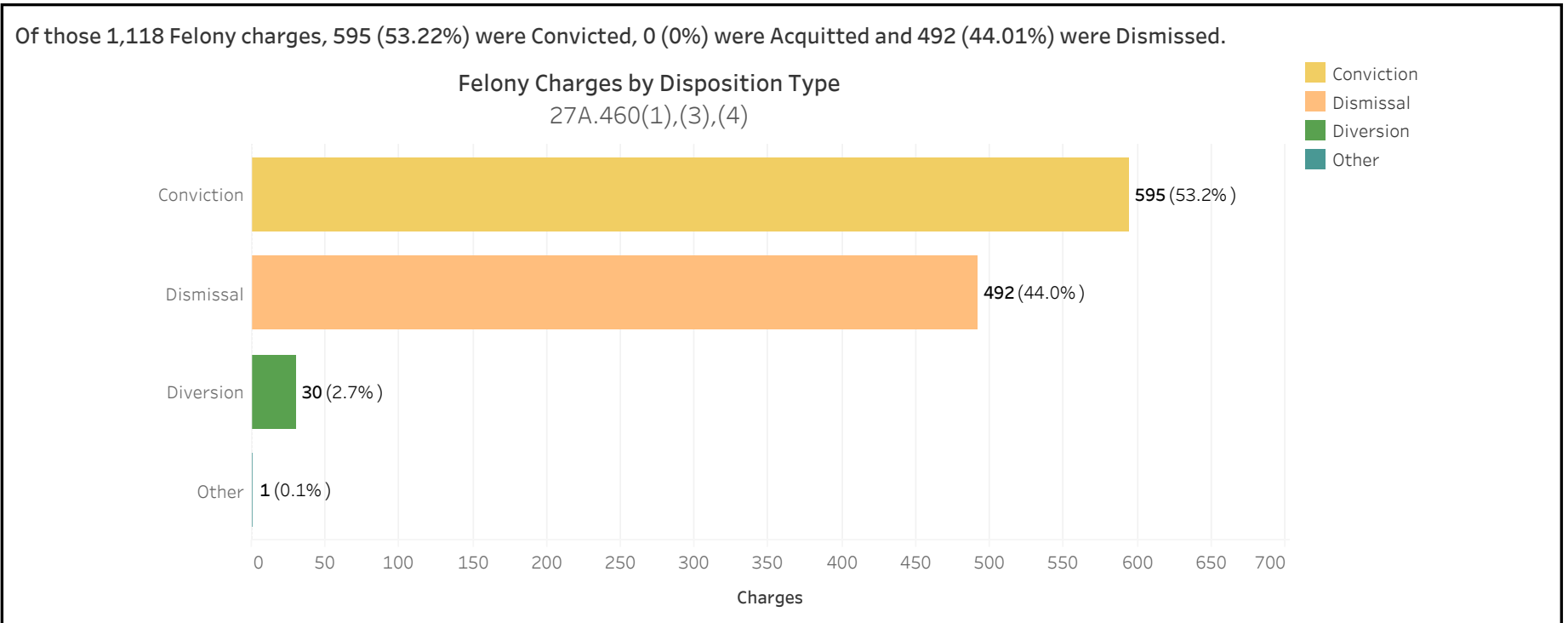


**ADMINISTRATIVE OFFICE OF THE COURTS**  
**Research and Statistics**  
 Annual Report FY 2023  
 Circuit Court - Felony Criminal Cases

**FRANKLIN COUNTY**

There were 1,118 Felony level charges and 65 Non-Felony level charges disposed within 545 Circuit Criminal cases during the Fiscal Year. Non-Felony charges include Misdemeanor, Violation, Local Ordinance or Other charges within those cases.

		Charges	Cases
FRANKLIN	Felony	1,118	494
	Felony amended to Non-Felony	65	



27A.460(1) Conviction Percentages  
 27A.460(3) Percentage of Acquittals  
 27A.460(4) Percentage of Dismissals

\* A case may consist of one or multiple convicted charges, the distinct count on cases counts the case only once.  
 \* Other Disposition types include: Denied, Extradition, Grand Jury, Granted, Merged, Mistrial, Grand Jury, Other, Remanded, and Sealed Records.



**ADMINISTRATIVE OFFICE OF THE COURTS**  
**Research and Statistics**  
 Annual Report FY 2023  
 Circuit Court - Felony Criminal Cases

**FRANKLIN COUNTY**

Felony Charges Convicted by Highest Penalty Type

Penalty Type	FELONY			MISDEMEANOR			OTHER			VIOLATION			Grand Total		
	Charges	% of Ch..	Cases	Charges	% of Ch..	Cases	Charges	% of Ch..	Cases	Charges	% of Ch..	Cases	Charges	% of Ch..	Cases
Incarcerated Prison	196	33.5%	80										196	19.9%	80
Incarcerated Jail	19	3.2%	16	91	24.6%	51							110	11.2%	59
Alternative: Probation	3	0.5%	3	21	5.7%	13							24	2.4%	16
Alternative: Cond. Discharged				3	0.8%	2							3	0.3%	2
Alternative Sentence	5	0.9%	5	7	1.9%	4							12	1.2%	9
Pay Fine				11	3.0%	11				28	93.3%	25	39	4.0%	32
Pay Court Cost	113	19.3%	113	37	10.0%	37				1	3.3%	1	151	15.3%	151
Other Penalty	237	40.5%	136	194	52.4%	108	1	100.0%	1	1	3.3%	1	433	43.9%	185
No Sentence	12	2.1%	6	6	1.6%	5							18	1.8%	9
<b>Grand Total</b>	<b>585</b>	<b>100.0%</b>	<b>324</b>	<b>370</b>	<b>100.0%</b>	<b>201</b>	<b>1</b>	<b>100.0%</b>	<b>1</b>	<b>30</b>	<b>100.0%</b>	<b>27</b>	<b>986</b>	<b>100.0%</b>	<b>384</b>

27A.460(2) Percentages of fines, imprisonment, or other penalty assessment

Original & Final Plea Type

		GUILTY	NOT GUILTY	UNKNOWN PLEA TYPE	Grand Total
Felony Charges	Original Plea	19 (1.7%)	564 (50.4%)	535 (47.9%)	1,118 (100.0%)
	Final Plea	572 (51.2%)	11 (1.0%)	535 (47.9%)	1,118 (100.0%)
Felony amended to Non-Felony	Original Plea		4 (6.2%)	61 (93.8%)	65 (100.0%)
	Final Plea	4 (6.2%)		61 (93.8%)	65 (100.0%)

27A.460(5) Percentage of pleas as charges

27A.460(6) Percentage of pleas to reduce charges

\* A case may consist of one or multiple convicted charges, the distinct count on cases counts the case only once.

\* Convicted charges, percent of charges and the distinct count of cases are sorted by the highest sentence penalty for each of the convicted charges (Guilty, Guilty - Multiple Counts, Prepayable Citation - Paid or Guilty - Sealed Sentence, Enhanced).



**ADMINISTRATIVE OFFICE OF THE COURTS**  
**Research and Statistics**  
 Annual Report FY 2023  
 Circuit Court - Felony Criminal Cases

**FRANKLIN COUNTY**

Cases can have multiple charges which are heard either by a Court Trial, Jury Trial, No Trial or by a combination of trial types. Cases are categorized by how all the charges within the case were disposed. If all charges were disposed by the same trial type, it is counted in the separate category, otherwise, it is counted within the Mixed Trial category. If a charge had no trial type entered or it had No Trial, then it is counted in the No Trial category.

Cases by Trial Type  
 27A.460(7), (8), (9), (10)

	Mixed Trial	No Trial	Grand Total
Felony Amended to Non-Felony	5 9.80%	46 90.20%	51 100.00%
Felony Charges	51 10.32%	443 89.68%	494 100.00%
Felony Convictions	42 12.96%	282 87.04%	324 100.00%

- 27A.460(7) Percentage of disposition to guilty as charged by trial
- 27A.460(8) Percentage of those found guilty of lesser charge by trial
- 27A.460(9) Percentage of cases where jury trial taken
- 27A.460(10) Percentage of trials which are bench (court) trials

Shock Probation by Disposition Type  
 27A.440(3)(b)

	Denied	Granted	Grand Total
0026090 SHOCK PROBATION IN FELONY CONVICTIONS	38 32.48%	79 67.52%	117 100.00%

27A.440(3)(b) Extracted data on shock probation shall be placed in the annual report of the Administrative Office of the Courts

\* A case may consist of one or multiple convicted charges, the distinct count on cases counts the case only once.  
 \* Other Disposition types include: Denied, Extradition, Grand Jury, Granted, Merged, Mistrial, Grand Jury, Other, Remanded, and Sealed Records.



**ADMINISTRATIVE OFFICE OF THE COURTS**  
**Research and Statistics**  
 Annual Report FY 2023  
 Circuit Court - Felony Criminal Cases  
**FRANKLIN COUNTY**

### Youthful Offenders

There were 2 Felony level charges and 0 Non-Felony level charges disposed within 1 Circuit Criminal cases during the fiscal year. Non-Felony charges include Misdemeanor, Violation, Local Ordinance, or Other charges within those cases.

27A.460(11)

	Charges	Cases
Felony	2	1
Felony Amended to Non-Felony	0	0

27A.460(11) The number of juvenile offenders tried as an adult

Of the 2 Felony level charges disposed within the Youthful Offender cases, 2 (100.0%) charges were convicted.

Youthful Offender

	Conviction	Grand Total
Felony Charges by Disposition Type	2	2

Note: A youth charged prior to their 18th birthday, proceeded against as a youthful offender under KRS 635.020(7) may not be included in the above.

KRS 635.020(7) If a person who is eighteen (18) or older is charged with a felony that occurred prior to their eighteenth birthday, the court shall, upon motion of the county attorney made prior to adjudication and consultation with the Commonwealth's Attorney, the case may proceed in accordance with the provisions of KRS 640.010.

\* A case may consist of one or multiple convicted charges, the distinct count on cases counts the case only once.

\* Other disposition types include: Denied, Extradition, Grand Jury, Granted, Merged, Mistrial, Grand Jury, Other, Remanded, and Sealed Records.

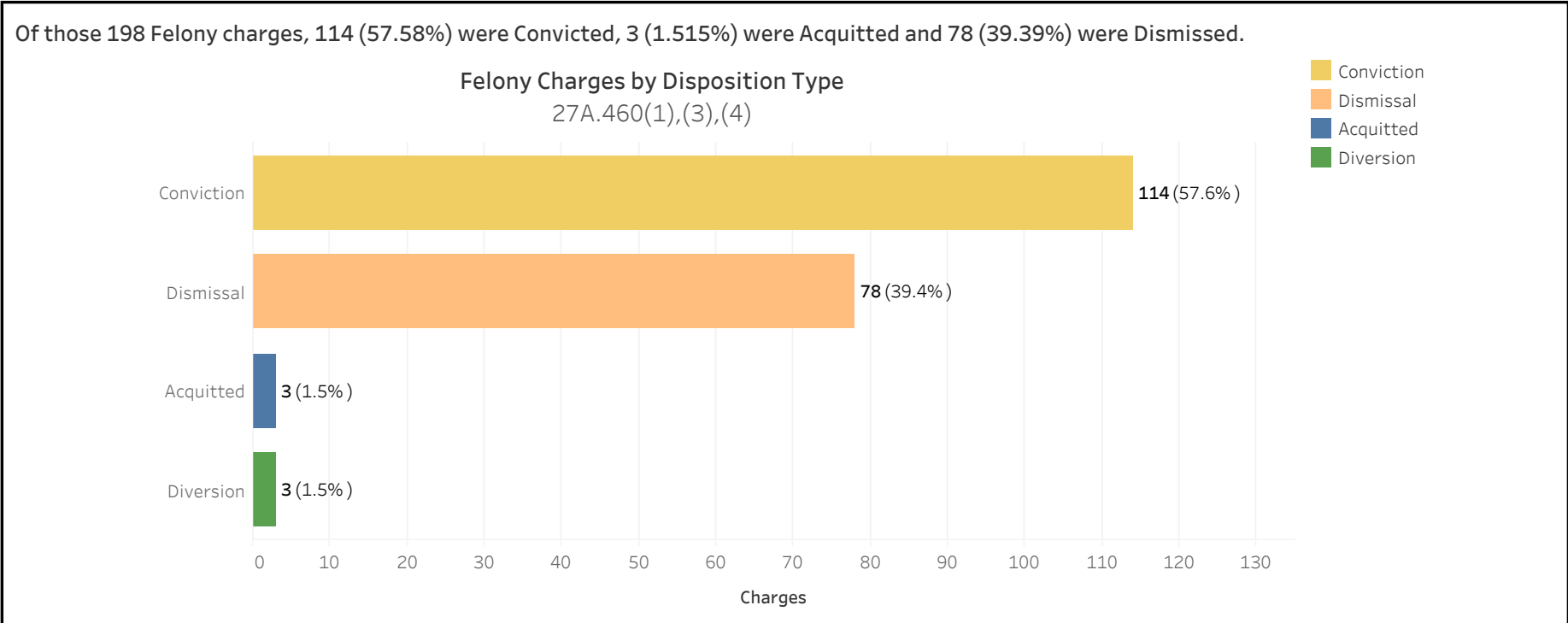


**ADMINISTRATIVE OFFICE OF THE COURTS**  
**Research and Statistics**  
 Annual Report FY 2023  
 Circuit Court - Felony Criminal Cases

**FULTON COUNTY**

There were 198 Felony level charges and 23 Non-Felony level charges disposed within 130 Circuit Criminal cases during the Fiscal Year. Non-Felony charges include Misdemeanor, Violation, Local Ordinance or Other charges within those cases.

		Charges	Cases
FULTON	Felony	198	113
	Felony amended to Non-Felony	23	



27A.460(1) Conviction Percentages  
 27A.460(3) Percentage of Acquittals  
 27A.460(4) Percentage of Dismissals

\* A case may consist of one or multiple convicted charges, the distinct count on cases counts the case only once.  
 \* Other Disposition types include: Denied, Extradition, Grand Jury, Granted, Merged, Mistrial, Grand Jury, Other, Remanded, and Sealed Records.



**ADMINISTRATIVE OFFICE OF THE COURTS**  
**Research and Statistics**  
 Annual Report FY 2023  
 Circuit Court - Felony Criminal Cases

**FULTON COUNTY**

Felony Charges Convicted by Highest Penalty Type

Penalty Type	FELONY			MISDEMEANOR			VIOLATION			Grand Total		
	Charges	% of Chgs	Cases	Charges	% of Chgs	Cases	Charges	% of Chgs	Cases	Charges	% of Chgs	Cases
Incarcerated Prison	54	47.4%	42	1	0.8%	1				55	20.4%	42
Incarcerated Jail	11	9.6%	8	56	44.8%	33				67	24.9%	35
Alternative: Cond. Discharged				15	12.0%	7				15	5.6%	7
Alternative Sentence	47	41.2%	36	1	0.8%	1				48	17.8%	37
Pay Fine				13	10.4%	12	30	100.0%	21	43	16.0%	23
Pay Court Cost				2	1.6%	2				2	0.7%	2
Other Penalty	1	0.9%	1	37	29.6%	24				38	14.1%	24
No Sentence	1	0.9%	1							1	0.4%	1
<b>Grand Total</b>	<b>114</b>	<b>100.0%</b>	<b>84</b>	<b>125</b>	<b>100.0%</b>	<b>61</b>	<b>30</b>	<b>100.0%</b>	<b>21</b>	<b>269</b>	<b>100.0%</b>	<b>92</b>

27A.460(2) Percentages of fines, imprisonment, or other penalty assessment

Original & Final Plea Type

		GUILTY	NOT GUILTY	UNKNOWN PLEA TYPE	Grand Total
Felony Charges	Original Plea	7 (3.5%)	132 (66.7%)	59 (29.8%)	198 (100.0%)
	Final Plea	98 (49.5%)	41 (20.7%)	59 (29.8%)	198 (100.0%)
Felony amended to Non-Felony	Original Plea		9 (39.1%)	14 (60.9%)	23 (100.0%)
	Final Plea		9 (39.1%)	14 (60.9%)	23 (100.0%)

27A.460(5) Percentage of pleas as charges

27A.460(6) Percentage of pleas to reduce charges

\* A case may consist of one or multiple convicted charges, the distinct count on cases counts the case only once.

\* Convicted charges, percent of charges and the distinct count of cases are sorted by the highest sentence penalty for each of the convicted charges (Guilty, Guilty - Multiple Counts, Prepayable Citation - Paid or Guilty - Sealed Sentence, Enhanced).





**ADMINISTRATIVE OFFICE OF THE COURTS**  
**Research and Statistics**  
 Annual Report FY 2023  
 Circuit Court - Felony Criminal Cases

**FULTON COUNTY**

Cases can have multiple charges which are heard either by a Court Trial, Jury Trial, No Trial or by a combination of trial types. Cases are categorized by how all the charges within the case were disposed. If all charges were disposed by the same trial type, it is counted in the separate category, otherwise, it is counted within the Mixed Trial category. If a charge had no trial type entered or it had No Trial, then it is counted in the No Trial category.

Cases by Trial Type  
 27A.460(7), (8), (9), (10)

	Jury Trial	Mixed Trial	No Trial	Grand Total
Felony Amended to Non-Felony	1 5.88%	1 5.88%	15 88.24%	17 100.00%
Felony Charges	3 2.65%	7 6.19%	103 91.15%	113 100.00%
Felony Convictions		5 5.95%	79 94.05%	84 100.00%

- 27A.460(7) Percentage of disposition to guilty as charged by trial
- 27A.460(8) Percentage of those found guilty of lesser charge by trial
- 27A.460(9) Percentage of cases where jury trial taken
- 27A.460(10) Percentage of trials which are bench (court) trials

Shock Probation by Disposition Type  
 27A.440(3)(b)

	Denied	Granted	Grand Total
0026090 SHOCK PROBATION IN FELONY CONVICTIONS	35 77.78%	10 22.22%	45 100.00%

27A.440(3)(b) Extracted data on shock probation shall be placed in the annual report of the Administrative Office of the Courts

\* A case may consist of one or multiple convicted charges, the distinct count on cases counts the case only once.  
 \* Other Disposition types include: Denied, Extradition, Grand Jury, Granted, Merged, Mistrial, Grand Jury, Other, Remanded, and Sealed Records.



**ADMINISTRATIVE OFFICE OF THE COURTS**  
**Research and Statistics**  
 Annual Report FY 2023  
 Circuit Court - Felony Criminal Cases  
**FULTON COUNTY**

**Youthful Offenders**

There were 0 Felony level charges and 0 Non-Felony level charges disposed within 0 Circuit Criminal cases during the fiscal year. Non-Felony charges include Misdemeanor, Violation, Local Ordinance, or Other charges within those cases.

27A.460(11)

	Charges	Cases
Felony		
Felony Amended to Non-Felony		

27A.460(11) The number of juvenile offenders tried as an adult

Of the 0 Felony level charges disposed within the Youthful Offender cases, 0 (None%) charges were convicted.

Youthful Offender

	Grand Total
Felony Charges by Disposition Type	0

Note: A youth charged prior to their 18th birthday, proceeded against as a youthful offender under KRS 635.020(7) may not be included in the above.

KRS 635.020(7) If a person who is eighteen (18) or older is charged with a felony that occurred prior to their eighteenth birthday, the court shall, upon motion of the county attorney made prior to adjudication and consultation with the Commonwealth's Attorney, the case may proceed in accordance with the provisions of KRS 640.010.

\* A case may consist of one or multiple convicted charges, the distinct count on cases counts the case only once.

\* Other disposition types include: Denied, Extradition, Grand Jury, Granted, Merged, Mistrial, Grand Jury, Other, Remanded, and Sealed Records.

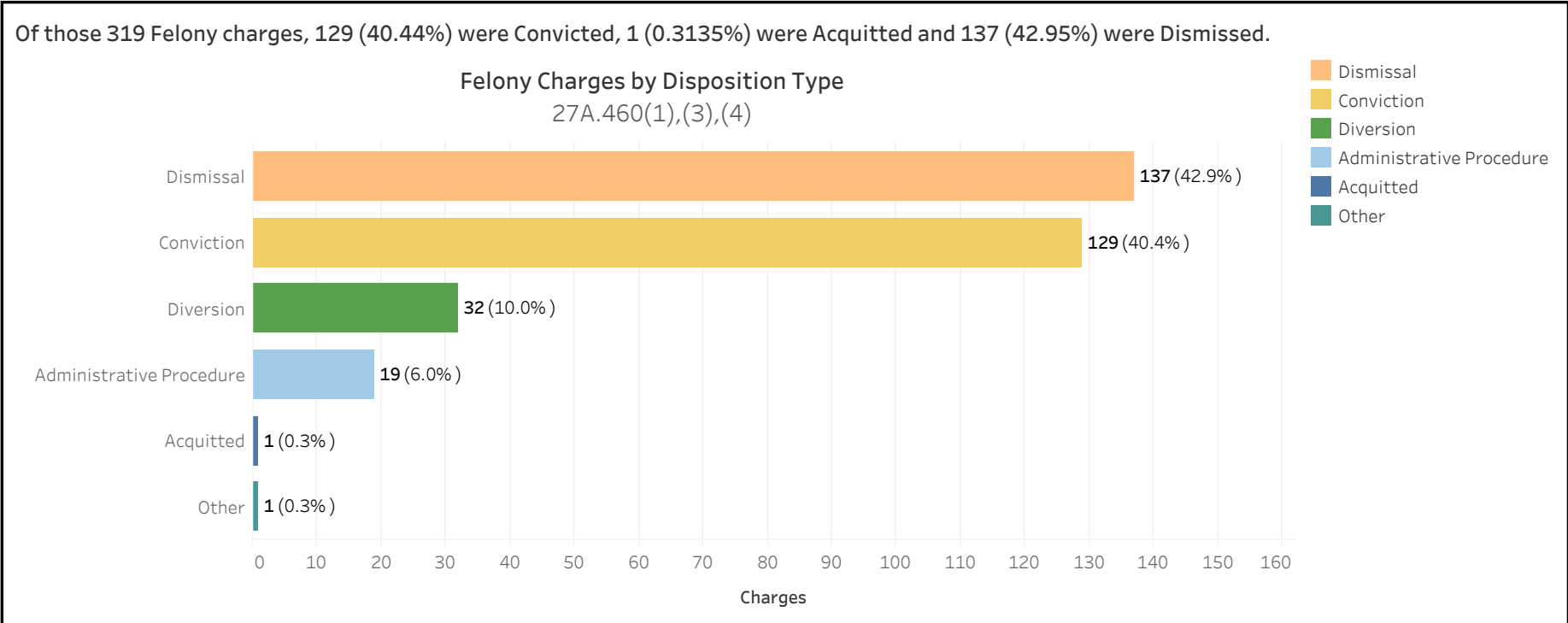


**ADMINISTRATIVE OFFICE OF THE COURTS**  
**Research and Statistics**  
 Annual Report FY 2023  
 Circuit Court - Felony Criminal Cases

### GALLATIN COUNTY

There were 319 Felony level charges and 13 Non-Felony level charges disposed within 238 Circuit Criminal cases during the Fiscal Year. Non-Felony charges include Misdemeanor, Violation, Local Ordinance or Other charges within those cases.

		Charges	Cases
GALLATIN	Felony	319	225
	Felony amended to Non-Felony	13	



27A.460(1) Conviction Percentages  
 27A.460(3) Percentage of Acquittals  
 27A.460(4) Percentage of Dismissals

\* A case may consist of one or multiple convicted charges, the distinct count on cases counts the case only once.  
 \* Other Disposition types include: Denied, Extradition, Grand Jury, Granted, Merged, Mistrial, Grand Jury, Other, Remanded, and Sealed Records.



**ADMINISTRATIVE OFFICE OF THE COURTS**  
**Research and Statistics**  
 Annual Report FY 2023  
 Circuit Court - Felony Criminal Cases

**GALLATIN COUNTY**

Felony Charges Convicted by Highest Penalty Type

Penalty Type	FELONY			MISDEMEANOR			VIOLATION			Grand Total		
	Charges	% of Chgs	Cases	Charges	% of Chgs	Cases	Charges	% of Chgs	Cases	Charges	% of Chgs	Cases
Incarcerated Prison	35	27.1%	25							35	12.3%	25
Incarcerated Jail	25	19.4%	20	52	39.1%	34				77	27.0%	38
Alternative: Cond. Discharged	3	2.3%	3	23	17.3%	15				26	9.1%	17
Alternative Sentence	2	1.6%	2	3	2.3%	3				5	1.8%	5
Pay Fine	2	1.6%	2	4	3.0%	4	13	56.5%	10	19	6.7%	13
Pay Court Cost	30	23.3%	30	5	3.8%	5	3	13.0%	3	38	13.3%	38
Other Penalty	30	23.3%	23	45	33.8%	30	7	30.4%	6	82	28.8%	39
No Sentence	2	1.6%	1	1	0.8%	1				3	1.1%	1
<b>Grand Total</b>	<b>129</b>	<b>100.0%</b>	<b>92</b>	<b>133</b>	<b>100.0%</b>	<b>84</b>	<b>23</b>	<b>100.0%</b>	<b>18</b>	<b>285</b>	<b>100.0%</b>	<b>112</b>

27A.460(2) Percentages of fines, imprisonment, or other penalty assessment

Original & Final Plea Type

		GUILTY	NOT GUILTY	UNKNOWN PLEA TYPE	Grand Total
Felony Charges	Original Plea	5 (1.6%)	16 (5.0%)	298 (93.4%)	319 (100.0%)
	Final Plea	20 (6.3%)	1 (0.3%)	298 (93.4%)	319 (100.0%)
Felony amended to Non-Felony	Original Plea			13 (100.0%)	13 (100.0%)
	Final Plea			13 (100.0%)	13 (100.0%)

27A.460(5) Percentage of pleas as charges

27A.460(6) Percentage of pleas to reduce charges

\* A case may consist of one or multiple convicted charges, the distinct count on cases counts the case only once.

\* Convicted charges, percent of charges and the distinct count of cases are sorted by the highest sentence penalty for each of the convicted charges (Guilty, Guilty - Multiple Counts, Prepayable Citation - Paid or Guilty - Sealed Sentence, Enhanced).



**ADMINISTRATIVE OFFICE OF THE COURTS**  
**Research and Statistics**  
 Annual Report FY 2023  
 Circuit Court - Felony Criminal Cases

**GALLATIN COUNTY**

Cases can have multiple charges which are heard either by a Court Trial, Jury Trial, No Trial or by a combination of trial types. Cases are categorized by how all the charges within the case were disposed. If all charges were disposed by the same trial type, it is counted in the separate category, otherwise, it is counted within the Mixed Trial category. If a charge had no trial type entered or it had No Trial, then it is counted in the No Trial category.

Cases by Trial Type  
 27A.460(7), (8), (9), (10)

	Jury Trial	Mixed Trial	No Trial	Grand Total
Felony Amended to Non-Felony			13	13
			100.00%	100.00%
Felony Charges	1	12	212	225
	0.44%	5.33%	94.22%	100.00%
Felony Convictions		8	84	92
		8.70%	91.30%	100.00%

- 27A.460(7) Percentage of disposition to guilty as charged by trial
- 27A.460(8) Percentage of those found guilty of lesser charge by trial
- 27A.460(9) Percentage of cases where jury trial taken
- 27A.460(10) Percentage of trials which are bench (court) trials

Shock Probation by Disposition Type  
 27A.440(3)(b)

	Denied	Grand Total
0026090 SHOCK PROBATION IN FELONY CONVICTIONS	12	12
	100.00%	100.00%

27A.440(3)(b) Extracted data on shock probation shall be placed in the annual report of the Administrative Office of the Courts

\* A case may consist of one or multiple convicted charges, the distinct count on cases counts the case only once.  
 \* Other Disposition types include: Denied, Extradition, Grand Jury, Granted, Merged, Mistrial, Grand Jury, Other, Remanded, and Sealed Records.



**ADMINISTRATIVE OFFICE OF THE COURTS**  
**Research and Statistics**  
 Annual Report FY 2023  
 Circuit Court - Felony Criminal Cases  
**GALLATIN COUNTY**

### Youthful Offenders

There were 0 Felony level charges and 0 Non-Felony level charges disposed within 0 Circuit Criminal cases during the fiscal year. Non-Felony charges include Misdemeanor, Violation, Local Ordinance, or Other charges within those cases.

27A.460(11)

	Charges	Cases
Felony		
Felony Amended to Non-Felony		

27A.460(11) The number of juvenile offenders tried as an adult

Of the 0 Felony level charges disposed within the Youthful Offender cases, 0 (None%) charges were convicted.

Youthful Offender

		Grand Total
Felony Charges by Disposition Type	0	0

Note: A youth charged prior to their 18th birthday, proceeded against as a youthful offender under KRS 635.020(7) may not be included in the above.

KRS 635.020(7) If a person who is eighteen (18) or older is charged with a felony that occurred prior to their eighteenth birthday, the court shall, upon motion of the county attorney made prior to adjudication and consultation with the Commonwealth's Attorney, the case may proceed in accordance with the provisions of KRS 640.010.

\* A case may consist of one or multiple convicted charges, the distinct count on cases counts the case only once.

\* Other disposition types include: Denied, Extradition, Grand Jury, Granted, Merged, Mistrial, Grand Jury, Other, Remanded, and Sealed Records.

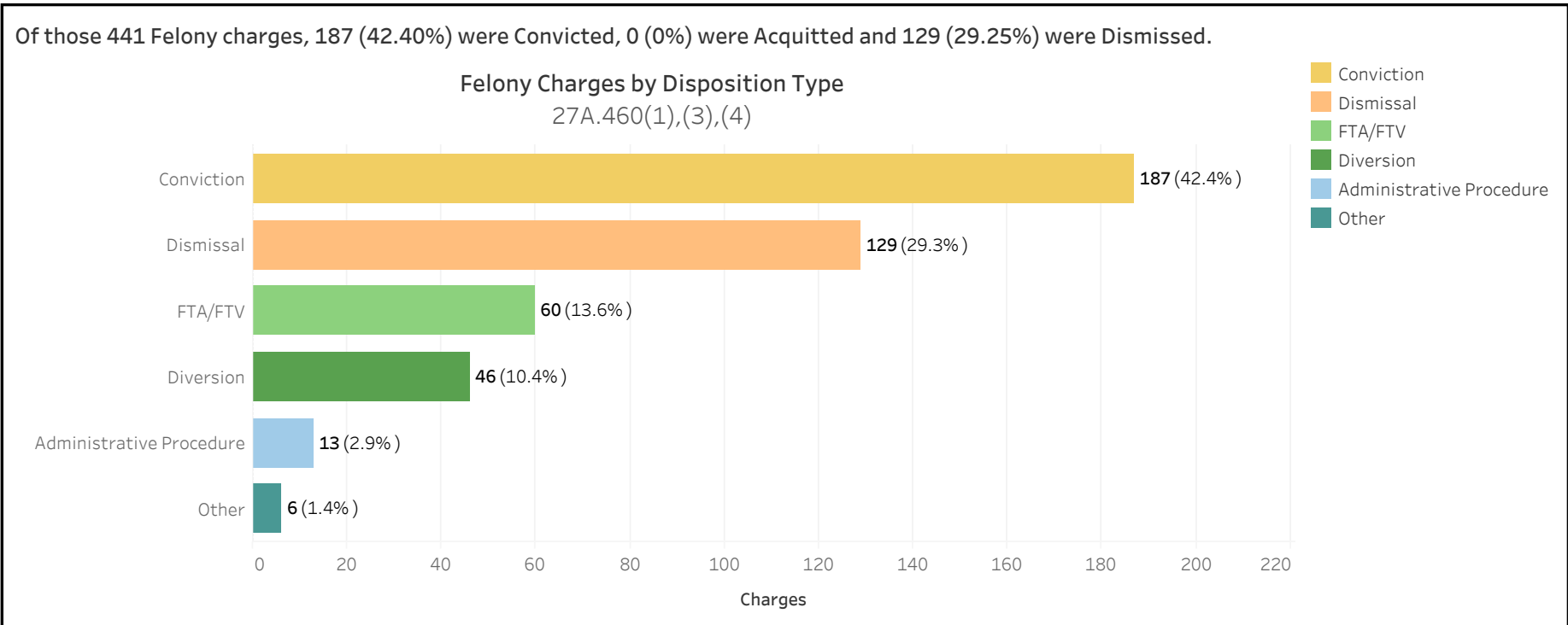


**ADMINISTRATIVE OFFICE OF THE COURTS**  
**Research and Statistics**  
 Annual Report FY 2023  
 Circuit Court - Felony Criminal Cases

**GARRARD COUNTY**

There were 441 Felony level charges and 35 Non-Felony level charges disposed within 275 Circuit Criminal cases during the Fiscal Year. Non-Felony charges include Misdemeanor, Violation, Local Ordinance or Other charges within those cases.

		Charges	Cases
GARRARD	Felony	441	247
	Felony amended to Non-Felony	35	



27A.460(1) Conviction Percentages  
 27A.460(3) Percentage of Acquittals  
 27A.460(4) Percentage of Dismissals

\* A case may consist of one or multiple convicted charges, the distinct count on cases counts the case only once.  
 \* Other Disposition types include: Denied, Extradition, Grand Jury, Granted, Merged, Mistrial, Grand Jury, Other, Remanded, and Sealed Records.



**ADMINISTRATIVE OFFICE OF THE COURTS**  
**Research and Statistics**  
 Annual Report FY 2023  
 Circuit Court - Felony Criminal Cases

**GARRARD COUNTY**

Felony Charges Convicted by Highest Penalty Type

Penalty Type	FELONY			MISDEMEANOR			VIOLATION			Grand Total		
	Charges	% of Chgs	Cases	Charges	% of Chgs	Cases	Charges	% of Chgs	Cases	Charges	% of Chgs	Cases
Incarcerated Prison	20	10.8%	15							20	5.9%	15
Incarcerated Jail	24	12.9%	10	20	13.3%	11				44	13.0%	15
Alternative: Probation	126	67.7%	78	82	54.7%	52				208	61.5%	85
Alternative: Cond. Discharged	8	4.3%	5	34	22.7%	21	1	50.0%	1	43	12.7%	24
Alternative Sentence	4	2.2%	4	10	6.7%	10				14	4.1%	14
Pay Fine				1	0.7%	1	1	50.0%	1	2	0.6%	2
Other Penalty	1	0.5%	1	1	0.7%	1				2	0.6%	2
No Sentence	3	1.6%	3	2	1.3%	2				5	1.5%	4
<b>Grand Total</b>	<b>186</b>	<b>100.0%</b>	<b>111</b>	<b>150</b>	<b>100.0%</b>	<b>90</b>	<b>2</b>	<b>100.0%</b>	<b>2</b>	<b>338</b>	<b>100.0%</b>	<b>142</b>

27A.460(2) Percentages of fines, imprisonment, or other penalty assessment

Original & Final Plea Type

		NOT GUILTY	UNKNOWN PLEA TYPE	Grand Total
Felony Charges	Original Plea	1 (0.2%)	440 (99.8%)	441 (100.0%)
	Final Plea	1 (0.2%)	440 (99.8%)	441 (100.0%)
Felony amended to Non-Felony	Original Plea		35 (100.0%)	35 (100.0%)
	Final Plea		35 (100.0%)	35 (100.0%)

27A.460(5) Percentage of pleas as charges

27A.460(6) Percentage of pleas to reduce charges

\* A case may consist of one or multiple convicted charges, the distinct count on cases counts the case only once.

\* Convicted charges, percent of charges and the distinct count of cases are sorted by the highest sentence penalty for each of the convicted charges (Guilty, Guilty - Multiple Counts, Prepayable Citation - Paid or Guilty - Sealed Sentence, Enhanced).





**ADMINISTRATIVE OFFICE OF THE COURTS**  
**Research and Statistics**  
 Annual Report FY 2023  
 Circuit Court - Felony Criminal Cases

**GARRARD COUNTY**

Cases can have multiple charges which are heard either by a Court Trial, Jury Trial, No Trial or by a combination of trial types. Cases are categorized by how all the charges within the case were disposed. If all charges were disposed by the same trial type, it is counted in the separate category, otherwise, it is counted within the Mixed Trial category. If a charge had no trial type entered or it had No Trial, then it is counted in the No Trial category.

Cases by Trial Type  
 27A.460(7), (8), (9), (10)

	Jury Trial	Mixed Trial	No Trial	Grand Total
Felony Amended to Non-Felony		1 3.57%	27 96.43%	28 100.00%
Felony Charges	1 0.40%	4 1.62%	242 97.98%	247 100.00%
Felony Convictions	1 0.90%	3 2.70%	107 96.40%	111 100.00%

- 27A.460(7) Percentage of disposition to guilty as charged by trial
- 27A.460(8) Percentage of those found guilty of lesser charge by trial
- 27A.460(9) Percentage of cases where jury trial taken
- 27A.460(10) Percentage of trials which are bench (court) trials

Shock Probation by Disposition Type  
 27A.440(3)(b)

	Grand Total
0	0

27A.440(3)(b) Extracted data on shock probation shall be placed in the annual report of the Administrative Office of the Courts

\* A case may consist of one or multiple convicted charges, the distinct count on cases counts the case only once.  
 \* Other Disposition types include: Denied, Extradition, Grand Jury, Granted, Merged, Mistrial, Grand Jury, Other, Remanded, and Sealed Records.



**ADMINISTRATIVE OFFICE OF THE COURTS**  
**Research and Statistics**  
 Annual Report FY 2023  
 Circuit Court - Felony Criminal Cases  
**GARRARD COUNTY**

### Youthful Offenders

There were 0 Felony level charges and 0 Non-Felony level charges disposed within 0 Circuit Criminal cases during the fiscal year. Non-Felony charges include Misdemeanor, Violation, Local Ordinance, or Other charges within those cases.

27A.460(11)

	Charges	Cases
Felony		
Felony Amended to Non-Felony		

27A.460(11) The number of juvenile offenders tried as an adult

Of the 0 Felony level charges disposed within the Youthful Offender cases, 0 (None%) charges were convicted.

Youthful Offender

		Grand Total
Felony Charges by Disposition Type	0	0

Note: A youth charged prior to their 18th birthday, proceeded against as a youthful offender under KRS 635.020(7) may not be included in the above.

KRS 635.020(7) If a person who is eighteen (18) or older is charged with a felony that occurred prior to their eighteenth birthday, the court shall, upon motion of the county attorney made prior to adjudication and consultation with the Commonwealth's Attorney, the case may proceed in accordance with the provisions of KRS 640.010.

\* A case may consist of one or multiple convicted charges, the distinct count on cases counts the case only once.

\* Other disposition types include: Denied, Extradition, Grand Jury, Granted, Merged, Mistrial, Grand Jury, Other, Remanded, and Sealed Records.

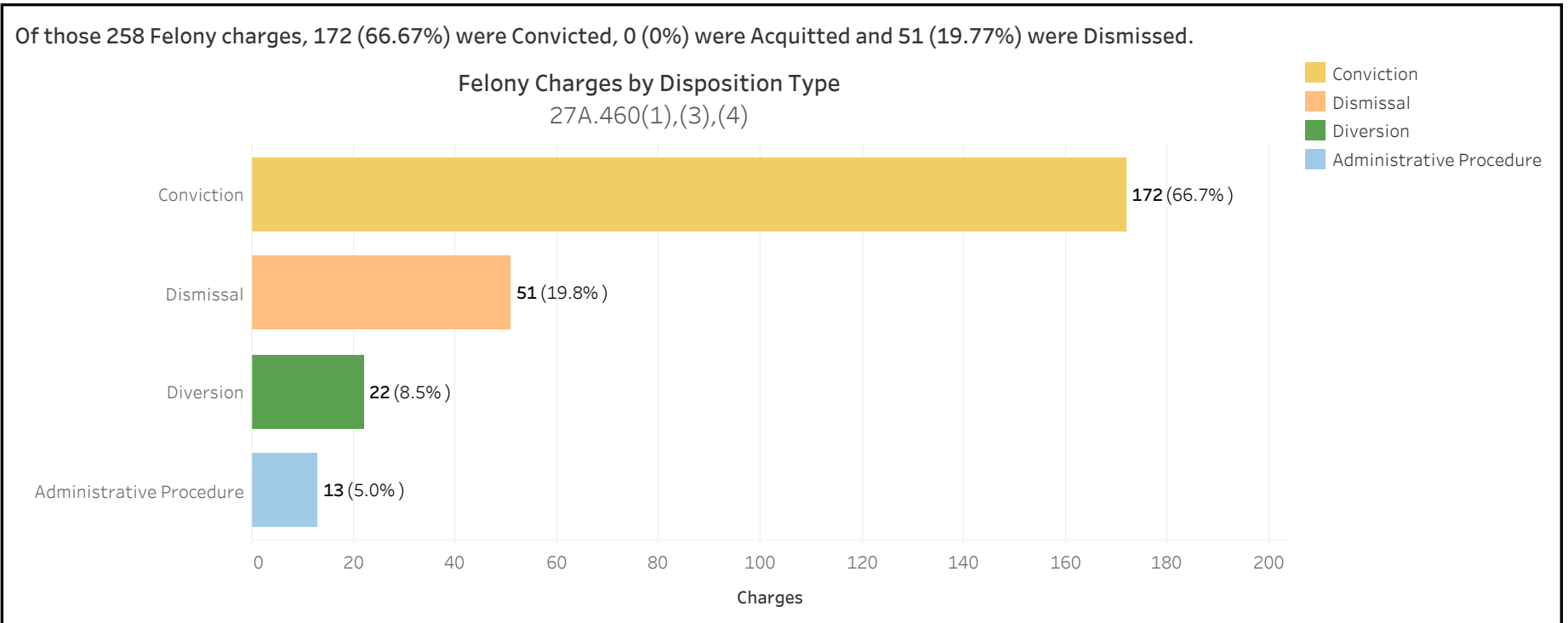


**ADMINISTRATIVE OFFICE OF THE COURTS**  
**Research and Statistics**  
 Annual Report FY 2023  
 Circuit Court - Felony Criminal Cases

**GRANT COUNTY**

There were 258 Felony level charges and 6 Non-Felony level charges disposed within 174 Circuit Criminal cases during the Fiscal Year. Non-Felony charges include Misdemeanor, Violation, Local Ordinance or Other charges within those cases.

		Charges	Cases
GRANT	Felony	258	168
	Felony amended to Non-Felony	6	



27A.460(1) Conviction Percentages  
 27A.460(3) Percentage of Acquittals  
 27A.460(4) Percentage of Dismissals

\* A case may consist of one or multiple convicted charges, the distinct count on cases counts the case only once.  
 \* Other Disposition types include: Denied, Extradition, Grand Jury, Granted, Merged, Mistrial, Grand Jury, Other, Remanded, and Sealed Records.



**ADMINISTRATIVE OFFICE OF THE COURTS**  
**Research and Statistics**  
 Annual Report FY 2023  
 Circuit Court - Felony Criminal Cases

**GRANT COUNTY**

Felony Charges Convicted by Highest Penalty Type

Penalty Type	FELONY			MISDEMEANOR			VIOLATION			Grand Total		
	Charges	% of Chgs	Cases	Charges	% of Chgs	Cases	Charges	% of Chgs	Cases	Charges	% of Chgs	Cases
Incarcerated Prison	67	39.0%	38	1	0.5%	1				68	16.5%	39
Incarcerated Jail	11	6.4%	10	59	29.8%	31				70	17.0%	32
Alternative: Probation	1	0.6%	1							1	0.2%	1
Alternative: Cond. Discharged	2	1.2%	2	40	20.2%	23				42	10.2%	25
Alternative Sentence	71	41.3%	64	2	1.0%	2				73	17.7%	65
Pay Fine	2	1.2%	2							2	0.5%	2
Pay Court Cost	2	1.2%	2	7	3.5%	7				9	2.2%	9
Other Penalty	16	9.3%	5	89	44.9%	47	42	100.0%	29	147	35.7%	65
<b>Grand Total</b>	<b>172</b>	<b>100.0%</b>	<b>115</b>	<b>198</b>	<b>100.0%</b>	<b>105</b>	<b>42</b>	<b>100.0%</b>	<b>29</b>	<b>412</b>	<b>100.0%</b>	<b>135</b>

27A.460(2) Percentages of fines, imprisonment, or other penalty assessment

Original & Final Plea Type

		GUILTY	NOT GUILTY	UNKNOWN PLEA TYPE	Grand Total
Felony Charges	Original Plea	54 (20.9%)	123 (47.7%)	81 (31.4%)	258 (100.0%)
	Final Plea	177 (68.6%)		81 (31.4%)	258 (100.0%)
Felony amended to Non-Felony	Original Plea			6 (100.0%)	6 (100.0%)
	Final Plea			6 (100.0%)	6 (100.0%)

27A.460(5) Percentage of pleas as charges

27A.460(6) Percentage of pleas to reduce charges

\* A case may consist of one or multiple convicted charges, the distinct count on cases counts the case only once.

\* Convicted charges, percent of charges and the distinct count of cases are sorted by the highest sentence penalty for each of the convicted charges (Guilty, Guilty - Multiple Counts, Prepayable Citation - Paid or Guilty - Sealed Sentence, Enhanced).



**ADMINISTRATIVE OFFICE OF THE COURTS**  
**Research and Statistics**  
 Annual Report FY 2023  
 Circuit Court - Felony Criminal Cases

**GRANT COUNTY**

Cases can have multiple charges which are heard either by a Court Trial, Jury Trial, No Trial or by a combination of trial types. Cases are categorized by how all the charges within the case were disposed. If all charges were disposed by the same trial type, it is counted in the separate category, otherwise, it is counted within the Mixed Trial category. If a charge had no trial type entered or it had No Trial, then it is counted in the No Trial category.

Cases by Trial Type  
 27A.460(7), (8), (9), (10)

	Mixed Trial	No Trial	Grand Total
Felony Amended to Non-Felony		6	6
		100.00%	100.00%
Felony Charges	26	142	168
	15.48%	84.52%	100.00%
Felony Convictions	24	91	115
	20.87%	79.13%	100.00%

- 27A.460(7) Percentage of disposition to guilty as charged by trial
- 27A.460(8) Percentage of those found guilty of lesser charge by trial
- 27A.460(9) Percentage of cases where jury trial taken
- 27A.460(10) Percentage of trials which are bench (court) trials

Shock Probation by Disposition Type  
 27A.440(3)(b)

	Denied	Granted	Other	Grand Total
0026090 SHOCK PROBATION IN FELONY CONVICTIONS	13	1	1	15
	86.67%	6.67%	6.67%	100.00%

27A.440(3)(b) Extracted data on shock probation shall be placed in the annual report of the Administrative Office of the Courts

\* A case may consist of one or multiple convicted charges, the distinct count on cases counts the case only once.  
 \* Other Disposition types include: Denied, Extradition, Grand Jury, Granted, Merged, Mistrial, Grand Jury, Other, Remanded, and Sealed Records.



**ADMINISTRATIVE OFFICE OF THE COURTS**  
**Research and Statistics**  
 Annual Report FY 2023  
 Circuit Court - Felony Criminal Cases  
**GRANT COUNTY**

### Youthful Offenders

There were 0 Felony level charges and 0 Non-Felony level charges disposed within 0 Circuit Criminal cases during the fiscal year. Non-Felony charges include Misdemeanor, Violation, Local Ordinance, or Other charges within those cases.

27A.460(11)

	Charges	Cases
Felony		
Felony Amended to Non-Felony		

27A.460(11) The number of juvenile offenders tried as an adult

Of the 0 Felony level charges disposed within the Youthful Offender cases, 0 (None%) charges were convicted.

Youthful Offender

		Grand Total
Felony Charges by Disposition Type	0	0

Note: A youth charged prior to their 18th birthday, proceeded against as a youthful offender under KRS 635.020(7) may not be included in the above.

KRS 635.020(7) If a person who is eighteen (18) or older is charged with a felony that occurred prior to their eighteenth birthday, the court shall, upon motion of the county attorney made prior to adjudication and consultation with the Commonwealth's Attorney, the case may proceed in accordance with the provisions of KRS 640.010.

\* A case may consist of one or multiple convicted charges, the distinct count on cases counts the case only once.

\* Other disposition types include: Denied, Extradition, Grand Jury, Granted, Merged, Mistrial, Grand Jury, Other, Remanded, and Sealed Records.

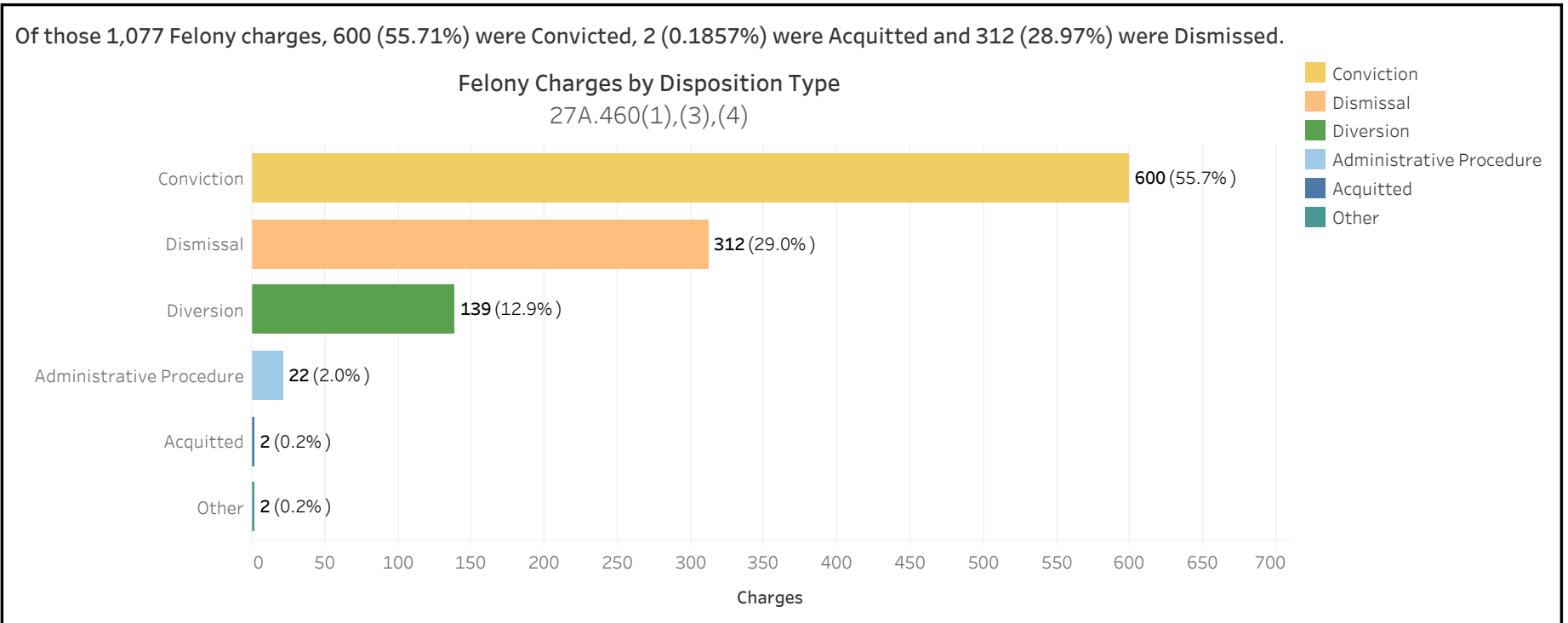


**ADMINISTRATIVE OFFICE OF THE COURTS**  
**Research and Statistics**  
 Annual Report FY 2023  
 Circuit Court - Felony Criminal Cases

**GRAVES COUNTY**

There were 1,077 Felony level charges and 56 Non-Felony level charges disposed within 629 Circuit Criminal cases during the Fiscal Year. Non-Felony charges include Misdemeanor, Violation, Local Ordinance or Other charges within those cases.

		Charges	Cases
GRAVES	Felony	1,077	592
	Felony amended to Non-Felony	56	



27A.460(1) Conviction Percentages  
 27A.460(3) Percentage of Acquittals  
 27A.460(4) Percentage of Dismissals

\* A case may consist of one or multiple convicted charges, the distinct count on cases counts the case only once.  
 \* Other Disposition types include: Denied, Extradition, Grand Jury, Granted, Merged, Mistrial, Grand Jury, Other, Remanded, and Sealed Records.



**ADMINISTRATIVE OFFICE OF THE COURTS**  
**Research and Statistics**  
 Annual Report FY 2023  
 Circuit Court - Felony Criminal Cases

**GRAVES COUNTY**

Felony Charges Convicted by Highest Penalty Type

Penalty Type	FELONY			MISDEMEANOR			VIOLATION			Grand Total		
	Charges	% of Chgs	Cases	Charges	% of Chgs	Cases	Charges	% of Chgs	Cases	Charges	% of Chgs	Cases
Incarcerated Prison	241	41.0%	143	5	2.3%	5				246	30.3%	143
Incarcerated Jail	57	9.7%	44	87	39.4%	57				144	17.8%	89
Alternative: Probation	273	46.4%	192	55	24.9%	39				328	40.4%	192
Alternative: Cond. Discharged	1	0.2%	1	68	30.8%	41				69	8.5%	42
Alternative Sentence				2	0.9%	2	1	50.0%	1	3	0.4%	3
Pay Fine				2	0.9%	2	1	50.0%	1	3	0.4%	3
Other Penalty	1	0.2%	1							1	0.1%	1
No Sentence	15	2.6%	11	2	0.9%	2				17	2.1%	13
<b>Grand Total</b>	<b>588</b>	<b>100.0%</b>	<b>376</b>	<b>221</b>	<b>100.0%</b>	<b>143</b>	<b>2</b>	<b>100.0%</b>	<b>2</b>	<b>811</b>	<b>100.0%</b>	<b>427</b>

27A.460(2) Percentages of fines, imprisonment, or other penalty assessment

Original & Final Plea Type

		GUILTY	NOT GUILTY	UNKNOWN PLEA TYPE	Grand Total
Felony Charges	Original Plea	2 (0.2%)	563 (52.3%)	512 (47.5%)	1,077 (100.0%)
	Final Plea	559 (51.9%)	6 (0.6%)	512 (47.5%)	1,077 (100.0%)
Felony amended to Non-Felony	Original Plea		3 (5.4%)	53 (94.6%)	56 (100.0%)
	Final Plea	2 (3.6%)	1 (1.8%)	53 (94.6%)	56 (100.0%)

27A.460(5) Percentage of pleas as charges

27A.460(6) Percentage of pleas to reduce charges

\* A case may consist of one or multiple convicted charges, the distinct count on cases counts the case only once.

\* Convicted charges, percent of charges and the distinct count of cases are sorted by the highest sentence penalty for each of the convicted charges (Guilty, Guilty - Multiple Counts, Prepayable Citation - Paid or Guilty - Sealed Sentence, Enhanced).





**ADMINISTRATIVE OFFICE OF THE COURTS**  
**Research and Statistics**  
 Annual Report FY 2023  
 Circuit Court - Felony Criminal Cases

**GRAVES COUNTY**

Cases can have multiple charges which are heard either by a Court Trial, Jury Trial, No Trial or by a combination of trial types. Cases are categorized by how all the charges within the case were disposed. If all charges were disposed by the same trial type, it is counted in the separate category, otherwise, it is counted within the Mixed Trial category. If a charge had no trial type entered or it had No Trial, then it is counted in the No Trial category.

Cases by Trial Type  
 27A.460(7), (8), (9), (10)

	Jury Trial	Mixed Trial	No Trial	Grand Total
Felony Amended to Non-Felony		2 5.41%	35 94.59%	37 100.00%
Felony Charges	3 0.51%	23 3.89%	566 95.61%	592 100.00%
Felony Convictions	1 0.27%	16 4.26%	359 95.48%	376 100.00%

- 27A.460(7) Percentage of disposition to guilty as charged by trial
- 27A.460(8) Percentage of those found guilty of lesser charge by trial
- 27A.460(9) Percentage of cases where jury trial taken
- 27A.460(10) Percentage of trials which are bench (court) trials

Shock Probation by Disposition Type  
 27A.440(3)(b)

	Denied	Granted	Grand Total
0026090 SHOCK PROBATION IN FELONY CONVICTIONS	98 64.05%	55 35.95%	153 100.00%

27A.440(3)(b) Extracted data on shock probation shall be placed in the annual report of the Administrative Office of the Courts

\* A case may consist of one or multiple convicted charges, the distinct count on cases counts the case only once.  
 \* Other Disposition types include: Denied, Extradition, Grand Jury, Granted, Merged, Mistrial, Grand Jury, Other, Remanded, and Sealed Records.



**ADMINISTRATIVE OFFICE OF THE COURTS**  
**Research and Statistics**  
 Annual Report FY 2023  
 Circuit Court - Felony Criminal Cases  
**GRAVES COUNTY**

### Youthful Offenders

There were 8 Felony level charges and 0 Non-Felony level charges disposed within 4 Circuit Criminal cases during the fiscal year. Non-Felony charges include Misdemeanor, Violation, Local Ordinance, or Other charges within those cases.

27A.460(11)

	Charges	Cases
Felony	8	4
Felony Amended to Non-Felony	0	0

27A.460(11) The number of juvenile offenders tried as an adult

Of the 8 Felony level charges disposed within the Youthful Offender cases, 8 (100.0%) charges were convicted.

Youthful Offender

	Conviction	Grand Total
Felony Charges by Disposition Type	8	8

Note: A youth charged prior to their 18th birthday, proceeded against as a youthful offender under KRS 635.020(7) may not be included in the above.

KRS 635.020(7) If a person who is eighteen (18) or older is charged with a felony that occurred prior to their eighteenth birthday, the court shall, upon motion of the county attorney made prior to adjudication and consultation with the Commonwealth's Attorney, the case may proceed in accordance with the provisions of KRS 640.010.

\* A case may consist of one or multiple convicted charges, the distinct count on cases counts the case only once.

\* Other disposition types include: Denied, Extradition, Grand Jury, Granted, Merged, Mistrial, Grand Jury, Other, Remanded, and Sealed Records.

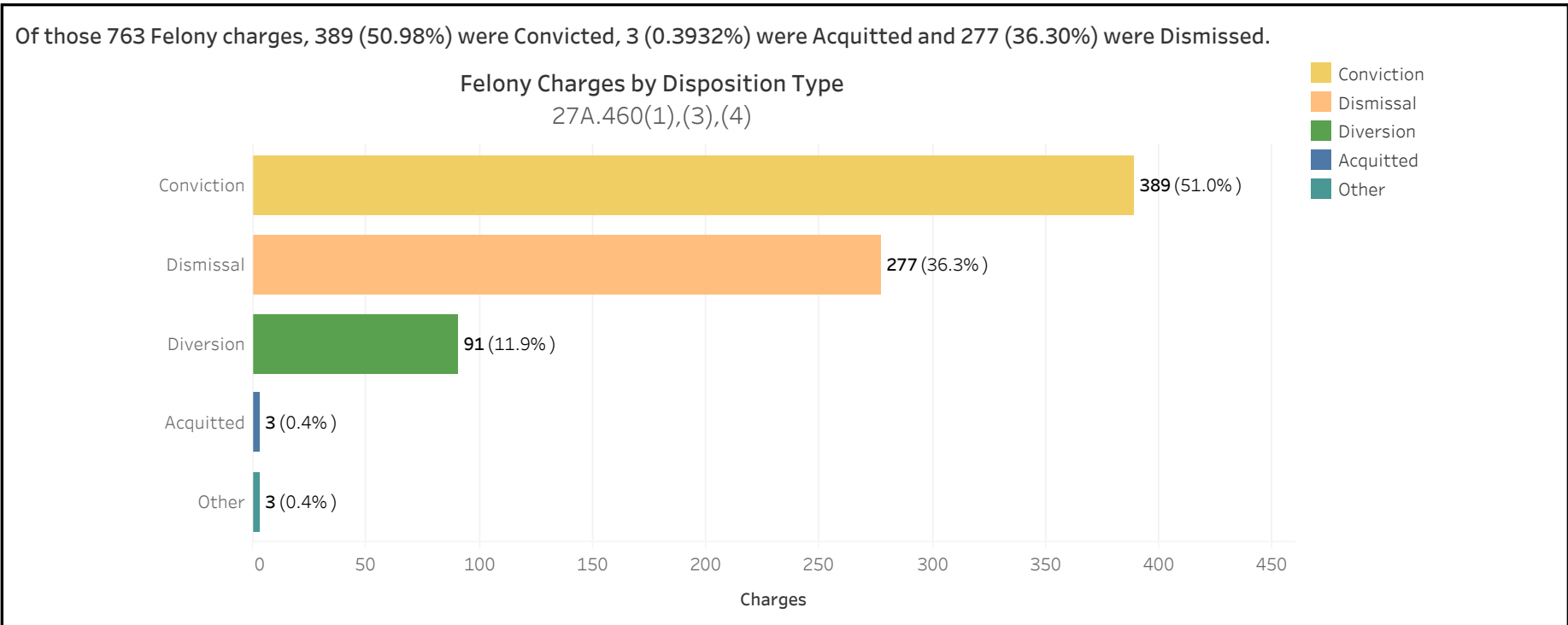


**ADMINISTRATIVE OFFICE OF THE COURTS**  
**Research and Statistics**  
 Annual Report FY 2023  
 Circuit Court - Felony Criminal Cases

### GRAYSON COUNTY

There were 763 Felony level charges and 40 Non-Felony level charges disposed within 441 Circuit Criminal cases during the Fiscal Year. Non-Felony charges include Misdemeanor, Violation, Local Ordinance or Other charges within those cases.

		Charges	Cases
GRAYSON	Felony	763	417
	Felony amended to Non-Felony	40	



27A.460(1) Conviction Percentages  
 27A.460(3) Percentage of Acquittals  
 27A.460(4) Percentage of Dismissals

\* A case may consist of one or multiple convicted charges, the distinct count on cases counts the case only once.  
 \* Other Disposition types include: Denied, Extradition, Grand Jury, Granted, Merged, Mistrial, Grand Jury, Other, Remanded, and Sealed Records.



**ADMINISTRATIVE OFFICE OF THE COURTS**  
**Research and Statistics**  
 Annual Report FY 2023  
 Circuit Court - Felony Criminal Cases

**GRAYSON COUNTY**

Felony Charges Convicted by Highest Penalty Type

Penalty Type	FELONY			MISDEMEANOR			Grand Total		
	Charges	% of Chgs	Cases	Charges	% of Chgs	Cases	Charges	% of Chgs	Cases
Incarcerated Prison	139	39.5%	58	5	2.1%	3	144	24.4%	59
Incarcerated Jail	62	17.6%	40	101	42.3%	47	163	27.6%	69
Alternative: Probation	6	1.7%	6	14	5.9%	9	20	3.4%	14
Alternative Sentence				3	1.3%	2	3	0.5%	2
Pay Fine	6	1.7%	6	10	4.2%	10	16	2.7%	16
Pay Court Cost	9	2.6%	9	3	1.3%	3	12	2.0%	12
Other Penalty	127	36.1%	103	102	42.7%	60	229	38.7%	118
No Sentence	3	0.9%	3	1	0.4%	1	4	0.7%	3
<b>Grand Total</b>	<b>352</b>	<b>100.0%</b>	<b>204</b>	<b>239</b>	<b>100.0%</b>	<b>123</b>	<b>591</b>	<b>100.0%</b>	<b>230</b>

27A.460(2) Percentages of fines, imprisonment, or other penalty assessment

Original & Final Plea Type

		GUILTY	NOT GUILTY	UNKNOWN PLEA TYPE	Grand Total
Felony Charges	Original Plea	1 (0.1%)	355 (46.5%)	407 (53.3%)	763 (100.0%)
	Final Plea	354 (46.4%)	2 (0.3%)	407 (53.3%)	763 (100.0%)
Felony amended to Non-Felony	Original Plea		2 (5.0%)	38 (95.0%)	40 (100.0%)
	Final Plea	2 (5.0%)		38 (95.0%)	40 (100.0%)

27A.460(5) Percentage of pleas as charges

27A.460(6) Percentage of pleas to reduce charges

\* A case may consist of one or multiple convicted charges, the distinct count on cases counts the case only once.

\* Convicted charges, percent of charges and the distinct count of cases are sorted by the highest sentence penalty for each of the convicted charges (Guilty, Guilty - Multiple Counts, Prepayable Citation - Paid or Guilty - Sealed Sentence, Enhanced).



**ADMINISTRATIVE OFFICE OF THE COURTS**  
**Research and Statistics**  
 Annual Report FY 2023  
 Circuit Court - Felony Criminal Cases

**GRAYSON COUNTY**

Cases can have multiple charges which are heard either by a Court Trial, Jury Trial, No Trial or by a combination of trial types. Cases are categorized by how all the charges within the case were disposed. If all charges were disposed by the same trial type, it is counted in the separate category, otherwise, it is counted within the Mixed Trial category. If a charge had no trial type entered or it had No Trial, then it is counted in the No Trial category.

Cases by Trial Type  
 27A.460(7), (8), (9), (10)

	Court Trial	Jury Trial	Mixed Trial	No Trial	Grand Total
Felony Amended to Non-Felony			2 8.33%	22 91.67%	24 100.00%
Felony Charges	1 0.24%	2 0.48%	2 0.48%	412 98.80%	417 100.00%
Felony Convictions	1 0.49%	1 0.49%	1 0.49%	202 98.54%	205 100.00%

27A.460(7) Percentage of disposition to guilty as charged by trial  
 27A.460(8) Percentage of those found guilty of lesser charge by trial  
 27A.460(9) Percentage of cases where jury trial taken  
 27A.460(10) Percentage of trials which are bench (court) trials

Shock Probation by Disposition Type  
 27A.440(3)(b)

	Denied	Granted	Grand Total
0026090 SHOCK PROBATION IN FELONY CONVICTIONS	7 70.00%	3 30.00%	10 100.00%

27A.440(3)(b) Extracted data on shock probation shall be placed in the annual report of the Administrative Office of the Courts

\* A case may consist of one or multiple convicted charges, the distinct count on cases counts the case only once.

\* Other Disposition types include: Denied, Extradition, Grand Jury, Granted, Merged, Mistrial, Grand Jury, Other, Remanded, and Sealed Records.



**ADMINISTRATIVE OFFICE OF THE COURTS**  
**Research and Statistics**  
 Annual Report FY 2023  
 Circuit Court - Felony Criminal Cases  
**GRAYSON COUNTY**

### Youthful Offenders

There were 1 Felony level charges and 0 Non-Felony level charges disposed within 1 Circuit Criminal cases during the fiscal year. Non-Felony charges include Misdemeanor, Violation, Local Ordinance, or Other charges within those cases.

27A.460(11)

	Charges	Cases
Felony	1	1
Felony Amended to Non-Felony	0	0

27A.460(11) The number of juvenile offenders tried as an adult

Of the 1 Felony level charges disposed within the Youthful Offender cases, 0 (0%) charges were convicted.

Youthful Offender

	Dismissal	Grand Total
Felony Charges by Disposition Type	1	1

Note: A youth charged prior to their 18th birthday, proceeded against as a youthful offender under KRS 635.020(7) may not be included in the above.

KRS 635.020(7) If a person who is eighteen (18) or older is charged with a felony that occurred prior to their eighteenth birthday, the court shall, upon motion of the county attorney made prior to adjudication and consultation with the Commonwealth's Attorney, the case may proceed in accordance with the provisions of KRS 640.010.

\* A case may consist of one or multiple convicted charges, the distinct count on cases counts the case only once.

\* Other disposition types include: Denied, Extradition, Grand Jury, Granted, Merged, Mistrial, Grand Jury, Other, Remanded, and Sealed Records.

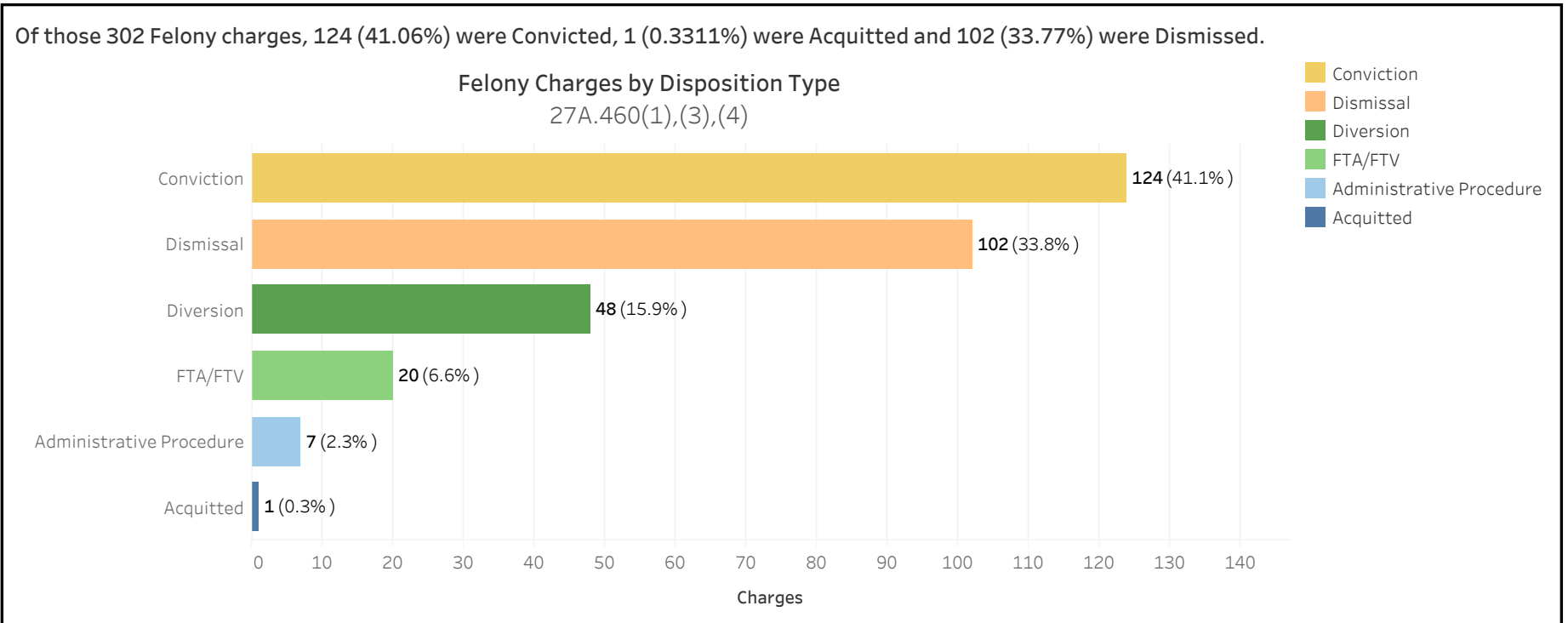


**ADMINISTRATIVE OFFICE OF THE COURTS**  
**Research and Statistics**  
 Annual Report FY 2023  
 Circuit Court - Felony Criminal Cases

**GREEN COUNTY**

There were 302 Felony level charges and 23 Non-Felony level charges disposed within 136 Circuit Criminal cases during the Fiscal Year. Non-Felony charges include Misdemeanor, Violation, Local Ordinance or Other charges within those cases.

		Charges	Cases
GREEN	Felony	302	119
	Felony amended to Non-Felony	23	



27A.460(1) Conviction Percentages  
 27A.460(3) Percentage of Acquittals  
 27A.460(4) Percentage of Dismissals

\* A case may consist of one or multiple convicted charges, the distinct count on cases counts the case only once.  
 \* Other Disposition types include: Denied, Extradition, Grand Jury, Granted, Merged, Mistrial, Grand Jury, Other, Remanded, and Sealed Records.



**ADMINISTRATIVE OFFICE OF THE COURTS**  
**Research and Statistics**  
 Annual Report FY 2023  
 Circuit Court - Felony Criminal Cases

**GREEN COUNTY**

Felony Charges Convicted by Highest Penalty Type

Penalty Type	FELONY			MISDEMEANOR			VIOLATION			Grand Total		
	Charges	% of Chgs	Cases	Charges	% of Chgs	Cases	Charges	% of Chgs	Cases	Charges	% of Chgs	Cases
Incarcerated Prison	52	41.9%	17							52	16.3%	17
Incarcerated Jail	8	6.5%	5	45	29.4%	14				53	16.6%	15
Alternative: Probation	3	2.4%	3	3	2.0%	3				6	1.9%	6
Alternative Sentence	1	0.8%	1				1	2.3%	1	2	0.6%	2
Pay Fine							1	2.3%	1	1	0.3%	1
Pay Court Cost	3	2.4%	3	9	5.9%	9	5	11.6%	5	17	5.3%	17
Other Penalty	54	43.5%	21	86	56.2%	45	20	46.5%	9	160	50.0%	55
No Sentence	3	2.4%	3	10	6.5%	4	16	37.2%	7	29	9.1%	13
<b>Grand Total</b>	<b>124</b>	<b>100.0%</b>	<b>49</b>	<b>153</b>	<b>100.0%</b>	<b>62</b>	<b>43</b>	<b>100.0%</b>	<b>19</b>	<b>320</b>	<b>100.0%</b>	<b>82</b>

27A.460(2) Percentages of fines, imprisonment, or other penalty assessment

Original & Final Plea Type

		GUILTY	NOT GUILTY	UNKNOWN PLEA TYPE	Grand Total
Felony Charges	Original Plea		2 (0.7%)	300 (99.3%)	302 (100.0%)
	Final Plea	2 (0.7%)		300 (99.3%)	302 (100.0%)
Felony amended to Non-Felony	Original Plea			23 (100.0%)	23 (100.0%)
	Final Plea			23 (100.0%)	23 (100.0%)

27A.460(5) Percentage of pleas as charges

27A.460(6) Percentage of pleas to reduce charges

\* A case may consist of one or multiple convicted charges, the distinct count on cases counts the case only once.

\* Convicted charges, percent of charges and the distinct count of cases are sorted by the highest sentence penalty for each of the convicted charges (Guilty, Guilty - Multiple Counts, Prepayable Citation - Paid or Guilty - Sealed Sentence, Enhanced).





**ADMINISTRATIVE OFFICE OF THE COURTS**  
**Research and Statistics**  
 Annual Report FY 2023  
 Circuit Court - Felony Criminal Cases

**GREEN COUNTY**

Cases can have multiple charges which are heard either by a Court Trial, Jury Trial, No Trial or by a combination of trial types. Cases are categorized by how all the charges within the case were disposed. If all charges were disposed by the same trial type, it is counted in the separate category, otherwise, it is counted within the Mixed Trial category. If a charge had no trial type entered or it had No Trial, then it is counted in the No Trial category.

Cases by Trial Type  
 27A.460(7), (8), (9), (10)

	Jury Trial	Mixed Trial	No Trial	Grand Total
Felony Amended to Non-Felony	1 5.88%	1 5.88%	15 88.24%	17 100.00%
Felony Charges	1 0.84%	2 1.68%	116 97.48%	119 100.00%
Felony Convictions	1 2.04%		48 97.96%	49 100.00%

- 27A.460(7) Percentage of disposition to guilty as charged by trial
- 27A.460(8) Percentage of those found guilty of lesser charge by trial
- 27A.460(9) Percentage of cases where jury trial taken
- 27A.460(10) Percentage of trials which are bench (court) trials

Shock Probation by Disposition Type  
 27A.440(3)(b)

	Denied	Granted	Grand Total
0026090 SHOCK PROBATION IN FELONY CONVICTIONS	7 77.78%	2 22.22%	9 100.00%

27A.440(3)(b) Extracted data on shock probation shall be placed in the annual report of the Administrative Office of the Courts

\* A case may consist of one or multiple convicted charges, the distinct count on cases counts the case only once.  
 \* Other Disposition types include: Denied, Extradition, Grand Jury, Granted, Merged, Mistrial, Grand Jury, Other, Remanded, and Sealed Records.



**ADMINISTRATIVE OFFICE OF THE COURTS**  
**Research and Statistics**  
 Annual Report FY 2023  
 Circuit Court - Felony Criminal Cases  
**GREEN COUNTY**

**Youthful Offenders**

There were 0 Felony level charges and 0 Non-Felony level charges disposed within 0 Circuit Criminal cases during the fiscal year. Non-Felony charges include Misdemeanor, Violation, Local Ordinance, or Other charges within those cases.

27A.460(11)

	Charges	Cases
Felony		
Felony Amended to Non-Felony		

27A.460(11) The number of juvenile offenders tried as an adult

Of the 0 Felony level charges disposed within the Youthful Offender cases, 0 (None%) charges were convicted.

Youthful Offender

	Grand Total
Felony Charges by Disposition Type	0

Note: A youth charged prior to their 18th birthday, proceeded against as a youthful offender under KRS 635.020(7) may not be included in the above.

KRS 635.020(7) If a person who is eighteen (18) or older is charged with a felony that occurred prior to their eighteenth birthday, the court shall, upon motion of the county attorney made prior to adjudication and consultation with the Commonwealth's Attorney, the case may proceed in accordance with the provisions of KRS 640.010.

\* A case may consist of one or multiple convicted charges, the distinct count on cases counts the case only once.

\* Other disposition types include: Denied, Extradition, Grand Jury, Granted, Merged, Mistrial, Grand Jury, Other, Remanded, and Sealed Records.

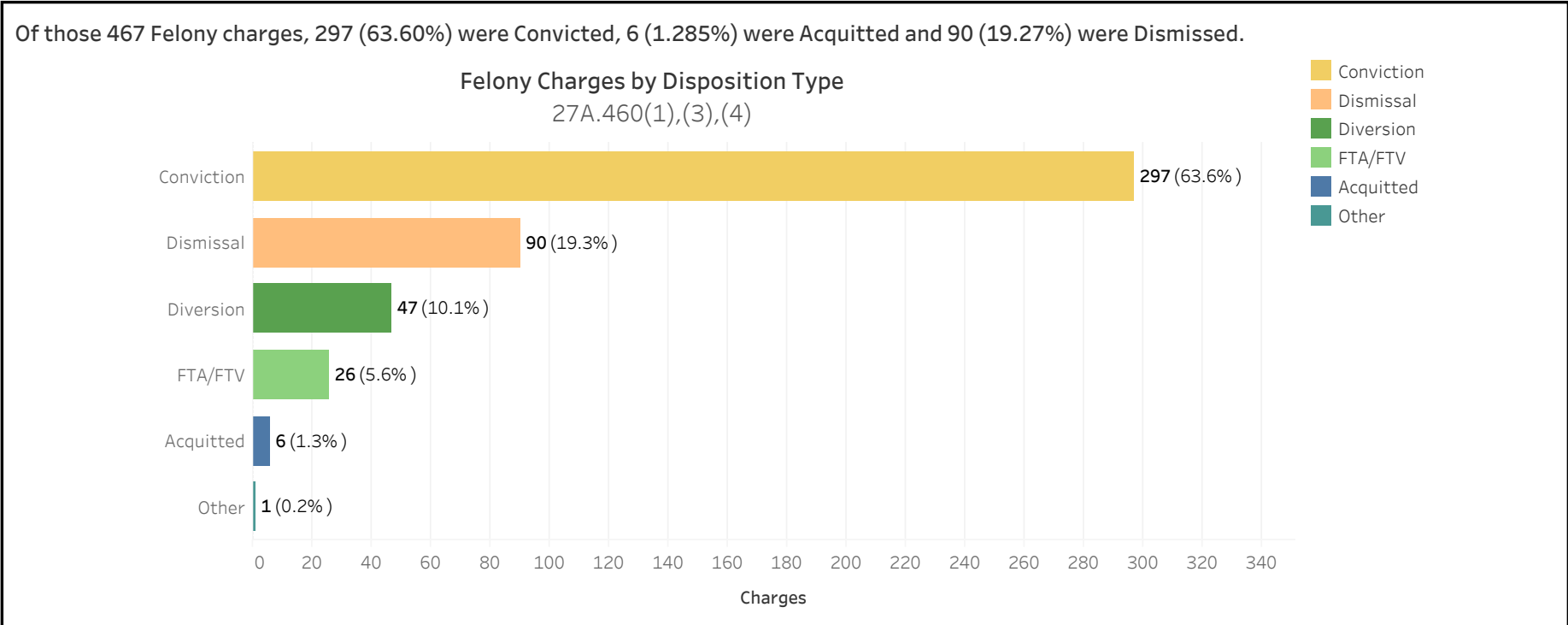


**ADMINISTRATIVE OFFICE OF THE COURTS**  
**Research and Statistics**  
 Annual Report FY 2023  
 Circuit Court - Felony Criminal Cases

### GREENUP COUNTY

There were 467 Felony level charges and 3 Non-Felony level charges disposed within 251 Circuit Criminal cases during the Fiscal Year. Non-Felony charges include Misdemeanor, Violation, Local Ordinance or Other charges within those cases.

		Charges	Cases
GREENUP	Felony	467	248
	Felony amended to Non-Felony	3	



27A.460(1) Conviction Percentages  
 27A.460(3) Percentage of Acquittals  
 27A.460(4) Percentage of Dismissals

\* A case may consist of one or multiple convicted charges, the distinct count on cases counts the case only once.  
 \* Other Disposition types include: Denied, Extradition, Grand Jury, Granted, Merged, Mistrial, Grand Jury, Other, Remanded, and Sealed Records.



**ADMINISTRATIVE OFFICE OF THE COURTS**  
**Research and Statistics**  
 Annual Report FY 2023  
 Circuit Court - Felony Criminal Cases

**GREENUP COUNTY**

Felony Charges Convicted by Highest Penalty Type

Penalty Type	FELONY			MISDEMEANOR			VIOLATION			Grand Total		
	Charges	% of Chgs	Cases	Charges	% of Chgs	Cases	Charges	% of Chgs	Cases	Charges	% of Chgs	Cases
Incarcerated Prison	175	60.8%	85							175	47.2%	85
Incarcerated Jail	34	11.8%	26	33	44.0%	20				67	18.1%	41
Alternative: Probation	75	26.0%	50							75	20.2%	50
Alternative: Cond. Discharged				39	52.0%	27				39	10.5%	27
Alternative Sentence	1	0.3%	1							1	0.3%	1
Pay Fine				3	4.0%	3	7	87.5%	3	10	2.7%	5
Other Penalty	1	0.3%	1							1	0.3%	1
No Sentence	2	0.7%	2				1	12.5%	1	3	0.8%	3
<b>Grand Total</b>	<b>288</b>	<b>100.0%</b>	<b>156</b>	<b>75</b>	<b>100.0%</b>	<b>48</b>	<b>8</b>	<b>100.0%</b>	<b>4</b>	<b>371</b>	<b>100.0%</b>	<b>166</b>

27A.460(2) Percentages of fines, imprisonment, or other penalty assessment

Original & Final Plea Type

		GUILTY	NOT GUILTY	UNKNOWN PLEA TYPE	Grand Total
Felony Charges	Original Plea		268 (57.4%)	199 (42.6%)	467 (100.0%)
	Final Plea	268 (57.4%)		199 (42.6%)	467 (100.0%)
Felony amended to Non-Felony	Original Plea			3 (100.0%)	3 (100.0%)
	Final Plea			3 (100.0%)	3 (100.0%)

27A.460(5) Percentage of pleas as charges

27A.460(6) Percentage of pleas to reduce charges

\* A case may consist of one or multiple convicted charges, the distinct count on cases counts the case only once.

\* Convicted charges, percent of charges and the distinct count of cases are sorted by the highest sentence penalty for each of the convicted charges (Guilty, Guilty - Multiple Counts, Prepayable Citation - Paid or Guilty - Sealed Sentence, Enhanced).



**ADMINISTRATIVE OFFICE OF THE COURTS**  
**Research and Statistics**  
 Annual Report FY 2023  
 Circuit Court - Felony Criminal Cases

**GREENUP COUNTY**

Cases can have multiple charges which are heard either by a Court Trial, Jury Trial, No Trial or by a combination of trial types. Cases are categorized by how all the charges within the case were disposed. If all charges were disposed by the same trial type, it is counted in the separate category, otherwise, it is counted within the Mixed Trial category. If a charge had no trial type entered or it had No Trial, then it is counted in the No Trial category.

Cases by Trial Type  
 27A.460(7), (8), (9), (10)

	Jury Trial	Mixed Trial	No Trial	Grand Total
Felony Amended to Non-Felony			3	3
			100.00%	100.00%
Felony Charges	3	25	220	248
	1.21%	10.08%	88.71%	100.00%
Felony Convictions		18	138	156
		11.54%	88.46%	100.00%

- 27A.460(7) Percentage of disposition to guilty as charged by trial
- 27A.460(8) Percentage of those found guilty of lesser charge by trial
- 27A.460(9) Percentage of cases where jury trial taken
- 27A.460(10) Percentage of trials which are bench (court) trials

Shock Probation by Disposition Type  
 27A.440(3)(b)

	Denied	Granted	Withdrawn	Other	Grand Total
0026090 SHOCK PROBATION IN FELONY CONVICTIONS	71	13	2	2	88
	80.68%	14.77%	2.27%	2.27%	100.00%

27A.440(3)(b) Extracted data on shock probation shall be placed in the annual report of the Administrative Office of the Courts

\* A case may consist of one or multiple convicted charges, the distinct count on cases counts the case only once.  
 \* Other Disposition types include: Denied, Extradition, Grand Jury, Granted, Merged, Mistrial, Grand Jury, Other, Remanded, and Sealed Records.



**ADMINISTRATIVE OFFICE OF THE COURTS**  
**Research and Statistics**  
 Annual Report FY 2023  
 Circuit Court - Felony Criminal Cases  
**GREENUP COUNTY**

### Youthful Offenders

There were 0 Felony level charges and 0 Non-Felony level charges disposed within 0 Circuit Criminal cases during the fiscal year. Non-Felony charges include Misdemeanor, Violation, Local Ordinance, or Other charges within those cases.

27A.460(11)

	Charges	Cases
Felony		
Felony Amended to Non-Felony		

27A.460(11) The number of juvenile offenders tried as an adult

Of the 0 Felony level charges disposed within the Youthful Offender cases, 0 (None%) charges were convicted.

Youthful Offender

		Grand Total
Felony Charges by Disposition Type	0	0

Note: A youth charged prior to their 18th birthday, proceeded against as a youthful offender under KRS 635.020(7) may not be included in the above.

KRS 635.020(7) If a person who is eighteen (18) or older is charged with a felony that occurred prior to their eighteenth birthday, the court shall, upon motion of the county attorney made prior to adjudication and consultation with the Commonwealth's Attorney, the case may proceed in accordance with the provisions of KRS 640.010.

\* A case may consist of one or multiple convicted charges, the distinct count on cases counts the case only once.

\* Other disposition types include: Denied, Extradition, Grand Jury, Granted, Merged, Mistrial, Grand Jury, Other, Remanded, and Sealed Records.

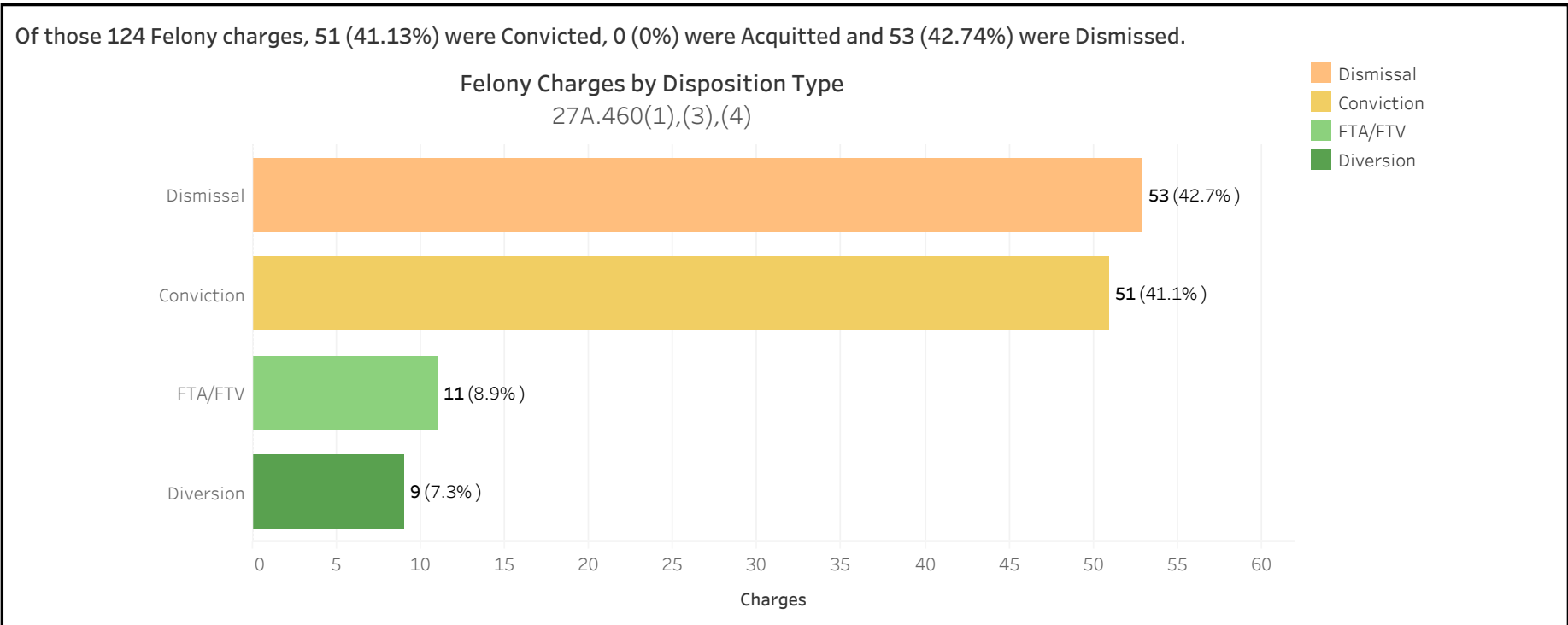


**ADMINISTRATIVE OFFICE OF THE COURTS**  
**Research and Statistics**  
 Annual Report FY 2023  
 Circuit Court - Felony Criminal Cases

**HANCOCK COUNTY**

There were 124 Felony level charges and 8 Non-Felony level charges disposed within 71 Circuit Criminal cases during the Fiscal Year. Non-Felony charges include Misdemeanor, Violation, Local Ordinance or Other charges within those cases.

		Charges	Cases
HANCOCK	Felony	124	64
	Felony amended to Non-Felony	8	



27A.460(1) Conviction Percentages  
 27A.460(3) Percentage of Acquittals  
 27A.460(4) Percentage of Dismissals

\* A case may consist of one or multiple convicted charges, the distinct count on cases counts the case only once.  
 \* Other Disposition types include: Denied, Extradition, Grand Jury, Granted, Merged, Mistrial, Grand Jury, Other, Remanded, and Sealed Records.



**ADMINISTRATIVE OFFICE OF THE COURTS**  
**Research and Statistics**  
 Annual Report FY 2023  
 Circuit Court - Felony Criminal Cases

**HANCOCK COUNTY**

Felony Charges Convicted by Highest Penalty Type

Penalty Type	FELONY			MISDEMEANOR			Grand Total		
	Charges	% of Chgs	Cases	Charges	% of Chgs	Cases	Charges	% of Chgs	Cases
Incarcerated Prison	38	74.5%	25	1	5.0%	1	39	54.9%	26
Incarcerated Jail	3	5.9%	3	8	40.0%	6	11	15.5%	8
Alternative: Probation	6	11.8%	6	11	55.0%	11	17	23.9%	17
Pay Court Cost	1	2.0%	1				1	1.4%	1
No Sentence	3	5.9%	2				3	4.2%	2
<b>Grand Total</b>	<b>51</b>	<b>100.0%</b>	<b>36</b>	<b>20</b>	<b>100.0%</b>	<b>16</b>	<b>71</b>	<b>100.0%</b>	<b>47</b>

27A.460(2) Percentages of fines, imprisonment, or other penalty assessment

Original & Final Plea Type

		UNKNOWN PLEA TYPE	Grand Total
Felony Charges	Original Plea	124 (100.0%)	124 (100.0%)
	Final Plea	124 (100.0%)	124 (100.0%)
Felony amended to Non-Felony	Original Plea	8 (100.0%)	8 (100.0%)
	Final Plea	8 (100.0%)	8 (100.0%)

27A.460(5) Percentage of pleas as charges

27A.460(6) Percentage of pleas to reduce charges

\* A case may consist of one or multiple convicted charges, the distinct count on cases counts the case only once.

\* Convicted charges, percent of charges and the distinct count of cases are sorted by the highest sentence penalty for each of the convicted charges (Guilty, Guilty - Multiple Counts, Prepayable Citation - Paid or Guilty - Sealed Sentence, Enhanced).





**ADMINISTRATIVE OFFICE OF THE COURTS**  
**Research and Statistics**  
 Annual Report FY 2023  
 Circuit Court - Felony Criminal Cases

**HANCOCK COUNTY**

Cases can have multiple charges which are heard either by a Court Trial, Jury Trial, No Trial or by a combination of trial types. Cases are categorized by how all the charges within the case were disposed. If all charges were disposed by the same trial type, it is counted in the separate category, otherwise, it is counted within the Mixed Trial category. If a charge had no trial type entered or it had No Trial, then it is counted in the No Trial category.

Cases by Trial Type  
 27A.460(7), (8), (9), (10)

	Mixed Trial	No Trial	Grand Total
Felony Amended to Non-Felony		7	7
		100.00%	100.00%
Felony Charges	11	53	64
	17.19%	82.81%	100.00%
Felony Convictions	9	27	36
	25.00%	75.00%	100.00%

- 27A.460(7) Percentage of disposition to guilty as charged by trial
- 27A.460(8) Percentage of those found guilty of lesser charge by trial
- 27A.460(9) Percentage of cases where jury trial taken
- 27A.460(10) Percentage of trials which are bench (court) trials

Shock Probation by Disposition Type  
 27A.440(3)(b)

	Denied	Granted	Vacated	Grand Total
0026090 SHOCK PROBATION IN FELONY CONVICTIONS	1	11	1	13
	7.69%	84.62%	7.69%	100.00%

27A.440(3)(b) Extracted data on shock probation shall be placed in the annual report of the Administrative Office of the Courts

\* A case may consist of one or multiple convicted charges, the distinct count on cases counts the case only once.  
 \* Other Disposition types include: Denied, Extradition, Grand Jury, Granted, Merged, Mistrial, Grand Jury, Other, Remanded, and Sealed Records.



**ADMINISTRATIVE OFFICE OF THE COURTS**  
**Research and Statistics**  
 Annual Report FY 2023  
 Circuit Court - Felony Criminal Cases  
**HANCOCK COUNTY**

### Youthful Offenders

There were 0 Felony level charges and 0 Non-Felony level charges disposed within 0 Circuit Criminal cases during the fiscal year. Non-Felony charges include Misdemeanor, Violation, Local Ordinance, or Other charges within those cases.

27A.460(11)

	Charges	Cases
Felony		
Felony Amended to Non-Felony		

27A.460(11) The number of juvenile offenders tried as an adult

Of the 0 Felony level charges disposed within the Youthful Offender cases, 0 (None%) charges were convicted.

Youthful Offender

		Grand Total
Felony Charges by Disposition Type	0	0

Note: A youth charged prior to their 18th birthday, proceeded against as a youthful offender under KRS 635.020(7) may not be included in the above.

KRS 635.020(7) If a person who is eighteen (18) or older is charged with a felony that occurred prior to their eighteenth birthday, the court shall, upon motion of the county attorney made prior to adjudication and consultation with the Commonwealth's Attorney, the case may proceed in accordance with the provisions of KRS 640.010.

\* A case may consist of one or multiple convicted charges, the distinct count on cases counts the case only once.

\* Other disposition types include: Denied, Extradition, Grand Jury, Granted, Merged, Mistrial, Grand Jury, Other, Remanded, and Sealed Records.

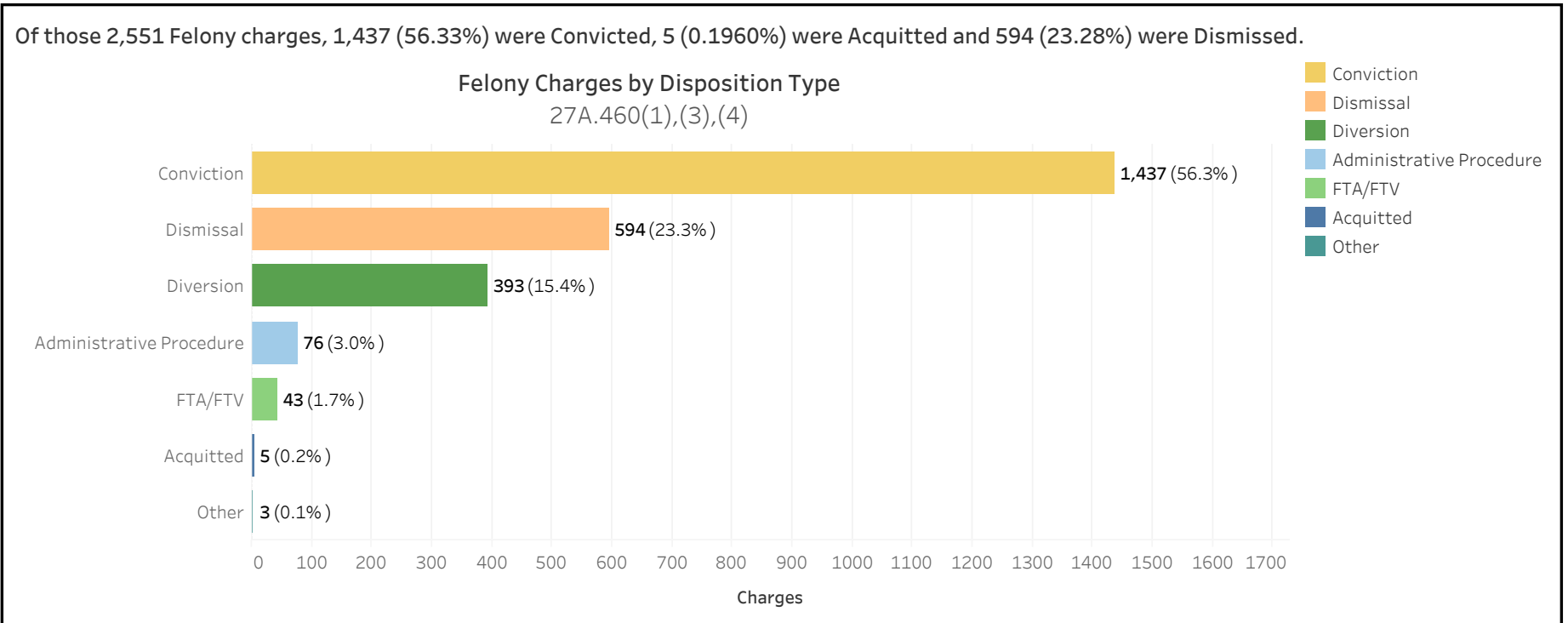


**ADMINISTRATIVE OFFICE OF THE COURTS**  
**Research and Statistics**  
 Annual Report FY 2023  
 Circuit Court - Felony Criminal Cases

**HARDIN COUNTY**

There were 2,551 Felony level charges and 57 Non-Felony level charges disposed within 1,445 Circuit Criminal cases during the Fiscal Year. Non-Felony charges include Misdemeanor, Violation, Local Ordinance or Other charges within those cases.

		Charges	Cases
HARDIN	Felony	2,551	1,401
	Felony amended to Non-Felony	57	



27A.460(1) Conviction Percentages  
 27A.460(3) Percentage of Acquittals  
 27A.460(4) Percentage of Dismissals

\* A case may consist of one or multiple convicted charges, the distinct count on cases counts the case only once.  
 \* Other Disposition types include: Denied, Extradition, Grand Jury, Granted, Merged, Mistrial, Grand Jury, Other, Remanded, and Sealed Records.



**ADMINISTRATIVE OFFICE OF THE COURTS**  
**Research and Statistics**  
 Annual Report FY 2023  
 Circuit Court - Felony Criminal Cases

**HARDIN COUNTY**

Felony Charges Convicted by Highest Penalty Type

Penalty Type	FELONY			MISDEMEANOR			VIOLATION			Grand Total		
	Charges	% of Chgs	Cases	Charges	% of Chgs	Cases	Charges	% of Chgs	Cases	Charges	% of Chgs	Cases
Incarcerated Prison	685	48.8%	275	8	1.2%	7				693	33.0%	277
Incarcerated Jail	221	15.8%	167	374	54.5%	228	2	18.2%	2	597	28.4%	325
Alternative: Probation	90	6.4%	70	208	30.3%	124				298	14.2%	157
Alternative: Cond. Discharged	1	0.1%	1							1	0.0%	1
Pay Fine	8	0.6%	8	5	0.7%	5	6	54.5%	6	19	0.9%	19
Pay Court Cost	199	14.2%	199	25	3.6%	25	1	9.1%	1	225	10.7%	225
Other Penalty	193	13.8%	163	58	8.5%	36	1	9.1%	1	252	12.0%	181
No Sentence	6	0.4%	5	8	1.2%	7	1	9.1%	1	15	0.7%	13
<b>Grand Total</b>	<b>1,403</b>	<b>100.0%</b>	<b>813</b>	<b>686</b>	<b>100.0%</b>	<b>406</b>	<b>11</b>	<b>100.0%</b>	<b>11</b>	<b>2,100</b>	<b>100.0%</b>	<b>888</b>

27A.460(2) Percentages of fines, imprisonment, or other penalty assessment

Original & Final Plea Type

		GUILTY	NOT GUILTY	UNKNOWN PLEA TYPE	Grand Total
Felony Charges	Original Plea	103 (4.0%)	1,618 (63.4%)	830 (32.5%)	2,551 (100.0%)
	Final Plea	1,679 (65.8%)	43 (1.7%)	829 (32.5%)	2,551 (100.0%)
Felony amended to Non-Felony	Original Plea		3 (5.3%)	54 (94.7%)	57 (100.0%)
	Final Plea	3 (5.3%)		54 (94.7%)	57 (100.0%)

27A.460(5) Percentage of pleas as charges

27A.460(6) Percentage of pleas to reduce charges

\* A case may consist of one or multiple convicted charges, the distinct count on cases counts the case only once.

\* Convicted charges, percent of charges and the distinct count of cases are sorted by the highest sentence penalty for each of the convicted charges (Guilty, Guilty - Multiple Counts, Prepayable Citation - Paid or Guilty - Sealed Sentence, Enhanced).



**ADMINISTRATIVE OFFICE OF THE COURTS**  
**Research and Statistics**  
 Annual Report FY 2023  
 Circuit Court - Felony Criminal Cases

**HARDIN COUNTY**

Cases can have multiple charges which are heard either by a Court Trial, Jury Trial, No Trial or by a combination of trial types. Cases are categorized by how all the charges within the case were disposed. If all charges were disposed by the same trial type, it is counted in the separate category, otherwise, it is counted within the Mixed Trial category. If a charge had no trial type entered or it had No Trial, then it is counted in the No Trial category.

Cases by Trial Type  
 27A.460(7), (8), (9), (10)

	Jury Trial	Mixed Trial	No Trial	Grand Total
Felony Amended to Non-Felony	1 2.27%		43 97.73%	44 100.00%
Felony Charges	13 0.93%	20 1.43%	1,368 97.64%	1,401 100.00%
Felony Convictions	11 1.35%	16 1.97%	787 96.68%	814 100.00%

- 27A.460(7) Percentage of disposition to guilty as charged by trial
- 27A.460(8) Percentage of those found guilty of lesser charge by trial
- 27A.460(9) Percentage of cases where jury trial taken
- 27A.460(10) Percentage of trials which are bench (court) trials

Shock Probation by Disposition Type  
 27A.440(3)(b)

	Denied	Granted	Other	Grand Total
0026090 SHOCK PROBATION IN FELONY CONVICTIONS	146 92.99%	7 4.46%	4 2.55%	157 100.00%

27A.440(3)(b) Extracted data on shock probation shall be placed in the annual report of the Administrative Office of the Courts

\* A case may consist of one or multiple convicted charges, the distinct count on cases counts the case only once.  
 \* Other Disposition types include: Denied, Extradition, Grand Jury, Granted, Merged, Mistrial, Grand Jury, Other, Remanded, and Sealed Records.



**ADMINISTRATIVE OFFICE OF THE COURTS**  
**Research and Statistics**  
 Annual Report FY 2023  
 Circuit Court - Felony Criminal Cases  
**HARDIN COUNTY**

**Youthful Offenders**

There were 6 Felony level charges and 0 Non-Felony level charges disposed within 2 Circuit Criminal cases during the fiscal year. Non-Felony charges include Misdemeanor, Violation, Local Ordinance, or Other charges within those cases.

27A.460(11)

	Charges	Cases
Felony	6	2
Felony Amended to Non-Felony	0	0

27A.460(11) The number of juvenile offenders tried as an adult

Of the 6 Felony level charges disposed within the Youthful Offender cases, 3 (50.00%) charges were convicted.

Youthful Offender

	Conviction	Dismissal	Grand Total
Felony Charges by Disposition Type	3	3	6

Note: A youth charged prior to their 18th birthday, proceeded against as a youthful offender under KRS 635.020(7) may not be included in the above.

KRS 635.020(7) If a person who is eighteen (18) or older is charged with a felony that occurred prior to their eighteenth birthday, the court shall, upon motion of the county attorney made prior to adjudication and consultation with the Commonwealth's Attorney, the case may proceed in accordance with the provisions of KRS 640.010.

\* A case may consist of one or multiple convicted charges, the distinct count on cases counts the case only once.

\* Other disposition types include: Denied, Extradition, Grand Jury, Granted, Merged, Mistrial, Grand Jury, Other, Remanded, and Sealed Records.

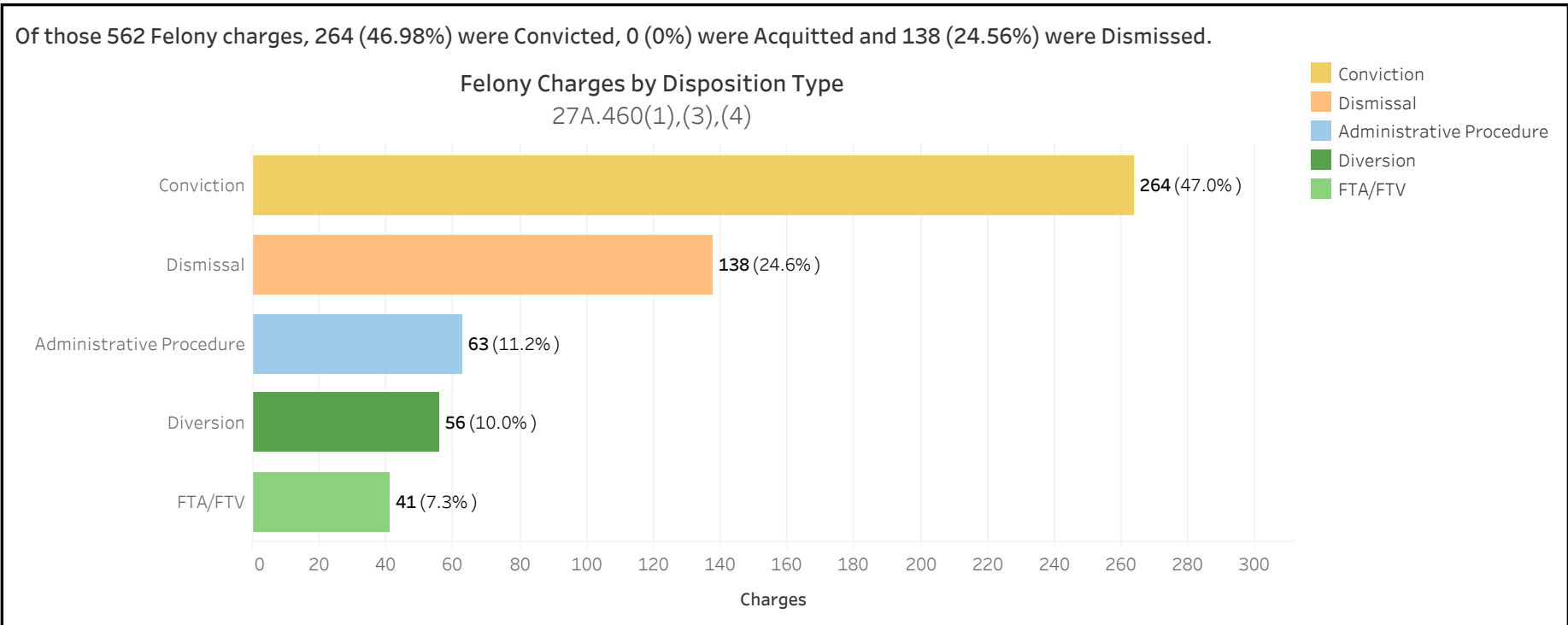


**ADMINISTRATIVE OFFICE OF THE COURTS**  
**Research and Statistics**  
 Annual Report FY 2023  
 Circuit Court - Felony Criminal Cases

**HARLAN COUNTY**

There were 562 Felony level charges and 9 Non-Felony level charges disposed within 357 Circuit Criminal cases during the Fiscal Year. Non-Felony charges include Misdemeanor, Violation, Local Ordinance or Other charges within those cases.

		Charges	Cases
HARLAN	Felony	562	349
	Felony amended to Non-Felony	9	



27A.460(1) Conviction Percentages  
 27A.460(3) Percentage of Acquittals  
 27A.460(4) Percentage of Dismissals

\* A case may consist of one or multiple convicted charges, the distinct count on cases counts the case only once.  
 \* Other Disposition types include: Denied, Extradition, Grand Jury, Granted, Merged, Mistrial, Grand Jury, Other, Remanded, and Sealed Records.



**ADMINISTRATIVE OFFICE OF THE COURTS**  
**Research and Statistics**  
 Annual Report FY 2023  
 Circuit Court - Felony Criminal Cases

**HARLAN COUNTY**

Felony Charges Convicted by Highest Penalty Type

Penalty Type	FELONY			MISDEMEANOR			VIOLATION			Grand Total		
	Charges	% of Chgs	Cases	Charges	% of Chgs	Cases	Charges	% of Chgs	Cases	Charges	% of Chgs	Cases
Incarcerated Prison	39	16.1%	24	1	0.5%	1				40	8.3%	25
Incarcerated Jail	6	2.5%	6	34	15.3%	15				40	8.3%	17
Alternative: Probation	177	73.1%	130	163	73.4%	81	2	10.0%	2	342	70.7%	141
Alternative: Cond. Discharged	9	3.7%	5	8	3.6%	3				17	3.5%	5
Alternative Sentence				2	0.9%	2	1	5.0%	1	3	0.6%	3
Pay Fine				6	2.7%	5	17	85.0%	10	23	4.8%	13
Pay Court Cost	3	1.2%	3	2	0.9%	2				5	1.0%	5
Other Penalty	6	2.5%	5	5	2.3%	4				11	2.3%	7
No Sentence	2	0.8%	2	1	0.5%	1				3	0.6%	3
<b>Grand Total</b>	<b>242</b>	<b>100.0%</b>	<b>166</b>	<b>222</b>	<b>100.0%</b>	<b>106</b>	<b>20</b>	<b>100.0%</b>	<b>13</b>	<b>484</b>	<b>100.0%</b>	<b>180</b>

27A.460(2) Percentages of fines, imprisonment, or other penalty assessment

Original & Final Plea Type

		GUILTY	NOT GUILTY	UNKNOWN PLEA TYPE	Grand Total
Felony Charges	Original Plea	5 (0.9%)	326 (58.0%)	231 (41.1%)	562 (100.0%)
	Final Plea	322 (57.3%)	9 (1.6%)	231 (41.1%)	562 (100.0%)
Felony amended to Non-Felony	Original Plea			9 (100.0%)	9 (100.0%)
	Final Plea			9 (100.0%)	9 (100.0%)

27A.460(5) Percentage of pleas as charges

27A.460(6) Percentage of pleas to reduce charges

\* A case may consist of one or multiple convicted charges, the distinct count on cases counts the case only once.

\* Convicted charges, percent of charges and the distinct count of cases are sorted by the highest sentence penalty for each of the convicted charges (Guilty, Guilty - Multiple Counts, Prepayable Citation - Paid or Guilty - Sealed Sentence, Enhanced).





**ADMINISTRATIVE OFFICE OF THE COURTS**  
**Research and Statistics**  
 Annual Report FY 2023  
 Circuit Court - Felony Criminal Cases

**HARLAN COUNTY**

Cases can have multiple charges which are heard either by a Court Trial, Jury Trial, No Trial or by a combination of trial types. Cases are categorized by how all the charges within the case were disposed. If all charges were disposed by the same trial type, it is counted in the separate category, otherwise, it is counted within the Mixed Trial category. If a charge had no trial type entered or it had No Trial, then it is counted in the No Trial category.

Cases by Trial Type  
 27A.460(7), (8), (9), (10)

	Jury Trial	Mixed Trial	No Trial	Grand Total
Felony Amended to Non-Felony	1 12.50%		7 87.50%	8 100.00%
Felony Charges	4 1.15%	5 1.43%	340 97.42%	349 100.00%
Felony Convictions	3 1.80%	3 1.80%	161 96.41%	167 100.00%

- 27A.460(7) Percentage of disposition to guilty as charged by trial
- 27A.460(8) Percentage of those found guilty of lesser charge by trial
- 27A.460(9) Percentage of cases where jury trial taken
- 27A.460(10) Percentage of trials which are bench (court) trials

Shock Probation by Disposition Type  
 27A.440(3)(b)

	Denied	Vacated	Grand Total
0026090 SHOCK PROBATION IN FELONY CONVICTIONS	3 75.00%	1 25.00%	4 100.00%

27A.440(3)(b) Extracted data on shock probation shall be placed in the annual report of the Administrative Office of the Courts

\* A case may consist of one or multiple convicted charges, the distinct count on cases counts the case only once.  
 \* Other Disposition types include: Denied, Extradition, Grand Jury, Granted, Merged, Mistrial, Grand Jury, Other, Remanded, and Sealed Records.



**ADMINISTRATIVE OFFICE OF THE COURTS**  
**Research and Statistics**  
 Annual Report FY 2023  
 Circuit Court - Felony Criminal Cases  
**HARLAN COUNTY**

### Youthful Offenders

There were 0 Felony level charges and 0 Non-Felony level charges disposed within 0 Circuit Criminal cases during the fiscal year. Non-Felony charges include Misdemeanor, Violation, Local Ordinance, or Other charges within those cases.

27A.460(11)

	Charges	Cases
Felony		
Felony Amended to Non-Felony		

27A.460(11) The number of juvenile offenders tried as an adult

Of the 0 Felony level charges disposed within the Youthful Offender cases, 0 (None%) charges were convicted.

Youthful Offender

		Grand Total
Felony Charges by Disposition Type	0	0

Note: A youth charged prior to their 18th birthday, proceeded against as a youthful offender under KRS 635.020(7) may not be included in the above.

KRS 635.020(7) If a person who is eighteen (18) or older is charged with a felony that occurred prior to their eighteenth birthday, the court shall, upon motion of the county attorney made prior to adjudication and consultation with the Commonwealth's Attorney, the case may proceed in accordance with the provisions of KRS 640.010.

\* A case may consist of one or multiple convicted charges, the distinct count on cases counts the case only once.

\* Other disposition types include: Denied, Extradition, Grand Jury, Granted, Merged, Mistrial, Grand Jury, Other, Remanded, and Sealed Records.

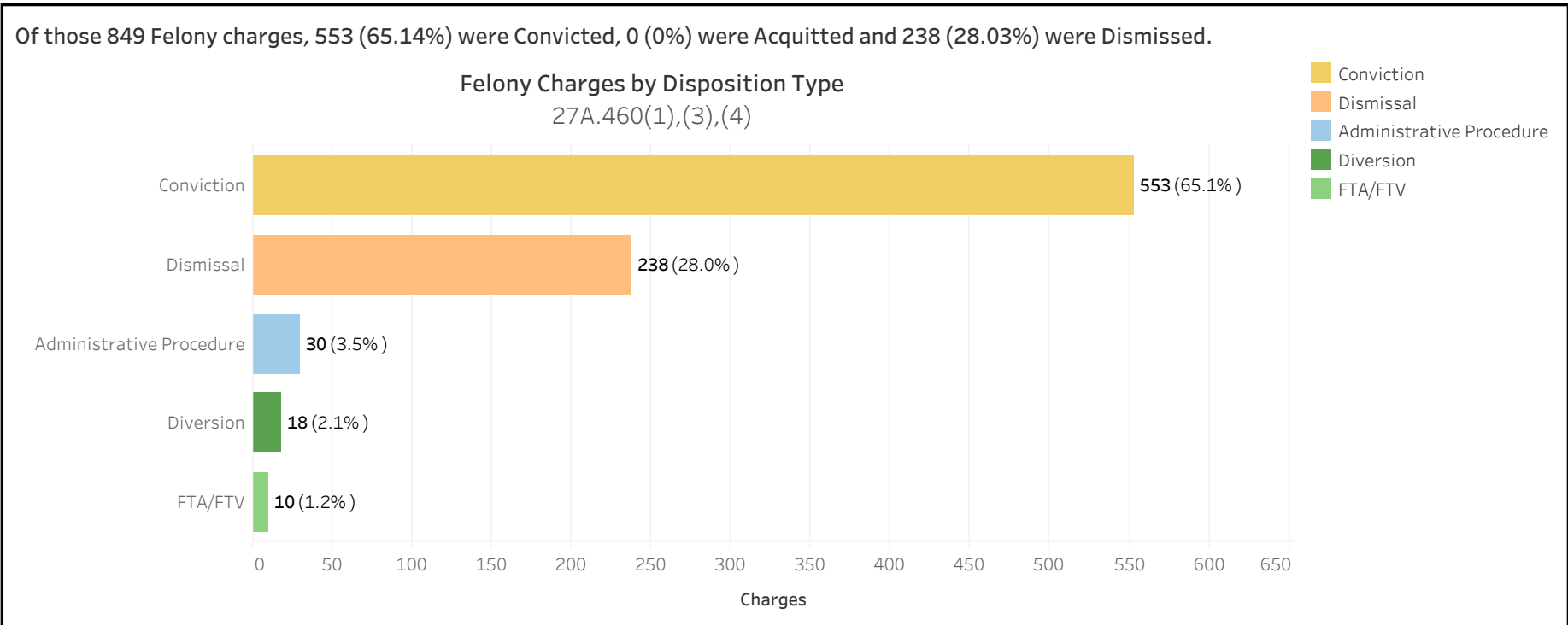


**ADMINISTRATIVE OFFICE OF THE COURTS**  
**Research and Statistics**  
 Annual Report FY 2023  
 Circuit Court - Felony Criminal Cases

**HARRISON COUNTY**

There were 849 Felony level charges and 14 Non-Felony level charges disposed within 221 Circuit Criminal cases during the Fiscal Year. Non-Felony charges include Misdemeanor, Violation, Local Ordinance or Other charges within those cases.

		Charges	Cases
HARRISON	Felony	849	208
	Felony amended to Non-Felony	14	



27A.460(1) Conviction Percentages  
 27A.460(3) Percentage of Acquittals  
 27A.460(4) Percentage of Dismissals

\* A case may consist of one or multiple convicted charges, the distinct count on cases counts the case only once.  
 \* Other Disposition types include: Denied, Extradition, Grand Jury, Granted, Merged, Mistrial, Grand Jury, Other, Remanded, and Sealed Records.



**ADMINISTRATIVE OFFICE OF THE COURTS**  
**Research and Statistics**  
 Annual Report FY 2023  
 Circuit Court - Felony Criminal Cases

**HARRISON COUNTY**

Felony Charges Convicted by Highest Penalty Type

Penalty Type	FELONY			MISDEMEANOR			VIOLATION			Grand Total		
	Charges	% of Chgs	Cases	Charges	% of Chgs	Cases	Charges	% of Chgs	Cases	Charges	% of Chgs	Cases
Incarcerated Prison	187	34.6%	73							187	24.7%	73
Incarcerated Jail	22	4.1%	15	90	46.4%	43				112	14.8%	46
Alternative: Probation	2	0.4%	2	4	2.1%	3				6	0.8%	5
Alternative: Cond. Discharged	328	60.7%	48	98	50.5%	43				426	56.2%	62
Alternative Sentence				1	0.5%	1				1	0.1%	1
Pay Fine							24	100.0%	16	24	3.2%	16
No Sentence	1	0.2%	1	1	0.5%	1				2	0.3%	2
<b>Grand Total</b>	<b>540</b>	<b>100.0%</b>	<b>137</b>	<b>194</b>	<b>100.0%</b>	<b>88</b>	<b>24</b>	<b>100.0%</b>	<b>16</b>	<b>758</b>	<b>100.0%</b>	<b>158</b>

27A.460(2) Percentages of fines, imprisonment, or other penalty assessment

Original & Final Plea Type

		GUILTY	NOT GUILTY	UNKNOWN PLEA TYPE	Grand Total
Felony Charges	Original Plea		205 (24.1%)	644 (75.9%)	849 (100.0%)
	Final Plea	205 (24.1%)		644 (75.9%)	849 (100.0%)
Felony amended to Non-Felony	Original Plea			14 (100.0%)	14 (100.0%)
	Final Plea			14 (100.0%)	14 (100.0%)

27A.460(5) Percentage of pleas as charges

27A.460(6) Percentage of pleas to reduce charges

\* A case may consist of one or multiple convicted charges, the distinct count on cases counts the case only once.

\* Convicted charges, percent of charges and the distinct count of cases are sorted by the highest sentence penalty for each of the convicted charges (Guilty, Guilty - Multiple Counts, Prepayable Citation - Paid or Guilty - Sealed Sentence, Enhanced).



**ADMINISTRATIVE OFFICE OF THE COURTS**  
**Research and Statistics**  
 Annual Report FY 2023  
 Circuit Court - Felony Criminal Cases

**HARRISON COUNTY**

Cases can have multiple charges which are heard either by a Court Trial, Jury Trial, No Trial or by a combination of trial types. Cases are categorized by how all the charges within the case were disposed. If all charges were disposed by the same trial type, it is counted in the separate category, otherwise, it is counted within the Mixed Trial category. If a charge had no trial type entered or it had No Trial, then it is counted in the No Trial category.

Cases by Trial Type  
 27A.460(7), (8), (9), (10)

	Mixed Trial	No Trial	Grand Total
Felony Amended to Non-Felony	1 7.69%	12 92.31%	13 100.00%
Felony Charges	13 6.25%	195 93.75%	208 100.00%
Felony Convictions	11 7.97%	127 92.03%	138 100.00%

- 27A.460(7) Percentage of disposition to guilty as charged by trial
- 27A.460(8) Percentage of those found guilty of lesser charge by trial
- 27A.460(9) Percentage of cases where jury trial taken
- 27A.460(10) Percentage of trials which are bench (court) trials

Shock Probation by Disposition Type  
 27A.440(3)(b)

	Denied	Granted	Grand Total
0026090 SHOCK PROBATION IN FELONY CONVICTIONS	28 75.68%	9 24.32%	37 100.00%

27A.440(3)(b) Extracted data on shock probation shall be placed in the annual report of the Administrative Office of the Courts

\* A case may consist of one or multiple convicted charges, the distinct count on cases counts the case only once.

\* Other Disposition types include: Denied, Extradition, Grand Jury, Granted, Merged, Mistrial, Grand Jury, Other, Remanded, and Sealed Records.



**ADMINISTRATIVE OFFICE OF THE COURTS**  
**Research and Statistics**  
 Annual Report FY 2023  
 Circuit Court - Felony Criminal Cases  
**HARRISON COUNTY**

### Youthful Offenders

There were 4 Felony level charges and 0 Non-Felony level charges disposed within 1 Circuit Criminal cases during the fiscal year. Non-Felony charges include Misdemeanor, Violation, Local Ordinance, or Other charges within those cases.

27A.460(11)

	Charges	Cases
Felony	4	1
Felony Amended to Non-Felony	0	0

27A.460(11) The number of juvenile offenders tried as an adult

Of the 4 Felony level charges disposed within the Youthful Offender cases, 2 (50.00%) charges were convicted.

Youthful Offender

	Conviction	Dismissal	Grand Total
Felony Charges by Disposition Type	2	2	4

Note: A youth charged prior to their 18th birthday, proceeded against as a youthful offender under KRS 635.020(7) may not be included in the above.

KRS 635.020(7) If a person who is eighteen (18) or older is charged with a felony that occurred prior to their eighteenth birthday, the court shall, upon motion of the county attorney made prior to adjudication and consultation with the Commonwealth's Attorney, the case may proceed in accordance with the provisions of KRS 640.010.

\* A case may consist of one or multiple convicted charges, the distinct count on cases counts the case only once.

\* Other disposition types include: Denied, Extradition, Grand Jury, Granted, Merged, Mistrial, Grand Jury, Other, Remanded, and Sealed Records.

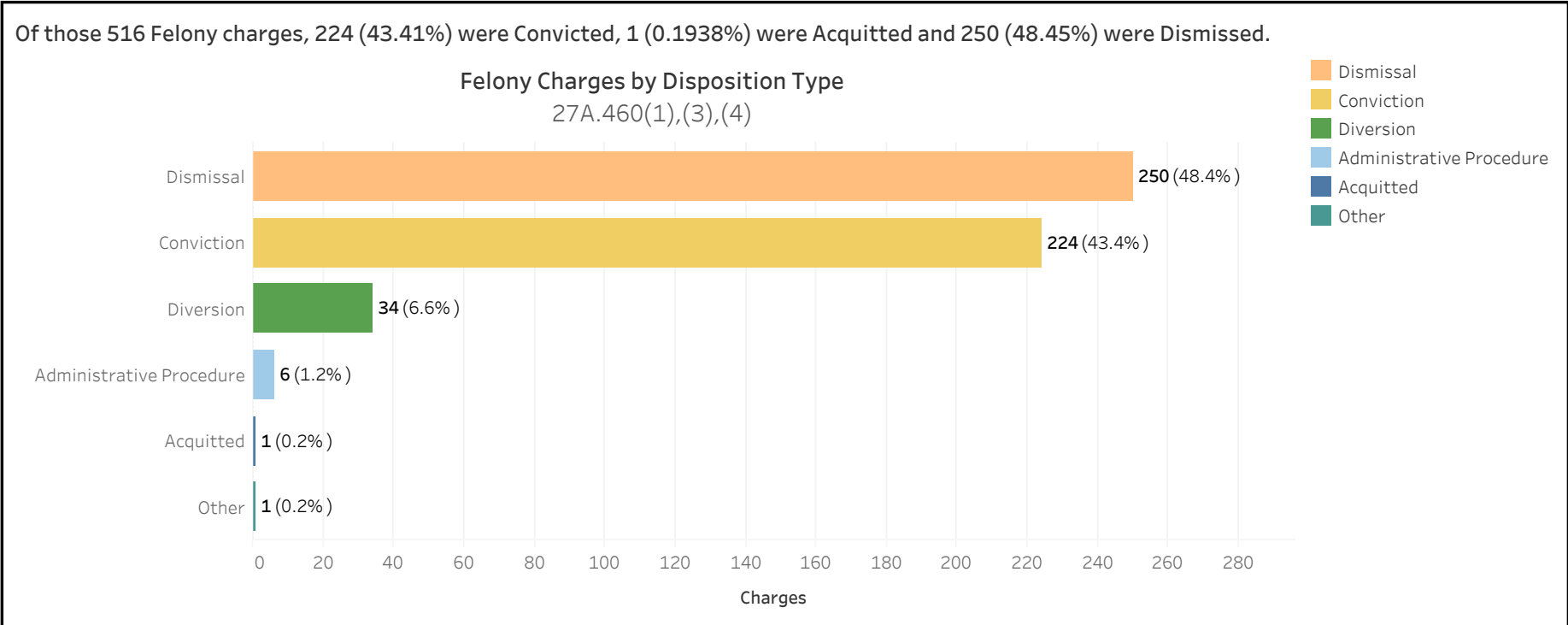


**ADMINISTRATIVE OFFICE OF THE COURTS**  
**Research and Statistics**  
 Annual Report FY 2023  
 Circuit Court - Felony Criminal Cases

### HART COUNTY

There were 516 Felony level charges and 25 Non-Felony level charges disposed within 228 Circuit Criminal cases during the Fiscal Year. Non-Felony charges include Misdemeanor, Violation, Local Ordinance or Other charges within those cases.

		Charges	Cases
HART	Felony	516	208
	Felony amended to Non-Felony	25	



27A.460(1) Conviction Percentages  
 27A.460(3) Percentage of Acquittals  
 27A.460(4) Percentage of Dismissals

\* A case may consist of one or multiple convicted charges, the distinct count on cases counts the case only once.  
 \* Other Disposition types include: Denied, Extradition, Grand Jury, Granted, Merged, Mistrial, Grand Jury, Other, Remanded, and Sealed Records.



**ADMINISTRATIVE OFFICE OF THE COURTS**  
**Research and Statistics**  
 Annual Report FY 2023  
 Circuit Court - Felony Criminal Cases

**HART COUNTY**

Felony Charges Convicted by Highest Penalty Type

Penalty Type	FELONY			MISDEMEANOR			VIOLATION			Grand Total		
	Charges	% of Chgs	Cases	Charges	% of Chgs	Cases	Charges	% of Chgs	Cases	Charges	% of Chgs	Cases
Incarcerated Prison	66	30.8%	38	1	1.3%	1				67	22.9%	38
Incarcerated Jail	4	1.9%	4	29	37.7%	20				33	11.3%	22
Alternative: Cond. Discharged				2	2.6%	2				2	0.7%	2
Alternative Sentence	144	67.3%	86	44	57.1%	35	1	50.0%	1	189	64.5%	101
Pay Fine							1	50.0%	1	1	0.3%	1
No Sentence				1	1.3%	1				1	0.3%	1
<b>Grand Total</b>	<b>214</b>	<b>100.0%</b>	<b>127</b>	<b>77</b>	<b>100.0%</b>	<b>57</b>	<b>2</b>	<b>100.0%</b>	<b>1</b>	<b>293</b>	<b>100.0%</b>	<b>150</b>

27A.460(2) Percentages of fines, imprisonment, or other penalty assessment

Original & Final Plea Type

		GUILTY	NOT GUILTY	UNKNOWN PLEA TYPE	Grand Total
Felony Charges	Original Plea		145 (28.1%)	371 (71.9%)	516 (100.0%)
	Final Plea	52 (10.1%)	93 (18.0%)	371 (71.9%)	516 (100.0%)
Felony amended to Non-Felony	Original Plea			25 (100.0%)	25 (100.0%)
	Final Plea			25 (100.0%)	25 (100.0%)

27A.460(5) Percentage of pleas as charges

27A.460(6) Percentage of pleas to reduce charges

\* A case may consist of one or multiple convicted charges, the distinct count on cases counts the case only once.

\* Convicted charges, percent of charges and the distinct count of cases are sorted by the highest sentence penalty for each of the convicted charges (Guilty, Guilty - Multiple Counts, Prepayable Citation - Paid or Guilty - Sealed Sentence, Enhanced).





**ADMINISTRATIVE OFFICE OF THE COURTS**  
**Research and Statistics**  
 Annual Report FY 2023  
 Circuit Court - Felony Criminal Cases

**HART COUNTY**

Cases can have multiple charges which are heard either by a Court Trial, Jury Trial, No Trial or by a combination of trial types. Cases are categorized by how all the charges within the case were disposed. If all charges were disposed by the same trial type, it is counted in the separate category, otherwise, it is counted within the Mixed Trial category. If a charge had no trial type entered or it had No Trial, then it is counted in the No Trial category.

Cases by Trial Type  
 27A.460(7), (8), (9), (10)

	Jury Trial	Mixed Trial	No Trial	Grand Total
Felony Amended to Non-Felony			20	20
			100.00%	100.00%
Felony Charges	1 0.48%	4 1.92%	203 97.60%	208 100.00%
Felony Convictions		3 2.36%	124 97.64%	127 100.00%

- 27A.460(7) Percentage of disposition to guilty as charged by trial
- 27A.460(8) Percentage of those found guilty of lesser charge by trial
- 27A.460(9) Percentage of cases where jury trial taken
- 27A.460(10) Percentage of trials which are bench (court) trials

Shock Probation by Disposition Type  
 27A.440(3)(b)

	Denied	Granted	Grand Total
0026090 SHOCK PROBATION IN FELONY CONVICTIONS	16 94.12%	1 5.88%	17 100.00%

27A.440(3)(b) Extracted data on shock probation shall be placed in the annual report of the Administrative Office of the Courts

\* A case may consist of one or multiple convicted charges, the distinct count on cases counts the case only once.  
 \* Other Disposition types include: Denied, Extradition, Grand Jury, Granted, Merged, Mistrial, Grand Jury, Other, Remanded, and Sealed Records.



**ADMINISTRATIVE OFFICE OF THE COURTS**  
**Research and Statistics**  
 Annual Report FY 2023  
 Circuit Court - Felony Criminal Cases  
**HART COUNTY**

### Youthful Offenders

There were 0 Felony level charges and 0 Non-Felony level charges disposed within 0 Circuit Criminal cases during the fiscal year. Non-Felony charges include Misdemeanor, Violation, Local Ordinance, or Other charges within those cases.

27A.460(11)

	Charges	Cases
Felony		
Felony Amended to Non-Felony		

27A.460(11) The number of juvenile offenders tried as an adult

Of the 0 Felony level charges disposed within the Youthful Offender cases, 0 (None%) charges were convicted.

Youthful Offender

		Grand Total
Felony Charges by Disposition Type	0	0

Note: A youth charged prior to their 18th birthday, proceeded against as a youthful offender under KRS 635.020(7) may not be included in the above.

KRS 635.020(7) If a person who is eighteen (18) or older is charged with a felony that occurred prior to their eighteenth birthday, the court shall, upon motion of the county attorney made prior to adjudication and consultation with the Commonwealth's Attorney, the case may proceed in accordance with the provisions of KRS 640.010.

\* A case may consist of one or multiple convicted charges, the distinct count on cases counts the case only once.

\* Other disposition types include: Denied, Extradition, Grand Jury, Granted, Merged, Mistrial, Grand Jury, Other, Remanded, and Sealed Records.

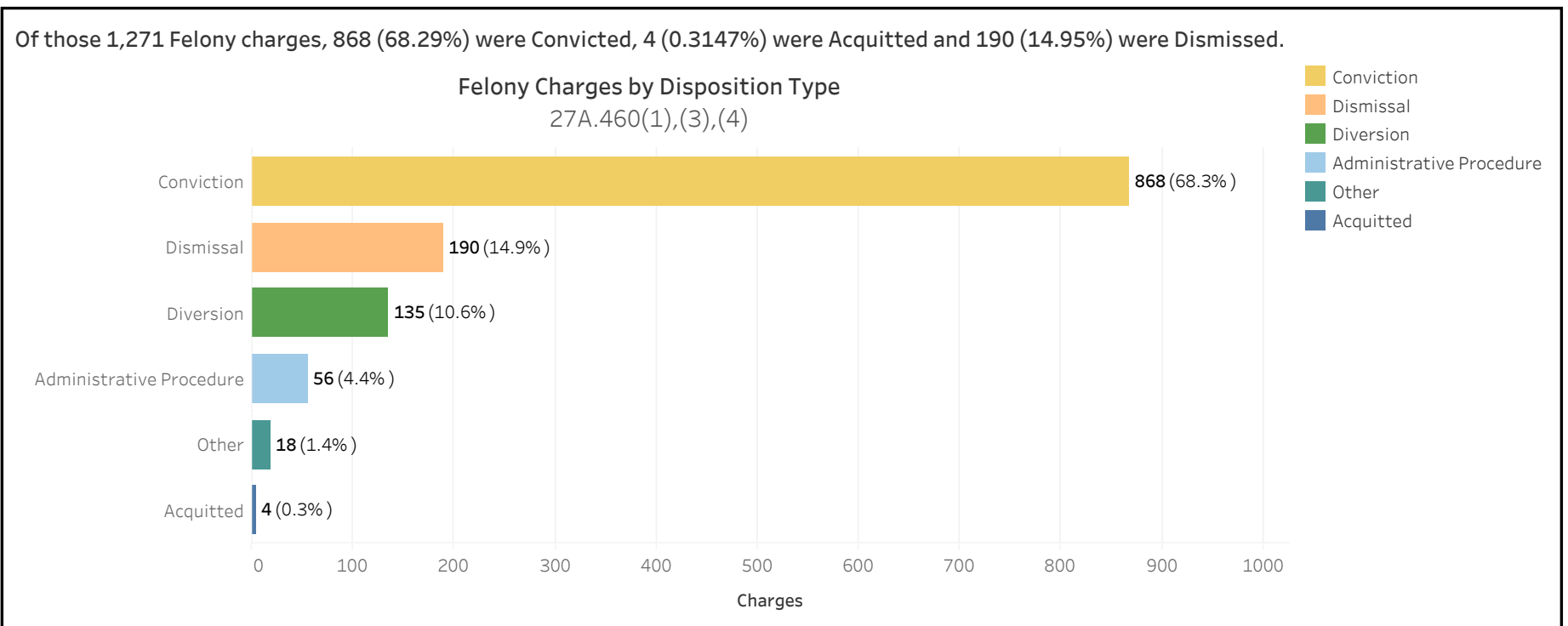


**ADMINISTRATIVE OFFICE OF THE COURTS**  
**Research and Statistics**  
 Annual Report FY 2023  
 Circuit Court - Felony Criminal Cases

**HENDERSON COUNTY**

There were 1,271 Felony level charges and 68 Non-Felony level charges disposed within 825 Circuit Criminal cases during the Fiscal Year. Non-Felony charges include Misdemeanor, Violation, Local Ordinance or Other charges within those cases.

	Charges	Cases
HENDERSON Felony	1,271	770
Felony amended to Non-Felony	68	



27A.460(1) Conviction Percentages  
 27A.460(3) Percentage of Acquittals  
 27A.460(4) Percentage of Dismissals

\* A case may consist of one or multiple convicted charges, the distinct count on cases counts the case only once.  
 \* Other Disposition types include: Denied, Extradition, Grand Jury, Granted, Merged, Mistrial, Grand Jury, Other, Remanded, and Sealed Records.



**ADMINISTRATIVE OFFICE OF THE COURTS**  
**Research and Statistics**  
 Annual Report FY 2023  
 Circuit Court - Felony Criminal Cases

**HENDERSON COUNTY**

Felony Charges Convicted by Highest Penalty Type

Penalty Type	FELONY			MISDEMEANOR			VIOLATION			Grand Total		
	Charges	% of Chgs	Cases	Charges	% of Chgs	Cases	Charges	% of Chgs	Cases	Charges	% of Chgs	Cases
Incarcerated Prison	555	72.9%	386	5	1.1%	5				560	45.5%	389
Incarcerated Jail	68	8.9%	62	340	73.8%	215				408	33.1%	246
Alternative: Probation	120	15.8%	102	69	15.0%	58	1	11.1%	1	190	15.4%	136
Alternative: Cond. Discharged	8	1.1%	7	41	8.9%	25				49	4.0%	27
Alternative Sentence				1	0.2%	1				1	0.1%	1
Pay Fine				1	0.2%	1	5	55.6%	5	6	0.5%	6
Pay Court Cost	1	0.1%	1							1	0.1%	1
Other Penalty	1	0.1%	1	1	0.2%	1	3	33.3%	2	5	0.4%	4
No Sentence	8	1.1%	5	3	0.7%	2				11	0.9%	6
<b>Grand Total</b>	<b>761</b>	<b>100.0%</b>	<b>548</b>	<b>461</b>	<b>100.0%</b>	<b>298</b>	<b>9</b>	<b>100.0%</b>	<b>8</b>	<b>1,231</b>	<b>100.0%</b>	<b>621</b>

27A.460(2) Percentages of fines, imprisonment, or other penalty assessment

Original & Final Plea Type

		GUILTY	NOT GUILTY	UNKNOWN PLEA TYPE	Grand Total
Felony Charges	Original Plea	132 (10.4%)	763 (60.0%)	376 (29.6%)	1,271 (100.0%)
	Final Plea	798 (62.8%)	97 (7.6%)	376 (29.6%)	1,271 (100.0%)
Felony amended to Non-Felony	Original Plea		62 (91.2%)	6 (8.8%)	68 (100.0%)
	Final Plea		62 (91.2%)	6 (8.8%)	68 (100.0%)

27A.460(5) Percentage of pleas as charges

27A.460(6) Percentage of pleas to reduce charges

\* A case may consist of one or multiple convicted charges, the distinct count on cases counts the case only once.

\* Convicted charges, percent of charges and the distinct count of cases are sorted by the highest sentence penalty for each of the convicted charges (Guilty, Guilty - Multiple Counts, Prepayable Citation - Paid or Guilty - Sealed Sentence, Enhanced).



**ADMINISTRATIVE OFFICE OF THE COURTS**  
**Research and Statistics**  
 Annual Report FY 2023  
 Circuit Court - Felony Criminal Cases

**HENDERSON COUNTY**

Cases can have multiple charges which are heard either by a Court Trial, Jury Trial, No Trial or by a combination of trial types. Cases are categorized by how all the charges within the case were disposed. If all charges were disposed by the same trial type, it is counted in the separate category, otherwise, it is counted within the Mixed Trial category. If a charge had no trial type entered or it had No Trial, then it is counted in the No Trial category.

Cases by Trial Type  
 27A.460(7), (8), (9), (10)

	Jury Trial	Mixed Trial	No Trial	Grand Total
Felony Amended to Non-Felony		1 1.82%	54 98.18%	55 100.00%
Felony Charges	4 0.52%	19 2.47%	747 97.01%	770 100.00%
Felony Convictions	3 0.55%	17 3.10%	529 96.36%	549 100.00%

- 27A.460(7) Percentage of disposition to guilty as charged by trial
- 27A.460(8) Percentage of those found guilty of lesser charge by trial
- 27A.460(9) Percentage of cases where jury trial taken
- 27A.460(10) Percentage of trials which are bench (court) trials

Shock Probation by Disposition Type  
 27A.440(3)(b)

	Denied	Granted	Vacated	Grand Total
0026090 SHOCK PROBATION IN FELONY CONVICTIONS	104 28.81%	256 70.91%	1 0.28%	361 100.00%

27A.440(3)(b) Extracted data on shock probation shall be placed in the annual report of the Administrative Office of the Courts

\* A case may consist of one or multiple convicted charges, the distinct count on cases counts the case only once.  
 \* Other Disposition types include: Denied, Extradition, Grand Jury, Granted, Merged, Mistrial, Grand Jury, Other, Remanded, and Sealed Records.



**ADMINISTRATIVE OFFICE OF THE COURTS**  
**Research and Statistics**  
 Annual Report FY 2023  
 Circuit Court - Felony Criminal Cases  
**HENDERSON COUNTY**

**Youthful Offenders**

There were 3 Felony level charges and 0 Non-Felony level charges disposed within 2 Circuit Criminal cases during the fiscal year. Non-Felony charges include Misdemeanor, Violation, Local Ordinance, or Other charges within those cases.

27A.460(11)

	Charges	Cases
Felony	3	2
Felony Amended to Non-Felony	0	0

27A.460(11) The number of juvenile offenders tried as an adult

Of the 3 Felony level charges disposed within the Youthful Offender cases, 1 (33.33%) charges were convicted.

Youthful Offender

	Conviction	Diversion	Grand Total
Felony Charges by Disposition Type	1	2	3

Note: A youth charged prior to their 18th birthday, proceeded against as a youthful offender under KRS 635.020(7) may not be included in the above.

KRS 635.020(7) If a person who is eighteen (18) or older is charged with a felony that occurred prior to their eighteenth birthday, the court shall, upon motion of the county attorney made prior to adjudication and consultation with the Commonwealth's Attorney, the case may proceed in accordance with the provisions of KRS 640.010.

\* A case may consist of one or multiple convicted charges, the distinct count on cases counts the case only once.

\* Other disposition types include: Denied, Extradition, Grand Jury, Granted, Merged, Mistrial, Grand Jury, Other, Remanded, and Sealed Records.

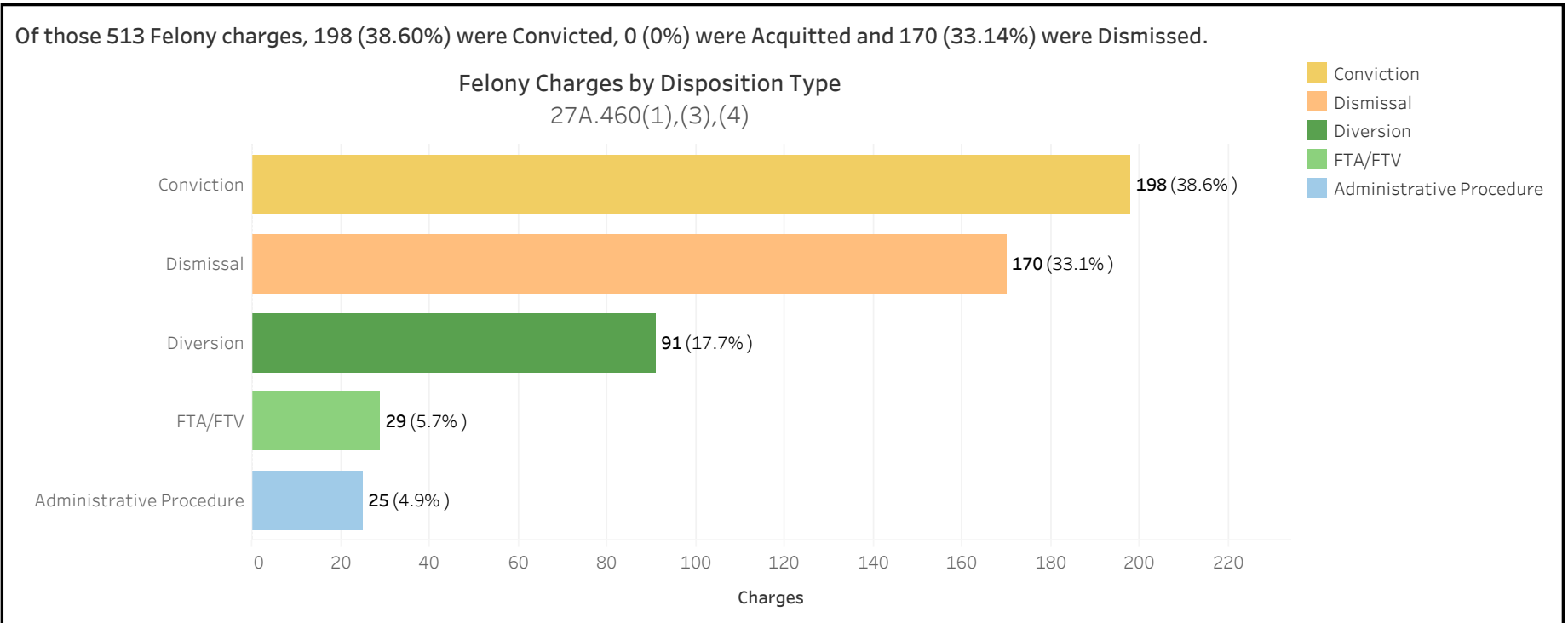


**ADMINISTRATIVE OFFICE OF THE COURTS**  
**Research and Statistics**  
 Annual Report FY 2023  
 Circuit Court - Felony Criminal Cases

**HENRY COUNTY**

There were 513 Felony level charges and 23 Non-Felony level charges disposed within 310 Circuit Criminal cases during the Fiscal Year. Non-Felony charges include Misdemeanor, Violation, Local Ordinance or Other charges within those cases.

		Charges	Cases
HENRY	Felony	513	287
	Felony amended to Non-Felony	23	



27A.460(1) Conviction Percentages  
 27A.460(3) Percentage of Acquittals  
 27A.460(4) Percentage of Dismissals

\* A case may consist of one or multiple convicted charges, the distinct count on cases counts the case only once.  
 \* Other Disposition types include: Denied, Extradition, Grand Jury, Granted, Merged, Mistrial, Grand Jury, Other, Remanded, and Sealed Records.



**ADMINISTRATIVE OFFICE OF THE COURTS**  
**Research and Statistics**  
 Annual Report FY 2023  
 Circuit Court - Felony Criminal Cases

**HENRY COUNTY**

Felony Charges Convicted by Highest Penalty Type

Penalty Type	FELONY			MISDEMEANOR			VIOLATION			Grand Total		
	Charges	% of Chgs	Cases	Charges	% of Chgs	Cases	Charges	% of Chgs	Cases	Charges	% of Chgs	Cases
Incarcerated Prison	48	24.2%	29							48	18.0%	29
Incarcerated Jail	7	3.5%	6	14	20.6%	10				21	7.9%	16
Alternative: Home Incarcerati..	1	0.5%	1	1	1.5%	1				2	0.7%	2
Alternative: Probation	7	3.5%	7							7	2.6%	7
Alternative: Cond. Discharged				20	29.4%	17				20	7.5%	17
Alternative Sentence	121	61.1%	83	12	17.6%	11				133	49.8%	88
Pay Fine				12	17.6%	12	1	100.0%	1	13	4.9%	13
Pay Court Cost	2	1.0%	2							2	0.7%	2
Other Penalty	1	0.5%	1	1	1.5%	1				2	0.7%	2
No Sentence	11	5.6%	10	8	11.8%	7				19	7.1%	12
<b>Grand Total</b>	<b>198</b>	<b>100.0%</b>	<b>135</b>	<b>68</b>	<b>100.0%</b>	<b>57</b>	<b>1</b>	<b>100.0%</b>	<b>1</b>	<b>267</b>	<b>100.0%</b>	<b>164</b>

27A.460(2) Percentages of fines, imprisonment, or other penalty assessment

Original & Final Plea Type

		GUILTY	NOT GUILTY	UNKNOWN PLEA TYPE	Grand Total
Felony Charges	Original Plea	93 (18.1%)	228 (44.4%)	192 (37.4%)	513 (100.0%)
	Final Plea	318 (62.0%)	3 (0.6%)	192 (37.4%)	513 (100.0%)
Felony amended to Non-Felony	Original Plea		1 (4.3%)	22 (95.7%)	23 (100.0%)
	Final Plea	1 (4.3%)		22 (95.7%)	23 (100.0%)

27A.460(5) Percentage of pleas as charges

27A.460(6) Percentage of pleas to reduce charges

\* A case may consist of one or multiple convicted charges, the distinct count on cases counts the case only once.

\* Convicted charges, percent of charges and the distinct count of cases are sorted by the highest sentence penalty for each of the convicted charges (Guilty, Guilty - Multiple Counts, Prepayable Citation - Paid or Guilty - Sealed Sentence, Enhanced).





**ADMINISTRATIVE OFFICE OF THE COURTS**  
**Research and Statistics**  
 Annual Report FY 2023  
 Circuit Court - Felony Criminal Cases

**HENRY COUNTY**

Cases can have multiple charges which are heard either by a Court Trial, Jury Trial, No Trial or by a combination of trial types. Cases are categorized by how all the charges within the case were disposed. If all charges were disposed by the same trial type, it is counted in the separate category, otherwise, it is counted within the Mixed Trial category. If a charge had no trial type entered or it had No Trial, then it is counted in the No Trial category.

Cases by Trial Type  
 27A.460(7), (8), (9), (10)

	Jury Trial	Mixed Trial	No Trial	Grand Total
Felony Amended to Non-Felony			23	23
			100.00%	100.00%
Felony Charges	1	2	284	287
	0.35%	0.70%	98.95%	100.00%
Felony Convictions	1	1	133	135
	0.74%	0.74%	98.52%	100.00%

- 27A.460(7) Percentage of disposition to guilty as charged by trial
- 27A.460(8) Percentage of those found guilty of lesser charge by trial
- 27A.460(9) Percentage of cases where jury trial taken
- 27A.460(10) Percentage of trials which are bench (court) trials

Shock Probation by Disposition Type  
 27A.440(3)(b)

	Denied	Granted	Grand Total
0026090 SHOCK PROBATION IN FELONY CONVICTIONS	2	2	4
	50.00%	50.00%	100.00%

27A.440(3)(b) Extracted data on shock probation shall be placed in the annual report of the Administrative Office of the Courts

\* A case may consist of one or multiple convicted charges, the distinct count on cases counts the case only once.  
 \* Other Disposition types include: Denied, Extradition, Grand Jury, Granted, Merged, Mistrial, Grand Jury, Other, Remanded, and Sealed Records.



**ADMINISTRATIVE OFFICE OF THE COURTS**  
**Research and Statistics**  
 Annual Report FY 2023  
 Circuit Court - Felony Criminal Cases  
**HENRY COUNTY**

**Youthful Offenders**

There were 0 Felony level charges and 0 Non-Felony level charges disposed within 0 Circuit Criminal cases during the fiscal year. Non-Felony charges include Misdemeanor, Violation, Local Ordinance, or Other charges within those cases.

27A.460(11)

	Charges	Cases
Felony		
Felony Amended to Non-Felony		

27A.460(11) The number of juvenile offenders tried as an adult

Of the 0 Felony level charges disposed within the Youthful Offender cases, 0 (None%) charges were convicted.

Youthful Offender

	Grand Total
Felony Charges by Disposition Type	0

Note: A youth charged prior to their 18th birthday, proceeded against as a youthful offender under KRS 635.020(7) may not be included in the above.

KRS 635.020(7) If a person who is eighteen (18) or older is charged with a felony that occurred prior to their eighteenth birthday, the court shall, upon motion of the county attorney made prior to adjudication and consultation with the Commonwealth's Attorney, the case may proceed in accordance with the provisions of KRS 640.010.

\* A case may consist of one or multiple convicted charges, the distinct count on cases counts the case only once.

\* Other disposition types include: Denied, Extradition, Grand Jury, Granted, Merged, Mistrial, Grand Jury, Other, Remanded, and Sealed Records.

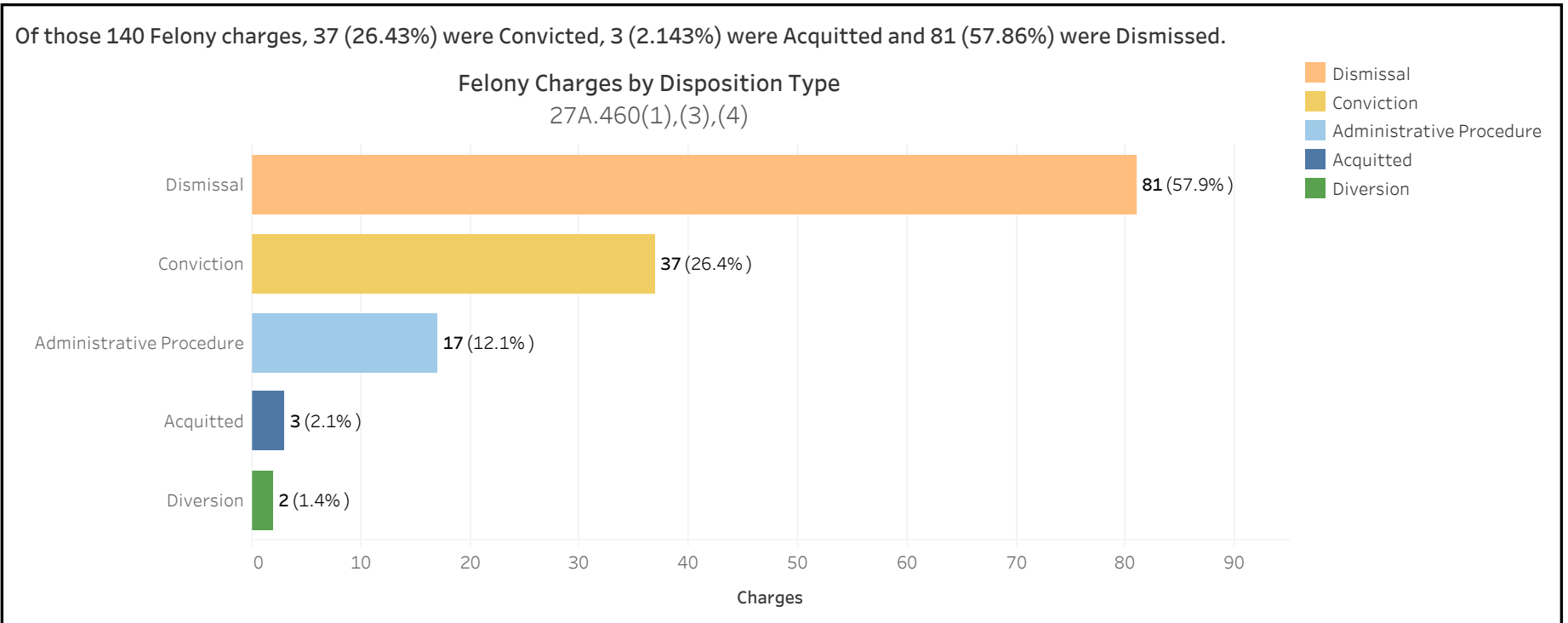


**ADMINISTRATIVE OFFICE OF THE COURTS**  
**Research and Statistics**  
 Annual Report FY 2023  
 Circuit Court - Felony Criminal Cases

**HICKMAN COUNTY**

There were 140 Felony level charges and 10 Non-Felony level charges disposed within 46 Circuit Criminal cases during the Fiscal Year. Non-Felony charges include Misdemeanor, Violation, Local Ordinance or Other charges within those cases.

		Charges	Cases
HICKMAN	Felony	140	38
	Felony amended to Non-Felony	10	



27A.460(1) Conviction Percentages  
 27A.460(3) Percentage of Acquittals  
 27A.460(4) Percentage of Dismissals

\* A case may consist of one or multiple convicted charges, the distinct count on cases counts the case only once.  
 \* Other Disposition types include: Denied, Extradition, Grand Jury, Granted, Merged, Mistrial, Grand Jury, Other, Remanded, and Sealed Records.



**ADMINISTRATIVE OFFICE OF THE COURTS**  
**Research and Statistics**  
 Annual Report FY 2023  
 Circuit Court - Felony Criminal Cases

**HICKMAN COUNTY**

Felony Charges Convicted by Highest Penalty Type

Penalty Type	FELONY			MISDEMEANOR			VIOLATION			Grand Total		
	Charges	% of Chgs	Cases	Charges	% of Chgs	Cases	Charges	% of Chgs	Cases	Charges	% of Chgs	Cases
Incarcerated Prison	20	54.1%	8							20	27.0%	8
Incarcerated Jail	1	2.7%	1	9	25.0%	6				10	13.5%	7
Alternative: Probation	2	5.4%	2	1	2.8%	1				3	4.1%	2
Alternative: Cond. Discharged	14	37.8%	10	26	72.2%	15				40	54.1%	16
Pay Fine							1	100.0%	1	1	1.4%	1
<b>Grand Total</b>	<b>37</b>	<b>100.0%</b>	<b>19</b>	<b>36</b>	<b>100.0%</b>	<b>21</b>	<b>1</b>	<b>100.0%</b>	<b>1</b>	<b>74</b>	<b>100.0%</b>	<b>25</b>

27A.460(2) Percentages of fines, imprisonment, or other penalty assessment

Original & Final Plea Type

		GUILTY	NOT GUILTY	UNKNOWN PLEA TYPE	Grand Total
Felony Charges	Original Plea	7 (5.0%)	30 (21.4%)	103 (73.6%)	140 (100.0%)
	Final Plea	29 (20.7%)	8 (5.7%)	103 (73.6%)	140 (100.0%)
Felony amended to Non-Felony	Original Plea			10 (100.0%)	10 (100.0%)
	Final Plea			10 (100.0%)	10 (100.0%)

27A.460(5) Percentage of pleas as charges

27A.460(6) Percentage of pleas to reduce charges

\* A case may consist of one or multiple convicted charges, the distinct count on cases counts the case only once.

\* Convicted charges, percent of charges and the distinct count of cases are sorted by the highest sentence penalty for each of the convicted charges (Guilty, Guilty - Multiple Counts, Prepayable Citation - Paid or Guilty - Sealed Sentence, Enhanced).



**ADMINISTRATIVE OFFICE OF THE COURTS**  
**Research and Statistics**  
 Annual Report FY 2023  
 Circuit Court - Felony Criminal Cases

**HICKMAN COUNTY**

Cases can have multiple charges which are heard either by a Court Trial, Jury Trial, No Trial or by a combination of trial types. Cases are categorized by how all the charges within the case were disposed. If all charges were disposed by the same trial type, it is counted in the separate category, otherwise, it is counted within the Mixed Trial category. If a charge had no trial type entered or it had No Trial, then it is counted in the No Trial category.

Cases by Trial Type  
 27A.460(7), (8), (9), (10)

	Jury Trial	Mixed Trial	No Trial	Grand Total
Felony Amended to Non-Felony			8 100.00%	8 100.00%
Felony Charges	1 2.63%	5 13.16%	32 84.21%	38 100.00%
Felony Convictions		3 15.79%	16 84.21%	19 100.00%

- 27A.460(7) Percentage of disposition to guilty as charged by trial
- 27A.460(8) Percentage of those found guilty of lesser charge by trial
- 27A.460(9) Percentage of cases where jury trial taken
- 27A.460(10) Percentage of trials which are bench (court) trials

Shock Probation by Disposition Type  
 27A.440(3)(b)

	Denied	Granted	Vacated	Grand Total
0026090 SHOCK PROBATION IN FELONY CONVICTIONS	8 47.06%	7 41.18%	2 11.76%	17 100.00%

27A.440(3)(b) Extracted data on shock probation shall be placed in the annual report of the Administrative Office of the Courts

\* A case may consist of one or multiple convicted charges, the distinct count on cases counts the case only once.  
 \* Other Disposition types include: Denied, Extradition, Grand Jury, Granted, Merged, Mistrial, Grand Jury, Other, Remanded, and Sealed Records.



**ADMINISTRATIVE OFFICE OF THE COURTS**  
**Research and Statistics**  
 Annual Report FY 2023  
 Circuit Court - Felony Criminal Cases  
**HICKMAN COUNTY**

### Youthful Offenders

There were 0 Felony level charges and 0 Non-Felony level charges disposed within 0 Circuit Criminal cases during the fiscal year. Non-Felony charges include Misdemeanor, Violation, Local Ordinance, or Other charges within those cases.

27A.460(11)

	Charges	Cases
Felony		
Felony Amended to Non-Felony		

27A.460(11) The number of juvenile offenders tried as an adult

Of the 0 Felony level charges disposed within the Youthful Offender cases, 0 (None%) charges were convicted.

Youthful Offender

		Grand Total
Felony Charges by Disposition Type	0	0

Note: A youth charged prior to their 18th birthday, proceeded against as a youthful offender under KRS 635.020(7) may not be included in the above.

KRS 635.020(7) If a person who is eighteen (18) or older is charged with a felony that occurred prior to their eighteenth birthday, the court shall, upon motion of the county attorney made prior to adjudication and consultation with the Commonwealth's Attorney, the case may proceed in accordance with the provisions of KRS 640.010.

\* A case may consist of one or multiple convicted charges, the distinct count on cases counts the case only once.

\* Other disposition types include: Denied, Extradition, Grand Jury, Granted, Merged, Mistrial, Grand Jury, Other, Remanded, and Sealed Records.

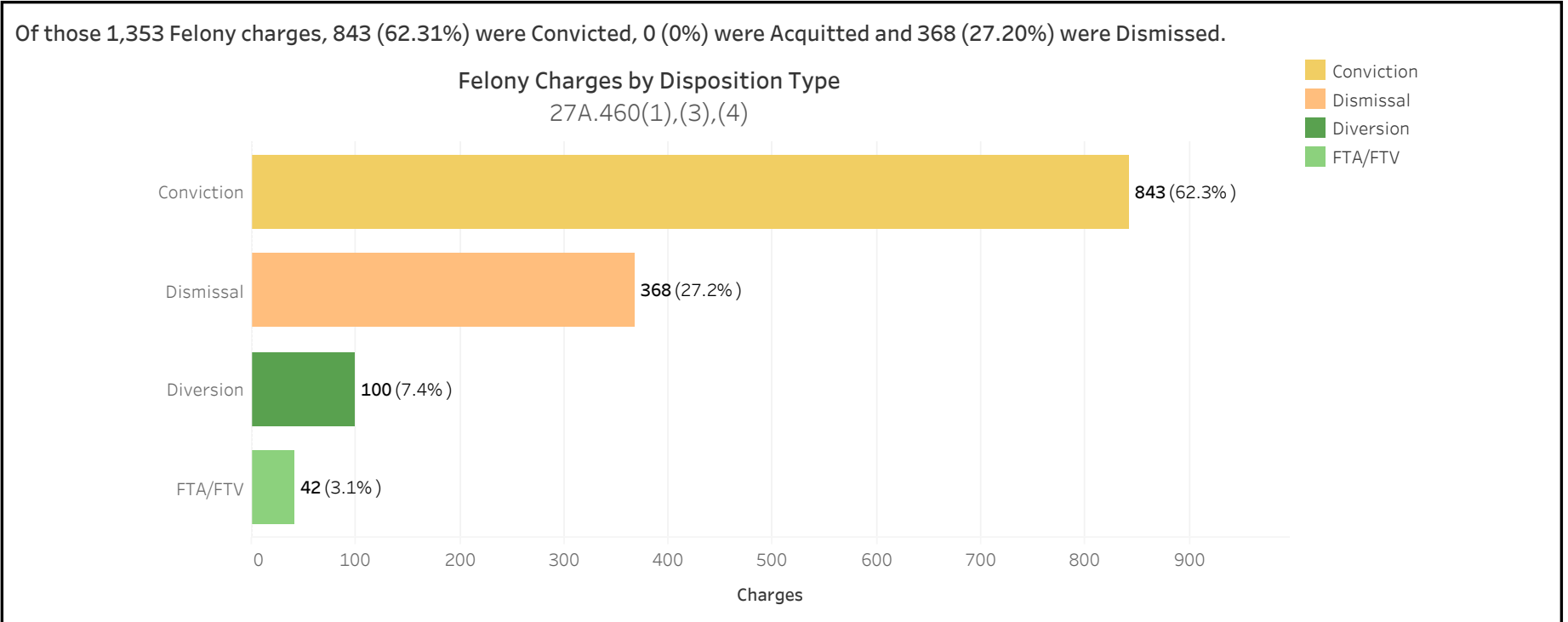


**ADMINISTRATIVE OFFICE OF THE COURTS**  
**Research and Statistics**  
 Annual Report FY 2023  
 Circuit Court - Felony Criminal Cases

**HOPKINS COUNTY**

There were 1,353 Felony level charges and 48 Non-Felony level charges disposed within 672 Circuit Criminal cases during the Fiscal Year. Non-Felony charges include Misdemeanor, Violation, Local Ordinance or Other charges within those cases.

		Charges	Cases
HOPKINS	Felony	1,353	636
	Felony amended to Non-Felony	48	



27A.460(1) Conviction Percentages  
 27A.460(3) Percentage of Acquittals  
 27A.460(4) Percentage of Dismissals

\* A case may consist of one or multiple convicted charges, the distinct count on cases counts the case only once.  
 \* Other Disposition types include: Denied, Extradition, Grand Jury, Granted, Merged, Mistrial, Grand Jury, Other, Remanded, and Sealed Records.



**ADMINISTRATIVE OFFICE OF THE COURTS**  
**Research and Statistics**  
 Annual Report FY 2023  
 Circuit Court - Felony Criminal Cases

**HOPKINS COUNTY**

Felony Charges Convicted by Highest Penalty Type

Penalty Type	FELONY			MISDEMEANOR			Grand Total		
	Charges	% of Chgs	Cases	Charges	% of Chgs	Cases	Charges	% of Chgs	Cases
Incarcerated Prison	314	37.9%	106	1	0.2%	1	315	22.4%	106
Incarcerated Jail	33	4.0%	25	153	26.4%	90	186	13.2%	99
Alternative: Probation	477	57.5%	290	383	66.0%	212	860	61.0%	313
Alternative: Cond. Discharged				3	0.5%	3	3	0.2%	3
Alternative Sentence				37	6.4%	37	37	2.6%	37
Pay Fine				2	0.3%	2	2	0.1%	2
Pay Court Cost				1	0.2%	1	1	0.1%	1
No Sentence	5	0.6%	5				5	0.4%	5
<b>Grand Total</b>	<b>829</b>	<b>100.0%</b>	<b>422</b>	<b>580</b>	<b>100.0%</b>	<b>319</b>	<b>1,409</b>	<b>100.0%</b>	<b>470</b>

27A.460(2) Percentages of fines, imprisonment, or other penalty assessment

Original & Final Plea Type

		GUILTY	NOT GUILTY	UNKNOWN PLEA TYPE	Grand Total
Felony Charges	Original Plea		10 (0.7%)	1,343 (99.3%)	1,353 (100.0%)
	Final Plea	10 (0.7%)		1,343 (99.3%)	1,353 (100.0%)
Felony amended to Non-Felony	Original Plea			48 (100.0%)	48 (100.0%)
	Final Plea			48 (100.0%)	48 (100.0%)

27A.460(5) Percentage of pleas as charges

27A.460(6) Percentage of pleas to reduce charges

\* A case may consist of one or multiple convicted charges, the distinct count on cases counts the case only once.

\* Convicted charges, percent of charges and the distinct count of cases are sorted by the highest sentence penalty for each of the convicted charges (Guilty, Guilty - Multiple Counts, Prepayable Citation - Paid or Guilty - Sealed Sentence, Enhanced).





**ADMINISTRATIVE OFFICE OF THE COURTS**  
**Research and Statistics**  
 Annual Report FY 2023  
 Circuit Court - Felony Criminal Cases

**HOPKINS COUNTY**

Cases can have multiple charges which are heard either by a Court Trial, Jury Trial, No Trial or by a combination of trial types. Cases are categorized by how all the charges within the case were disposed. If all charges were disposed by the same trial type, it is counted in the separate category, otherwise, it is counted within the Mixed Trial category. If a charge had no trial type entered or it had No Trial, then it is counted in the No Trial category.

Cases by Trial Type  
 27A.460(7), (8), (9), (10)

	Mixed Trial	No Trial	Grand Total
Felony Amended to Non-Felony	2 5.56%	34 94.44%	36 100.00%
Felony Charges	42 6.60%	594 93.40%	636 100.00%
Felony Convictions	41 9.69%	382 90.31%	423 100.00%

27A.460(7) Percentage of disposition to guilty as charged by trial  
 27A.460(8) Percentage of those found guilty of lesser charge by trial  
 27A.460(9) Percentage of cases where jury trial taken  
 27A.460(10) Percentage of trials which are bench (court) trials

Shock Probation by Disposition Type  
 27A.440(3)(b)

	Denied	Granted	Grand Total
0026090 SHOCK PROBATION IN FELONY CONVICTIONS	174 98.31%	3 1.69%	177 100.00%
0026100 SHOCK PROBATION IN MISDEMEANOR CONVICTIONS		1 100.00%	1 100.00%

27A.440(3)(b) Extracted data on shock probation shall be placed in the annual report of the Administrative Office of the Courts

\* A case may consist of one or multiple convicted charges, the distinct count on cases counts the case only once.

\* Other Disposition types include: Denied, Extradition, Grand Jury, Granted, Merged, Mistrial, Grand Jury, Other, Remanded, and Sealed Records.



**ADMINISTRATIVE OFFICE OF THE COURTS**  
**Research and Statistics**  
 Annual Report FY 2023  
 Circuit Court - Felony Criminal Cases  
**HOPKINS COUNTY**

### Youthful Offenders

There were 0 Felony level charges and 0 Non-Felony level charges disposed within 0 Circuit Criminal cases during the fiscal year. Non-Felony charges include Misdemeanor, Violation, Local Ordinance, or Other charges within those cases.

27A.460(11)

	Charges	Cases
Felony		
Felony Amended to Non-Felony		

27A.460(11) The number of juvenile offenders tried as an adult

Of the 0 Felony level charges disposed within the Youthful Offender cases, 0 (None%) charges were convicted.

Youthful Offender

		Grand Total
Felony Charges by Disposition Type	0	0

Note: A youth charged prior to their 18th birthday, proceeded against as a youthful offender under KRS 635.020(7) may not be included in the above.

KRS 635.020(7) If a person who is eighteen (18) or older is charged with a felony that occurred prior to their eighteenth birthday, the court shall, upon motion of the county attorney made prior to adjudication and consultation with the Commonwealth's Attorney, the case may proceed in accordance with the provisions of KRS 640.010.

\* A case may consist of one or multiple convicted charges, the distinct count on cases counts the case only once.

\* Other disposition types include: Denied, Extradition, Grand Jury, Granted, Merged, Mistrial, Grand Jury, Other, Remanded, and Sealed Records.

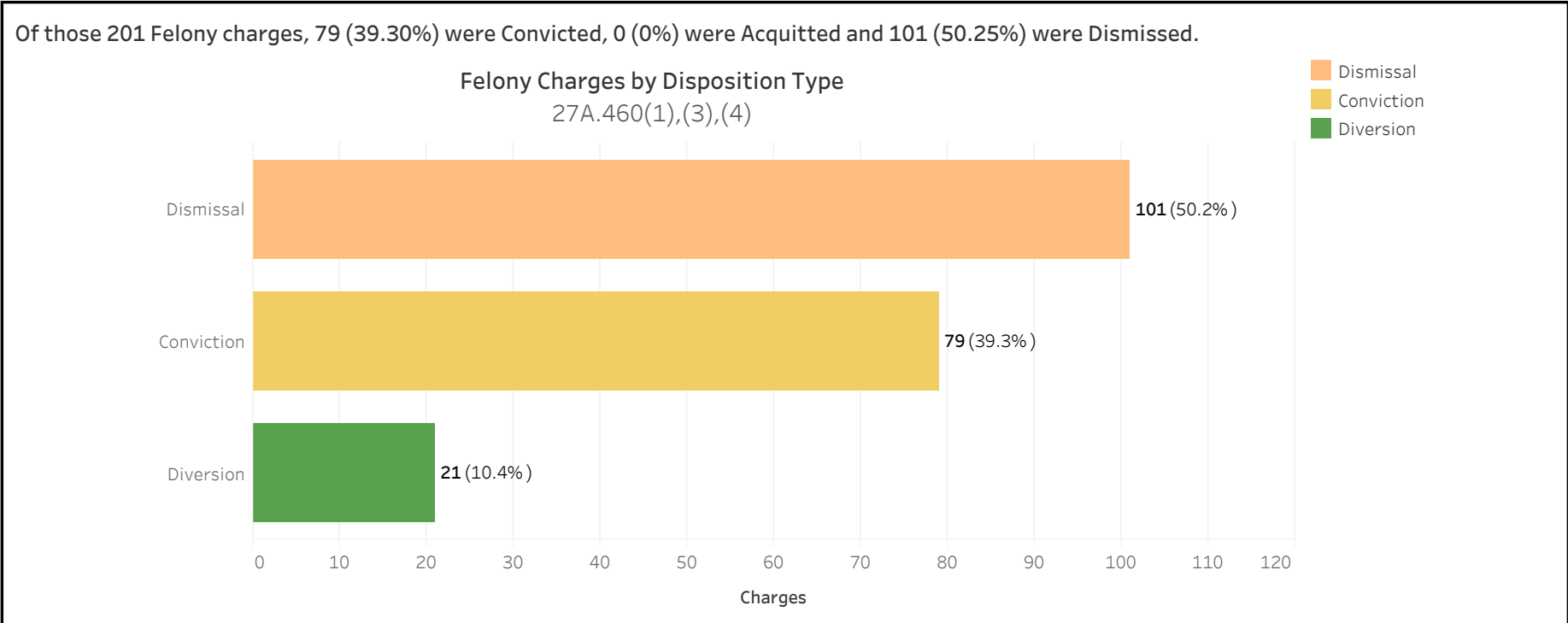


**ADMINISTRATIVE OFFICE OF THE COURTS**  
**Research and Statistics**  
 Annual Report FY 2023  
 Circuit Court - Felony Criminal Cases

**JACKSON COUNTY**

There were 201 Felony level charges and 7 Non-Felony level charges disposed within 117 Circuit Criminal cases during the Fiscal Year. Non-Felony charges include Misdemeanor, Violation, Local Ordinance or Other charges within those cases.

		Charges	Cases
JACKSON	Felony	201	110
	Felony amended to Non-Felony	7	



27A.460(1) Conviction Percentages  
 27A.460(3) Percentage of Acquittals  
 27A.460(4) Percentage of Dismissals

\* A case may consist of one or multiple convicted charges, the distinct count on cases counts the case only once.  
 \* Other Disposition types include: Denied, Extradition, Grand Jury, Granted, Merged, Mistrial, Grand Jury, Other, Remanded, and Sealed Records.



**ADMINISTRATIVE OFFICE OF THE COURTS**  
**Research and Statistics**  
 Annual Report FY 2023  
 Circuit Court - Felony Criminal Cases

**JACKSON COUNTY**

Felony Charges Convicted by Highest Penalty Type

Penalty Type	FELONY			MISDEMEANOR			Grand Total		
	Charges	% of Chgs	Cases	Charges	% of Chgs	Cases	Charges	% of Chgs	Cases
Incarcerated Prison	40	50.6%	24	2	13.3%	2	42	44.7%	24
Incarcerated Jail	11	13.9%	11	7	46.7%	6	18	19.1%	16
Alternative: Probation	26	32.9%	24	4	26.7%	4	30	31.9%	28
Pay Fine				2	13.3%	2	2	2.1%	2
Other Penalty	1	1.3%	1				1	1.1%	1
No Sentence	1	1.3%	1				1	1.1%	1
<b>Grand Total</b>	<b>79</b>	<b>100.0%</b>	<b>60</b>	<b>15</b>	<b>100.0%</b>	<b>13</b>	<b>94</b>	<b>100.0%</b>	<b>66</b>

27A.460(2) Percentages of fines, imprisonment, or other penalty assessment

Original & Final Plea Type

		GUILTY	NOT GUILTY	UNKNOWN PLEA TYPE	Grand Total
Felony Charges	Original Plea	15 (7.5%)	69 (34.3%)	117 (58.2%)	201 (100.0%)
	Final Plea	84 (41.8%)		117 (58.2%)	201 (100.0%)
Felony amended to Non-Felony	Original Plea		3 (42.9%)	4 (57.1%)	7 (100.0%)
	Final Plea	3 (42.9%)		4 (57.1%)	7 (100.0%)

27A.460(5) Percentage of pleas as charges

27A.460(6) Percentage of pleas to reduce charges

\* A case may consist of one or multiple convicted charges, the distinct count on cases counts the case only once.

\* Convicted charges, percent of charges and the distinct count of cases are sorted by the highest sentence penalty for each of the convicted charges (Guilty, Guilty - Multiple Counts, Prepayable Citation - Paid or Guilty - Sealed Sentence, Enhanced).



**ADMINISTRATIVE OFFICE OF THE COURTS**  
**Research and Statistics**  
 Annual Report FY 2023  
 Circuit Court - Felony Criminal Cases

**JACKSON COUNTY**

Cases can have multiple charges which are heard either by a Court Trial, Jury Trial, No Trial or by a combination of trial types. Cases are categorized by how all the charges within the case were disposed. If all charges were disposed by the same trial type, it is counted in the separate category, otherwise, it is counted within the Mixed Trial category. If a charge had no trial type entered or it had No Trial, then it is counted in the No Trial category.

Cases by Trial Type  
 27A.460(7), (8), (9), (10)

	Mixed Trial	No Trial	Grand Total
Felony Amended to Non-Felony		7	7
		100.00%	100.00%
Felony Charges	1	109	110
	0.91%	99.09%	100.00%
Felony Convictions	1	59	60
	1.67%	98.33%	100.00%

- 27A.460(7) Percentage of disposition to guilty as charged by trial
- 27A.460(8) Percentage of those found guilty of lesser charge by trial
- 27A.460(9) Percentage of cases where jury trial taken
- 27A.460(10) Percentage of trials which are bench (court) trials

Shock Probation by Disposition Type  
 27A.440(3)(b)

	Denied	Granted	Grand Total
0026090 SHOCK PROBATION IN FELONY CONVICTIONS	4	5	9
	44.44%	55.56%	100.00%

27A.440(3)(b) Extracted data on shock probation shall be placed in the annual report of the Administrative Office of the Courts

\* A case may consist of one or multiple convicted charges, the distinct count on cases counts the case only once.  
 \* Other Disposition types include: Denied, Extradition, Grand Jury, Granted, Merged, Mistrial, Grand Jury, Other, Remanded, and Sealed Records.



**ADMINISTRATIVE OFFICE OF THE COURTS**  
**Research and Statistics**  
 Annual Report FY 2023  
 Circuit Court - Felony Criminal Cases  
**JACKSON COUNTY**

### Youthful Offenders

There were 0 Felony level charges and 0 Non-Felony level charges disposed within 0 Circuit Criminal cases during the fiscal year. Non-Felony charges include Misdemeanor, Violation, Local Ordinance, or Other charges within those cases.

27A.460(11)

	Charges	Cases
Felony		
Felony Amended to Non-Felony		

27A.460(11) The number of juvenile offenders tried as an adult

Of the 0 Felony level charges disposed within the Youthful Offender cases, 0 (None%) charges were convicted.

Youthful Offender

		Grand Total
Felony Charges by Disposition Type	0	0

Note: A youth charged prior to their 18th birthday, proceeded against as a youthful offender under KRS 635.020(7) may not be included in the above.

KRS 635.020(7) If a person who is eighteen (18) or older is charged with a felony that occurred prior to their eighteenth birthday, the court shall, upon motion of the county attorney made prior to adjudication and consultation with the Commonwealth's Attorney, the case may proceed in accordance with the provisions of KRS 640.010.

\* A case may consist of one or multiple convicted charges, the distinct count on cases counts the case only once.

\* Other disposition types include: Denied, Extradition, Grand Jury, Granted, Merged, Mistrial, Grand Jury, Other, Remanded, and Sealed Records.

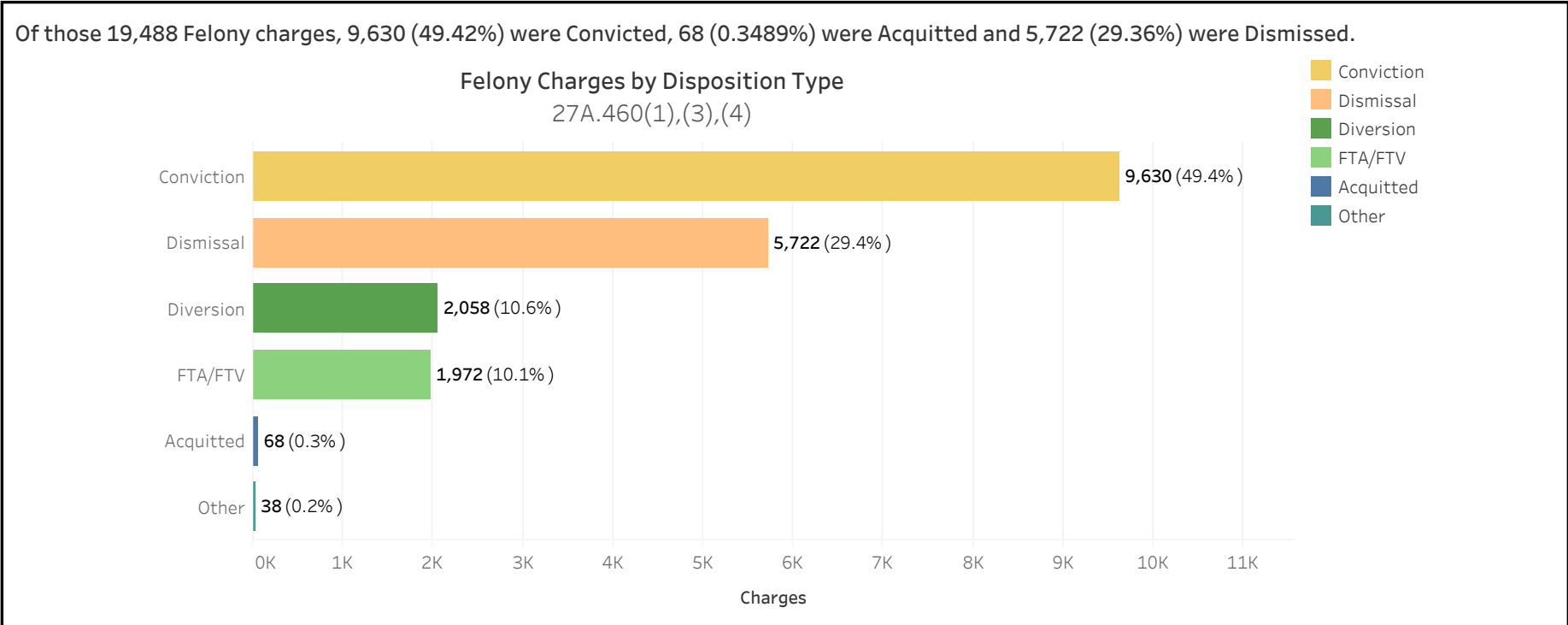


**ADMINISTRATIVE OFFICE OF THE COURTS**  
**Research and Statistics**  
 Annual Report FY 2023  
 Circuit Court - Felony Criminal Cases

**JEFFERSON COUNTY**

There were 19,488 Felony level charges and 988 Non-Felony level charges disposed within 8,114 Circuit Criminal cases during the Fiscal Year. Non-Felony charges include Misdemeanor, Violation, Local Ordinance or Other charges within those cases.

		Charges	Cases
JEFFERSON	Felony	19,488	7,422
	Felony amended to Non-Felony	988	



27A.460(1) Conviction Percentages  
 27A.460(3) Percentage of Acquittals  
 27A.460(4) Percentage of Dismissals

\* A case may consist of one or multiple convicted charges, the distinct count on cases counts the case only once.  
 \* Other Disposition types include: Denied, Extradition, Grand Jury, Granted, Merged, Mistrial, Grand Jury, Other, Remanded, and Sealed Records.



**ADMINISTRATIVE OFFICE OF THE COURTS**  
**Research and Statistics**  
 Annual Report FY 2023  
 Circuit Court - Felony Criminal Cases

**JEFFERSON COUNTY**

Felony Charges Convicted by Highest Penalty Type

Penalty Type	FELONY			MISDEMEANOR			VIOLATION			Grand Total		
	Charges	% of Chgs	Cases	Charges	% of Chgs	Cases	Charges	% of Chgs	Cases	Charges	% of Chgs	Cases
Incarcerated Prison	2,236	46.7%	752	31	1.6%	25	3	1.2%	2	2,270	32.3%	755
Incarcerated Jail	570	11.9%	299	750	38.1%	435	4	1.6%	4	1,324	18.9%	622
Alternative: Home Incarcerati..	1	0.0%	1	3	0.2%	2				4	0.1%	3
Alternative: Probation	1,870	39.0%	885	704	35.8%	386	4	1.6%	4	2,578	36.7%	931
Alternative: Cond. Discharged	22	0.5%	17	398	20.2%	205	3	1.2%	3	423	6.0%	215
Alternative Sentence	2	0.0%	2	10	0.5%	9	35	13.6%	29	47	0.7%	39
Pay Fine				18	0.9%	15	174	67.4%	113	192	2.7%	123
Pay Court Cost							5	1.9%	5	5	0.1%	5
Other Penalty	23	0.5%	18	26	1.3%	16	22	8.5%	18	71	1.0%	47
No Sentence	69	1.4%	36	27	1.4%	16	8	3.1%	6	104	1.5%	49
<b>Grand Total</b>	<b>4,793</b>	<b>100.0%</b>	<b>1,926</b>	<b>1,967</b>	<b>100.0%</b>	<b>1,078</b>	<b>258</b>	<b>100.0%</b>	<b>183</b>	<b>7,018</b>	<b>100.0%</b>	<b>2,252</b>

27A.460(2) Percentages of fines, imprisonment, or other penalty assessment

Original & Final Plea Type

Felony Charges		GUILTY	NOT GUILTY	UNKNOWN PLEA TYPE	Grand Total
		Original Plea	2,430 (12.5%)	10,248 (52.6%)	6,810 (34.9%)
Final Plea		10,978 (56.3%)	1,700 (8.7%)	6,810 (34.9%)	19,488 (100.0%)
Felony amended to Non-Felony	Original Plea	4 (0.4%)	316 (32.0%)	668 (67.6%)	988 (100.0%)
	Final Plea	28 (2.8%)	292 (29.6%)	668 (67.6%)	988 (100.0%)

27A.460(5) Percentage of pleas as charges

27A.460(6) Percentage of pleas to reduce charges

\* A case may consist of one or multiple convicted charges, the distinct count on cases counts the case only once.

\* Convicted charges, percent of charges and the distinct count of cases are sorted by the highest sentence penalty for each of the convicted charges (Guilty, Guilty - Multiple Counts, Prepayable Citation - Paid or Guilty - Sealed Sentence, Enhanced).





**ADMINISTRATIVE OFFICE OF THE COURTS**  
**Research and Statistics**  
 Annual Report FY 2023  
 Circuit Court - Felony Criminal Cases

**JEFFERSON COUNTY**

Cases can have multiple charges which are heard either by a Court Trial, Jury Trial, No Trial or by a combination of trial types. Cases are categorized by how all the charges within the case were disposed. If all charges were disposed by the same trial type, it is counted in the separate category, otherwise, it is counted within the Mixed Trial category. If a charge had no trial type entered or it had No Trial, then it is counted in the No Trial category.

Cases by Trial Type  
 27A.460(7), (8), (9), (10)

	Court Trial	Jury Trial	Mixed Trial	No Trial	Grand Total
Felony Amended to Non-Felony		2 0.29%	20 2.89%	670 96.82%	692 100.00%
Felony Charges	2 0.03%	42 0.57%	276 3.72%	7,102 95.69%	7,422 100.00%
Felony Convictions		22 0.57%	218 5.63%	3,632 93.80%	3,872 100.00%

27A.460(7) Percentage of disposition to guilty as charged by trial  
 27A.460(8) Percentage of those found guilty of lesser charge by trial  
 27A.460(9) Percentage of cases where jury trial taken  
 27A.460(10) Percentage of trials which are bench (court) trials

Shock Probation by Disposition Type  
 27A.440(3)(b)

	Denied	Granted	Vacated	Withdrawn	Other	Grand Total
0026090 SHOCK PROBATION IN FELONY CONVICTIONS	296 32.60%	520 57.27%	26 2.86%	54 5.95%	12 1.32%	908 100.00%

27A.440(3)(b) Extracted data on shock probation shall be placed in the annual report of the Administrative Office of the Courts

\* A case may consist of one or multiple convicted charges, the distinct count on cases counts the case only once.

\* Other Disposition types include: Denied, Extradition, Grand Jury, Granted, Merged, Mistrial, Grand Jury, Other, Remanded, and Sealed Records.



**ADMINISTRATIVE OFFICE OF THE COURTS**  
**Research and Statistics**  
 Annual Report FY 2023  
 Circuit Court - Felony Criminal Cases  
**JEFFERSON COUNTY**

### Youthful Offenders

There were 282 Felony level charges and 0 Non-Felony level charges disposed within 64 Circuit Criminal cases during the fiscal year. Non-Felony charges include Misdemeanor, Violation, Local Ordinance, or Other charges within those cases.

27A.460(11)

	Charges	Cases
Felony	282	64
Felony Amended to Non-Felony	0	0

27A.460(11) The number of juvenile offenders tried as an adult

Of the 282 Felony level charges disposed within the Youthful Offender cases, 164 (58.16%) charges were convicted.

Youthful Offender

	Conviction	Dismissal	Diversion	FTA/FTV	Grand Total
Felony Charges by Disposition Type	164	52	62	4	282

Note: A youth charged prior to their 18th birthday, proceeded against as a youthful offender under KRS 635.020(7) may not be included in the above.

KRS 635.020(7) If a person who is eighteen (18) or older is charged with a felony that occurred prior to their eighteenth birthday, the court shall, upon motion of the county attorney made prior to adjudication and consultation with the Commonwealth's Attorney, the case may proceed in accordance with the provisions of KRS 640.010.

\* A case may consist of one or multiple convicted charges, the distinct count on cases counts the case only once.

\* Other disposition types include: Denied, Extradition, Grand Jury, Granted, Merged, Mistrial, Grand Jury, Other, Remanded, and Sealed Records.

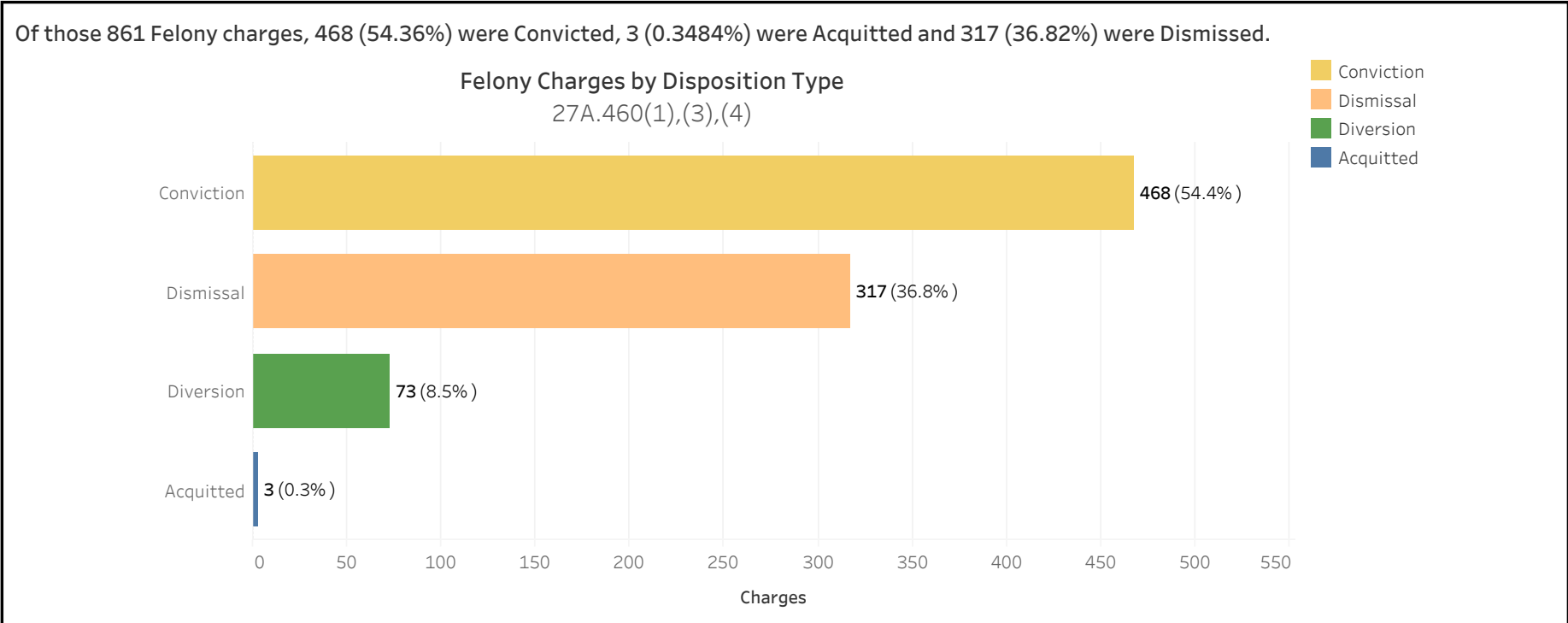


**ADMINISTRATIVE OFFICE OF THE COURTS**  
**Research and Statistics**  
 Annual Report FY 2023  
 Circuit Court - Felony Criminal Cases

**JESSAMINE COUNTY**

There were 861 Felony level charges and 79 Non-Felony level charges disposed within 534 Circuit Criminal cases during the Fiscal Year. Non-Felony charges include Misdemeanor, Violation, Local Ordinance or Other charges within those cases.

		Charges	Cases
JESSAMINE	Felony	861	472
	Felony amended to Non-Felony	79	



27A.460(1) Conviction Percentages  
 27A.460(3) Percentage of Acquittals  
 27A.460(4) Percentage of Dismissals

\* A case may consist of one or multiple convicted charges, the distinct count on cases counts the case only once.  
 \* Other Disposition types include: Denied, Extradition, Grand Jury, Granted, Merged, Mistrial, Grand Jury, Other, Remanded, and Sealed Records.



**ADMINISTRATIVE OFFICE OF THE COURTS**  
**Research and Statistics**  
 Annual Report FY 2023  
 Circuit Court - Felony Criminal Cases

**JESSAMINE COUNTY**

Felony Charges Convicted by Highest Penalty Type

Penalty Type	FELONY			MISDEMEANOR			VIOLATION			Grand Total		
	Charges	% of Chgs	Cases	Charges	% of Chgs	Cases	Charges	% of Chgs	Cases	Charges	% of Chgs	Cases
Incarcerated Prison	55	12.0%	39	1	0.4%	1				56	7.6%	40
Incarcerated Jail	28	6.1%	22	38	13.7%	26	1	20.0%	1	67	9.0%	40
Alternative: Probation	370	80.6%	223	167	60.3%	99	2	40.0%	2	539	72.7%	249
Alternative: Cond. Discharged	2	0.4%	2	48	17.3%	30	1	20.0%	1	51	6.9%	32
Pay Fine				16	5.8%	16				16	2.2%	16
Pay Court Cost	1	0.2%	1	2	0.7%	2				3	0.4%	3
Other Penalty	2	0.4%	2	2	0.7%	2	1	20.0%	1	5	0.7%	4
No Sentence	1	0.2%	1	3	1.1%	2				4	0.5%	3
<b>Grand Total</b>	<b>459</b>	<b>100.0%</b>	<b>280</b>	<b>277</b>	<b>100.0%</b>	<b>160</b>	<b>5</b>	<b>100.0%</b>	<b>5</b>	<b>741</b>	<b>100.0%</b>	<b>346</b>

27A.460(2) Percentages of fines, imprisonment, or other penalty assessment

Original & Final Plea Type

		GUILTY	NOT GUILTY	UNKNOWN PLEA TYPE	Grand Total
Felony Charges	Original Plea	3 (0.3%)	497 (57.7%)	361 (41.9%)	861 (100.0%)
	Final Plea	472 (54.8%)	28 (3.3%)	361 (41.9%)	861 (100.0%)
Felony amended to Non-Felony	Original Plea		4 (5.1%)	75 (94.9%)	79 (100.0%)
	Final Plea	3 (3.8%)	1 (1.3%)	75 (94.9%)	79 (100.0%)

27A.460(5) Percentage of pleas as charges

27A.460(6) Percentage of pleas to reduce charges

\* A case may consist of one or multiple convicted charges, the distinct count on cases counts the case only once.

\* Convicted charges, percent of charges and the distinct count of cases are sorted by the highest sentence penalty for each of the convicted charges (Guilty, Guilty - Multiple Counts, Prepayable Citation - Paid or Guilty - Sealed Sentence, Enhanced).



**ADMINISTRATIVE OFFICE OF THE COURTS**  
**Research and Statistics**  
 Annual Report FY 2023  
 Circuit Court - Felony Criminal Cases

**JESSAMINE COUNTY**

Cases can have multiple charges which are heard either by a Court Trial, Jury Trial, No Trial or by a combination of trial types. Cases are categorized by how all the charges within the case were disposed. If all charges were disposed by the same trial type, it is counted in the separate category, otherwise, it is counted within the Mixed Trial category. If a charge had no trial type entered or it had No Trial, then it is counted in the No Trial category.

Cases by Trial Type  
 27A.460(7), (8), (9), (10)

	Jury Trial	Mixed Trial	No Trial	Grand Total
Felony Amended to Non-Felony		3 4.84%	59 95.16%	62 100.00%
Felony Charges	2 0.42%	42 8.90%	428 90.68%	472 100.00%
Felony Convictions	1 0.36%	34 12.14%	245 87.50%	280 100.00%

- 27A.460(7) Percentage of disposition to guilty as charged by trial
- 27A.460(8) Percentage of those found guilty of lesser charge by trial
- 27A.460(9) Percentage of cases where jury trial taken
- 27A.460(10) Percentage of trials which are bench (court) trials

Shock Probation by Disposition Type  
 27A.440(3)(b)

	Denied	Granted	Grand Total
0026090 SHOCK PROBATION IN FELONY CONVICTIONS	1 14.29%	6 85.71%	7 100.00%

27A.440(3)(b) Extracted data on shock probation shall be placed in the annual report of the Administrative Office of the Courts

\* A case may consist of one or multiple convicted charges, the distinct count on cases counts the case only once.  
 \* Other Disposition types include: Denied, Extradition, Grand Jury, Granted, Merged, Mistrial, Grand Jury, Other, Remanded, and Sealed Records.



**ADMINISTRATIVE OFFICE OF THE COURTS**  
**Research and Statistics**  
 Annual Report FY 2023  
 Circuit Court - Felony Criminal Cases  
**JESSAMINE COUNTY**

### Youthful Offenders

There were 0 Felony level charges and 0 Non-Felony level charges disposed within 0 Circuit Criminal cases during the fiscal year. Non-Felony charges include Misdemeanor, Violation, Local Ordinance, or Other charges within those cases.

27A.460(11)

	Charges	Cases
Felony		
Felony Amended to Non-Felony		

27A.460(11) The number of juvenile offenders tried as an adult

Of the 0 Felony level charges disposed within the Youthful Offender cases, 0 (None%) charges were convicted.

Youthful Offender

		Grand Total
Felony Charges by Disposition Type	0	0

Note: A youth charged prior to their 18th birthday, proceeded against as a youthful offender under KRS 635.020(7) may not be included in the above.

KRS 635.020(7) If a person who is eighteen (18) or older is charged with a felony that occurred prior to their eighteenth birthday, the court shall, upon motion of the county attorney made prior to adjudication and consultation with the Commonwealth's Attorney, the case may proceed in accordance with the provisions of KRS 640.010.

\* A case may consist of one or multiple convicted charges, the distinct count on cases counts the case only once.

\* Other disposition types include: Denied, Extradition, Grand Jury, Granted, Merged, Mistrial, Grand Jury, Other, Remanded, and Sealed Records.

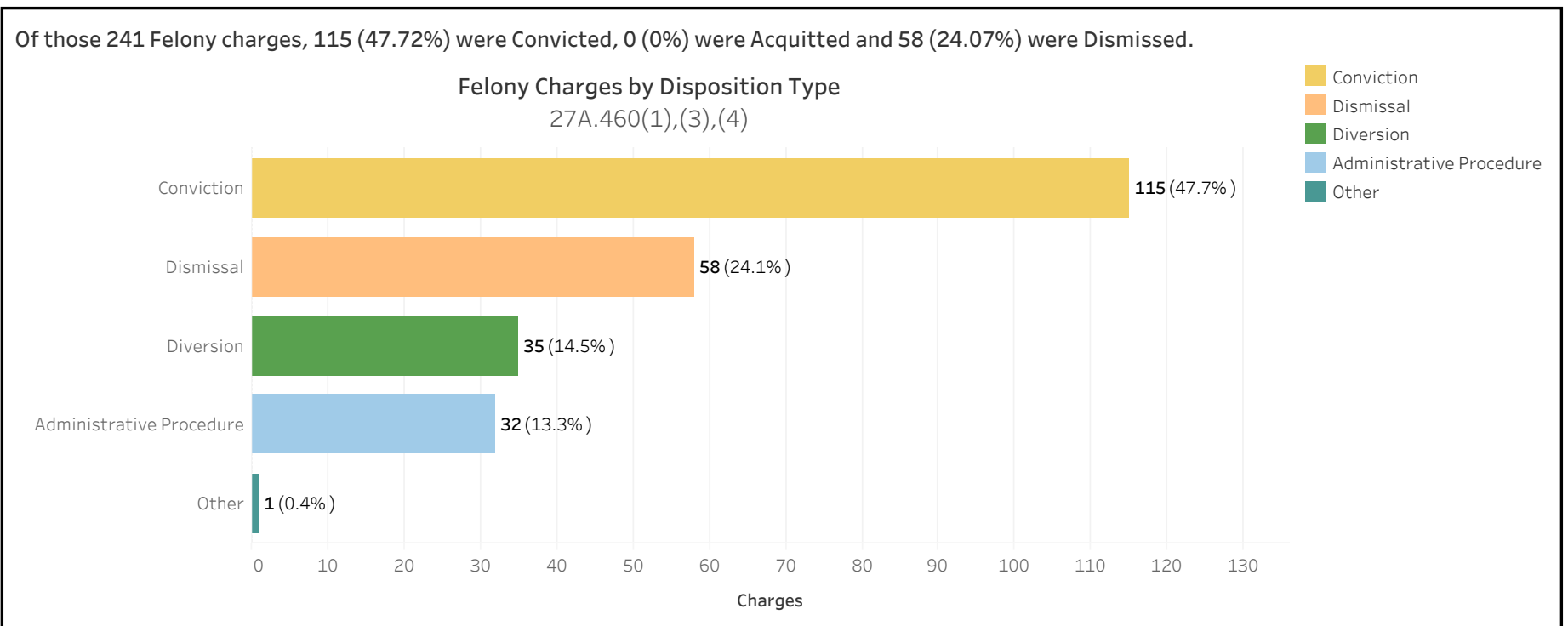


**ADMINISTRATIVE OFFICE OF THE COURTS**  
**Research and Statistics**  
 Annual Report FY 2023  
 Circuit Court - Felony Criminal Cases

**JOHNSON COUNTY**

There were 241 Felony level charges and 11 Non-Felony level charges disposed within 186 Circuit Criminal cases during the Fiscal Year. Non-Felony charges include Misdemeanor, Violation, Local Ordinance or Other charges within those cases.

		Charges	Cases
JOHNSON	Felony	241	176
	Felony amended to Non-Felony	11	



27A.460(1) Conviction Percentages  
 27A.460(3) Percentage of Acquittals  
 27A.460(4) Percentage of Dismissals

\* A case may consist of one or multiple convicted charges, the distinct count on cases counts the case only once.  
 \* Other Disposition types include: Denied, Extradition, Grand Jury, Granted, Merged, Mistrial, Grand Jury, Other, Remanded, and Sealed Records.



**ADMINISTRATIVE OFFICE OF THE COURTS**  
**Research and Statistics**  
 Annual Report FY 2023  
 Circuit Court - Felony Criminal Cases

**JOHNSON COUNTY**

Felony Charges Convicted by Highest Penalty Type

Penalty Type	FELONY			MISDEMEANOR			VIOLATION			Grand Total		
	Charges	% of Chgs	Cases	Charges	% of Chgs	Cases	Charges	% of Chgs	Cases	Charges	% of Chgs	Cases
Incarcerated Prison	55	49.1%	33							55	25.8%	33
Incarcerated Jail	7	6.3%	6	43	43.9%	25				50	23.5%	29
Alternative: Probation	50	44.6%	42	49	50.0%	28				99	46.5%	50
Alternative: Cond. Discharged				1	1.0%	1				1	0.5%	1
Pay Fine							3	100.0%	3	3	1.4%	3
Other Penalty				5	5.1%	3				5	2.3%	3
<b>Grand Total</b>	<b>112</b>	<b>100.0%</b>	<b>81</b>	<b>98</b>	<b>100.0%</b>	<b>54</b>	<b>3</b>	<b>100.0%</b>	<b>3</b>	<b>213</b>	<b>100.0%</b>	<b>96</b>

27A.460(2) Percentages of fines, imprisonment, or other penalty assessment

Original & Final Plea Type

		GUILTY	NOT GUILTY	UNKNOWN PLEA TYPE	Grand Total
Felony Charges	Original Plea	3 (1.2%)	112 (46.5%)	126 (52.3%)	241 (100.0%)
	Final Plea	82 (34.0%)	33 (13.7%)	126 (52.3%)	241 (100.0%)
Felony amended to Non-Felony	Original Plea		1 (9.1%)	10 (90.9%)	11 (100.0%)
	Final Plea		1 (9.1%)	10 (90.9%)	11 (100.0%)

27A.460(5) Percentage of pleas as charges

27A.460(6) Percentage of pleas to reduce charges

\* A case may consist of one or multiple convicted charges, the distinct count on cases counts the case only once.

\* Convicted charges, percent of charges and the distinct count of cases are sorted by the highest sentence penalty for each of the convicted charges (Guilty, Guilty - Multiple Counts, Prepayable Citation - Paid or Guilty - Sealed Sentence, Enhanced).





**ADMINISTRATIVE OFFICE OF THE COURTS**  
**Research and Statistics**  
 Annual Report FY 2023  
 Circuit Court - Felony Criminal Cases

**JOHNSON COUNTY**

Cases can have multiple charges which are heard either by a Court Trial, Jury Trial, No Trial or by a combination of trial types. Cases are categorized by how all the charges within the case were disposed. If all charges were disposed by the same trial type, it is counted in the separate category, otherwise, it is counted within the Mixed Trial category. If a charge had no trial type entered or it had No Trial, then it is counted in the No Trial category.

Cases by Trial Type  
 27A.460(7), (8), (9), (10)

	Mixed Trial	No Trial	Grand Total
Felony Amended to Non-Felony	2 20.00%	8 80.00%	10 100.00%
Felony Charges	4 2.27%	172 97.73%	176 100.00%
Felony Convictions	3 3.70%	78 96.30%	81 100.00%

- 27A.460(7) Percentage of disposition to guilty as charged by trial
- 27A.460(8) Percentage of those found guilty of lesser charge by trial
- 27A.460(9) Percentage of cases where jury trial taken
- 27A.460(10) Percentage of trials which are bench (court) trials

Shock Probation by Disposition Type  
 27A.440(3)(b)

	Denied	Granted	Grand Total
0026090 SHOCK PROBATION IN FELONY CONVICTIONS	12 92.31%	1 7.69%	13 100.00%

27A.440(3)(b) Extracted data on shock probation shall be placed in the annual report of the Administrative Office of the Courts

\* A case may consist of one or multiple convicted charges, the distinct count on cases counts the case only once.  
 \* Other Disposition types include: Denied, Extradition, Grand Jury, Granted, Merged, Mistrial, Grand Jury, Other, Remanded, and Sealed Records.



**ADMINISTRATIVE OFFICE OF THE COURTS**  
**Research and Statistics**  
 Annual Report FY 2023  
 Circuit Court - Felony Criminal Cases  
**JOHNSON COUNTY**

### Youthful Offenders

There were 0 Felony level charges and 0 Non-Felony level charges disposed within 0 Circuit Criminal cases during the fiscal year. Non-Felony charges include Misdemeanor, Violation, Local Ordinance, or Other charges within those cases.

27A.460(11)

	Charges	Cases
Felony		
Felony Amended to Non-Felony		

27A.460(11) The number of juvenile offenders tried as an adult

Of the 0 Felony level charges disposed within the Youthful Offender cases, 0 (None%) charges were convicted.

Youthful Offender

		Grand Total
Felony Charges by Disposition Type	0	0

Note: A youth charged prior to their 18th birthday, proceeded against as a youthful offender under KRS 635.020(7) may not be included in the above.

KRS 635.020(7) If a person who is eighteen (18) or older is charged with a felony that occurred prior to their eighteenth birthday, the court shall, upon motion of the county attorney made prior to adjudication and consultation with the Commonwealth's Attorney, the case may proceed in accordance with the provisions of KRS 640.010.

\* A case may consist of one or multiple convicted charges, the distinct count on cases counts the case only once.

\* Other disposition types include: Denied, Extradition, Grand Jury, Granted, Merged, Mistrial, Grand Jury, Other, Remanded, and Sealed Records.

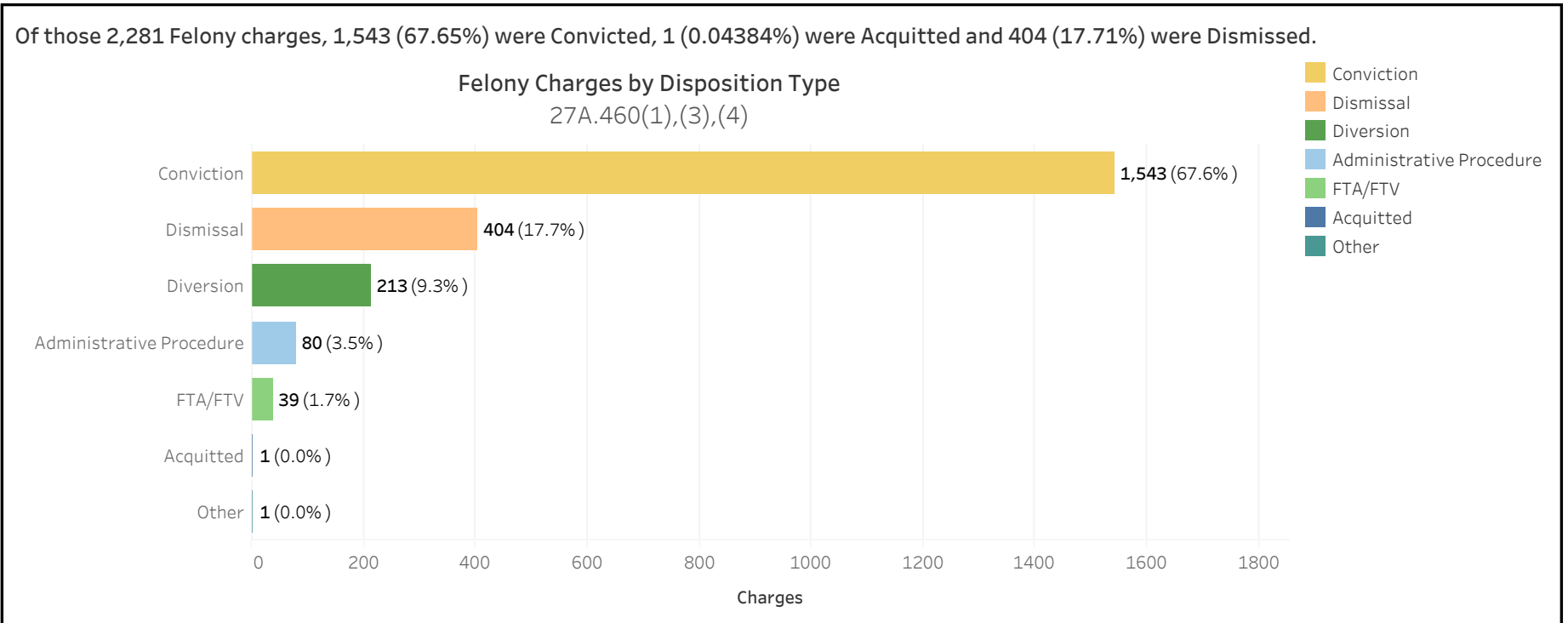


**ADMINISTRATIVE OFFICE OF THE COURTS**  
**Research and Statistics**  
 Annual Report FY 2023  
 Circuit Court - Felony Criminal Cases

**KENTON COUNTY**

There were 2,281 Felony level charges and 66 Non-Felony level charges disposed within 1,656 Circuit Criminal cases during the Fiscal Year. Non-Felony charges include Misdemeanor, Violation, Local Ordinance or Other charges within those cases.

		Charges	Cases
KENTON	Felony	2,281	1,593
	Felony amended to Non-Felony	66	



27A.460(1) Conviction Percentages  
 27A.460(3) Percentage of Acquittals  
 27A.460(4) Percentage of Dismissals

\* A case may consist of one or multiple convicted charges, the distinct count on cases counts the case only once.  
 \* Other Disposition types include: Denied, Extradition, Grand Jury, Granted, Merged, Mistrial, Grand Jury, Other, Remanded, and Sealed Records.



**ADMINISTRATIVE OFFICE OF THE COURTS**  
**Research and Statistics**  
 Annual Report FY 2023  
 Circuit Court - Felony Criminal Cases

**KENTON COUNTY**

Felony Charges Convicted by Highest Penalty Type

Penalty Type	FELONY			MISDEMEANOR			Grand Total		
	Charges	% of Chgs	Cases	Charges	% of Chgs	Cases	Charges	% of Chgs	Cases
Incarcerated Prison	463	30.7%	234				463	26.5%	234
Incarcerated Jail	195	12.9%	162	85	35.3%	74	280	16.0%	215
Alternative: Home Incarcerati..				1	0.4%	1	1	0.1%	1
Alternative: Probation	3	0.2%	3				3	0.2%	3
Alternative: Cond. Discharged	3	0.2%	3	108	44.8%	98	111	6.3%	101
Alternative Sentence	469	31.1%	410	12	5.0%	10	481	27.5%	413
Pay Fine				2	0.8%	2	2	0.1%	2
Pay Court Cost	73	4.8%	73	4	1.7%	4	77	4.4%	77
Other Penalty	70	4.6%	62	5	2.1%	5	75	4.3%	66
No Sentence	232	15.4%	184	24	10.0%	20	256	14.6%	185
<b>Grand Total</b>	<b>1,508</b>	<b>100.0%</b>	<b>1,111</b>	<b>241</b>	<b>100.0%</b>	<b>213</b>	<b>1,749</b>	<b>100.0%</b>	<b>1,193</b>

27A.460(2) Percentages of fines, imprisonment, or other penalty assessment

Original & Final Plea Type

		GUILTY	NOT GUILTY	UNKNOWN PLEA TYPE	Grand Total
Felony Charges	Original Plea	5 (0.2%)	1,782 (78.1%)	494 (21.7%)	2,281 (100.0%)
	Final Plea	1,638 (71.8%)	149 (6.5%)	494 (21.7%)	2,281 (100.0%)
Felony amended to Non-Felony	Original Plea		6 (9.1%)	60 (90.9%)	66 (100.0%)
	Final Plea	5 (7.6%)	1 (1.5%)	60 (90.9%)	66 (100.0%)

27A.460(5) Percentage of pleas as charges

27A.460(6) Percentage of pleas to reduce charges

\* A case may consist of one or multiple convicted charges, the distinct count on cases counts the case only once.

\* Convicted charges, percent of charges and the distinct count of cases are sorted by the highest sentence penalty for each of the convicted charges (Guilty, Guilty - Multiple Counts, Prepayable Citation - Paid or Guilty - Sealed Sentence, Enhanced).



**ADMINISTRATIVE OFFICE OF THE COURTS**  
**Research and Statistics**  
 Annual Report FY 2023  
 Circuit Court - Felony Criminal Cases

**KENTON COUNTY**

Cases can have multiple charges which are heard either by a Court Trial, Jury Trial, No Trial or by a combination of trial types. Cases are categorized by how all the charges within the case were disposed. If all charges were disposed by the same trial type, it is counted in the separate category, otherwise, it is counted within the Mixed Trial category. If a charge had no trial type entered or it had No Trial, then it is counted in the No Trial category.

Cases by Trial Type  
 27A.460(7), (8), (9), (10)

	Court Trial	Jury Trial	Mixed Trial	No Trial	Grand Total
Felony Amended to Non-Felony		3 4.76%		60 95.24%	63 100.00%
Felony Charges	2 0.13%	15 0.94%	106 6.65%	1,470 92.28%	1,593 100.00%
Felony Convictions	2 0.18%	11 0.98%	103 9.19%	1,005 89.65%	1,121 100.00%

- 27A.460(7) Percentage of disposition to guilty as charged by trial
- 27A.460(8) Percentage of those found guilty of lesser charge by trial
- 27A.460(9) Percentage of cases where jury trial taken
- 27A.460(10) Percentage of trials which are bench (court) trials

Shock Probation by Disposition Type  
 27A.440(3)(b)

	Denied	Granted	Grand Total
0026090 SHOCK PROBATION IN FELONY CONVICTIONS	76 96.20%	3 3.80%	79 100.00%

27A.440(3)(b) Extracted data on shock probation shall be placed in the annual report of the Administrative Office of the Courts

\* A case may consist of one or multiple convicted charges, the distinct count on cases counts the case only once.  
 \* Other Disposition types include: Denied, Extradition, Grand Jury, Granted, Merged, Mistrial, Grand Jury, Other, Remanded, and Sealed Records.



**ADMINISTRATIVE OFFICE OF THE COURTS**  
**Research and Statistics**  
 Annual Report FY 2023  
 Circuit Court - Felony Criminal Cases  
**KENTON COUNTY**

### Youthful Offenders

There were 3 Felony level charges and 0 Non-Felony level charges disposed within 2 Circuit Criminal cases during the fiscal year. Non-Felony charges include Misdemeanor, Violation, Local Ordinance, or Other charges within those cases.

27A.460(11)

	Charges	Cases
Felony	3	2
Felony Amended to Non-Felony	0	0

27A.460(11) The number of juvenile offenders tried as an adult

Of the 3 Felony level charges disposed within the Youthful Offender cases, 3 (100.0%) charges were convicted.

Youthful Offender

	Conviction	Grand Total
Felony Charges by Disposition Type	3	3

Note: A youth charged prior to their 18th birthday, proceeded against as a youthful offender under KRS 635.020(7) may not be included in the above.

KRS 635.020(7) If a person who is eighteen (18) or older is charged with a felony that occurred prior to their eighteenth birthday, the court shall, upon motion of the county attorney made prior to adjudication and consultation with the Commonwealth's Attorney, the case may proceed in accordance with the provisions of KRS 640.010.

\* A case may consist of one or multiple convicted charges, the distinct count on cases counts the case only once.

\* Other disposition types include: Denied, Extradition, Grand Jury, Granted, Merged, Mistrial, Grand Jury, Other, Remanded, and Sealed Records.

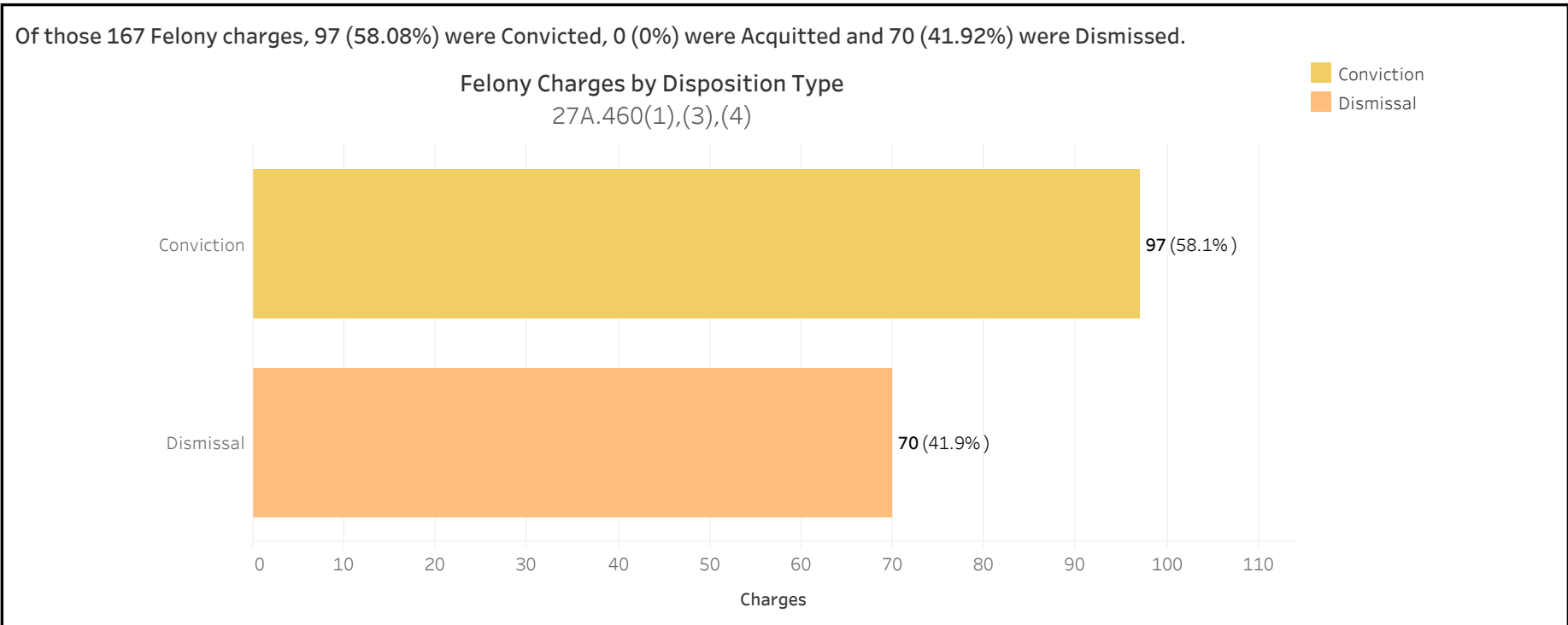


**ADMINISTRATIVE OFFICE OF THE COURTS**  
**Research and Statistics**  
 Annual Report FY 2023  
 Circuit Court - Felony Criminal Cases

**KNOTT COUNTY**

There were 167 Felony level charges and 9 Non-Felony level charges disposed within 101 Circuit Criminal cases during the Fiscal Year. Non-Felony charges include Misdemeanor, Violation, Local Ordinance or Other charges within those cases.

		Charges	Cases
KNOTT	Felony	167	92
	Felony amended to Non-Felony	9	



27A.460(1) Conviction Percentages  
 27A.460(3) Percentage of Acquittals  
 27A.460(4) Percentage of Dismissals

\* A case may consist of one or multiple convicted charges, the distinct count on cases counts the case only once.  
 \* Other Disposition types include: Denied, Extradition, Grand Jury, Granted, Merged, Mistrial, Grand Jury, Other, Remanded, and Sealed Records.



**ADMINISTRATIVE OFFICE OF THE COURTS**  
**Research and Statistics**  
 Annual Report FY 2023  
 Circuit Court - Felony Criminal Cases

**KNOTT COUNTY**

Felony Charges Convicted by Highest Penalty Type									
Penalty Type	FELONY			MISDEMEANOR			Grand Total		
	Charges	% of Chgs	Cases	Charges	% of Chgs	Cases	Charges	% of Chgs	Cases
Incarcerated Prison	60	61.9%	42				60	53.6%	42
Incarcerated Jail	9	9.3%	9	7	46.7%	7	16	14.3%	16
Alternative: Probation	28	28.9%	27	8	53.3%	8	36	32.1%	34
<b>Grand Total</b>	<b>97</b>	<b>100.0%</b>	<b>78</b>	<b>15</b>	<b>100.0%</b>	<b>14</b>	<b>112</b>	<b>100.0%</b>	<b>89</b>

27A.460(2) Percentages of fines, imprisonment, or other penalty assessment

Original & Final Plea Type			
		UNKNOWN PLEA TYPE	Grand Total
Felony Charges	Original Plea	167 (100.0%)	167 (100.0%)
	Final Plea	167 (100.0%)	167 (100.0%)
Felony amended to Non-Felony	Original Plea	9 (100.0%)	9 (100.0%)
	Final Plea	9 (100.0%)	9 (100.0%)

27A.460(5) Percentage of pleas as charges  
 27A.460(6) Percentage of pleas to reduce charges

\* A case may consist of one or multiple convicted charges, the distinct count on cases counts the case only once.  
 \* Convicted charges, percent of charges and the distinct count of cases are sorted by the highest sentence penalty for each of the convicted charges (Guilty, Guilty - Multiple Counts, Prepayable Citation - Paid or Guilty - Sealed Sentence, Enhanced).





**ADMINISTRATIVE OFFICE OF THE COURTS**  
**Research and Statistics**  
 Annual Report FY 2023  
 Circuit Court - Felony Criminal Cases

**KNOTT COUNTY**

Cases can have multiple charges which are heard either by a Court Trial, Jury Trial, No Trial or by a combination of trial types. Cases are categorized by how all the charges within the case were disposed. If all charges were disposed by the same trial type, it is counted in the separate category, otherwise, it is counted within the Mixed Trial category. If a charge had no trial type entered or it had No Trial, then it is counted in the No Trial category.

Cases by Trial Type  
 27A.460(7), (8), (9), (10)

	No Trial	Grand Total
Felony Amended to Non-Felony	9 100.0%	9 100.0%
Felony Charges	92 100.0%	92 100.0%
Felony Convictions	78 100.0%	78 100.0%

- 27A.460(7) Percentage of disposition to guilty as charged by trial
- 27A.460(8) Percentage of those found guilty of lesser charge by trial
- 27A.460(9) Percentage of cases where jury trial taken
- 27A.460(10) Percentage of trials which are bench (court) trials

Shock Probation by Disposition Type  
 27A.440(3)(b)

	Grand Total
0	0

27A.440(3)(b) Extracted data on shock probation shall be placed in the annual report of the Administrative Office of the Courts

\* A case may consist of one or multiple convicted charges, the distinct count on cases counts the case only once.  
 \* Other Disposition types include: Denied, Extradition, Grand Jury, Granted, Merged, Mistrial, Grand Jury, Other, Remanded, and Sealed Records.



**ADMINISTRATIVE OFFICE OF THE COURTS**  
**Research and Statistics**  
 Annual Report FY 2023  
 Circuit Court - Felony Criminal Cases  
**KNOTT COUNTY**

### Youthful Offenders

There were 0 Felony level charges and 0 Non-Felony level charges disposed within 0 Circuit Criminal cases during the fiscal year. Non-Felony charges include Misdemeanor, Violation, Local Ordinance, or Other charges within those cases.

27A.460(11)

	Charges	Cases
Felony		
Felony Amended to Non-Felony		

27A.460(11) The number of juvenile offenders tried as an adult

Of the 0 Felony level charges disposed within the Youthful Offender cases, 0 (None%) charges were convicted.

Youthful Offender

		Grand Total
Felony Charges by Disposition Type	0	0

Note: A youth charged prior to their 18th birthday, proceeded against as a youthful offender under KRS 635.020(7) may not be included in the above.

KRS 635.020(7) If a person who is eighteen (18) or older is charged with a felony that occurred prior to their eighteenth birthday, the court shall, upon motion of the county attorney made prior to adjudication and consultation with the Commonwealth's Attorney, the case may proceed in accordance with the provisions of KRS 640.010.

\* A case may consist of one or multiple convicted charges, the distinct count on cases counts the case only once.

\* Other disposition types include: Denied, Extradition, Grand Jury, Granted, Merged, Mistrial, Grand Jury, Other, Remanded, and Sealed Records.

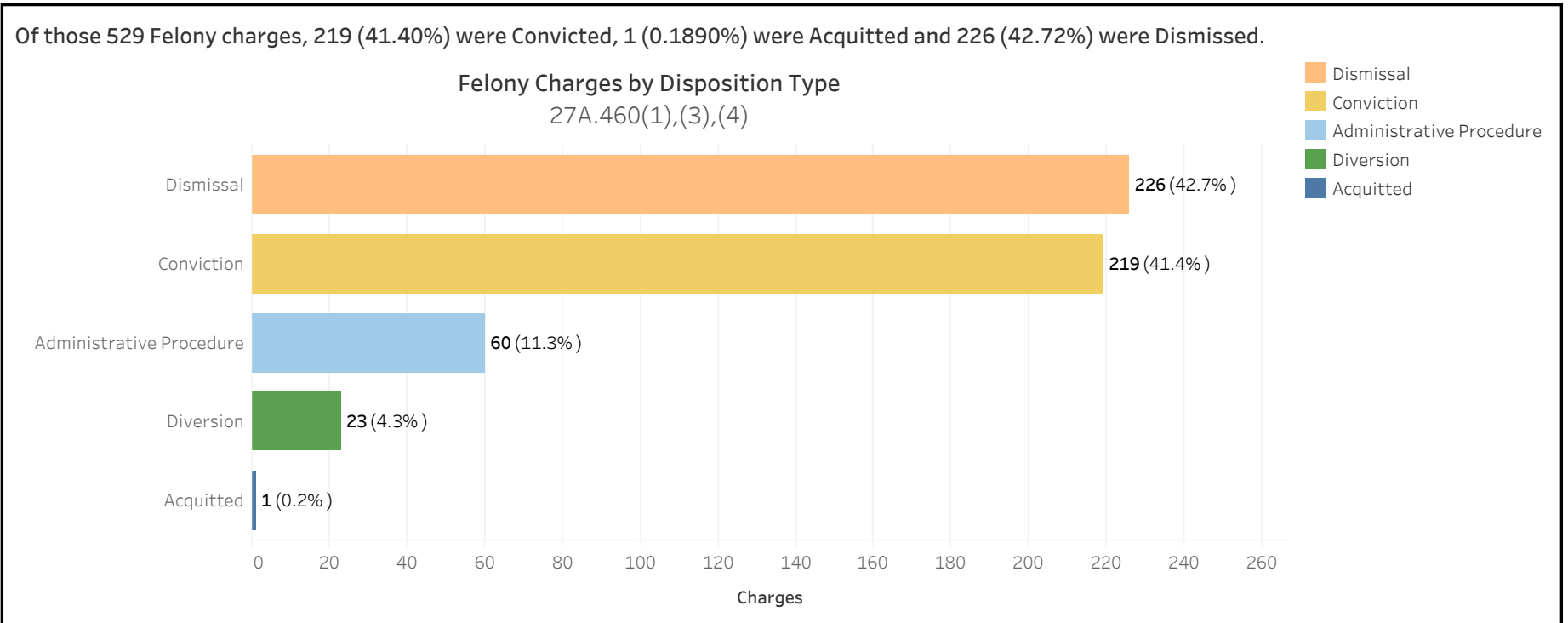


**ADMINISTRATIVE OFFICE OF THE COURTS**  
**Research and Statistics**  
 Annual Report FY 2023  
 Circuit Court - Felony Criminal Cases

**KNOX COUNTY**

There were 529 Felony level charges and 8 Non-Felony level charges disposed within 270 Circuit Criminal cases during the Fiscal Year. Non-Felony charges include Misdemeanor, Violation, Local Ordinance or Other charges within those cases.

		Charges	Cases
KNOX	Felony	529	262
	Felony amended to Non-Felony	8	



27A.460(1) Conviction Percentages  
 27A.460(3) Percentage of Acquittals  
 27A.460(4) Percentage of Dismissals

\* A case may consist of one or multiple convicted charges, the distinct count on cases counts the case only once.  
 \* Other Disposition types include: Denied, Extradition, Grand Jury, Granted, Merged, Mistrial, Grand Jury, Other, Remanded, and Sealed Records.



**ADMINISTRATIVE OFFICE OF THE COURTS**  
**Research and Statistics**  
 Annual Report FY 2023  
 Circuit Court - Felony Criminal Cases

**KNOX COUNTY**

Felony Charges Convicted by Highest Penalty Type

Penalty Type	FELONY			MISDEMEANOR			VIOLATION			Grand Total		
	Charges	% of Chgs	Cases	Charges	% of Chgs	Cases	Charges	% of Chgs	Cases	Charges	% of Chgs	Cases
Incarcerated Prison	107	53.0%	93	3	7.7%	3				110	45.5%	95
Incarcerated Jail	19	9.4%	19	22	56.4%	20				41	16.9%	36
Alternative: Probation	67	33.2%	59	12	30.8%	11				79	32.6%	70
Alternative Sentence	1	0.5%	1	2	5.1%	2				3	1.2%	3
Other Penalty	7	3.5%	7				1	100.0%	1	8	3.3%	8
No Sentence	1	0.5%	1							1	0.4%	1
<b>Grand Total</b>	<b>202</b>	<b>100.0%</b>	<b>176</b>	<b>39</b>	<b>100.0%</b>	<b>34</b>	<b>1</b>	<b>100.0%</b>	<b>1</b>	<b>242</b>	<b>100.0%</b>	<b>191</b>

27A.460(2) Percentages of fines, imprisonment, or other penalty assessment

Original & Final Plea Type

		GUILTY	NOT GUILTY	UNKNOWN PLEA TYPE	Grand Total
Felony Charges	Original Plea		12 (2.3%)	517 (97.7%)	529 (100.0%)
	Final Plea	2 (0.4%)	10 (1.9%)	517 (97.7%)	529 (100.0%)
Felony amended to Non-Felony	Original Plea			8 (100.0%)	8 (100.0%)
	Final Plea			8 (100.0%)	8 (100.0%)

27A.460(5) Percentage of pleas as charges

27A.460(6) Percentage of pleas to reduce charges

\* A case may consist of one or multiple convicted charges, the distinct count on cases counts the case only once.

\* Convicted charges, percent of charges and the distinct count of cases are sorted by the highest sentence penalty for each of the convicted charges (Guilty, Guilty - Multiple Counts, Prepayable Citation - Paid or Guilty - Sealed Sentence, Enhanced).



**ADMINISTRATIVE OFFICE OF THE COURTS**  
**Research and Statistics**  
 Annual Report FY 2023  
 Circuit Court - Felony Criminal Cases

**KNOX COUNTY**

Cases can have multiple charges which are heard either by a Court Trial, Jury Trial, No Trial or by a combination of trial types. Cases are categorized by how all the charges within the case were disposed. If all charges were disposed by the same trial type, it is counted in the separate category, otherwise, it is counted within the Mixed Trial category. If a charge had no trial type entered or it had No Trial, then it is counted in the No Trial category.

Cases by Trial Type  
 27A.460(7), (8), (9), (10)

	Jury Trial	Mixed Trial	No Trial	Grand Total
Felony Amended to Non-Felony		1 12.50%	7 87.50%	8 100.00%
Felony Charges	2 0.76%	12 4.58%	248 94.66%	262 100.00%
Felony Convictions	1 0.57%	9 5.11%	166 94.32%	176 100.00%

- 27A.460(7) Percentage of disposition to guilty as charged by trial
- 27A.460(8) Percentage of those found guilty of lesser charge by trial
- 27A.460(9) Percentage of cases where jury trial taken
- 27A.460(10) Percentage of trials which are bench (court) trials

Shock Probation by Disposition Type  
 27A.440(3)(b)

	Denied	Grand Total
0026090 SHOCK PROBATION IN FELONY CONVICTIONS	7 100.00%	7 100.00%

27A.440(3)(b) Extracted data on shock probation shall be placed in the annual report of the Administrative Office of the Courts

\* A case may consist of one or multiple convicted charges, the distinct count on cases counts the case only once.  
 \* Other Disposition types include: Denied, Extradition, Grand Jury, Granted, Merged, Mistrial, Grand Jury, Other, Remanded, and Sealed Records.



**ADMINISTRATIVE OFFICE OF THE COURTS**  
**Research and Statistics**  
 Annual Report FY 2023  
 Circuit Court - Felony Criminal Cases  
**KNOX COUNTY**

### Youthful Offenders

There were 0 Felony level charges and 0 Non-Felony level charges disposed within 0 Circuit Criminal cases during the fiscal year. Non-Felony charges include Misdemeanor, Violation, Local Ordinance, or Other charges within those cases.

27A.460(11)

	Charges	Cases
Felony		
Felony Amended to Non-Felony		

27A.460(11) The number of juvenile offenders tried as an adult

Of the 0 Felony level charges disposed within the Youthful Offender cases, 0 (None%) charges were convicted.

Youthful Offender

	Grand Total
Felony Charges by Disposition Type	0

Note: A youth charged prior to their 18th birthday, proceeded against as a youthful offender under KRS 635.020(7) may not be included in the above.

KRS 635.020(7) If a person who is eighteen (18) or older is charged with a felony that occurred prior to their eighteenth birthday, the court shall, upon motion of the county attorney made prior to adjudication and consultation with the Commonwealth's Attorney, the case may proceed in accordance with the provisions of KRS 640.010.

\* A case may consist of one or multiple convicted charges, the distinct count on cases counts the case only once.

\* Other disposition types include: Denied, Extradition, Grand Jury, Granted, Merged, Mistrial, Grand Jury, Other, Remanded, and Sealed Records.

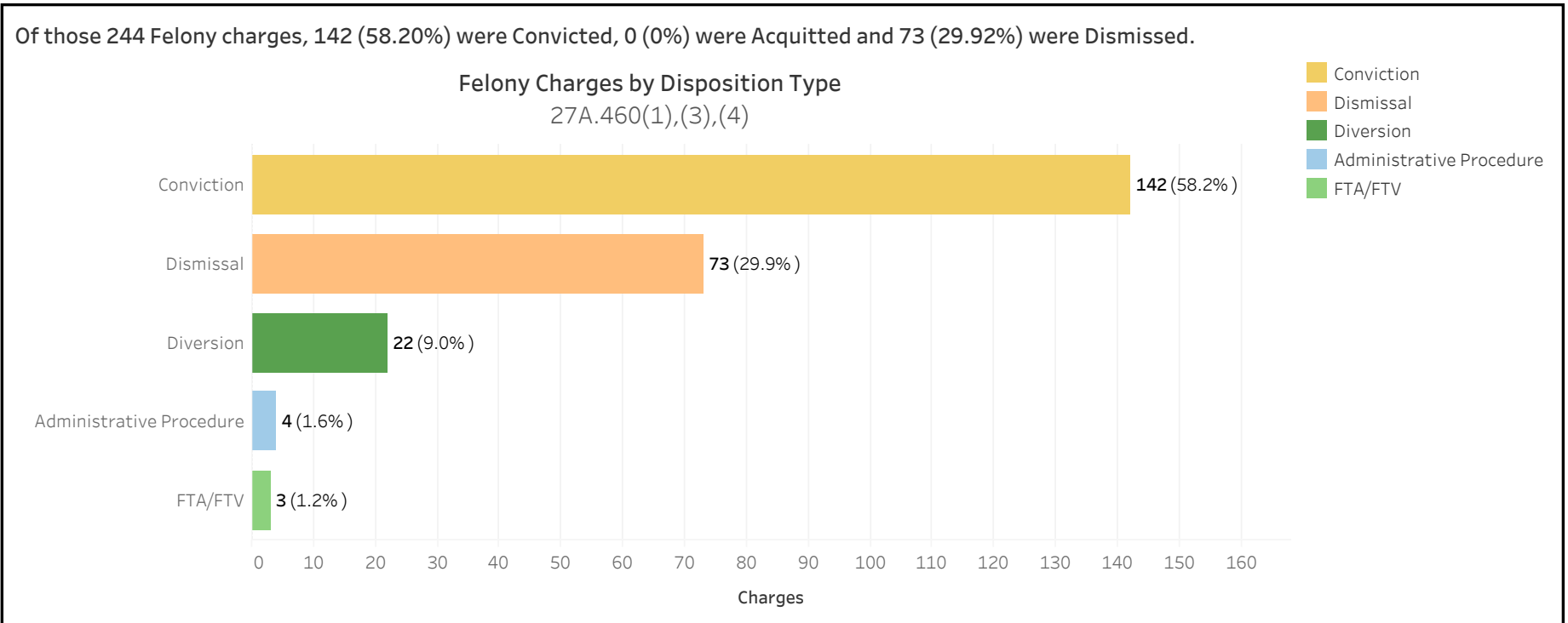


**ADMINISTRATIVE OFFICE OF THE COURTS**  
**Research and Statistics**  
 Annual Report FY 2023  
 Circuit Court - Felony Criminal Cases

**LARUE COUNTY**

There were 244 Felony level charges and 50 Non-Felony level charges disposed within 163 Circuit Criminal cases during the Fiscal Year. Non-Felony charges include Misdemeanor, Violation, Local Ordinance or Other charges within those cases.

		Charges	Cases
LARUE	Felony	244	125
	Felony amended to Non-Felony	50	



27A.460(1) Conviction Percentages  
 27A.460(3) Percentage of Acquittals  
 27A.460(4) Percentage of Dismissals

\* A case may consist of one or multiple convicted charges, the distinct count on cases counts the case only once.  
 \* Other Disposition types include: Denied, Extradition, Grand Jury, Granted, Merged, Mistrial, Grand Jury, Other, Remanded, and Sealed Records.



**ADMINISTRATIVE OFFICE OF THE COURTS**  
**Research and Statistics**  
 Annual Report FY 2023  
 Circuit Court - Felony Criminal Cases

**LARUE COUNTY**

Felony Charges Convicted by Highest Penalty Type

Penalty Type	FELONY			MISDEMEANOR			VIOLATION			Grand Total		
	Charges	% of Chgs	Cases	Charges	% of Chgs	Cases	Charges	% of Chgs	Cases	Charges	% of Chgs	Cases
Incarcerated Prison	44	31.2%	16							44	12.4%	16
Incarcerated Jail	15	10.6%	13	95	49.2%	38				110	30.9%	44
Alternative: Probation	80	56.7%	47	57	29.5%	30				137	38.5%	48
Alternative: Cond. Discharged	1	0.7%	1	35	18.1%	15				36	10.1%	16
Alternative Sentence	1	0.7%	1	1	0.5%	1				2	0.6%	1
Pay Fine				1	0.5%	1	22	100.0%	14	23	6.5%	14
No Sentence				4	2.1%	4				4	1.1%	4
<b>Grand Total</b>	<b>141</b>	<b>100.0%</b>	<b>76</b>	<b>193</b>	<b>100.0%</b>	<b>84</b>	<b>22</b>	<b>100.0%</b>	<b>14</b>	<b>356</b>	<b>100.0%</b>	<b>117</b>

27A.460(2) Percentages of fines, imprisonment, or other penalty assessment

Original & Final Plea Type

		GUILTY	NOT GUILTY	UNKNOWN PLEA TYPE	Grand Total
Felony Charges	Original Plea	2 (0.8%)	3 (1.2%)	239 (98.0%)	244 (100.0%)
	Final Plea	5 (2.0%)		239 (98.0%)	244 (100.0%)
Felony amended to Non-Felony	Original Plea			50 (100.0%)	50 (100.0%)
	Final Plea			50 (100.0%)	50 (100.0%)

27A.460(5) Percentage of pleas as charges

27A.460(6) Percentage of pleas to reduce charges

\* A case may consist of one or multiple convicted charges, the distinct count on cases counts the case only once.

\* Convicted charges, percent of charges and the distinct count of cases are sorted by the highest sentence penalty for each of the convicted charges (Guilty, Guilty - Multiple Counts, Prepayable Citation - Paid or Guilty - Sealed Sentence, Enhanced).





**ADMINISTRATIVE OFFICE OF THE COURTS**  
**Research and Statistics**  
 Annual Report FY 2023  
 Circuit Court - Felony Criminal Cases

**LARUE COUNTY**

Cases can have multiple charges which are heard either by a Court Trial, Jury Trial, No Trial or by a combination of trial types. Cases are categorized by how all the charges within the case were disposed. If all charges were disposed by the same trial type, it is counted in the separate category, otherwise, it is counted within the Mixed Trial category. If a charge had no trial type entered or it had No Trial, then it is counted in the No Trial category.

Cases by Trial Type  
 27A.460(7), (8), (9), (10)

	Mixed Trial	No Trial	Grand Total
Felony Amended to Non-Felony	1 2.63%	37 97.37%	38 100.00%
Felony Charges	2 1.60%	123 98.40%	125 100.00%
Felony Convictions	1 1.30%	76 98.70%	77 100.00%

- 27A.460(7) Percentage of disposition to guilty as charged by trial
- 27A.460(8) Percentage of those found guilty of lesser charge by trial
- 27A.460(9) Percentage of cases where jury trial taken
- 27A.460(10) Percentage of trials which are bench (court) trials

Shock Probation by Disposition Type  
 27A.440(3)(b)

	Denied	Granted	Withdrawn	Grand Total
0026090 SHOCK PROBATION IN FELONY CONVICTIONS	16 88.89%	1 5.56%	1 5.56%	18 100.00%

27A.440(3)(b) Extracted data on shock probation shall be placed in the annual report of the Administrative Office of the Courts

\* A case may consist of one or multiple convicted charges, the distinct count on cases counts the case only once.  
 \* Other Disposition types include: Denied, Extradition, Grand Jury, Granted, Merged, Mistrial, Grand Jury, Other, Remanded, and Sealed Records.



**ADMINISTRATIVE OFFICE OF THE COURTS**  
**Research and Statistics**  
 Annual Report FY 2023  
 Circuit Court - Felony Criminal Cases  
**LARUE COUNTY**

### Youthful Offenders

There were 0 Felony level charges and 0 Non-Felony level charges disposed within 0 Circuit Criminal cases during the fiscal year. Non-Felony charges include Misdemeanor, Violation, Local Ordinance, or Other charges within those cases.

27A.460(11)

	Charges	Cases
Felony		
Felony Amended to Non-Felony		

27A.460(11) The number of juvenile offenders tried as an adult

Of the 0 Felony level charges disposed within the Youthful Offender cases, 0 (None%) charges were convicted.

Youthful Offender

		Grand Total
Felony Charges by Disposition Type	0	0

Note: A youth charged prior to their 18th birthday, proceeded against as a youthful offender under KRS 635.020(7) may not be included in the above.

KRS 635.020(7) If a person who is eighteen (18) or older is charged with a felony that occurred prior to their eighteenth birthday, the court shall, upon motion of the county attorney made prior to adjudication and consultation with the Commonwealth's Attorney, the case may proceed in accordance with the provisions of KRS 640.010.

\* A case may consist of one or multiple convicted charges, the distinct count on cases counts the case only once.

\* Other disposition types include: Denied, Extradition, Grand Jury, Granted, Merged, Mistrial, Grand Jury, Other, Remanded, and Sealed Records.

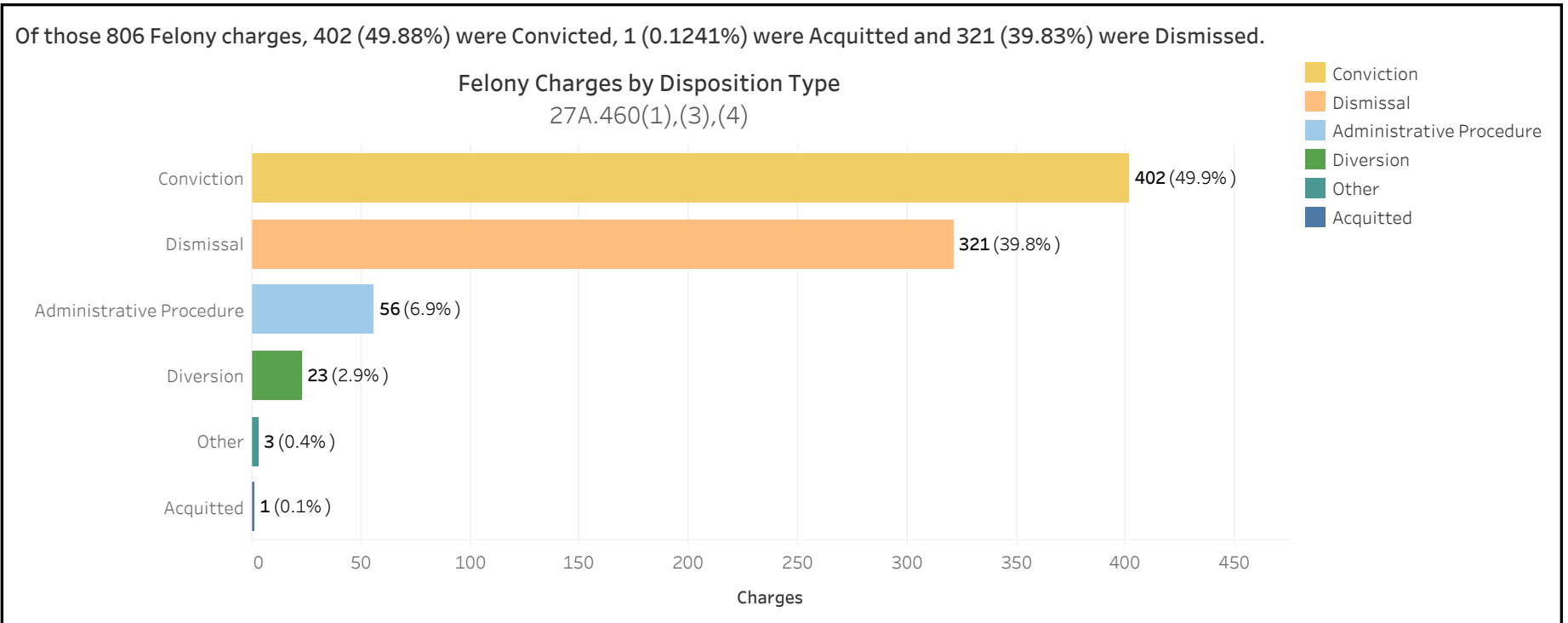


**ADMINISTRATIVE OFFICE OF THE COURTS**  
**Research and Statistics**  
 Annual Report FY 2023  
 Circuit Court - Felony Criminal Cases

**LAUREL COUNTY**

There were 806 Felony level charges and 17 Non-Felony level charges disposed within 490 Circuit Criminal cases during the Fiscal Year. Non-Felony charges include Misdemeanor, Violation, Local Ordinance or Other charges within those cases.

		Charges	Cases
LAUREL	Felony	806	473
	Felony amended to Non-Felony	17	



27A.460(1) Conviction Percentages  
 27A.460(3) Percentage of Acquittals  
 27A.460(4) Percentage of Dismissals

\* A case may consist of one or multiple convicted charges, the distinct count on cases counts the case only once.  
 \* Other Disposition types include: Denied, Extradition, Grand Jury, Granted, Merged, Mistrial, Grand Jury, Other, Remanded, and Sealed Records.



**ADMINISTRATIVE OFFICE OF THE COURTS**  
**Research and Statistics**  
 Annual Report FY 2023  
 Circuit Court - Felony Criminal Cases

**LAUREL COUNTY**

Felony Charges Convicted by Highest Penalty Type

Penalty Type	FELONY			MISDEMEANOR			VIOLATION			Grand Total		
	Charges	% of Chgs	Cases	Charges	% of Chgs	Cases	Charges	% of Chgs	Cases	Charges	% of Chgs	Cases
Incarcerated Prison	181	46.3%	144							181	40.0%	144
Incarcerated Jail	59	15.1%	55	31	52.5%	26	1	50.0%	1	91	20.1%	76
Alternative: Probation	141	36.1%	131	25	42.4%	24				166	36.7%	151
Pay Fine							1	50.0%	1	1	0.2%	1
Pay Court Cost	3	0.8%	3							3	0.7%	3
Other Penalty	1	0.3%	1	3	5.1%	3				4	0.9%	4
No Sentence	6	1.5%	6							6	1.3%	6
<b>Grand Total</b>	<b>391</b>	<b>100.0%</b>	<b>336</b>	<b>59</b>	<b>100.0%</b>	<b>51</b>	<b>2</b>	<b>100.0%</b>	<b>2</b>	<b>452</b>	<b>100.0%</b>	<b>362</b>

27A.460(2) Percentages of fines, imprisonment, or other penalty assessment

Original & Final Plea Type

		GUILTY	NOT GUILTY	UNKNOWN PLEA TYPE	Grand Total
Felony Charges	Original Plea		13 (1.6%)	793 (98.4%)	806 (100.0%)
	Final Plea	53 (6.6%)	10 (1.2%)	743 (92.2%)	806 (100.0%)
Felony amended to Non-Felony	Original Plea			17 (100.0%)	17 (100.0%)
	Final Plea			17 (100.0%)	17 (100.0%)

27A.460(5) Percentage of pleas as charges

27A.460(6) Percentage of pleas to reduce charges

\* A case may consist of one or multiple convicted charges, the distinct count on cases counts the case only once.

\* Convicted charges, percent of charges and the distinct count of cases are sorted by the highest sentence penalty for each of the convicted charges (Guilty, Guilty - Multiple Counts, Prepayable Citation - Paid or Guilty - Sealed Sentence, Enhanced).



**ADMINISTRATIVE OFFICE OF THE COURTS**  
**Research and Statistics**  
 Annual Report FY 2023  
 Circuit Court - Felony Criminal Cases

**LAUREL COUNTY**

Cases can have multiple charges which are heard either by a Court Trial, Jury Trial, No Trial or by a combination of trial types. Cases are categorized by how all the charges within the case were disposed. If all charges were disposed by the same trial type, it is counted in the separate category, otherwise, it is counted within the Mixed Trial category. If a charge had no trial type entered or it had No Trial, then it is counted in the No Trial category.

Cases by Trial Type  
 27A.460(7), (8), (9), (10)

	Jury Trial	Mixed Trial	No Trial	Grand Total
Felony Amended to Non-Felony			17	17
			100.00%	100.00%
Felony Charges	3	51	419	473
	0.63%	10.78%	88.58%	100.00%
Felony Convictions	1	31	304	336
	0.30%	9.23%	90.48%	100.00%

- 27A.460(7) Percentage of disposition to guilty as charged by trial
- 27A.460(8) Percentage of those found guilty of lesser charge by trial
- 27A.460(9) Percentage of cases where jury trial taken
- 27A.460(10) Percentage of trials which are bench (court) trials

Shock Probation by Disposition Type  
 27A.440(3)(b)

	Denied	Granted	Withdrawn	Grand Total
0026090 SHOCK PROBATION IN FELONY CONVICTIONS	18	4	1	23
	78.26%	17.39%	4.35%	100.00%

27A.440(3)(b) Extracted data on shock probation shall be placed in the annual report of the Administrative Office of the Courts

\* A case may consist of one or multiple convicted charges, the distinct count on cases counts the case only once.  
 \* Other Disposition types include: Denied, Extradition, Grand Jury, Granted, Merged, Mistrial, Grand Jury, Other, Remanded, and Sealed Records.



**ADMINISTRATIVE OFFICE OF THE COURTS**  
**Research and Statistics**  
 Annual Report FY 2023  
 Circuit Court - Felony Criminal Cases  
**LAUREL COUNTY**

### Youthful Offenders

There were 0 Felony level charges and 0 Non-Felony level charges disposed within 0 Circuit Criminal cases during the fiscal year. Non-Felony charges include Misdemeanor, Violation, Local Ordinance, or Other charges within those cases.

27A.460(11)

	Charges	Cases
Felony		
Felony Amended to Non-Felony		

27A.460(11) The number of juvenile offenders tried as an adult

Of the 0 Felony level charges disposed within the Youthful Offender cases, 0 (None%) charges were convicted.

Youthful Offender

		Grand Total
Felony Charges by Disposition Type	0	0

Note: A youth charged prior to their 18th birthday, proceeded against as a youthful offender under KRS 635.020(7) may not be included in the above.

KRS 635.020(7) If a person who is eighteen (18) or older is charged with a felony that occurred prior to their eighteenth birthday, the court shall, upon motion of the county attorney made prior to adjudication and consultation with the Commonwealth's Attorney, the case may proceed in accordance with the provisions of KRS 640.010.

\* A case may consist of one or multiple convicted charges, the distinct count on cases counts the case only once.

\* Other disposition types include: Denied, Extradition, Grand Jury, Granted, Merged, Mistrial, Grand Jury, Other, Remanded, and Sealed Records.

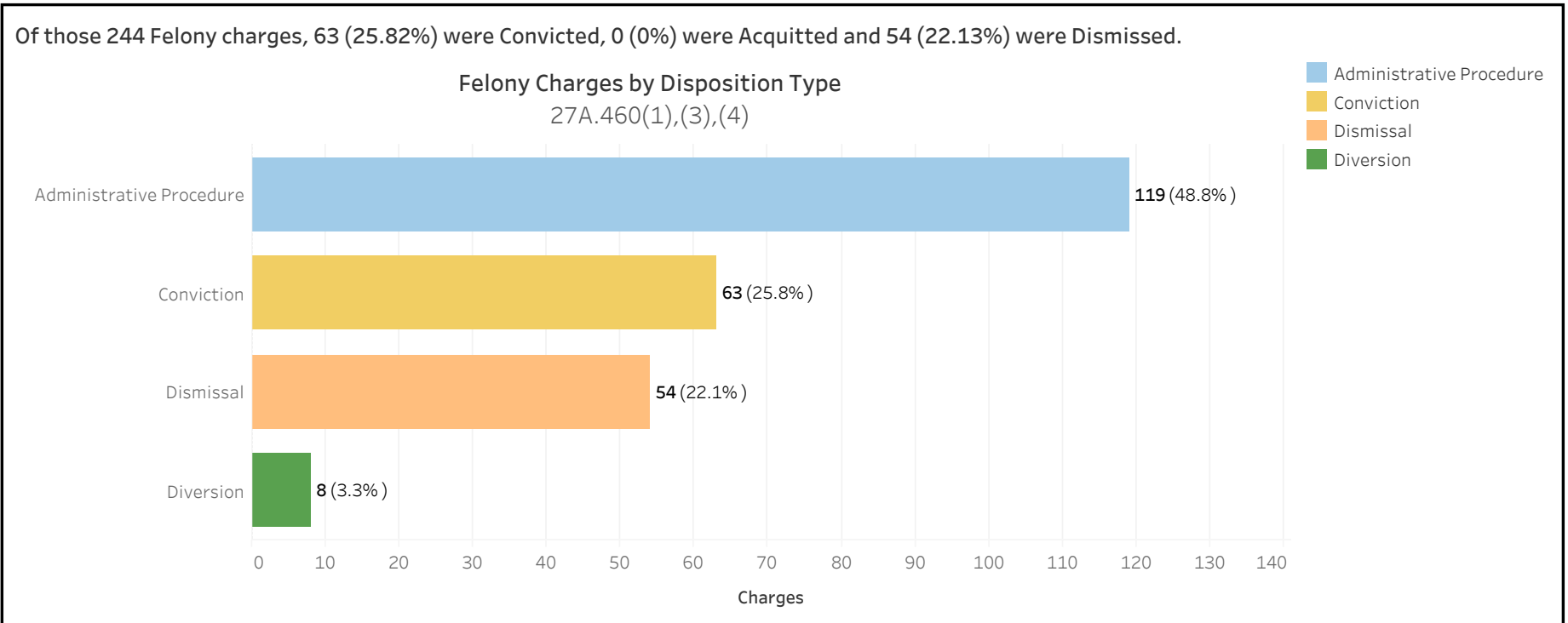


**ADMINISTRATIVE OFFICE OF THE COURTS**  
**Research and Statistics**  
 Annual Report FY 2023  
 Circuit Court - Felony Criminal Cases

**LAWRENCE COUNTY**

There were 244 Felony level charges and 39 Non-Felony level charges disposed within 214 Circuit Criminal cases during the Fiscal Year. Non-Felony charges include Misdemeanor, Violation, Local Ordinance or Other charges within those cases.

		Charges	Cases
LAWRENCE	Felony	244	177
	Felony amended to Non-Felony	39	



27A.460(1) Conviction Percentages  
 27A.460(3) Percentage of Acquittals  
 27A.460(4) Percentage of Dismissals

\* A case may consist of one or multiple convicted charges, the distinct count on cases counts the case only once.  
 \* Other Disposition types include: Denied, Extradition, Grand Jury, Granted, Merged, Mistrial, Grand Jury, Other, Remanded, and Sealed Records.



**ADMINISTRATIVE OFFICE OF THE COURTS**  
**Research and Statistics**  
 Annual Report FY 2023  
 Circuit Court - Felony Criminal Cases

**LAWRENCE COUNTY**

Felony Charges Convicted by Highest Penalty Type

Penalty Type	FELONY			MISDEMEANOR			Grand Total		
	Charges	% of Chgs	Cases	Charges	% of Chgs	Cases	Charges	% of Chgs	Cases
Incarcerated Prison	29	46.0%	20				29	19.7%	20
Incarcerated Jail	9	14.3%	8	41	48.8%	30	50	34.0%	34
Alternative: Home Incarcerati..				2	2.4%	2	2	1.4%	2
Alternative: Probation	25	39.7%	23	38	45.2%	26	63	42.9%	36
Alternative Sentence				1	1.2%	1	1	0.7%	1
No Sentence				2	2.4%	2	2	1.4%	2
<b>Grand Total</b>	<b>63</b>	<b>100.0%</b>	<b>51</b>	<b>84</b>	<b>100.0%</b>	<b>59</b>	<b>147</b>	<b>100.0%</b>	<b>87</b>

27A.460(2) Percentages of fines, imprisonment, or other penalty assessment

Original & Final Plea Type

		GUILTY	NOT GUILTY	UNKNOWN PLEA TYPE	Grand Total
Felony Charges	Original Plea		27 (11.1%)	217 (88.9%)	244 (100.0%)
	Final Plea	17 (7.0%)	10 (4.1%)	217 (88.9%)	244 (100.0%)
Felony amended to Non-Felony	Original Plea		7 (17.9%)	32 (82.1%)	39 (100.0%)
	Final Plea		7 (17.9%)	32 (82.1%)	39 (100.0%)

27A.460(5) Percentage of pleas as charges

27A.460(6) Percentage of pleas to reduce charges

\* A case may consist of one or multiple convicted charges, the distinct count on cases counts the case only once.

\* Convicted charges, percent of charges and the distinct count of cases are sorted by the highest sentence penalty for each of the convicted charges (Guilty, Guilty - Multiple Counts, Prepayable Citation - Paid or Guilty - Sealed Sentence, Enhanced).





**ADMINISTRATIVE OFFICE OF THE COURTS**  
**Research and Statistics**  
 Annual Report FY 2023  
 Circuit Court - Felony Criminal Cases

**LAWRENCE COUNTY**

Cases can have multiple charges which are heard either by a Court Trial, Jury Trial, No Trial or by a combination of trial types. Cases are categorized by how all the charges within the case were disposed. If all charges were disposed by the same trial type, it is counted in the separate category, otherwise, it is counted within the Mixed Trial category. If a charge had no trial type entered or it had No Trial, then it is counted in the No Trial category.

Cases by Trial Type  
 27A.460(7), (8), (9), (10)

	Mixed Trial	No Trial	Grand Total
Felony Amended to Non-Felony		37	37
		100.00%	100.00%
Felony Charges	1	176	177
	0.56%	99.44%	100.00%
Felony Convictions	1	50	51
	1.96%	98.04%	100.00%

- 27A.460(7) Percentage of disposition to guilty as charged by trial
- 27A.460(8) Percentage of those found guilty of lesser charge by trial
- 27A.460(9) Percentage of cases where jury trial taken
- 27A.460(10) Percentage of trials which are bench (court) trials

Shock Probation by Disposition Type  
 27A.440(3)(b)

	Grand Total
0	0

27A.440(3)(b) Extracted data on shock probation shall be placed in the annual report of the Administrative Office of the Courts

\* A case may consist of one or multiple convicted charges, the distinct count on cases counts the case only once.  
 \* Other Disposition types include: Denied, Extradition, Grand Jury, Granted, Merged, Mistrial, Grand Jury, Other, Remanded, and Sealed Records.



**ADMINISTRATIVE OFFICE OF THE COURTS**  
**Research and Statistics**  
 Annual Report FY 2023  
 Circuit Court - Felony Criminal Cases  
**LAWRENCE COUNTY**

### Youthful Offenders

There were 0 Felony level charges and 0 Non-Felony level charges disposed within 0 Circuit Criminal cases during the fiscal year. Non-Felony charges include Misdemeanor, Violation, Local Ordinance, or Other charges within those cases.

27A.460(11)

	Charges	Cases
Felony		
Felony Amended to Non-Felony		

27A.460(11) The number of juvenile offenders tried as an adult

Of the 0 Felony level charges disposed within the Youthful Offender cases, 0 (None%) charges were convicted.

Youthful Offender

		Grand Total
Felony Charges by Disposition Type	0	0

Note: A youth charged prior to their 18th birthday, proceeded against as a youthful offender under KRS 635.020(7) may not be included in the above.

KRS 635.020(7) If a person who is eighteen (18) or older is charged with a felony that occurred prior to their eighteenth birthday, the court shall, upon motion of the county attorney made prior to adjudication and consultation with the Commonwealth's Attorney, the case may proceed in accordance with the provisions of KRS 640.010.

\* A case may consist of one or multiple convicted charges, the distinct count on cases counts the case only once.

\* Other disposition types include: Denied, Extradition, Grand Jury, Granted, Merged, Mistrial, Grand Jury, Other, Remanded, and Sealed Records.

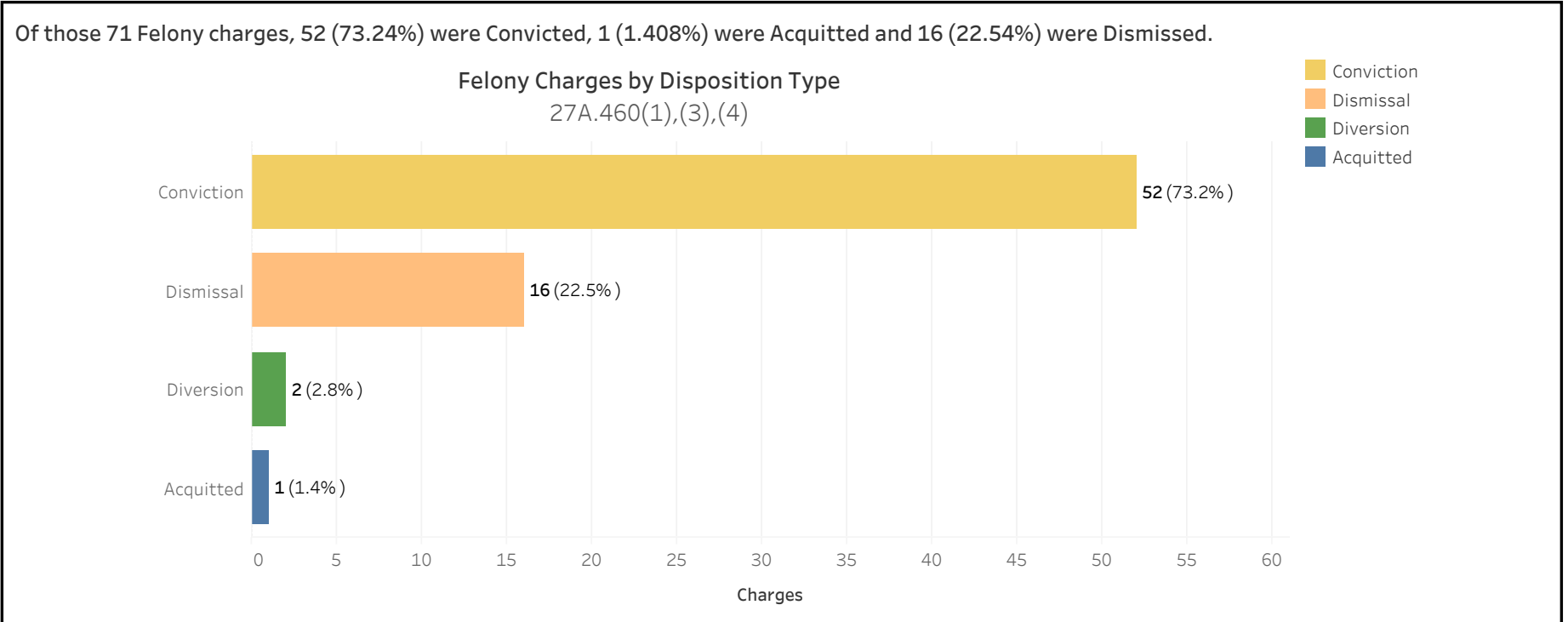


**ADMINISTRATIVE OFFICE OF THE COURTS**  
**Research and Statistics**  
 Annual Report FY 2023  
 Circuit Court - Felony Criminal Cases

**LEE COUNTY**

There were 71 Felony level charges and 5 Non-Felony level charges disposed within 51 Circuit Criminal cases during the Fiscal Year. Non-Felony charges include Misdemeanor, Violation, Local Ordinance or Other charges within those cases.

		Charges	Cases
LEE	Felony	71	47
	Felony amended to Non-Felony	5	



27A.460(1) Conviction Percentages  
 27A.460(3) Percentage of Acquittals  
 27A.460(4) Percentage of Dismissals

\* A case may consist of one or multiple convicted charges, the distinct count on cases counts the case only once.  
 \* Other Disposition types include: Denied, Extradition, Grand Jury, Granted, Merged, Mistrial, Grand Jury, Other, Remanded, and Sealed Records.



**ADMINISTRATIVE OFFICE OF THE COURTS**  
**Research and Statistics**  
 Annual Report FY 2023  
 Circuit Court - Felony Criminal Cases

**LEE COUNTY**

Felony Charges Convicted by Highest Penalty Type

Penalty Type	FELONY			MISDEMEANOR			VIOLATION			Grand Total		
	Charges	% of Chgs	Cases	Charges	% of Chgs	Cases	Charges	% of Chgs	Cases	Charges	% of Chgs	Cases
Incarcerated Prison	14	26.9%	13	1	6.7%	1				15	20.8%	14
Incarcerated Jail	11	21.2%	10	7	46.7%	5				18	25.0%	15
Alternative: Home Incarcerati..	1	1.9%	1							1	1.4%	1
Alternative: Probation	4	7.7%	2							4	5.6%	2
Alternative: Cond. Discharged	2	3.8%	2	1	6.7%	1				3	4.2%	3
Alternative Sentence	2	3.8%	2				1	20.0%	1	3	4.2%	3
Other Penalty	1	1.9%	1							1	1.4%	1
No Sentence	17	32.7%	11	6	40.0%	3	4	80.0%	1	27	37.5%	13
<b>Grand Total</b>	<b>52</b>	<b>100.0%</b>	<b>36</b>	<b>15</b>	<b>100.0%</b>	<b>10</b>	<b>5</b>	<b>100.0%</b>	<b>1</b>	<b>72</b>	<b>100.0%</b>	<b>41</b>

27A.460(2) Percentages of fines, imprisonment, or other penalty assessment

Original & Final Plea Type

		GUILTY	NOT GUILTY	UNKNOWN PLEA TYPE	Grand Total
Felony Charges	Original Plea	23 (32.4%)	35 (49.3%)	13 (18.3%)	71 (100.0%)
	Final Plea	56 (78.9%)	2 (2.8%)	13 (18.3%)	71 (100.0%)
Felony amended to Non-Felony	Original Plea	2 (40.0%)	1 (20.0%)	2 (40.0%)	5 (100.0%)
	Final Plea	2 (40.0%)	1 (20.0%)	2 (40.0%)	5 (100.0%)

27A.460(5) Percentage of pleas as charges

27A.460(6) Percentage of pleas to reduce charges

\* A case may consist of one or multiple convicted charges, the distinct count on cases counts the case only once.

\* Convicted charges, percent of charges and the distinct count of cases are sorted by the highest sentence penalty for each of the convicted charges (Guilty, Guilty - Multiple Counts, Prepayable Citation - Paid or Guilty - Sealed Sentence, Enhanced).



**ADMINISTRATIVE OFFICE OF THE COURTS**  
**Research and Statistics**  
 Annual Report FY 2023  
 Circuit Court - Felony Criminal Cases

**LEE COUNTY**

Cases can have multiple charges which are heard either by a Court Trial, Jury Trial, No Trial or by a combination of trial types. Cases are categorized by how all the charges within the case were disposed. If all charges were disposed by the same trial type, it is counted in the separate category, otherwise, it is counted within the Mixed Trial category. If a charge had no trial type entered or it had No Trial, then it is counted in the No Trial category.

Cases by Trial Type  
 27A.460(7), (8), (9), (10)

	Mixed Trial	No Trial	Grand Total
Felony Amended to Non-Felony		4	4
		100.00%	100.00%
Felony Charges	1	46	47
	2.13%	97.87%	100.00%
Felony Convictions	1	35	36
	2.78%	97.22%	100.00%

- 27A.460(7) Percentage of disposition to guilty as charged by trial
- 27A.460(8) Percentage of those found guilty of lesser charge by trial
- 27A.460(9) Percentage of cases where jury trial taken
- 27A.460(10) Percentage of trials which are bench (court) trials

Shock Probation by Disposition Type  
 27A.440(3)(b)

	Grand Total
0	0

27A.440(3)(b) Extracted data on shock probation shall be placed in the annual report of the Administrative Office of the Courts

\* A case may consist of one or multiple convicted charges, the distinct count on cases counts the case only once.  
 \* Other Disposition types include: Denied, Extradition, Grand Jury, Granted, Merged, Mistrial, Grand Jury, Other, Remanded, and Sealed Records.



**ADMINISTRATIVE OFFICE OF THE COURTS**  
**Research and Statistics**  
 Annual Report FY 2023  
 Circuit Court - Felony Criminal Cases  
**LEE COUNTY**

### Youthful Offenders

There were 0 Felony level charges and 0 Non-Felony level charges disposed within 0 Circuit Criminal cases during the fiscal year. Non-Felony charges include Misdemeanor, Violation, Local Ordinance, or Other charges within those cases.

27A.460(11)

	Charges	Cases
Felony		
Felony Amended to Non-Felony		

27A.460(11) The number of juvenile offenders tried as an adult

Of the 0 Felony level charges disposed within the Youthful Offender cases, 0 (None%) charges were convicted.

Youthful Offender

		Grand Total
Felony Charges by Disposition Type	0	0

Note: A youth charged prior to their 18th birthday, proceeded against as a youthful offender under KRS 635.020(7) may not be included in the above.

KRS 635.020(7) If a person who is eighteen (18) or older is charged with a felony that occurred prior to their eighteenth birthday, the court shall, upon motion of the county attorney made prior to adjudication and consultation with the Commonwealth's Attorney, the case may proceed in accordance with the provisions of KRS 640.010.

\* A case may consist of one or multiple convicted charges, the distinct count on cases counts the case only once.

\* Other disposition types include: Denied, Extradition, Grand Jury, Granted, Merged, Mistrial, Grand Jury, Other, Remanded, and Sealed Records.

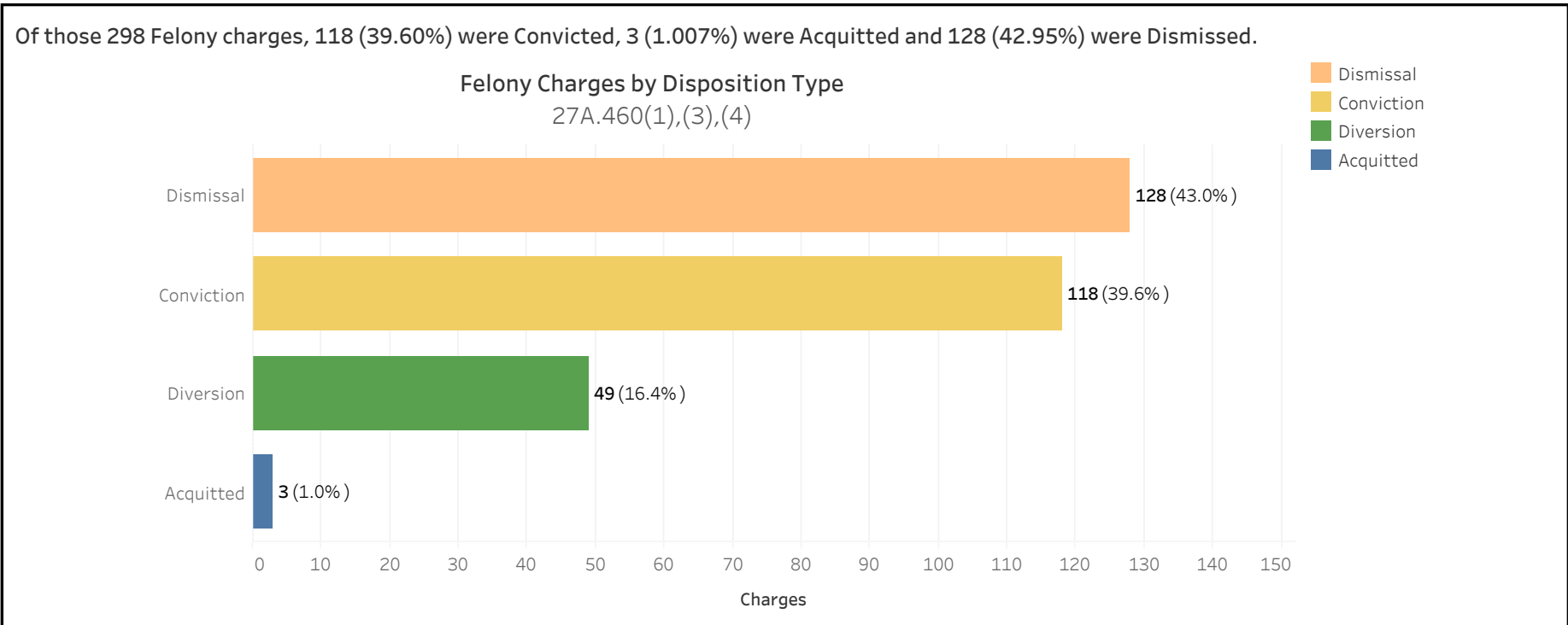


**ADMINISTRATIVE OFFICE OF THE COURTS**  
**Research and Statistics**  
 Annual Report FY 2023  
 Circuit Court - Felony Criminal Cases

**LESLIE COUNTY**

There were 298 Felony level charges and 4 Non-Felony level charges disposed within 176 Circuit Criminal cases during the Fiscal Year. Non-Felony charges include Misdemeanor, Violation, Local Ordinance or Other charges within those cases.

		Charges	Cases
LESLIE	Felony	298	172
	Felony amended to Non-Felony	4	



27A.460(1) Conviction Percentages  
 27A.460(3) Percentage of Acquittals  
 27A.460(4) Percentage of Dismissals

\* A case may consist of one or multiple convicted charges, the distinct count on cases counts the case only once.  
 \* Other Disposition types include: Denied, Extradition, Grand Jury, Granted, Merged, Mistrial, Grand Jury, Other, Remanded, and Sealed Records.



**ADMINISTRATIVE OFFICE OF THE COURTS**  
**Research and Statistics**  
 Annual Report FY 2023  
 Circuit Court - Felony Criminal Cases

**LESLIE COUNTY**

Felony Charges Convicted by Highest Penalty Type

Penalty Type	FELONY			MISDEMEANOR			VIOLATION			Grand Total		
	Charges	% of Chgs	Cases	Charges	% of Chgs	Cases	Charges	% of Chgs	Cases	Charges	% of Chgs	Cases
Incarcerated Prison	37	31.4%	31	2	5.4%	2				39	24.8%	32
Incarcerated Jail	20	16.9%	17	14	37.8%	13				34	21.7%	28
Alternative: Probation	58	49.2%	48	10	27.0%	8				68	43.3%	54
Alternative: Cond. Discharged				3	8.1%	2				3	1.9%	2
Alternative Sentence				1	2.7%	1				1	0.6%	1
Pay Fine				6	16.2%	6	2	100.0%	2	8	5.1%	8
Pay Court Cost	1	0.8%	1	1	2.7%	1				2	1.3%	2
Other Penalty	1	0.8%	1							1	0.6%	1
No Sentence	1	0.8%	1							1	0.6%	1
<b>Grand Total</b>	<b>118</b>	<b>100.0%</b>	<b>99</b>	<b>37</b>	<b>100.0%</b>	<b>28</b>	<b>2</b>	<b>100.0%</b>	<b>2</b>	<b>157</b>	<b>100.0%</b>	<b>116</b>

27A.460(2) Percentages of fines, imprisonment, or other penalty assessment

Original & Final Plea Type

		UNKNOWN PLEA TYPE	Grand Total
Felony Charges	Original Plea	298 (100.0%)	298 (100.0%)
	Final Plea	298 (100.0%)	298 (100.0%)
Felony amended to Non-Felony	Original Plea	4 (100.0%)	4 (100.0%)
	Final Plea	4 (100.0%)	4 (100.0%)

27A.460(5) Percentage of pleas as charges

27A.460(6) Percentage of pleas to reduce charges

\* A case may consist of one or multiple convicted charges, the distinct count on cases counts the case only once.

\* Convicted charges, percent of charges and the distinct count of cases are sorted by the highest sentence penalty for each of the convicted charges (Guilty, Guilty - Multiple Counts, Prepayable Citation - Paid or Guilty - Sealed Sentence, Enhanced).





**ADMINISTRATIVE OFFICE OF THE COURTS**  
**Research and Statistics**  
 Annual Report FY 2023  
 Circuit Court - Felony Criminal Cases

**LESLIE COUNTY**

Cases can have multiple charges which are heard either by a Court Trial, Jury Trial, No Trial or by a combination of trial types. Cases are categorized by how all the charges within the case were disposed. If all charges were disposed by the same trial type, it is counted in the separate category, otherwise, it is counted within the Mixed Trial category. If a charge had no trial type entered or it had No Trial, then it is counted in the No Trial category.

Cases by Trial Type  
 27A.460(7), (8), (9), (10)

	Jury Trial	Mixed Trial	No Trial	Grand Total
Felony Amended to Non-Felony			4	4
			100.00%	100.00%
Felony Charges	1	4	167	172
	0.58%	2.33%	97.09%	100.00%
Felony Convictions	1	4	94	99
	1.01%	4.04%	94.95%	100.00%

- 27A.460(7) Percentage of disposition to guilty as charged by trial
- 27A.460(8) Percentage of those found guilty of lesser charge by trial
- 27A.460(9) Percentage of cases where jury trial taken
- 27A.460(10) Percentage of trials which are bench (court) trials

Shock Probation by Disposition Type  
 27A.440(3)(b)

	Denied	Granted	Grand Total
0026090 SHOCK PROBATION IN FELONY CONVICTIONS	7	3	10
	70.00%	30.00%	100.00%

27A.440(3)(b) Extracted data on shock probation shall be placed in the annual report of the Administrative Office of the Courts

\* A case may consist of one or multiple convicted charges, the distinct count on cases counts the case only once.  
 \* Other Disposition types include: Denied, Extradition, Grand Jury, Granted, Merged, Mistrial, Grand Jury, Other, Remanded, and Sealed Records.



**ADMINISTRATIVE OFFICE OF THE COURTS**  
**Research and Statistics**  
 Annual Report FY 2023  
 Circuit Court - Felony Criminal Cases  
**LESLIE COUNTY**

**Youthful Offenders**

There were 0 Felony level charges and 0 Non-Felony level charges disposed within 0 Circuit Criminal cases during the fiscal year. Non-Felony charges include Misdemeanor, Violation, Local Ordinance, or Other charges within those cases.

27A.460(11)

	Charges	Cases
Felony		
Felony Amended to Non-Felony		

27A.460(11) The number of juvenile offenders tried as an adult

Of the 0 Felony level charges disposed within the Youthful Offender cases, 0 (None%) charges were convicted.

Youthful Offender

	Grand Total
Felony Charges by Disposition Type	0

Note: A youth charged prior to their 18th birthday, proceeded against as a youthful offender under KRS 635.020(7) may not be included in the above.

KRS 635.020(7) If a person who is eighteen (18) or older is charged with a felony that occurred prior to their eighteenth birthday, the court shall, upon motion of the county attorney made prior to adjudication and consultation with the Commonwealth's Attorney, the case may proceed in accordance with the provisions of KRS 640.010.

\* A case may consist of one or multiple convicted charges, the distinct count on cases counts the case only once.

\* Other disposition types include: Denied, Extradition, Grand Jury, Granted, Merged, Mistrial, Grand Jury, Other, Remanded, and Sealed Records.

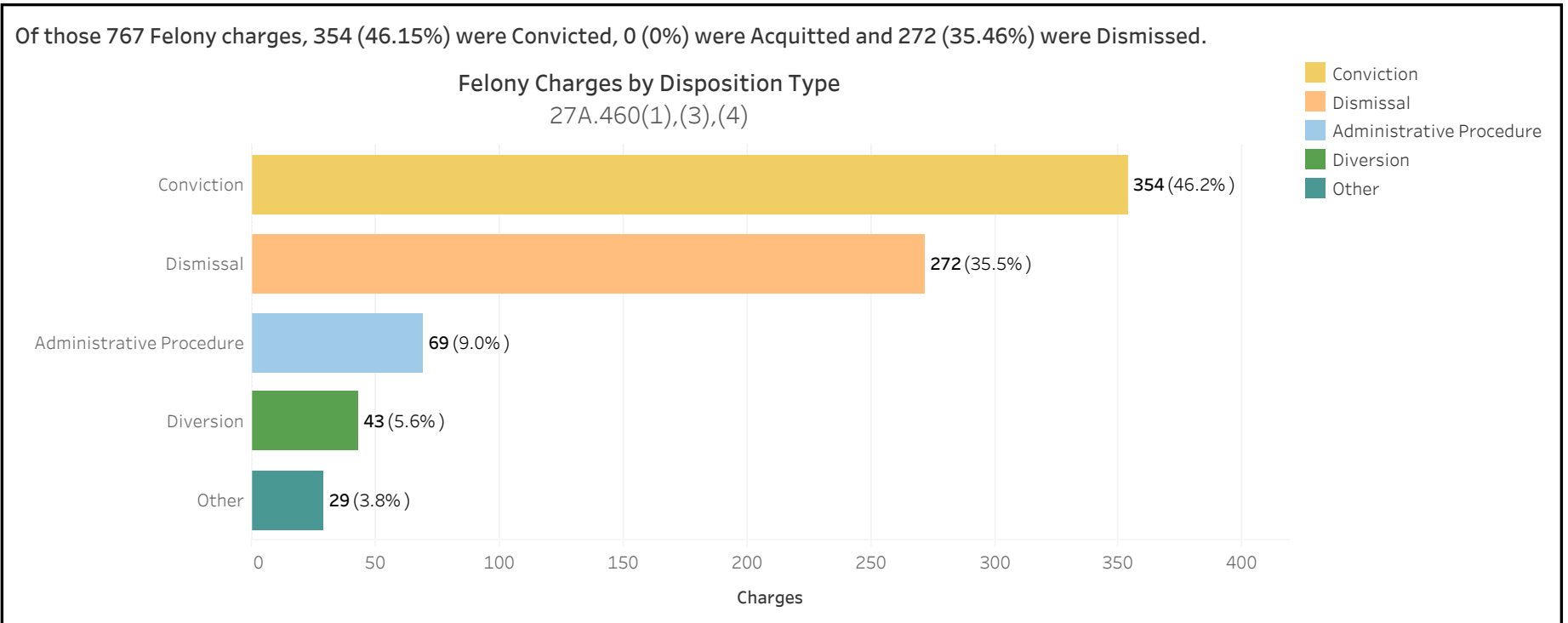


**ADMINISTRATIVE OFFICE OF THE COURTS**  
**Research and Statistics**  
 Annual Report FY 2023  
 Circuit Court - Felony Criminal Cases

**LETCHER COUNTY**

There were 767 Felony level charges and 45 Non-Felony level charges disposed within 497 Circuit Criminal cases during the Fiscal Year. Non-Felony charges include Misdemeanor, Violation, Local Ordinance or Other charges within those cases.

		Charges	Cases
LETCHER	Felony	767	475
	Felony amended to Non-Felony	45	



27A.460(1) Conviction Percentages  
 27A.460(3) Percentage of Acquittals  
 27A.460(4) Percentage of Dismissals

\* A case may consist of one or multiple convicted charges, the distinct count on cases counts the case only once.  
 \* Other Disposition types include: Denied, Extradition, Grand Jury, Granted, Merged, Mistrial, Grand Jury, Other, Remanded, and Sealed Records.



**ADMINISTRATIVE OFFICE OF THE COURTS**  
**Research and Statistics**  
 Annual Report FY 2023  
 Circuit Court - Felony Criminal Cases

**LETCHER COUNTY**

Felony Charges Convicted by Highest Penalty Type

Penalty Type	FELONY			MISDEMEANOR			VIOLATION			Grand Total		
	Charges	% of Chgs	Cases	Charges	% of Chgs	Cases	Charges	% of Chgs	Cases	Charges	% of Chgs	Cases
Incarcerated Prison	162	46.0%	66							162	28.1%	66
Incarcerated Jail	47	13.4%	37	89	39.9%	43				136	23.6%	66
Alternative: Probation	137	38.9%	119	129	57.8%	64				266	46.1%	139
Pay Fine							1	50.0%	1	1	0.2%	1
Other Penalty	5	1.4%	4	3	1.3%	3				8	1.4%	6
No Sentence	1	0.3%	1	2	0.9%	1	1	50.0%	1	4	0.7%	2
<b>Grand Total</b>	<b>352</b>	<b>100.0%</b>	<b>225</b>	<b>223</b>	<b>100.0%</b>	<b>109</b>	<b>2</b>	<b>100.0%</b>	<b>2</b>	<b>577</b>	<b>100.0%</b>	<b>251</b>

27A.460(2) Percentages of fines, imprisonment, or other penalty assessment

Original & Final Plea Type

		GUILTY	NOT GUILTY	UNKNOWN PLEA TYPE	Grand Total
Felony Charges	Original Plea		350 (45.6%)	417 (54.4%)	767 (100.0%)
	Final Plea	348 (45.4%)	2 (0.3%)	417 (54.4%)	767 (100.0%)
Felony amended to Non-Felony	Original Plea		1 (2.2%)	44 (97.8%)	45 (100.0%)
	Final Plea	1 (2.2%)		44 (97.8%)	45 (100.0%)

27A.460(5) Percentage of pleas as charges

27A.460(6) Percentage of pleas to reduce charges

\* A case may consist of one or multiple convicted charges, the distinct count on cases counts the case only once.

\* Convicted charges, percent of charges and the distinct count of cases are sorted by the highest sentence penalty for each of the convicted charges (Guilty, Guilty - Multiple Counts, Prepayable Citation - Paid or Guilty - Sealed Sentence, Enhanced).



**ADMINISTRATIVE OFFICE OF THE COURTS**  
**Research and Statistics**  
 Annual Report FY 2023  
 Circuit Court - Felony Criminal Cases

**LETCHER COUNTY**

Cases can have multiple charges which are heard either by a Court Trial, Jury Trial, No Trial or by a combination of trial types. Cases are categorized by how all the charges within the case were disposed. If all charges were disposed by the same trial type, it is counted in the separate category, otherwise, it is counted within the Mixed Trial category. If a charge had no trial type entered or it had No Trial, then it is counted in the No Trial category.

Cases by Trial Type  
 27A.460(7), (8), (9), (10)

	Mixed Trial	No Trial	Grand Total
Felony Amended to Non-Felony		22	22
		100.00%	100.00%
Felony Charges	11	464	475
	2.32%	97.68%	100.00%
Felony Convictions	4	221	225
	1.78%	98.22%	100.00%

- 27A.460(7) Percentage of disposition to guilty as charged by trial
- 27A.460(8) Percentage of those found guilty of lesser charge by trial
- 27A.460(9) Percentage of cases where jury trial taken
- 27A.460(10) Percentage of trials which are bench (court) trials

Shock Probation by Disposition Type  
 27A.440(3)(b)

	Granted	Grand Total
0026090 SHOCK PROBATION IN FELONY CONVICTIONS	6	6
	100.00%	100.00%

27A.440(3)(b) Extracted data on shock probation shall be placed in the annual report of the Administrative Office of the Courts

\* A case may consist of one or multiple convicted charges, the distinct count on cases counts the case only once.  
 \* Other Disposition types include: Denied, Extradition, Grand Jury, Granted, Merged, Mistrial, Grand Jury, Other, Remanded, and Sealed Records.



**ADMINISTRATIVE OFFICE OF THE COURTS**  
**Research and Statistics**  
 Annual Report FY 2023  
 Circuit Court - Felony Criminal Cases  
**LETCHER COUNTY**

### Youthful Offenders

There were 0 Felony level charges and 0 Non-Felony level charges disposed within 0 Circuit Criminal cases during the fiscal year. Non-Felony charges include Misdemeanor, Violation, Local Ordinance, or Other charges within those cases.

27A.460(11)

	Charges	Cases
Felony		
Felony Amended to Non-Felony		

27A.460(11) The number of juvenile offenders tried as an adult

Of the 0 Felony level charges disposed within the Youthful Offender cases, 0 (None%) charges were convicted.

Youthful Offender

		Grand Total
Felony Charges by Disposition Type	0	0

Note: A youth charged prior to their 18th birthday, proceeded against as a youthful offender under KRS 635.020(7) may not be included in the above.

KRS 635.020(7) If a person who is eighteen (18) or older is charged with a felony that occurred prior to their eighteenth birthday, the court shall, upon motion of the county attorney made prior to adjudication and consultation with the Commonwealth's Attorney, the case may proceed in accordance with the provisions of KRS 640.010.

\* A case may consist of one or multiple convicted charges, the distinct count on cases counts the case only once.

\* Other disposition types include: Denied, Extradition, Grand Jury, Granted, Merged, Mistrial, Grand Jury, Other, Remanded, and Sealed Records.

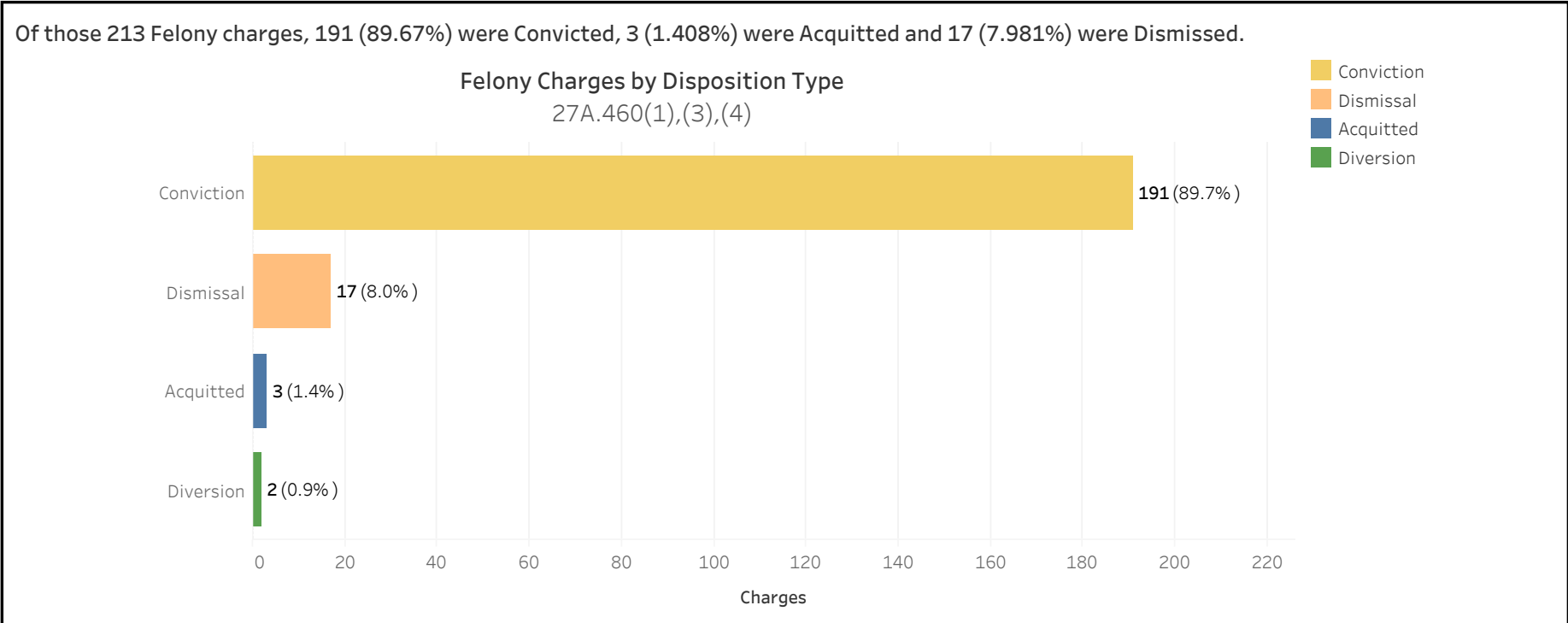


**ADMINISTRATIVE OFFICE OF THE COURTS**  
**Research and Statistics**  
 Annual Report FY 2023  
 Circuit Court - Felony Criminal Cases

**LEWIS COUNTY**

There were 213 Felony level charges and 1 Non-Felony level charges disposed within 36 Circuit Criminal cases during the Fiscal Year. Non-Felony charges include Misdemeanor, Violation, Local Ordinance or Other charges within those cases.

		Charges	Cases
LEWIS	Felony	213	35
	Felony amended to Non-Felony	1	



27A.460(1) Conviction Percentages  
 27A.460(3) Percentage of Acquittals  
 27A.460(4) Percentage of Dismissals

\* A case may consist of one or multiple convicted charges, the distinct count on cases counts the case only once.  
 \* Other Disposition types include: Denied, Extradition, Grand Jury, Granted, Merged, Mistrial, Grand Jury, Other, Remanded, and Sealed Records.



**ADMINISTRATIVE OFFICE OF THE COURTS**  
**Research and Statistics**  
 Annual Report FY 2023  
 Circuit Court - Felony Criminal Cases

**LEWIS COUNTY**

Felony Charges Convicted by Highest Penalty Type

Penalty Type	FELONY			MISDEMEANOR			VIOLATION			Grand Total		
	Charges	% of Chgs	Cases	Charges	% of Chgs	Cases	Charges	% of Chgs	Cases	Charges	% of Chgs	Cases
Incarcerated Prison	167	88.8%	24	1	8.3%	1				168	83.2%	24
Incarcerated Jail	7	3.7%	3	8	66.7%	7				15	7.4%	9
Alternative: Probation	12	6.4%	4							12	5.9%	4
Pay Fine				2	16.7%	2	2	100.0%	1	4	2.0%	2
No Sentence	2	1.1%	1	1	8.3%	1				3	1.5%	2
<b>Grand Total</b>	<b>188</b>	<b>100.0%</b>	<b>29</b>	<b>12</b>	<b>100.0%</b>	<b>9</b>	<b>2</b>	<b>100.0%</b>	<b>1</b>	<b>202</b>	<b>100.0%</b>	<b>29</b>

27A.460(2) Percentages of fines, imprisonment, or other penalty assessment

Original & Final Plea Type

		GUILTY	NOT GUILTY	Grand Total
Felony Charges	Original Plea	5 (2.3%)	208 (97.7%)	213 (100.0%)
	Final Plea	193 (90.6%)	20 (9.4%)	213 (100.0%)
Felony amended to Non-Felony	Original Plea		1 (100.0%)	1 (100.0%)
	Final Plea		1 (100.0%)	1 (100.0%)

27A.460(5) Percentage of pleas as charges

27A.460(6) Percentage of pleas to reduce charges

\* A case may consist of one or multiple convicted charges, the distinct count on cases counts the case only once.

\* Convicted charges, percent of charges and the distinct count of cases are sorted by the highest sentence penalty for each of the convicted charges (Guilty, Guilty - Multiple Counts, Prepayable Citation - Paid or Guilty - Sealed Sentence, Enhanced).





**ADMINISTRATIVE OFFICE OF THE COURTS**  
**Research and Statistics**  
 Annual Report FY 2023  
 Circuit Court - Felony Criminal Cases

**LEWIS COUNTY**

Cases can have multiple charges which are heard either by a Court Trial, Jury Trial, No Trial or by a combination of trial types. Cases are categorized by how all the charges within the case were disposed. If all charges were disposed by the same trial type, it is counted in the separate category, otherwise, it is counted within the Mixed Trial category. If a charge had no trial type entered or it had No Trial, then it is counted in the No Trial category.

Cases by Trial Type  
 27A.460(7), (8), (9), (10)

	Mixed Trial	No Trial	Grand Total
Felony Amended to Non-Felony	1 100.00%		1 100.00%
Felony Charges	3 8.57%	32 91.43%	35 100.00%
Felony Convictions	3 10.34%	26 89.66%	29 100.00%

- 27A.460(7) Percentage of disposition to guilty as charged by trial
- 27A.460(8) Percentage of those found guilty of lesser charge by trial
- 27A.460(9) Percentage of cases where jury trial taken
- 27A.460(10) Percentage of trials which are bench (court) trials

Shock Probation by Disposition Type  
 27A.440(3)(b)

	Denied	Granted	Withdrawn	Grand Total
0026090 SHOCK PROBATION IN FELONY CONVICTIONS	14 87.50%	1 6.25%	1 6.25%	16 100.00%

27A.440(3)(b) Extracted data on shock probation shall be placed in the annual report of the Administrative Office of the Courts

\* A case may consist of one or multiple convicted charges, the distinct count on cases counts the case only once.  
 \* Other Disposition types include: Denied, Extradition, Grand Jury, Granted, Merged, Mistrial, Grand Jury, Other, Remanded, and Sealed Records.



**ADMINISTRATIVE OFFICE OF THE COURTS**  
**Research and Statistics**  
 Annual Report FY 2023  
 Circuit Court - Felony Criminal Cases  
**LEWIS COUNTY**

### Youthful Offenders

There were 0 Felony level charges and 0 Non-Felony level charges disposed within 0 Circuit Criminal cases during the fiscal year. Non-Felony charges include Misdemeanor, Violation, Local Ordinance, or Other charges within those cases.

27A.460(11)

	Charges	Cases
Felony		
Felony Amended to Non-Felony		

27A.460(11) The number of juvenile offenders tried as an adult

Of the 0 Felony level charges disposed within the Youthful Offender cases, 0 (None%) charges were convicted.

Youthful Offender

		Grand Total
Felony Charges by Disposition Type	0	0

Note: A youth charged prior to their 18th birthday, proceeded against as a youthful offender under KRS 635.020(7) may not be included in the above.

KRS 635.020(7) If a person who is eighteen (18) or older is charged with a felony that occurred prior to their eighteenth birthday, the court shall, upon motion of the county attorney made prior to adjudication and consultation with the Commonwealth's Attorney, the case may proceed in accordance with the provisions of KRS 640.010.

\* A case may consist of one or multiple convicted charges, the distinct count on cases counts the case only once.

\* Other disposition types include: Denied, Extradition, Grand Jury, Granted, Merged, Mistrial, Grand Jury, Other, Remanded, and Sealed Records.

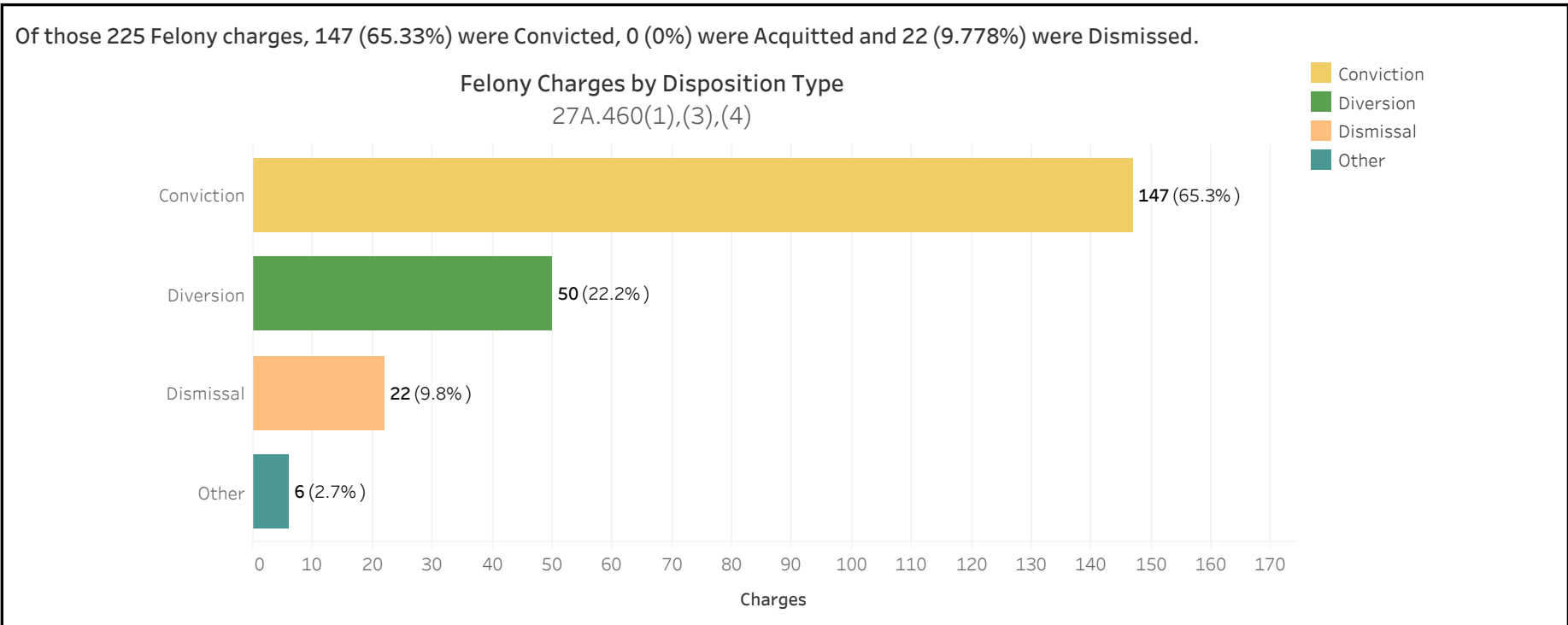


**ADMINISTRATIVE OFFICE OF THE COURTS**  
**Research and Statistics**  
 Annual Report FY 2023  
 Circuit Court - Felony Criminal Cases

**LINCOLN COUNTY**

There were 225 Felony level charges and 12 Non-Felony level charges disposed within 181 Circuit Criminal cases during the Fiscal Year. Non-Felony charges include Misdemeanor, Violation, Local Ordinance or Other charges within those cases.

		Charges	Cases
LINCOLN	Felony	225	170
	Felony amended to Non-Felony	12	



27A.460(1) Conviction Percentages  
 27A.460(3) Percentage of Acquittals  
 27A.460(4) Percentage of Dismissals

\* A case may consist of one or multiple convicted charges, the distinct count on cases counts the case only once.  
 \* Other Disposition types include: Denied, Extradition, Grand Jury, Granted, Merged, Mistrial, Grand Jury, Other, Remanded, and Sealed Records.



**ADMINISTRATIVE OFFICE OF THE COURTS**  
**Research and Statistics**  
 Annual Report FY 2023  
 Circuit Court - Felony Criminal Cases

**LINCOLN COUNTY**

Felony Charges Convicted by Highest Penalty Type

Penalty Type	FELONY			MISDEMEANOR			Grand Total		
	Charges	% of Chgs	Cases	Charges	% of Chgs	Cases	Charges	% of Chgs	Cases
Incarcerated Prison	56	38.1%	37	1	2.1%	1	57	29.2%	37
Incarcerated Jail	22	15.0%	21	16	33.3%	13	38	19.5%	33
Alternative: Probation	6	4.1%	4				6	3.1%	4
Alternative: Cond. Discharged	63	42.9%	51	21	43.8%	18	84	43.1%	57
Alternative Sentence				4	8.3%	2	4	2.1%	2
Pay Fine				5	10.4%	5	5	2.6%	5
No Sentence				1	2.1%	1	1	0.5%	1
<b>Grand Total</b>	<b>147</b>	<b>100.0%</b>	<b>112</b>	<b>48</b>	<b>100.0%</b>	<b>37</b>	<b>195</b>	<b>100.0%</b>	<b>125</b>

27A.460(2) Percentages of fines, imprisonment, or other penalty assessment

Original & Final Plea Type

		GUILTY	NOT GUILTY	UNKNOWN PLEA TYPE	Grand Total
Felony Charges	Original Plea	1 (0.4%)	6 (2.7%)	218 (96.9%)	225 (100.0%)
	Final Plea	7 (3.1%)		218 (96.9%)	225 (100.0%)
Felony amended to Non-Felony	Original Plea			12 (100.0%)	12 (100.0%)
	Final Plea			12 (100.0%)	12 (100.0%)

27A.460(5) Percentage of pleas as charges

27A.460(6) Percentage of pleas to reduce charges

\* A case may consist of one or multiple convicted charges, the distinct count on cases counts the case only once.

\* Convicted charges, percent of charges and the distinct count of cases are sorted by the highest sentence penalty for each of the convicted charges (Guilty, Guilty - Multiple Counts, Prepayable Citation - Paid or Guilty - Sealed Sentence, Enhanced).



**ADMINISTRATIVE OFFICE OF THE COURTS**  
**Research and Statistics**  
 Annual Report FY 2023  
 Circuit Court - Felony Criminal Cases

**LINCOLN COUNTY**

Cases can have multiple charges which are heard either by a Court Trial, Jury Trial, No Trial or by a combination of trial types. Cases are categorized by how all the charges within the case were disposed. If all charges were disposed by the same trial type, it is counted in the separate category, otherwise, it is counted within the Mixed Trial category. If a charge had no trial type entered or it had No Trial, then it is counted in the No Trial category.

Cases by Trial Type  
 27A.460(7), (8), (9), (10)

	Mixed Trial	No Trial	Grand Total
Felony Amended to Non-Felony		11	<b>11</b>
		100.00%	100.00%
Felony Charges	3	167	<b>170</b>
	1.76%	98.24%	100.00%
Felony Convictions	3	109	<b>112</b>
	2.68%	97.32%	100.00%

- 27A.460(7) Percentage of disposition to guilty as charged by trial
- 27A.460(8) Percentage of those found guilty of lesser charge by trial
- 27A.460(9) Percentage of cases where jury trial taken
- 27A.460(10) Percentage of trials which are bench (court) trials

Shock Probation by Disposition Type  
 27A.440(3)(b)

	Grand Total
0	0

27A.440(3)(b) Extracted data on shock probation shall be placed in the annual report of the Administrative Office of the Courts

\* A case may consist of one or multiple convicted charges, the distinct count on cases counts the case only once.  
 \* Other Disposition types include: Denied, Extradition, Grand Jury, Granted, Merged, Mistrial, Grand Jury, Other, Remanded, and Sealed Records.



**ADMINISTRATIVE OFFICE OF THE COURTS**  
**Research and Statistics**  
 Annual Report FY 2023  
 Circuit Court - Felony Criminal Cases  
**LINCOLN COUNTY**

**Youthful Offenders**

There were 0 Felony level charges and 0 Non-Felony level charges disposed within 0 Circuit Criminal cases during the fiscal year. Non-Felony charges include Misdemeanor, Violation, Local Ordinance, or Other charges within those cases.

27A.460(11)

	Charges	Cases
Felony		
Felony Amended to Non-Felony		

27A.460(11) The number of juvenile offenders tried as an adult

Of the 0 Felony level charges disposed within the Youthful Offender cases, 0 (None%) charges were convicted.

Youthful Offender

	Grand Total
Felony Charges by Disposition Type	0

Note: A youth charged prior to their 18th birthday, proceeded against as a youthful offender under KRS 635.020(7) may not be included in the above.

KRS 635.020(7) If a person who is eighteen (18) or older is charged with a felony that occurred prior to their eighteenth birthday, the court shall, upon motion of the county attorney made prior to adjudication and consultation with the Commonwealth's Attorney, the case may proceed in accordance with the provisions of KRS 640.010.

\* A case may consist of one or multiple convicted charges, the distinct count on cases counts the case only once.

\* Other disposition types include: Denied, Extradition, Grand Jury, Granted, Merged, Mistrial, Grand Jury, Other, Remanded, and Sealed Records.

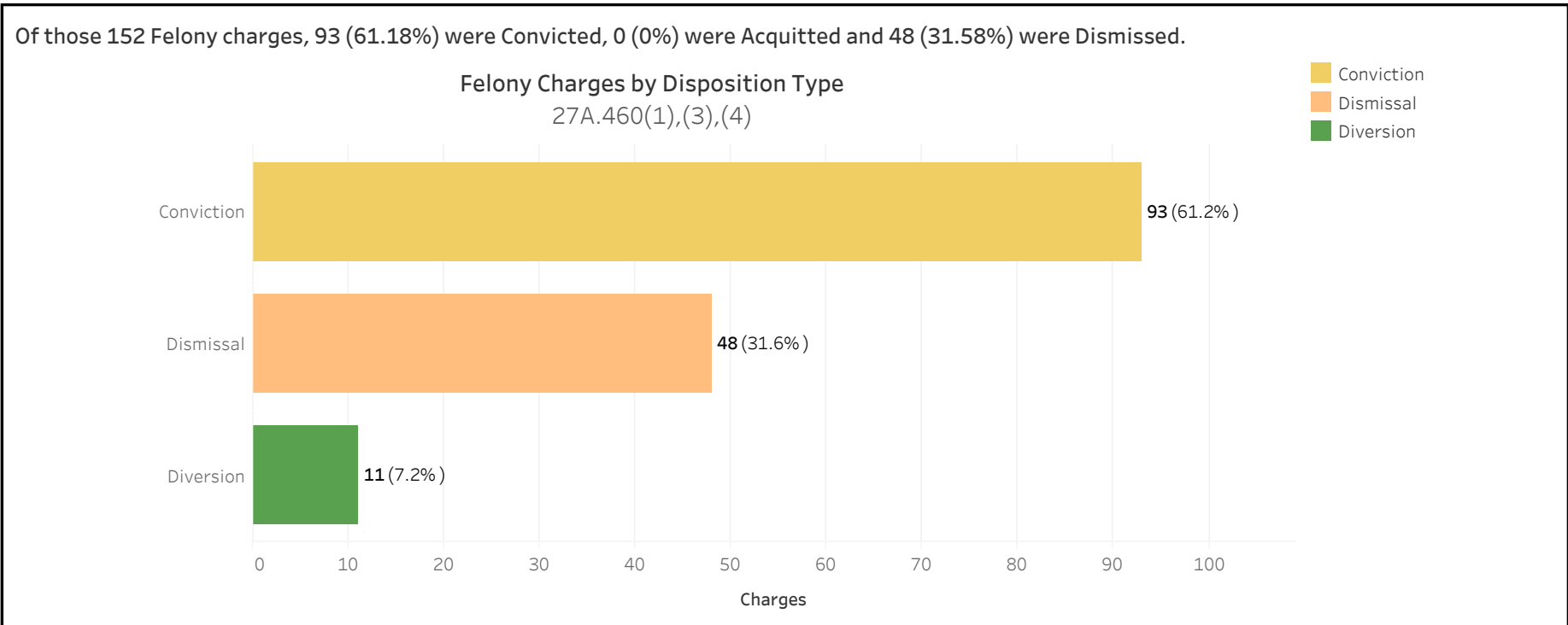


**ADMINISTRATIVE OFFICE OF THE COURTS**  
**Research and Statistics**  
 Annual Report FY 2023  
 Circuit Court - Felony Criminal Cases

**LIVINGSTON COUNTY**

There were 152 Felony level charges and 13 Non-Felony level charges disposed within 101 Circuit Criminal cases during the Fiscal Year. Non-Felony charges include Misdemeanor, Violation, Local Ordinance or Other charges within those cases.

	Charges	Cases
LIVINGSTON Felony	152	93
Felony amended to Non-Felony	13	



27A.460(1) Conviction Percentages  
 27A.460(3) Percentage of Acquittals  
 27A.460(4) Percentage of Dismissals

\* A case may consist of one or multiple convicted charges, the distinct count on cases counts the case only once.  
 \* Other Disposition types include: Denied, Extradition, Grand Jury, Granted, Merged, Mistrial, Grand Jury, Other, Remanded, and Sealed Records.



**ADMINISTRATIVE OFFICE OF THE COURTS**  
**Research and Statistics**  
 Annual Report FY 2023  
 Circuit Court - Felony Criminal Cases

**LIVINGSTON COUNTY**

Felony Charges Convicted by Highest Penalty Type

Penalty Type	FELONY			MISDEMEANOR			VIOLATION			Grand Total		
	Charges	% of Chgs	Cases	Charges	% of Chgs	Cases	Charges	% of Chgs	Cases	Charges	% of Chgs	Cases
Incarcerated Prison	51	55.4%	30							51	23.0%	30
Incarcerated Jail	20	21.7%	15	70	58.3%	33				90	40.5%	36
Alternative: Probation	20	21.7%	20	44	36.7%	19				64	28.8%	28
Alternative: Cond. Discharged				1	0.8%	1				1	0.5%	1
Alternative Sentence				2	1.7%	2				2	0.9%	2
Pay Fine				2	1.7%	2	9	90.0%	4	11	5.0%	4
Pay Court Cost	1	1.1%	1							1	0.5%	1
Other Penalty							1	10.0%	1	1	0.5%	1
No Sentence				1	0.8%	1				1	0.5%	1
<b>Grand Total</b>	<b>92</b>	<b>100.0%</b>	<b>65</b>	<b>120</b>	<b>100.0%</b>	<b>55</b>	<b>10</b>	<b>100.0%</b>	<b>5</b>	<b>222</b>	<b>100.0%</b>	<b>78</b>

27A.460(2) Percentages of fines, imprisonment, or other penalty assessment

Original & Final Plea Type

		GUILTY	NOT GUILTY	UNKNOWN PLEA TYPE	Grand Total
Felony Charges	Original Plea		98 (64.5%)	54 (35.5%)	152 (100.0%)
	Final Plea	98 (64.5%)		54 (35.5%)	152 (100.0%)
Felony amended to Non-Felony	Original Plea			13 (100.0%)	13 (100.0%)
	Final Plea			13 (100.0%)	13 (100.0%)

27A.460(5) Percentage of pleas as charges

27A.460(6) Percentage of pleas to reduce charges

\* A case may consist of one or multiple convicted charges, the distinct count on cases counts the case only once.

\* Convicted charges, percent of charges and the distinct count of cases are sorted by the highest sentence penalty for each of the convicted charges (Guilty, Guilty - Multiple Counts, Prepayable Citation - Paid or Guilty - Sealed Sentence, Enhanced).





**ADMINISTRATIVE OFFICE OF THE COURTS**  
**Research and Statistics**  
 Annual Report FY 2023  
 Circuit Court - Felony Criminal Cases

**LIVINGSTON COUNTY**

Cases can have multiple charges which are heard either by a Court Trial, Jury Trial, No Trial or by a combination of trial types. Cases are categorized by how all the charges within the case were disposed. If all charges were disposed by the same trial type, it is counted in the separate category, otherwise, it is counted within the Mixed Trial category. If a charge had no trial type entered or it had No Trial, then it is counted in the No Trial category.

Cases by Trial Type  
 27A.460(7), (8), (9), (10)

	Mixed Trial	No Trial	Grand Total
Felony Amended to Non-Felony		8	8
		100.00%	100.00%
Felony Charges	8	85	93
	8.60%	91.40%	100.00%
Felony Convictions	7	58	65
	10.77%	89.23%	100.00%

- 27A.460(7) Percentage of disposition to guilty as charged by trial
- 27A.460(8) Percentage of those found guilty of lesser charge by trial
- 27A.460(9) Percentage of cases where jury trial taken
- 27A.460(10) Percentage of trials which are bench (court) trials

Shock Probation by Disposition Type  
 27A.440(3)(b)

	Denied	Granted	Grand Total
0026090 SHOCK PROBATION IN FELONY CONVICTIONS	22	14	36
	61.11%	38.89%	100.00%

27A.440(3)(b) Extracted data on shock probation shall be placed in the annual report of the Administrative Office of the Courts

\* A case may consist of one or multiple convicted charges, the distinct count on cases counts the case only once.  
 \* Other Disposition types include: Denied, Extradition, Grand Jury, Granted, Merged, Mistrial, Grand Jury, Other, Remanded, and Sealed Records.



**ADMINISTRATIVE OFFICE OF THE COURTS**  
**Research and Statistics**  
 Annual Report FY 2023  
 Circuit Court - Felony Criminal Cases  
**LIVINGSTON COUNTY**

**Youthful Offenders**

There were 6 Felony level charges and 0 Non-Felony level charges disposed within 1 Circuit Criminal cases during the fiscal year. Non-Felony charges include Misdemeanor, Violation, Local Ordinance, or Other charges within those cases.

27A.460(11)

	Charges	Cases
Felony	6	1
Felony Amended to Non-Felony	0	0

27A.460(11) The number of juvenile offenders tried as an adult

Of the 6 Felony level charges disposed within the Youthful Offender cases, 0 (0%) charges were convicted.

Youthful Offender

	Dismissal	Grand Total
Felony Charges by Disposition Type	6	6

Note: A youth charged prior to their 18th birthday, proceeded against as a youthful offender under KRS 635.020(7) may not be included in the above.

KRS 635.020(7) If a person who is eighteen (18) or older is charged with a felony that occurred prior to their eighteenth birthday, the court shall, upon motion of the county attorney made prior to adjudication and consultation with the Commonwealth's Attorney, the case may proceed in accordance with the provisions of KRS 640.010.

\* A case may consist of one or multiple convicted charges, the distinct count on cases counts the case only once.

\* Other disposition types include: Denied, Extradition, Grand Jury, Granted, Merged, Mistrial, Grand Jury, Other, Remanded, and Sealed Records.

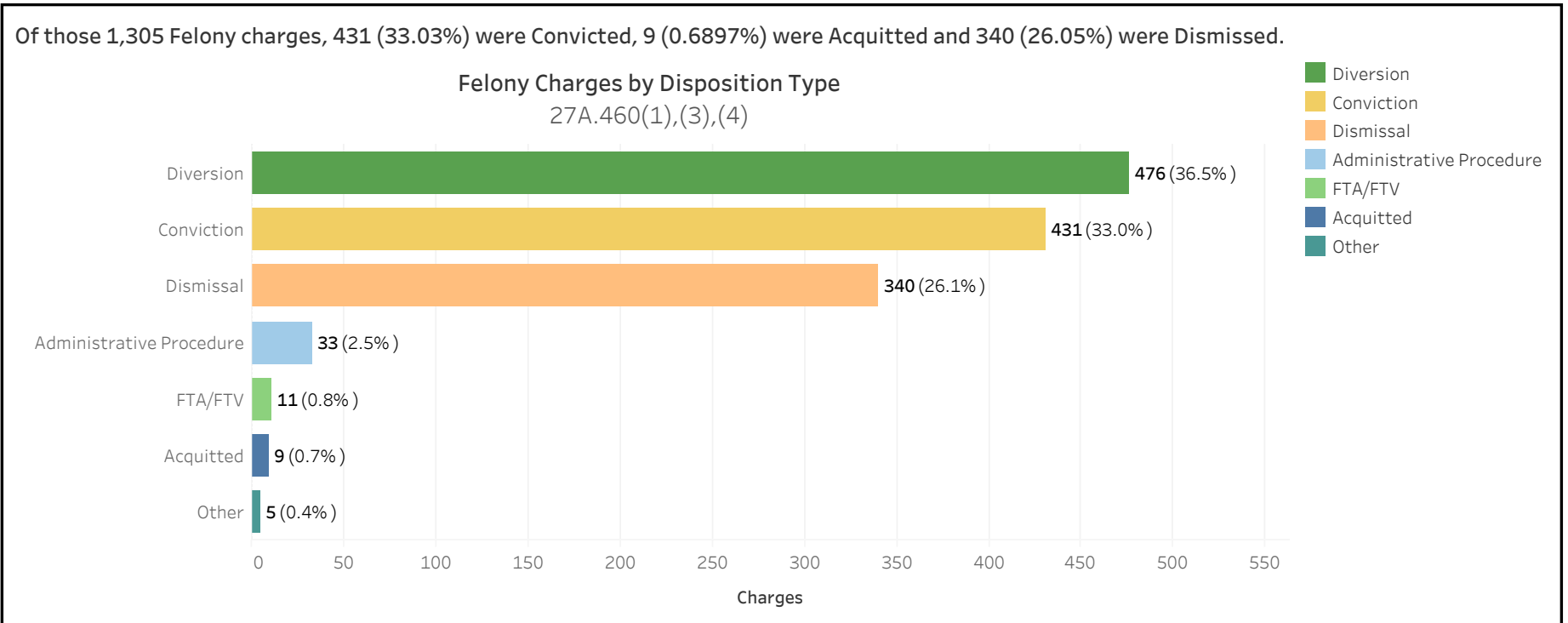


**ADMINISTRATIVE OFFICE OF THE COURTS**  
**Research and Statistics**  
 Annual Report FY 2023  
 Circuit Court - Felony Criminal Cases

**LOGAN COUNTY**

There were 1,305 Felony level charges and 28 Non-Felony level charges disposed within 519 Circuit Criminal cases during the Fiscal Year. Non-Felony charges include Misdemeanor, Violation, Local Ordinance or Other charges within those cases.

		Charges	Cases
LOGAN	Felony	1,305	495
	Felony amended to Non-Felony	28	



27A.460(1) Conviction Percentages  
 27A.460(3) Percentage of Acquittals  
 27A.460(4) Percentage of Dismissals

\* A case may consist of one or multiple convicted charges, the distinct count on cases counts the case only once.  
 \* Other Disposition types include: Denied, Extradition, Grand Jury, Granted, Merged, Mistrial, Grand Jury, Other, Remanded, and Sealed Records.



**ADMINISTRATIVE OFFICE OF THE COURTS**  
**Research and Statistics**  
 Annual Report FY 2023  
 Circuit Court - Felony Criminal Cases

**LOGAN COUNTY**

Felony Charges Convicted by Highest Penalty Type

Penalty Type	FELONY			MISDEMEANOR			VIOLATION			Grand Total		
	Charges	% of Chgs	Cases	Charges	% of Chgs	Cases	Charges	% of Chgs	Cases	Charges	% of Chgs	Cases
Incarcerated Prison	142	33.9%	83	1	0.4%	1				143	19.2%	84
Incarcerated Jail	80	19.1%	39	93	33.3%	64	1	2.2%	1	174	23.4%	85
Alternative: Home Incarcerati..	1	0.2%	1	2	0.7%	2				3	0.4%	3
Alternative: Probation	189	45.1%	136	172	61.6%	110				361	48.5%	170
Alternative Sentence	3	0.7%	3	2	0.7%	2	1	2.2%	1	6	0.8%	6
Pay Fine				4	1.4%	4	29	63.0%	18	33	4.4%	20
Pay Court Cost	1	0.2%	1							1	0.1%	1
Other Penalty	2	0.5%	2	4	1.4%	4	15	32.6%	8	21	2.8%	13
No Sentence	1	0.2%	1	1	0.4%	1				2	0.3%	2
<b>Grand Total</b>	<b>419</b>	<b>100.0%</b>	<b>253</b>	<b>279</b>	<b>100.0%</b>	<b>177</b>	<b>46</b>	<b>100.0%</b>	<b>28</b>	<b>744</b>	<b>100.0%</b>	<b>298</b>

27A.460(2) Percentages of fines, imprisonment, or other penalty assessment

Original & Final Plea Type

		GUILTY	NOT GUILTY	UNKNOWN PLEA TYPE	Grand Total
Felony Charges	Original Plea	9 (0.7%)	1,180 (90.4%)	116 (8.9%)	1,305 (100.0%)
	Final Plea	379 (29.0%)	810 (62.1%)	116 (8.9%)	1,305 (100.0%)
Felony amended to Non-Felony	Original Plea		28 (100.0%)		28 (100.0%)
	Final Plea	2 (7.1%)	26 (92.9%)		28 (100.0%)

27A.460(5) Percentage of pleas as charges

27A.460(6) Percentage of pleas to reduce charges

\* A case may consist of one or multiple convicted charges, the distinct count on cases counts the case only once.

\* Convicted charges, percent of charges and the distinct count of cases are sorted by the highest sentence penalty for each of the convicted charges (Guilty, Guilty - Multiple Counts, Prepayable Citation - Paid or Guilty - Sealed Sentence, Enhanced).



**ADMINISTRATIVE OFFICE OF THE COURTS**  
**Research and Statistics**  
 Annual Report FY 2023  
 Circuit Court - Felony Criminal Cases

**LOGAN COUNTY**

Cases can have multiple charges which are heard either by a Court Trial, Jury Trial, No Trial or by a combination of trial types. Cases are categorized by how all the charges within the case were disposed. If all charges were disposed by the same trial type, it is counted in the separate category, otherwise, it is counted within the Mixed Trial category. If a charge had no trial type entered or it had No Trial, then it is counted in the No Trial category.

Cases by Trial Type  
 27A.460(7), (8), (9), (10)

	Jury Trial	Mixed Trial	No Trial	Grand Total
Felony Amended to Non-Felony			24	24
			100.00%	100.00%
Felony Charges	1	5	489	495
	0.20%	1.01%	98.79%	100.00%
Felony Convictions	1	2	252	255
	0.39%	0.78%	98.82%	100.00%

- 27A.460(7) Percentage of disposition to guilty as charged by trial
- 27A.460(8) Percentage of those found guilty of lesser charge by trial
- 27A.460(9) Percentage of cases where jury trial taken
- 27A.460(10) Percentage of trials which are bench (court) trials

Shock Probation by Disposition Type  
 27A.440(3)(b)

	Denied	Granted	Grand Total
0026090 SHOCK PROBATION IN FELONY CONVICTIONS	72	69	141
	51.06%	48.94%	100.00%
0026100 SHOCK PROBATION IN MISDEMEANOR CONVICTIONS	2	3	5
	40.00%	60.00%	100.00%

27A.440(3)(b) Extracted data on shock probation shall be placed in the annual report of the Administrative Office of the Courts

\* A case may consist of one or multiple convicted charges, the distinct count on cases counts the case only once.  
 \* Other Disposition types include: Denied, Extradition, Grand Jury, Granted, Merged, Mistrial, Grand Jury, Other, Remanded, and Sealed Records.



**ADMINISTRATIVE OFFICE OF THE COURTS**  
**Research and Statistics**  
 Annual Report FY 2023  
 Circuit Court - Felony Criminal Cases  
**LOGAN COUNTY**

**Youthful Offenders**

There were 0 Felony level charges and 0 Non-Felony level charges disposed within 0 Circuit Criminal cases during the fiscal year. Non-Felony charges include Misdemeanor, Violation, Local Ordinance, or Other charges within those cases.

27A.460(11)

	Charges	Cases
Felony		
Felony Amended to Non-Felony		

27A.460(11) The number of juvenile offenders tried as an adult

Of the 0 Felony level charges disposed within the Youthful Offender cases, 0 (None%) charges were convicted.

Youthful Offender

	Grand Total
Felony Charges by Disposition Type	0

Note: A youth charged prior to their 18th birthday, proceeded against as a youthful offender under KRS 635.020(7) may not be included in the above.

KRS 635.020(7) If a person who is eighteen (18) or older is charged with a felony that occurred prior to their eighteenth birthday, the court shall, upon motion of the county attorney made prior to adjudication and consultation with the Commonwealth's Attorney, the case may proceed in accordance with the provisions of KRS 640.010.

\* A case may consist of one or multiple convicted charges, the distinct count on cases counts the case only once.

\* Other disposition types include: Denied, Extradition, Grand Jury, Granted, Merged, Mistrial, Grand Jury, Other, Remanded, and Sealed Records.

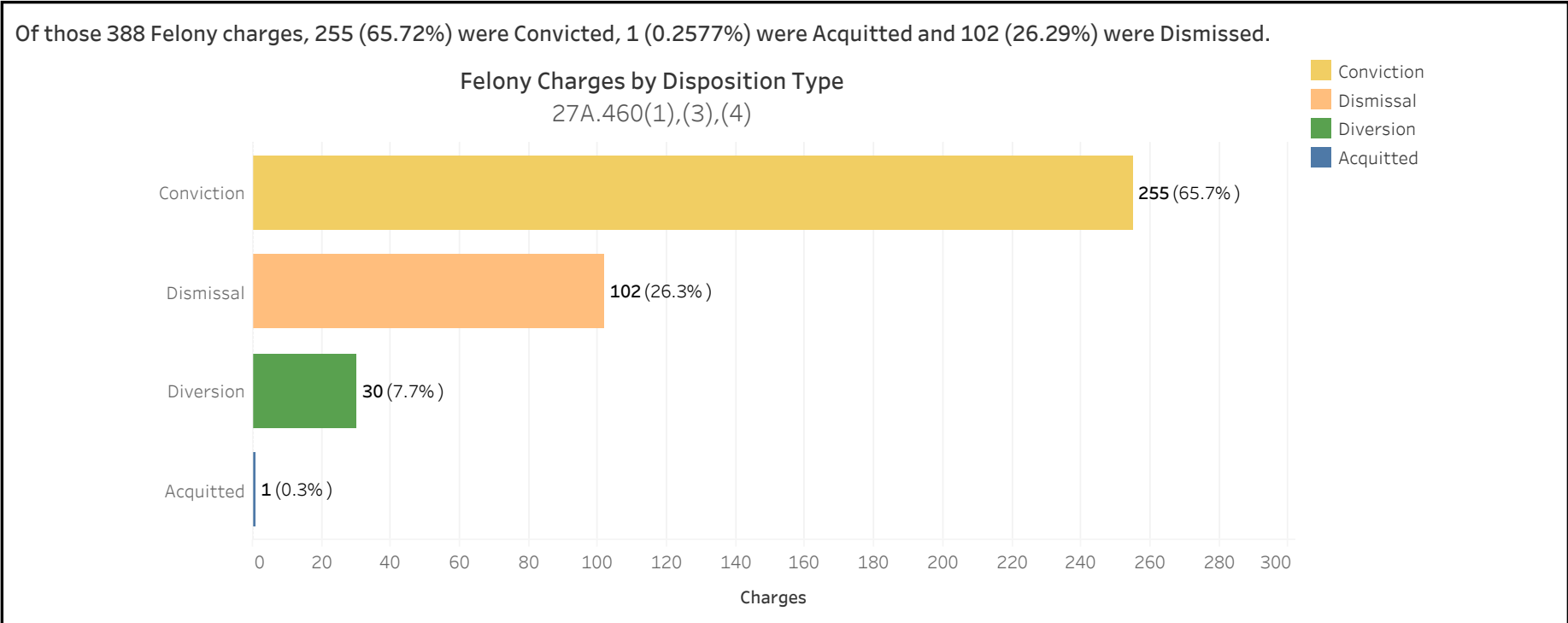


**ADMINISTRATIVE OFFICE OF THE COURTS**  
**Research and Statistics**  
 Annual Report FY 2023  
 Circuit Court - Felony Criminal Cases

### LYON COUNTY

There were 388 Felony level charges and 28 Non-Felony level charges disposed within 256 Circuit Criminal cases during the Fiscal Year. Non-Felony charges include Misdemeanor, Violation, Local Ordinance or Other charges within those cases.

		Charges	Cases
LYON	Felony	388	231
	Felony amended to Non-Felony	28	



27A.460(1) Conviction Percentages  
 27A.460(3) Percentage of Acquittals  
 27A.460(4) Percentage of Dismissals

\* A case may consist of one or multiple convicted charges, the distinct count on cases counts the case only once.  
 \* Other Disposition types include: Denied, Extradition, Grand Jury, Granted, Merged, Mistrial, Grand Jury, Other, Remanded, and Sealed Records.



**ADMINISTRATIVE OFFICE OF THE COURTS**  
**Research and Statistics**  
 Annual Report FY 2023  
 Circuit Court - Felony Criminal Cases

**LYON COUNTY**

Felony Charges Convicted by Highest Penalty Type

Penalty Type	FELONY			MISDEMEANOR			VIOLATION			Grand Total		
	Charges	% of Chgs	Cases	Charges	% of Chgs	Cases	Charges	% of Chgs	Cases	Charges	% of Chgs	Cases
Incarcerated Prison	182	71.4%	106	3	1.2%	2				185	34.8%	107
Incarcerated Jail	43	16.9%	36	169	65.8%	81				212	39.9%	100
Alternative: Probation	29	11.4%	25	66	25.7%	35				95	17.9%	38
Alternative Sentence				9	3.5%	9				9	1.7%	9
Pay Fine				10	3.9%	8	15	78.9%	8	25	4.7%	15
Pay Court Cost	1	0.4%	1							1	0.2%	1
Other Penalty							4	21.1%	3	4	0.8%	3
<b>Grand Total</b>	<b>255</b>	<b>100.0%</b>	<b>166</b>	<b>257</b>	<b>100.0%</b>	<b>121</b>	<b>19</b>	<b>100.0%</b>	<b>11</b>	<b>531</b>	<b>100.0%</b>	<b>192</b>

27A.460(2) Percentages of fines, imprisonment, or other penalty assessment

Original & Final Plea Type

		GUILTY	NOT GUILTY	UNKNOWN PLEA TYPE	Grand Total
Felony Charges	Original Plea		10 (2.6%)	378 (97.4%)	388 (100.0%)
	Final Plea	4 (1.0%)	6 (1.5%)	378 (97.4%)	388 (100.0%)
Felony amended to Non-Felony	Original Plea			28 (100.0%)	28 (100.0%)
	Final Plea			28 (100.0%)	28 (100.0%)

27A.460(5) Percentage of pleas as charges

27A.460(6) Percentage of pleas to reduce charges

\* A case may consist of one or multiple convicted charges, the distinct count on cases counts the case only once.

\* Convicted charges, percent of charges and the distinct count of cases are sorted by the highest sentence penalty for each of the convicted charges (Guilty, Guilty - Multiple Counts, Prepayable Citation - Paid or Guilty - Sealed Sentence, Enhanced).





**ADMINISTRATIVE OFFICE OF THE COURTS**  
**Research and Statistics**  
 Annual Report FY 2023  
 Circuit Court - Felony Criminal Cases

**LYON COUNTY**

Cases can have multiple charges which are heard either by a Court Trial, Jury Trial, No Trial or by a combination of trial types. Cases are categorized by how all the charges within the case were disposed. If all charges were disposed by the same trial type, it is counted in the separate category, otherwise, it is counted within the Mixed Trial category. If a charge had no trial type entered or it had No Trial, then it is counted in the No Trial category.

Cases by Trial Type  
 27A.460(7), (8), (9), (10)

	Jury Trial	Mixed Trial	No Trial	Grand Total
Felony Amended to Non-Felony		1 4.00%	24 96.00%	25 100.00%
Felony Charges	1 0.43%	12 5.19%	218 94.37%	231 100.00%
Felony Convictions	1 0.60%	10 6.02%	155 93.37%	166 100.00%

- 27A.460(7) Percentage of disposition to guilty as charged by trial
- 27A.460(8) Percentage of those found guilty of lesser charge by trial
- 27A.460(9) Percentage of cases where jury trial taken
- 27A.460(10) Percentage of trials which are bench (court) trials

Shock Probation by Disposition Type  
 27A.440(3)(b)

	Denied	Granted	Vacated	Grand Total
0026090 SHOCK PROBATION IN FELONY CONVICTIONS	61 60.40%	37 36.63%	3 2.97%	101 100.00%

27A.440(3)(b) Extracted data on shock probation shall be placed in the annual report of the Administrative Office of the Courts

\* A case may consist of one or multiple convicted charges, the distinct count on cases counts the case only once.  
 \* Other Disposition types include: Denied, Extradition, Grand Jury, Granted, Merged, Mistrial, Grand Jury, Other, Remanded, and Sealed Records.



**ADMINISTRATIVE OFFICE OF THE COURTS**  
**Research and Statistics**  
 Annual Report FY 2023  
 Circuit Court - Felony Criminal Cases  
**LYON COUNTY**

### Youthful Offenders

There were 0 Felony level charges and 0 Non-Felony level charges disposed within 0 Circuit Criminal cases during the fiscal year. Non-Felony charges include Misdemeanor, Violation, Local Ordinance, or Other charges within those cases.

27A.460(11)

	Charges	Cases
Felony		
Felony Amended to Non-Felony		

27A.460(11) The number of juvenile offenders tried as an adult

Of the 0 Felony level charges disposed within the Youthful Offender cases, 0 (None%) charges were convicted.

Youthful Offender

		Grand Total
Felony Charges by Disposition Type	0	0

Note: A youth charged prior to their 18th birthday, proceeded against as a youthful offender under KRS 635.020(7) may not be included in the above.

KRS 635.020(7) If a person who is eighteen (18) or older is charged with a felony that occurred prior to their eighteenth birthday, the court shall, upon motion of the county attorney made prior to adjudication and consultation with the Commonwealth's Attorney, the case may proceed in accordance with the provisions of KRS 640.010.

\* A case may consist of one or multiple convicted charges, the distinct count on cases counts the case only once.

\* Other disposition types include: Denied, Extradition, Grand Jury, Granted, Merged, Mistrial, Grand Jury, Other, Remanded, and Sealed Records.

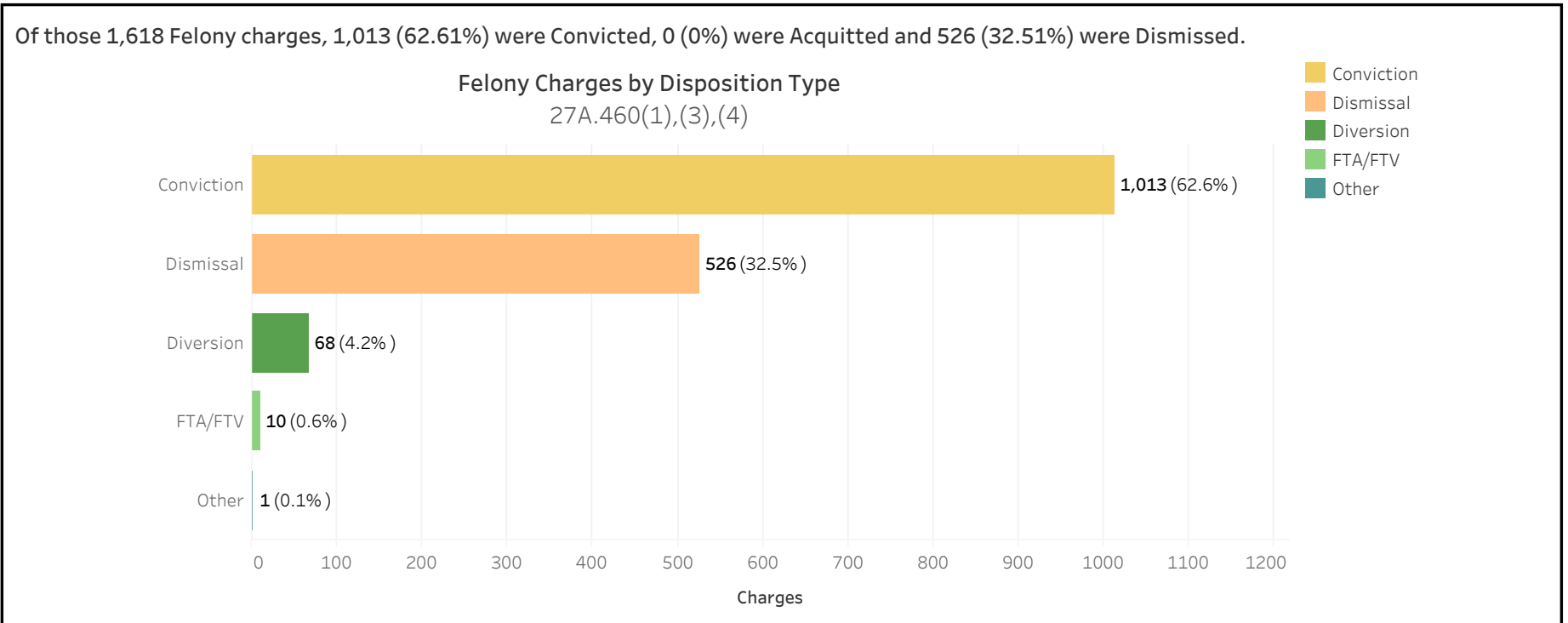


**ADMINISTRATIVE OFFICE OF THE COURTS**  
**Research and Statistics**  
 Annual Report FY 2023  
 Circuit Court - Felony Criminal Cases

**MADISON COUNTY**

There were 1,618 Felony level charges and 65 Non-Felony level charges disposed within 894 Circuit Criminal cases during the Fiscal Year. Non-Felony charges include Misdemeanor, Violation, Local Ordinance or Other charges within those cases.

		Charges	Cases
MADISON	Felony	1,618	839
	Felony amended to Non-Felony	65	



27A.460(1) Conviction Percentages  
 27A.460(3) Percentage of Acquittals  
 27A.460(4) Percentage of Dismissals

\* A case may consist of one or multiple convicted charges, the distinct count on cases counts the case only once.  
 \* Other Disposition types include: Denied, Extradition, Grand Jury, Granted, Merged, Mistrial, Grand Jury, Other, Remanded, and Sealed Records.



**ADMINISTRATIVE OFFICE OF THE COURTS**  
**Research and Statistics**  
 Annual Report FY 2023  
 Circuit Court - Felony Criminal Cases

**MADISON COUNTY**

Felony Charges Convicted by Highest Penalty Type

Penalty Type	FELONY			MISDEMEANOR			Grand Total		
	Charges	% of Chgs	Cases	Charges	% of Chgs	Cases	Charges	% of Chgs	Cases
Incarcerated Prison	297	29.3%	166	1	0.2%	1	298	18.8%	167
Incarcerated Jail	240	23.7%	156	236	41.2%	150	476	30.0%	225
Alternative: Probation	13	1.3%	12	4	0.7%	4	17	1.1%	15
Alternative: Cond. Discharged				26	4.5%	14	26	1.6%	14
Alternative Sentence	165	16.3%	153	39	6.8%	33	204	12.9%	166
Pay Fine				1	0.2%	1	1	0.1%	1
Pay Court Cost	160	15.8%	160	11	1.9%	11	171	10.8%	169
Other Penalty	137	13.5%	101	252	44.0%	181	389	24.5%	219
No Sentence				3	0.5%	3	3	0.2%	3
<b>Grand Total</b>	<b>1,012</b>	<b>100.0%</b>	<b>612</b>	<b>573</b>	<b>100.0%</b>	<b>378</b>	<b>1,585</b>	<b>100.0%</b>	<b>659</b>

27A.460(2) Percentages of fines, imprisonment, or other penalty assessment

Original & Final Plea Type

		GUILTY	NOT GUILTY	UNKNOWN PLEA TYPE	Grand Total
Felony Charges	Original Plea		646 (39.9%)	972 (60.1%)	1,618 (100.0%)
	Final Plea	643 (39.7%)	3 (0.2%)	972 (60.1%)	1,618 (100.0%)
Felony amended to Non-Felony	Original Plea			65 (100.0%)	65 (100.0%)
	Final Plea			65 (100.0%)	65 (100.0%)

27A.460(5) Percentage of pleas as charges

27A.460(6) Percentage of pleas to reduce charges

\* A case may consist of one or multiple convicted charges, the distinct count on cases counts the case only once.

\* Convicted charges, percent of charges and the distinct count of cases are sorted by the highest sentence penalty for each of the convicted charges (Guilty, Guilty - Multiple Counts, Prepayable Citation - Paid or Guilty - Sealed Sentence, Enhanced).



**ADMINISTRATIVE OFFICE OF THE COURTS**  
**Research and Statistics**  
 Annual Report FY 2023  
 Circuit Court - Felony Criminal Cases

**MADISON COUNTY**

Cases can have multiple charges which are heard either by a Court Trial, Jury Trial, No Trial or by a combination of trial types. Cases are categorized by how all the charges within the case were disposed. If all charges were disposed by the same trial type, it is counted in the separate category, otherwise, it is counted within the Mixed Trial category. If a charge had no trial type entered or it had No Trial, then it is counted in the No Trial category.

Cases by Trial Type  
 27A.460(7), (8), (9), (10)

	Jury Trial	Mixed Trial	No Trial	Grand Total
Felony Amended to Non-Felony	1 1.82%	5 9.09%	49 89.09%	55 100.00%
Felony Charges	2 0.24%	149 17.76%	688 82.00%	839 100.00%
Felony Convictions		99 16.18%	513 83.82%	612 100.00%

- 27A.460(7) Percentage of disposition to guilty as charged by trial
- 27A.460(8) Percentage of those found guilty of lesser charge by trial
- 27A.460(9) Percentage of cases where jury trial taken
- 27A.460(10) Percentage of trials which are bench (court) trials

Shock Probation by Disposition Type  
 27A.440(3)(b)

	Denied	Granted	Grand Total
0026090 SHOCK PROBATION IN FELONY CONVICTIONS	48 69.57%	21 30.43%	69 100.00%

27A.440(3)(b) Extracted data on shock probation shall be placed in the annual report of the Administrative Office of the Courts

\* A case may consist of one or multiple convicted charges, the distinct count on cases counts the case only once.  
 \* Other Disposition types include: Denied, Extradition, Grand Jury, Granted, Merged, Mistrial, Grand Jury, Other, Remanded, and Sealed Records.



**ADMINISTRATIVE OFFICE OF THE COURTS**  
**Research and Statistics**  
 Annual Report FY 2023  
 Circuit Court - Felony Criminal Cases  
**MADISON COUNTY**

### Youthful Offenders

There were 1 Felony level charges and 1 Non-Felony level charges disposed within 2 Circuit Criminal cases during the fiscal year. Non-Felony charges include Misdemeanor, Violation, Local Ordinance, or Other charges within those cases.

27A.460(11)

	Charges	Cases
Felony	1	1
Felony Amended to Non-Felony	1	1

27A.460(11) The number of juvenile offenders tried as an adult

Of the 1 Felony level charges disposed within the Youthful Offender cases, 0 (0%) charges were convicted.

Youthful Offender

	Dismissal	Grand Total
Felony Charges by Disposition Type	1	1

Note: A youth charged prior to their 18th birthday, proceeded against as a youthful offender under KRS 635.020(7) may not be included in the above.

KRS 635.020(7) If a person who is eighteen (18) or older is charged with a felony that occurred prior to their eighteenth birthday, the court shall, upon motion of the county attorney made prior to adjudication and consultation with the Commonwealth's Attorney, the case may proceed in accordance with the provisions of KRS 640.010.

\* A case may consist of one or multiple convicted charges, the distinct count on cases counts the case only once.

\* Other disposition types include: Denied, Extradition, Grand Jury, Granted, Merged, Mistrial, Grand Jury, Other, Remanded, and Sealed Records.

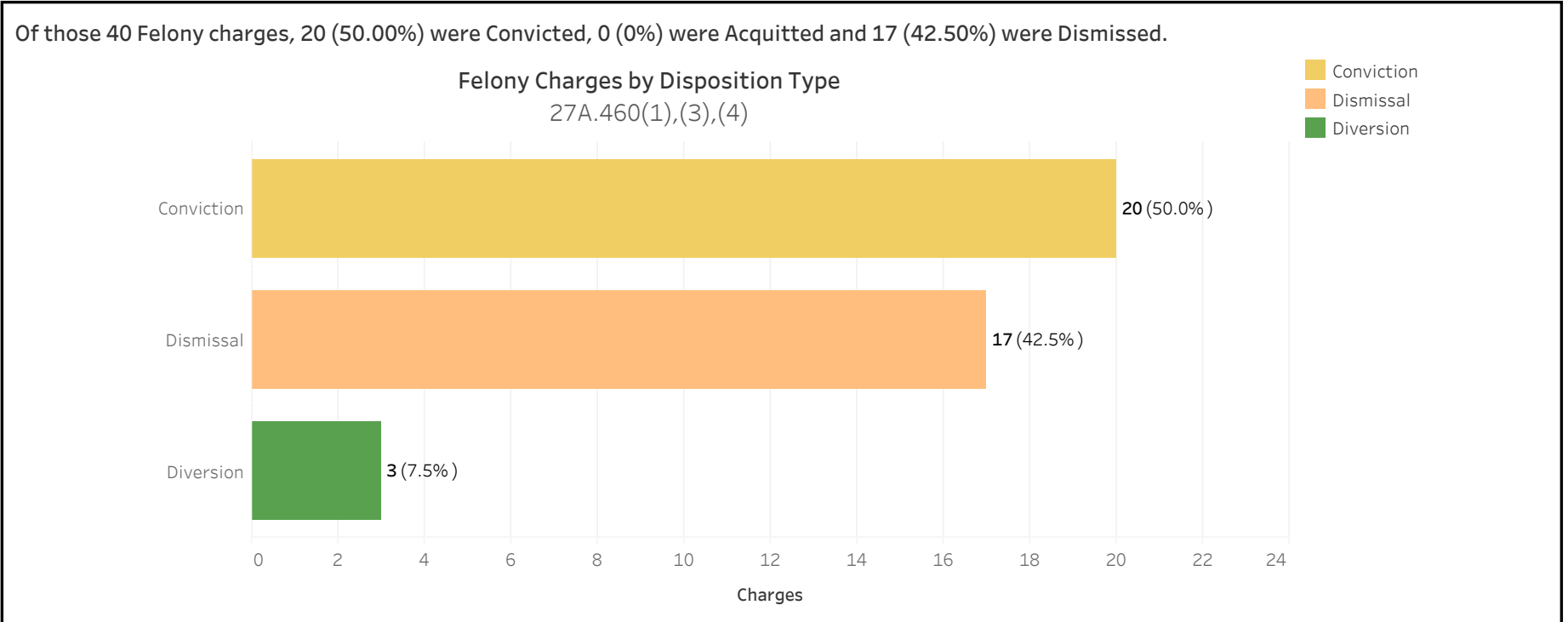


**ADMINISTRATIVE OFFICE OF THE COURTS**  
**Research and Statistics**  
 Annual Report FY 2023  
 Circuit Court - Felony Criminal Cases

**MAGOFFIN COUNTY**

There were 40 Felony level charges and 0 Non-Felony level charges disposed within 32 Circuit Criminal cases during the Fiscal Year. Non-Felony charges include Misdemeanor, Violation, Local Ordinance or Other charges within those cases.

		Charges	Cases
MAGOFFIN	Felony	40	32
	Felony amended to Non-Felony	0	



27A.460(1) Conviction Percentages  
 27A.460(3) Percentage of Acquittals  
 27A.460(4) Percentage of Dismissals

\* A case may consist of one or multiple convicted charges, the distinct count on cases counts the case only once.  
 \* Other Disposition types include: Denied, Extradition, Grand Jury, Granted, Merged, Mistrial, Grand Jury, Other, Remanded, and Sealed Records.



**ADMINISTRATIVE OFFICE OF THE COURTS**  
**Research and Statistics**  
 Annual Report FY 2023  
 Circuit Court - Felony Criminal Cases

**MAGOFFIN COUNTY**

Felony Charges Convicted by Highest Penalty Type

Penalty Type	FELONY			MISDEMEANOR			Grand Total		
	Charges	% of Chgs	Cases	Charges	% of Chgs	Cases	Charges	% of Chgs	Cases
Incarcerated Prison	5	25.0%	5				5	20.0%	5
Incarcerated Jail	3	15.0%	3	3	60.0%	3	6	24.0%	5
Alternative: Probation	11	55.0%	11	2	40.0%	2	13	52.0%	13
Alternative: Cond. Discharged	1	5.0%	1				1	4.0%	1
<b>Grand Total</b>	<b>20</b>	<b>100.0%</b>	<b>20</b>	<b>5</b>	<b>100.0%</b>	<b>5</b>	<b>25</b>	<b>100.0%</b>	<b>23</b>

27A.460(2) Percentages of fines, imprisonment, or other penalty assessment

Original & Final Plea Type

Felony Charges		GUILTY	UNKNOWN PLEA TYPE	Grand Total
		Original Plea	1 (2.5%)	39 (97.5%)
	Final Plea	1 (2.5%)	39 (97.5%)	40 (100.0%)

27A.460(5) Percentage of pleas as charges

27A.460(6) Percentage of pleas to reduce charges

\* A case may consist of one or multiple convicted charges, the distinct count on cases counts the case only once.

\* Convicted charges, percent of charges and the distinct count of cases are sorted by the highest sentence penalty for each of the convicted charges (Guilty, Guilty - Multiple Counts, Prepayable Citation - Paid or Guilty - Sealed Sentence, Enhanced).





**ADMINISTRATIVE OFFICE OF THE COURTS**  
**Research and Statistics**  
 Annual Report FY 2023  
 Circuit Court - Felony Criminal Cases

**MAGOFFIN COUNTY**

Cases can have multiple charges which are heard either by a Court Trial, Jury Trial, No Trial or by a combination of trial types. Cases are categorized by how all the charges within the case were disposed. If all charges were disposed by the same trial type, it is counted in the separate category, otherwise, it is counted within the Mixed Trial category. If a charge had no trial type entered or it had No Trial, then it is counted in the No Trial category.

Cases by Trial Type  
 27A.460(7), (8), (9), (10)

	No Trial	Grand Total
Felony Charges	32 100.0%	32 100.0%
Felony Convictions	20 100.0%	20 100.0%

- 27A.460(7) Percentage of disposition to guilty as charged by trial
- 27A.460(8) Percentage of those found guilty of lesser charge by trial
- 27A.460(9) Percentage of cases where jury trial taken
- 27A.460(10) Percentage of trials which are bench (court) trials

Shock Probation by Disposition Type  
 27A.440(3)(b)

	Grand Total
0	0

27A.440(3)(b) Extracted data on shock probation shall be placed in the annual report of the Administrative Office of the Courts

\* A case may consist of one or multiple convicted charges, the distinct count on cases counts the case only once.  
 \* Other Disposition types include: Denied, Extradition, Grand Jury, Granted, Merged, Mistrial, Grand Jury, Other, Remanded, and Sealed Records.



**ADMINISTRATIVE OFFICE OF THE COURTS**  
**Research and Statistics**  
 Annual Report FY 2023  
 Circuit Court - Felony Criminal Cases  
**MAGOFFIN COUNTY**

### Youthful Offenders

There were 0 Felony level charges and 0 Non-Felony level charges disposed within 0 Circuit Criminal cases during the fiscal year. Non-Felony charges include Misdemeanor, Violation, Local Ordinance, or Other charges within those cases.

27A.460(11)

	Charges	Cases
Felony		
Felony Amended to Non-Felony		

27A.460(11) The number of juvenile offenders tried as an adult

Of the 0 Felony level charges disposed within the Youthful Offender cases, 0 (None%) charges were convicted.

Youthful Offender

		Grand Total
Felony Charges by Disposition Type	0	0

Note: A youth charged prior to their 18th birthday, proceeded against as a youthful offender under KRS 635.020(7) may not be included in the above.

KRS 635.020(7) If a person who is eighteen (18) or older is charged with a felony that occurred prior to their eighteenth birthday, the court shall, upon motion of the county attorney made prior to adjudication and consultation with the Commonwealth's Attorney, the case may proceed in accordance with the provisions of KRS 640.010.

\* A case may consist of one or multiple convicted charges, the distinct count on cases counts the case only once.

\* Other disposition types include: Denied, Extradition, Grand Jury, Granted, Merged, Mistrial, Grand Jury, Other, Remanded, and Sealed Records.

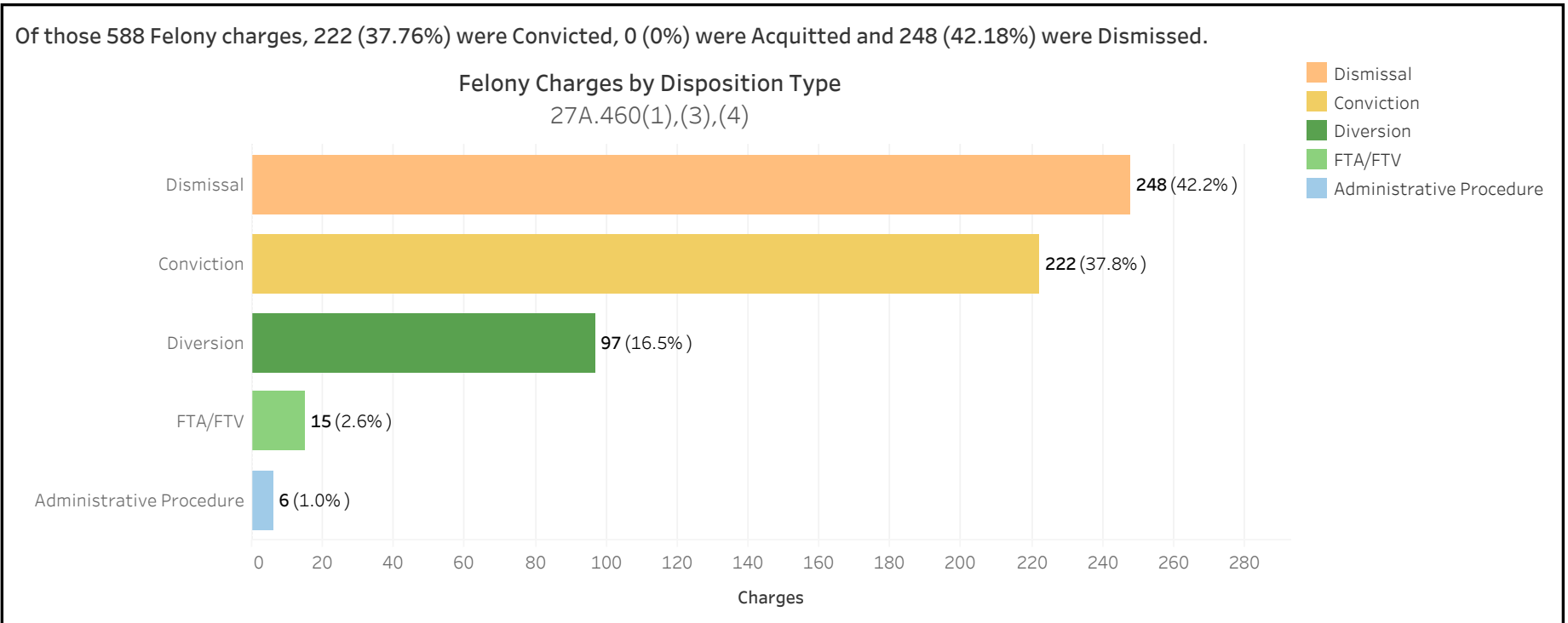


**ADMINISTRATIVE OFFICE OF THE COURTS**  
**Research and Statistics**  
 Annual Report FY 2023  
 Circuit Court - Felony Criminal Cases

**MARION COUNTY**

There were 588 Felony level charges and 29 Non-Felony level charges disposed within 341 Circuit Criminal cases during the Fiscal Year. Non-Felony charges include Misdemeanor, Violation, Local Ordinance or Other charges within those cases.

		Charges	Cases
MARION	Felony	588	314
	Felony amended to Non-Felony	29	



27A.460(1) Conviction Percentages  
 27A.460(3) Percentage of Acquittals  
 27A.460(4) Percentage of Dismissals

\* A case may consist of one or multiple convicted charges, the distinct count on cases counts the case only once.  
 \* Other Disposition types include: Denied, Extradition, Grand Jury, Granted, Merged, Mistrial, Grand Jury, Other, Remanded, and Sealed Records.



**ADMINISTRATIVE OFFICE OF THE COURTS**  
**Research and Statistics**  
 Annual Report FY 2023  
 Circuit Court - Felony Criminal Cases

**MARION COUNTY**

Felony Charges Convicted by Highest Penalty Type

Penalty Type	FELONY			MISDEMEANOR			VIOLATION			Grand Total		
	Charges	% of Chgs	Cases	Charges	% of Chgs	Cases	Charges	% of Chgs	Cases	Charges	% of Chgs	Cases
Incarcerated Prison	89	41.0%	41							89	13.8%	41
Incarcerated Jail	29	13.4%	14	98	29.8%	41	2	2.1%	2	129	20.1%	46
Alternative: Probation	4	1.8%	4	201	61.1%	100	5	5.2%	3	210	32.7%	101
Alternative Sentence	73	33.6%	51	13	4.0%	11	64	66.0%	41	150	23.3%	82
Pay Court Cost	3	1.4%	3	1	0.3%	1				4	0.6%	4
Other Penalty	18	8.3%	15	15	4.6%	12	24	24.7%	12	57	8.9%	33
No Sentence	1	0.5%	1	1	0.3%	1	2	2.1%	1	4	0.6%	3
<b>Grand Total</b>	<b>217</b>	<b>100.0%</b>	<b>124</b>	<b>329</b>	<b>100.0%</b>	<b>150</b>	<b>97</b>	<b>100.0%</b>	<b>58</b>	<b>643</b>	<b>100.0%</b>	<b>195</b>

27A.460(2) Percentages of fines, imprisonment, or other penalty assessment

Original & Final Plea Type

		GUILTY	NOT GUILTY	UNKNOWN PLEA TYPE	Grand Total
Felony Charges	Original Plea	1 (0.2%)	42 (7.1%)	545 (92.7%)	588 (100.0%)
	Final Plea	32 (5.4%)	11 (1.9%)	545 (92.7%)	588 (100.0%)
Felony amended to Non-Felony	Original Plea		1 (3.4%)	28 (96.6%)	29 (100.0%)
	Final Plea		1 (3.4%)	28 (96.6%)	29 (100.0%)

27A.460(5) Percentage of pleas as charges

27A.460(6) Percentage of pleas to reduce charges

\* A case may consist of one or multiple convicted charges, the distinct count on cases counts the case only once.

\* Convicted charges, percent of charges and the distinct count of cases are sorted by the highest sentence penalty for each of the convicted charges (Guilty, Guilty - Multiple Counts, Prepayable Citation - Paid or Guilty - Sealed Sentence, Enhanced).



**ADMINISTRATIVE OFFICE OF THE COURTS**  
**Research and Statistics**  
 Annual Report FY 2023  
 Circuit Court - Felony Criminal Cases

**MARION COUNTY**

Cases can have multiple charges which are heard either by a Court Trial, Jury Trial, No Trial or by a combination of trial types. Cases are categorized by how all the charges within the case were disposed. If all charges were disposed by the same trial type, it is counted in the separate category, otherwise, it is counted within the Mixed Trial category. If a charge had no trial type entered or it had No Trial, then it is counted in the No Trial category.

Cases by Trial Type  
 27A.460(7), (8), (9), (10)

	Jury Trial	Mixed Trial	No Trial	Grand Total
Felony Amended to Non-Felony		1 3.70%	26 96.30%	27 100.00%
Felony Charges	1 0.32%	3 0.96%	310 98.73%	314 100.00%
Felony Convictions	1 0.80%		124 99.20%	125 100.00%

- 27A.460(7) Percentage of disposition to guilty as charged by trial
- 27A.460(8) Percentage of those found guilty of lesser charge by trial
- 27A.460(9) Percentage of cases where jury trial taken
- 27A.460(10) Percentage of trials which are bench (court) trials

Shock Probation by Disposition Type  
 27A.440(3)(b)

	Denied	Granted	Grand Total
0026090 SHOCK PROBATION IN FELONY CONVICTIONS	33 84.62%	6 15.38%	39 100.00%

27A.440(3)(b) Extracted data on shock probation shall be placed in the annual report of the Administrative Office of the Courts

\* A case may consist of one or multiple convicted charges, the distinct count on cases counts the case only once.  
 \* Other Disposition types include: Denied, Extradition, Grand Jury, Granted, Merged, Mistrial, Grand Jury, Other, Remanded, and Sealed Records.



**ADMINISTRATIVE OFFICE OF THE COURTS**  
**Research and Statistics**  
 Annual Report FY 2023  
 Circuit Court - Felony Criminal Cases  
**MARION COUNTY**

### Youthful Offenders

There were 0 Felony level charges and 0 Non-Felony level charges disposed within 0 Circuit Criminal cases during the fiscal year. Non-Felony charges include Misdemeanor, Violation, Local Ordinance, or Other charges within those cases.

27A.460(11)

	Charges	Cases
Felony		
Felony Amended to Non-Felony		

27A.460(11) The number of juvenile offenders tried as an adult

Of the 0 Felony level charges disposed within the Youthful Offender cases, 0 (None%) charges were convicted.

Youthful Offender

		Grand Total
Felony Charges by Disposition Type	0	0

Note: A youth charged prior to their 18th birthday, proceeded against as a youthful offender under KRS 635.020(7) may not be included in the above.

KRS 635.020(7) If a person who is eighteen (18) or older is charged with a felony that occurred prior to their eighteenth birthday, the court shall, upon motion of the county attorney made prior to adjudication and consultation with the Commonwealth's Attorney, the case may proceed in accordance with the provisions of KRS 640.010.

\* A case may consist of one or multiple convicted charges, the distinct count on cases counts the case only once.

\* Other disposition types include: Denied, Extradition, Grand Jury, Granted, Merged, Mistrial, Grand Jury, Other, Remanded, and Sealed Records.

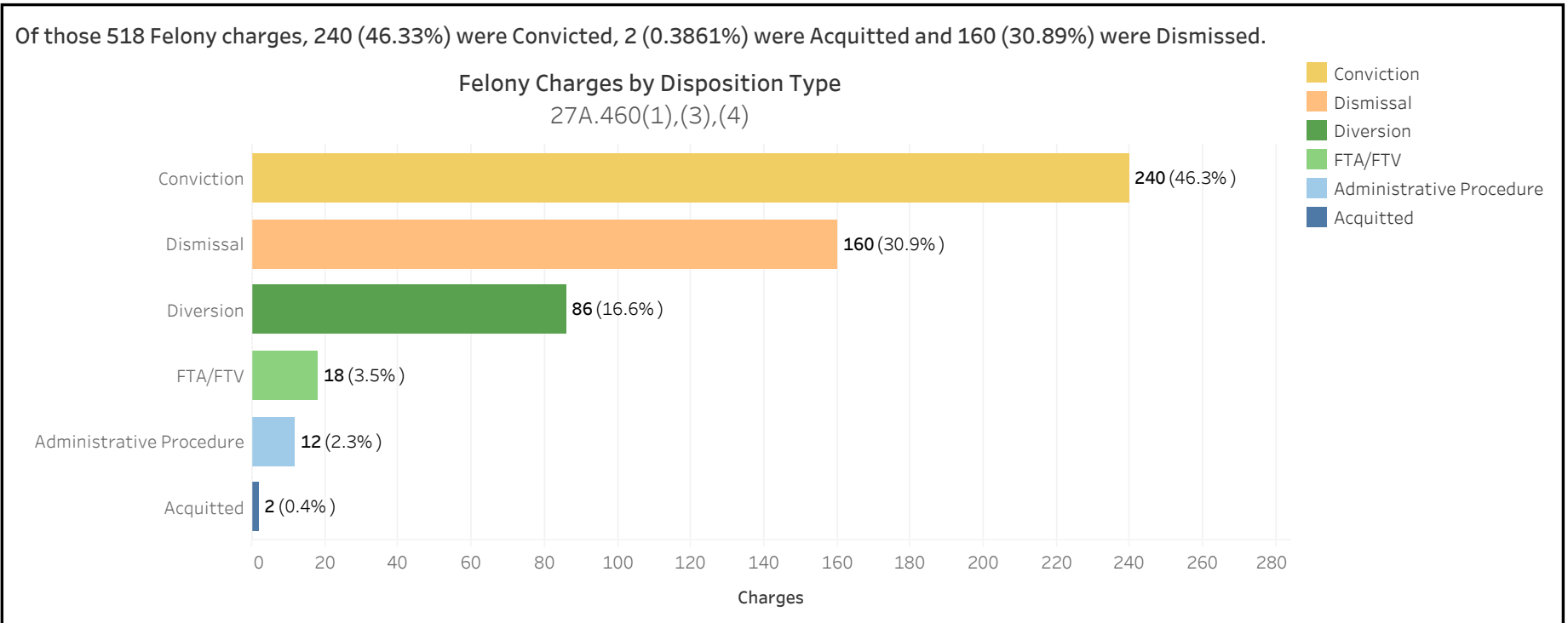


**ADMINISTRATIVE OFFICE OF THE COURTS**  
**Research and Statistics**  
 Annual Report FY 2023  
 Circuit Court - Felony Criminal Cases

**MARSHALL COUNTY**

There were 518 Felony level charges and 28 Non-Felony level charges disposed within 372 Circuit Criminal cases during the Fiscal Year. Non-Felony charges include Misdemeanor, Violation, Local Ordinance or Other charges within those cases.

		Charges	Cases
MARSHALL	Felony	518	349
	Felony amended to Non-Felony	28	



27A.460(1) Conviction Percentages  
 27A.460(3) Percentage of Acquittals  
 27A.460(4) Percentage of Dismissals

\* A case may consist of one or multiple convicted charges, the distinct count on cases counts the case only once.  
 \* Other Disposition types include: Denied, Extradition, Grand Jury, Granted, Merged, Mistrial, Grand Jury, Other, Remanded, and Sealed Records.



**ADMINISTRATIVE OFFICE OF THE COURTS**  
**Research and Statistics**  
 Annual Report FY 2023  
 Circuit Court - Felony Criminal Cases

**MARSHALL COUNTY**

Felony Charges Convicted by Highest Penalty Type

Penalty Type	FELONY			MISDEMEANOR			VIOLATION			Grand Total		
	Charges	% of Chgs	Cases	Charges	% of Chgs	Cases	Charges	% of Chgs	Cases	Charges	% of Chgs	Cases
Incarcerated Prison	57	23.8%	37							57	14.4%	37
Incarcerated Jail	10	4.2%	8	44	30.3%	20				54	13.7%	25
Alternative: Probation	13	5.4%	6							13	3.3%	6
Alternative: Cond. Discharged	3	1.3%	2	77	53.1%	47				80	20.3%	49
Alternative Sentence	18	7.5%	16	1	0.7%	1				19	4.8%	17
Pay Fine				1	0.7%	1	5	50.0%	3	6	1.5%	4
Pay Court Cost	7	2.9%	7							7	1.8%	7
Other Penalty	90	37.5%	64	8	5.5%	5	5	50.0%	5	103	26.1%	71
No Sentence	42	17.5%	24	14	9.7%	8				56	14.2%	26
<b>Grand Total</b>	<b>240</b>	<b>100.0%</b>	<b>161</b>	<b>145</b>	<b>100.0%</b>	<b>79</b>	<b>10</b>	<b>100.0%</b>	<b>8</b>	<b>395</b>	<b>100.0%</b>	<b>206</b>

27A.460(2) Percentages of fines, imprisonment, or other penalty assessment

Original & Final Plea Type

		GUILTY	NOT GUILTY	UNKNOWN PLEA TYPE	Grand Total
Felony Charges	Original Plea	38 (7.3%)	288 (55.6%)	192 (37.1%)	518 (100.0%)
	Final Plea	303 (58.5%)	23 (4.4%)	192 (37.1%)	518 (100.0%)
Felony amended to Non-Felony	Original Plea		10 (35.7%)	18 (64.3%)	28 (100.0%)
	Final Plea		10 (35.7%)	18 (64.3%)	28 (100.0%)

27A.460(5) Percentage of pleas as charges

27A.460(6) Percentage of pleas to reduce charges

\* A case may consist of one or multiple convicted charges, the distinct count on cases counts the case only once.

\* Convicted charges, percent of charges and the distinct count of cases are sorted by the highest sentence penalty for each of the convicted charges (Guilty, Guilty - Multiple Counts, Prepayable Citation - Paid or Guilty - Sealed Sentence, Enhanced).





**ADMINISTRATIVE OFFICE OF THE COURTS**  
**Research and Statistics**  
 Annual Report FY 2023  
 Circuit Court - Felony Criminal Cases

**MARSHALL COUNTY**

Cases can have multiple charges which are heard either by a Court Trial, Jury Trial, No Trial or by a combination of trial types. Cases are categorized by how all the charges within the case were disposed. If all charges were disposed by the same trial type, it is counted in the separate category, otherwise, it is counted within the Mixed Trial category. If a charge had no trial type entered or it had No Trial, then it is counted in the No Trial category.

Cases by Trial Type  
 27A.460(7), (8), (9), (10)

	Jury Trial	Mixed Trial	No Trial	Grand Total
Felony Amended to Non-Felony			23	23
			100.00%	100.00%
Felony Charges	1	11	337	349
	0.29%	3.15%	96.56%	100.00%
Felony Convictions	1	8	152	161
	0.62%	4.97%	94.41%	100.00%

- 27A.460(7) Percentage of disposition to guilty as charged by trial
- 27A.460(8) Percentage of those found guilty of lesser charge by trial
- 27A.460(9) Percentage of cases where jury trial taken
- 27A.460(10) Percentage of trials which are bench (court) trials

Shock Probation by Disposition Type  
 27A.440(3)(b)

	Denied	Granted	Vacated	Withdrawn	Other	Grand Total
0026090 SHOCK PROBATION IN FELONY CONVICTIONS	41	19	1	1	1	63
	65.08%	30.16%	1.59%	1.59%	1.59%	100.00%

27A.440(3)(b) Extracted data on shock probation shall be placed in the annual report of the Administrative Office of the Courts

\* A case may consist of one or multiple convicted charges, the distinct count on cases counts the case only once.

\* Other Disposition types include: Denied, Extradition, Grand Jury, Granted, Merged, Mistrial, Grand Jury, Other, Remanded, and Sealed Records.



**ADMINISTRATIVE OFFICE OF THE COURTS**  
**Research and Statistics**  
 Annual Report FY 2023  
 Circuit Court - Felony Criminal Cases  
**MARSHALL COUNTY**

### Youthful Offenders

There were 0 Felony level charges and 0 Non-Felony level charges disposed within 0 Circuit Criminal cases during the fiscal year. Non-Felony charges include Misdemeanor, Violation, Local Ordinance, or Other charges within those cases.

27A.460(11)

	Charges	Cases
Felony		
Felony Amended to Non-Felony		

27A.460(11) The number of juvenile offenders tried as an adult

Of the 0 Felony level charges disposed within the Youthful Offender cases, 0 (None%) charges were convicted.

Youthful Offender

		Grand Total
Felony Charges by Disposition Type	0	0

Note: A youth charged prior to their 18th birthday, proceeded against as a youthful offender under KRS 635.020(7) may not be included in the above.

KRS 635.020(7) If a person who is eighteen (18) or older is charged with a felony that occurred prior to their eighteenth birthday, the court shall, upon motion of the county attorney made prior to adjudication and consultation with the Commonwealth's Attorney, the case may proceed in accordance with the provisions of KRS 640.010.

\* A case may consist of one or multiple convicted charges, the distinct count on cases counts the case only once.

\* Other disposition types include: Denied, Extradition, Grand Jury, Granted, Merged, Mistrial, Grand Jury, Other, Remanded, and Sealed Records.

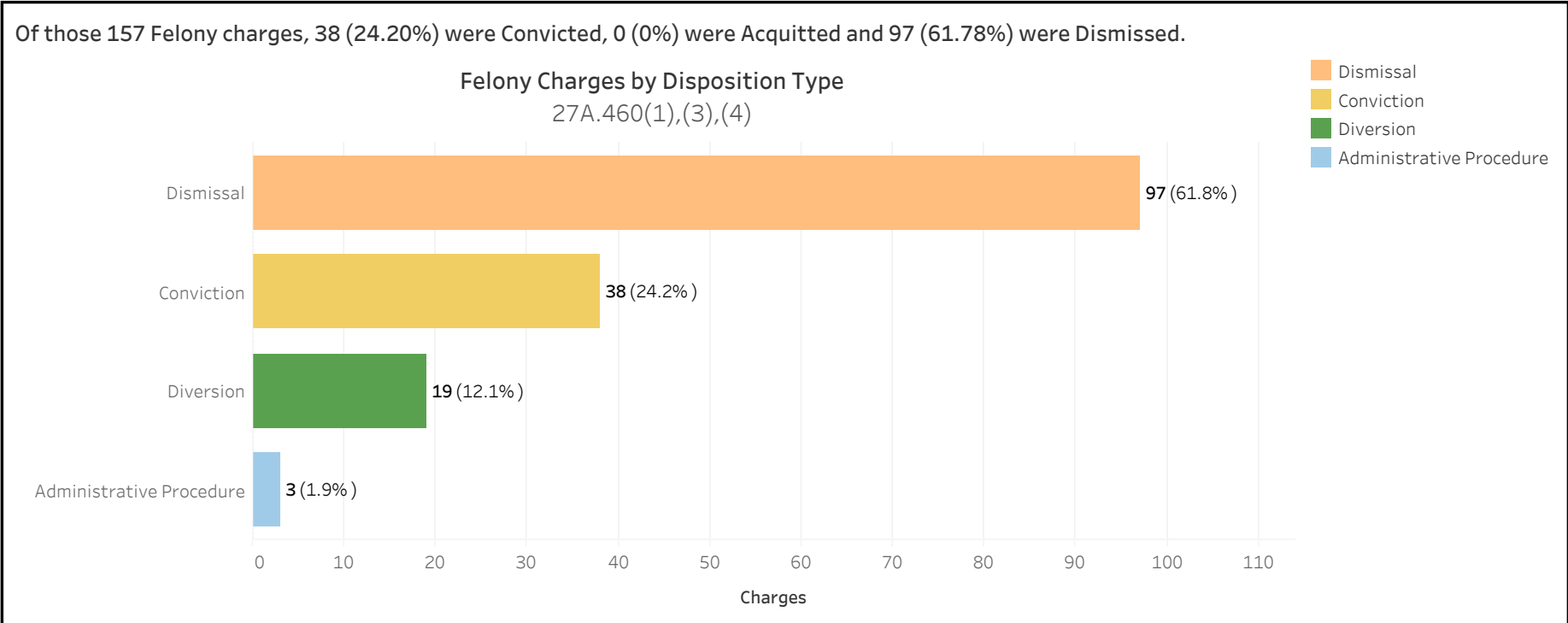


**ADMINISTRATIVE OFFICE OF THE COURTS**  
**Research and Statistics**  
 Annual Report FY 2023  
 Circuit Court - Felony Criminal Cases

**MARTIN COUNTY**

There were 157 Felony level charges and 22 Non-Felony level charges disposed within 136 Circuit Criminal cases during the Fiscal Year. Non-Felony charges include Misdemeanor, Violation, Local Ordinance or Other charges within those cases.

		Charges	Cases
MARTIN	Felony	157	116
	Felony amended to Non-Felony	22	



27A.460(1) Conviction Percentages  
 27A.460(3) Percentage of Acquittals  
 27A.460(4) Percentage of Dismissals

\* A case may consist of one or multiple convicted charges, the distinct count on cases counts the case only once.  
 \* Other Disposition types include: Denied, Extradition, Grand Jury, Granted, Merged, Mistrial, Grand Jury, Other, Remanded, and Sealed Records.



**ADMINISTRATIVE OFFICE OF THE COURTS**  
**Research and Statistics**  
 Annual Report FY 2023  
 Circuit Court - Felony Criminal Cases

**MARTIN COUNTY**

Felony Charges Convicted by Highest Penalty Type

Penalty Type	FELONY			MISDEMEANOR			Grand Total		
	Charges	% of Chgs	Cases	Charges	% of Chgs	Cases	Charges	% of Chgs	Cases
Incarcerated Prison	17	44.7%	12	1	1.9%	1	18	20.0%	12
Incarcerated Jail	2	5.3%	1	25	48.1%	17	27	30.0%	17
Alternative: Probation	19	50.0%	17	23	44.2%	16	42	46.7%	21
Alternative Sentence				1	1.9%	1	1	1.1%	1
No Sentence				2	3.8%	1	2	2.2%	1
<b>Grand Total</b>	<b>38</b>	<b>100.0%</b>	<b>30</b>	<b>52</b>	<b>100.0%</b>	<b>36</b>	<b>90</b>	<b>100.0%</b>	<b>49</b>

27A.460(2) Percentages of fines, imprisonment, or other penalty assessment

Original & Final Plea Type

		GUILTY	NOT GUILTY	UNKNOWN PLEA TYPE	Grand Total
Felony Charges	Original Plea		127 (80.9%)	30 (19.1%)	157 (100.0%)
	Final Plea	127 (80.9%)		30 (19.1%)	157 (100.0%)
Felony amended to Non-Felony	Original Plea			22 (100.0%)	22 (100.0%)
	Final Plea			22 (100.0%)	22 (100.0%)

27A.460(5) Percentage of pleas as charges

27A.460(6) Percentage of pleas to reduce charges

\* A case may consist of one or multiple convicted charges, the distinct count on cases counts the case only once.

\* Convicted charges, percent of charges and the distinct count of cases are sorted by the highest sentence penalty for each of the convicted charges (Guilty, Guilty - Multiple Counts, Prepayable Citation - Paid or Guilty - Sealed Sentence, Enhanced).



**ADMINISTRATIVE OFFICE OF THE COURTS**  
**Research and Statistics**  
 Annual Report FY 2023  
 Circuit Court - Felony Criminal Cases

**MARTIN COUNTY**

Cases can have multiple charges which are heard either by a Court Trial, Jury Trial, No Trial or by a combination of trial types. Cases are categorized by how all the charges within the case were disposed. If all charges were disposed by the same trial type, it is counted in the separate category, otherwise, it is counted within the Mixed Trial category. If a charge had no trial type entered or it had No Trial, then it is counted in the No Trial category.

Cases by Trial Type  
 27A.460(7), (8), (9), (10)

	No Trial	Grand Total
Felony Amended to Non-Felony	20 100.0%	20 100.0%
Felony Charges	116 100.0%	116 100.0%
Felony Convictions	30 100.0%	30 100.0%

- 27A.460(7) Percentage of disposition to guilty as charged by trial
- 27A.460(8) Percentage of those found guilty of lesser charge by trial
- 27A.460(9) Percentage of cases where jury trial taken
- 27A.460(10) Percentage of trials which are bench (court) trials

Shock Probation by Disposition Type  
 27A.440(3)(b)

	Grand Total
0	0

27A.440(3)(b) Extracted data on shock probation shall be placed in the annual report of the Administrative Office of the Courts

\* A case may consist of one or multiple convicted charges, the distinct count on cases counts the case only once.  
 \* Other Disposition types include: Denied, Extradition, Grand Jury, Granted, Merged, Mistrial, Grand Jury, Other, Remanded, and Sealed Records.



**ADMINISTRATIVE OFFICE OF THE COURTS**  
**Research and Statistics**  
 Annual Report FY 2023  
 Circuit Court - Felony Criminal Cases  
**MARTIN COUNTY**

### Youthful Offenders

There were 0 Felony level charges and 0 Non-Felony level charges disposed within 0 Circuit Criminal cases during the fiscal year. Non-Felony charges include Misdemeanor, Violation, Local Ordinance, or Other charges within those cases.

27A.460(11)

	Charges	Cases
Felony		
Felony Amended to Non-Felony		

27A.460(11) The number of juvenile offenders tried as an adult

Of the 0 Felony level charges disposed within the Youthful Offender cases, 0 (None%) charges were convicted.

Youthful Offender

		Grand Total
Felony Charges by Disposition Type	0	0

Note: A youth charged prior to their 18th birthday, proceeded against as a youthful offender under KRS 635.020(7) may not be included in the above.

KRS 635.020(7) If a person who is eighteen (18) or older is charged with a felony that occurred prior to their eighteenth birthday, the court shall, upon motion of the county attorney made prior to adjudication and consultation with the Commonwealth's Attorney, the case may proceed in accordance with the provisions of KRS 640.010.

\* A case may consist of one or multiple convicted charges, the distinct count on cases counts the case only once.

\* Other disposition types include: Denied, Extradition, Grand Jury, Granted, Merged, Mistrial, Grand Jury, Other, Remanded, and Sealed Records.

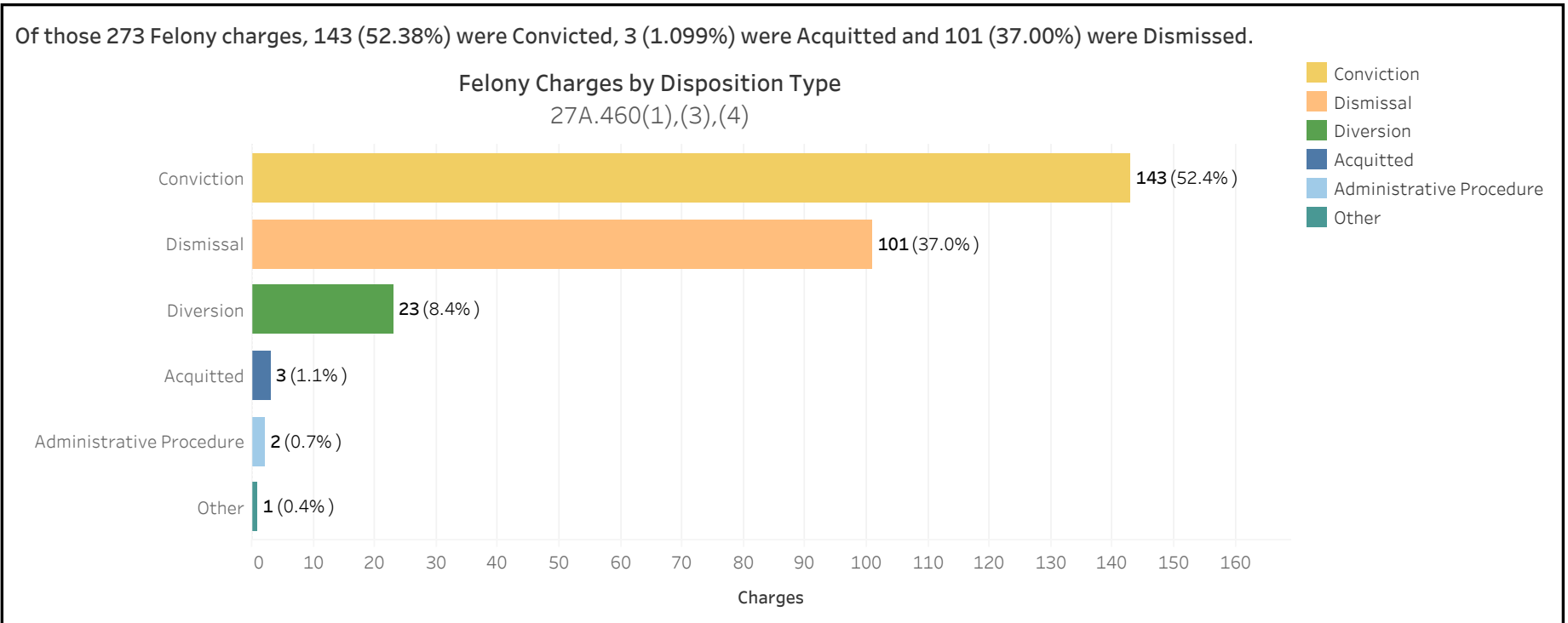


**ADMINISTRATIVE OFFICE OF THE COURTS**  
**Research and Statistics**  
 Annual Report FY 2023  
 Circuit Court - Felony Criminal Cases

**MASON COUNTY**

There were 273 Felony level charges and 19 Non-Felony level charges disposed within 215 Circuit Criminal cases during the Fiscal Year. Non-Felony charges include Misdemeanor, Violation, Local Ordinance or Other charges within those cases.

		Charges	Cases
MASON	Felony	273	198
	Felony amended to Non-Felony	19	



27A.460(1) Conviction Percentages  
 27A.460(3) Percentage of Acquittals  
 27A.460(4) Percentage of Dismissals

\* A case may consist of one or multiple convicted charges, the distinct count on cases counts the case only once.  
 \* Other Disposition types include: Denied, Extradition, Grand Jury, Granted, Merged, Mistrial, Grand Jury, Other, Remanded, and Sealed Records.



**ADMINISTRATIVE OFFICE OF THE COURTS**  
**Research and Statistics**  
 Annual Report FY 2023  
 Circuit Court - Felony Criminal Cases

**MASON COUNTY**

Felony Charges Convicted by Highest Penalty Type

Penalty Type	FELONY			MISDEMEANOR			VIOLATION			Grand Total		
	Charges	% of Chgs	Cases	Charges	% of Chgs	Cases	Charges	% of Chgs	Cases	Charges	% of Chgs	Cases
Incarcerated Prison	84	60.0%	64							84	36.8%	64
Incarcerated Jail	15	10.7%	15	46	52.9%	29				61	26.8%	39
Alternative: Cond. Discharged				17	19.5%	10				17	7.5%	10
Alternative Sentence	36	25.7%	36	4	4.6%	4	1	100.0%	1	41	18.0%	41
Pay Court Cost				1	1.1%	1				1	0.4%	1
Other Penalty	5	3.6%	5	18	20.7%	11				23	10.1%	15
No Sentence				1	1.1%	1				1	0.4%	1
<b>Grand Total</b>	<b>140</b>	<b>100.0%</b>	<b>116</b>	<b>87</b>	<b>100.0%</b>	<b>54</b>	<b>1</b>	<b>100.0%</b>	<b>1</b>	<b>228</b>	<b>100.0%</b>	<b>138</b>

27A.460(2) Percentages of fines, imprisonment, or other penalty assessment

Original & Final Plea Type

		GUILTY	NOT GUILTY	UNKNOWN PLEA TYPE	Grand Total
		Felony Charges	Original Plea	24 (8.8%)	216 (79.1%)
	Final Plea	199 (72.9%)	41 (15.0%)	33 (12.1%)	273 (100.0%)
Felony amended to Non-Felony	Original Plea		17 (89.5%)	2 (10.5%)	19 (100.0%)
	Final Plea	2 (10.5%)	15 (78.9%)	2 (10.5%)	19 (100.0%)

27A.460(5) Percentage of pleas as charges

27A.460(6) Percentage of pleas to reduce charges

\* A case may consist of one or multiple convicted charges, the distinct count on cases counts the case only once.

\* Convicted charges, percent of charges and the distinct count of cases are sorted by the highest sentence penalty for each of the convicted charges (Guilty, Guilty - Multiple Counts, Prepayable Citation - Paid or Guilty - Sealed Sentence, Enhanced).





**ADMINISTRATIVE OFFICE OF THE COURTS**  
**Research and Statistics**  
 Annual Report FY 2023  
 Circuit Court - Felony Criminal Cases

**MASON COUNTY**

Cases can have multiple charges which are heard either by a Court Trial, Jury Trial, No Trial or by a combination of trial types. Cases are categorized by how all the charges within the case were disposed. If all charges were disposed by the same trial type, it is counted in the separate category, otherwise, it is counted within the Mixed Trial category. If a charge had no trial type entered or it had No Trial, then it is counted in the No Trial category.

Cases by Trial Type  
 27A.460(7), (8), (9), (10)

	Jury Trial	Mixed Trial	No Trial	Grand Total
Felony Amended to Non-Felony			17	17
			100.00%	100.00%
Felony Charges	2	1	195	198
	1.01%	0.51%	98.48%	100.00%
Felony Convictions	1		115	116
	0.86%		99.14%	100.00%

- 27A.460(7) Percentage of disposition to guilty as charged by trial
- 27A.460(8) Percentage of those found guilty of lesser charge by trial
- 27A.460(9) Percentage of cases where jury trial taken
- 27A.460(10) Percentage of trials which are bench (court) trials

Shock Probation by Disposition Type  
 27A.440(3)(b)

	Denied	Granted	Vacated	Withdrawn	Grand Total
0026090 SHOCK PROBATION IN FELONY CONVICTIONS	92	21	1	2	116
	79.31%	18.10%	0.86%	1.72%	100.00%

27A.440(3)(b) Extracted data on shock probation shall be placed in the annual report of the Administrative Office of the Courts

\* A case may consist of one or multiple convicted charges, the distinct count on cases counts the case only once.

\* Other Disposition types include: Denied, Extradition, Grand Jury, Granted, Merged, Mistrial, Grand Jury, Other, Remanded, and Sealed Records.



**ADMINISTRATIVE OFFICE OF THE COURTS**  
**Research and Statistics**  
 Annual Report FY 2023  
 Circuit Court - Felony Criminal Cases  
**MASON COUNTY**

### Youthful Offenders

There were 2 Felony level charges and 0 Non-Felony level charges disposed within 1 Circuit Criminal cases during the fiscal year. Non-Felony charges include Misdemeanor, Violation, Local Ordinance, or Other charges within those cases.

27A.460(11)

	Charges	Cases
Felony	2	1
Felony Amended to Non-Felony	0	0

27A.460(11) The number of juvenile offenders tried as an adult

Of the 2 Felony level charges disposed within the Youthful Offender cases, 0 (0%) charges were convicted.

Youthful Offender

	Dismissal	Diversion	Grand Total
Felony Charges by Disposition Type	1	1	2

Note: A youth charged prior to their 18th birthday, proceeded against as a youthful offender under KRS 635.020(7) may not be included in the above.

KRS 635.020(7) If a person who is eighteen (18) or older is charged with a felony that occurred prior to their eighteenth birthday, the court shall, upon motion of the county attorney made prior to adjudication and consultation with the Commonwealth's Attorney, the case may proceed in accordance with the provisions of KRS 640.010.

\* A case may consist of one or multiple convicted charges, the distinct count on cases counts the case only once.

\* Other disposition types include: Denied, Extradition, Grand Jury, Granted, Merged, Mistrial, Grand Jury, Other, Remanded, and Sealed Records.

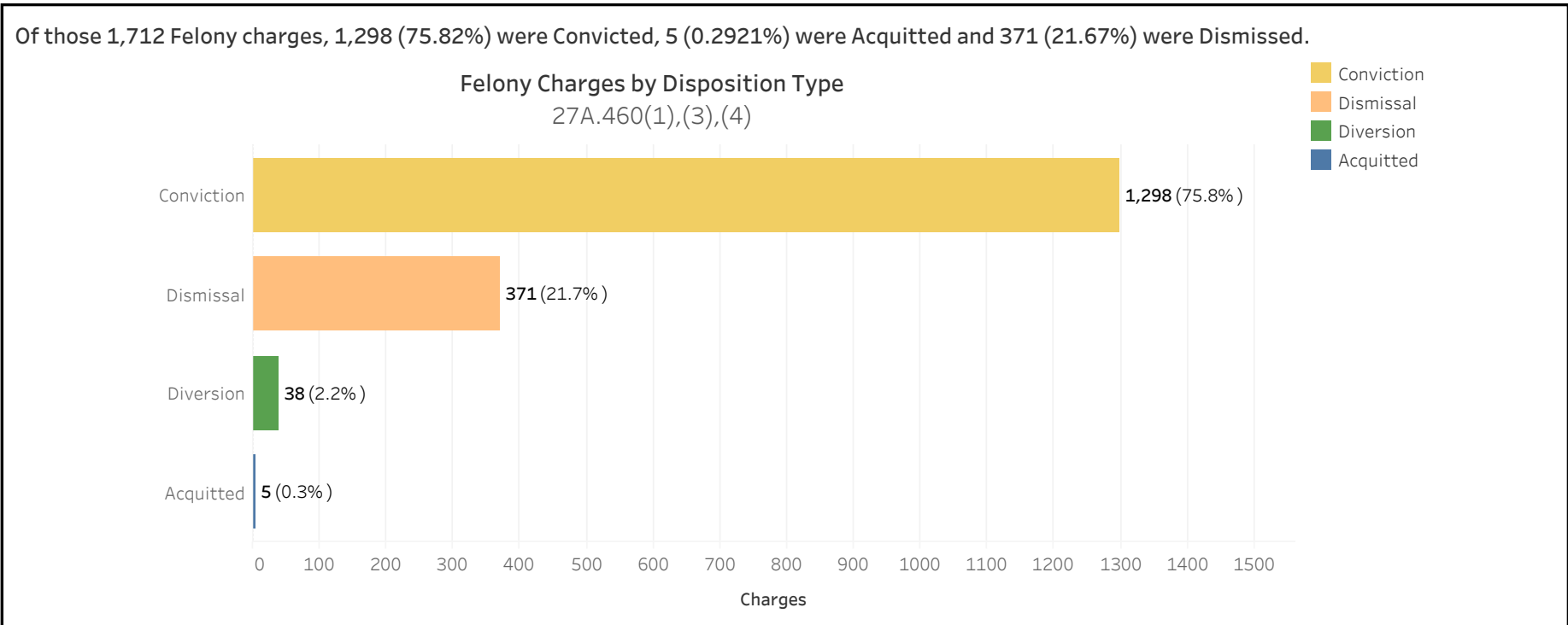


**ADMINISTRATIVE OFFICE OF THE COURTS**  
**Research and Statistics**  
 Annual Report FY 2023  
 Circuit Court - Felony Criminal Cases

**MCCRACKEN COUNTY**

There were 1,712 Felony level charges and 96 Non-Felony level charges disposed within 1,207 Circuit Criminal cases during the Fiscal Year. Non-Felony charges include Misdemeanor, Violation, Local Ordinance or Other charges within those cases.

	Charges	Cases
MCCRACKEN Felony	1,712	1,126
Felony amended to Non-Felony	96	



27A.460(1) Conviction Percentages  
 27A.460(3) Percentage of Acquittals  
 27A.460(4) Percentage of Dismissals

\* A case may consist of one or multiple convicted charges, the distinct count on cases counts the case only once.  
 \* Other Disposition types include: Denied, Extradition, Grand Jury, Granted, Merged, Mistrial, Grand Jury, Other, Remanded, and Sealed Records.



**ADMINISTRATIVE OFFICE OF THE COURTS**  
**Research and Statistics**  
 Annual Report FY 2023  
 Circuit Court - Felony Criminal Cases

**MCCRACKEN COUNTY**

Felony Charges Convicted by Highest Penalty Type

Penalty Type	FELONY			LOCAL ORDINANCE			MISDEMEANOR			VIOLATION			Grand Total		
	Charges	% of Ch..	Cases	Charges	% of Ch..	Cases	Charges	% of Ch..	Cases	Charges	% of Ch..	Cases	Charges	% of Ch..	Cases
Incarcerated Prison	451	34.7%	259				3	0.2%	3				454	16.0%	262
Incarcerated Jail	221	17.0%	182				485	36.0%	264				706	24.8%	319
Alternative: Probation	572	44.1%	494				723	53.6%	424				1,295	45.5%	579
Alternative: Cond. Discharged	39	3.0%	36				106	7.9%	70				145	5.1%	82
Alternative Sentence	4	0.3%	4				2	0.1%	2	1	0.5%	1	7	0.2%	7
Pay Fine				1	33.3%	1	5	0.4%	5	100	51.5%	59	106	3.7%	63
Pay Court Cost	1	0.1%	1				4	0.3%	4	2	1.0%	1	7	0.2%	6
Other Penalty	3	0.2%	3	2	66.7%	2	17	1.3%	16	88	45.4%	49	110	3.9%	66
No Sentence	7	0.5%	6				4	0.3%	4	3	1.5%	3	14	0.5%	12
<b>Grand Total</b>	<b>1,298</b>	<b>100.0%</b>	<b>964</b>	<b>3</b>	<b>100.0%</b>	<b>3</b>	<b>1,349</b>	<b>100.0%</b>	<b>741</b>	<b>194</b>	<b>100.0%</b>	<b>112</b>	<b>2,844</b>	<b>100.0%</b>	<b>1,060</b>

27A.460(2) Percentages of fines, imprisonment, or other penalty assessment

Original & Final Plea Type

Felony Charges		GUILTY			NOT GUILTY			UNKNOWN PLEA TYPE			Grand Total		
		Original Plea	Final Plea	Percentage	Original Plea	Final Plea	Percentage	Original Plea	Final Plea	Percentage	Original Plea	Final Plea	Percentage
Felony Charges	Original Plea			53 (3.1%)			860 (50.2%)			799 (46.7%)			1,712 (100.0%)
	Final Plea			911 (53.2%)			2 (0.1%)			799 (46.7%)			1,712 (100.0%)
Felony amended to Non-Felony	Original Plea									96 (100.0%)			96 (100.0%)
	Final Plea									96 (100.0%)			96 (100.0%)

27A.460(5) Percentage of pleas as charges

27A.460(6) Percentage of pleas to reduce charges

\* A case may consist of one or multiple convicted charges, the distinct count on cases counts the case only once.

\* Convicted charges, percent of charges and the distinct count of cases are sorted by the highest sentence penalty for each of the convicted charges (Guilty, Guilty - Multiple Counts, Prepayable Citation - Paid or Guilty - Sealed Sentence, Enhanced).



**ADMINISTRATIVE OFFICE OF THE COURTS**  
**Research and Statistics**  
 Annual Report FY 2023  
 Circuit Court - Felony Criminal Cases

**MCCRACKEN COUNTY**

Cases can have multiple charges which are heard either by a Court Trial, Jury Trial, No Trial or by a combination of trial types. Cases are categorized by how all the charges within the case were disposed. If all charges were disposed by the same trial type, it is counted in the separate category, otherwise, it is counted within the Mixed Trial category. If a charge had no trial type entered or it had No Trial, then it is counted in the No Trial category.

Cases by Trial Type  
 27A.460(7), (8), (9), (10)

	Jury Trial	Mixed Trial	No Trial	Grand Total
Felony Amended to Non-Felony		14	67	81
		17.28%	82.72%	100.00%
Felony Charges	4	138	984	1,126
	0.36%	12.26%	87.39%	100.00%
Felony Convictions	2	125	837	964
	0.21%	12.97%	86.83%	100.00%

27A.460(7) Percentage of disposition to guilty as charged by trial  
 27A.460(8) Percentage of those found guilty of lesser charge by trial  
 27A.460(9) Percentage of cases where jury trial taken  
 27A.460(10) Percentage of trials which are bench (court) trials

Shock Probation by Disposition Type  
 27A.440(3)(b)

	Granted	Grand Total
0026090 SHOCK PROBATION IN FELONY CONVICTIONS	11	11
	100.00%	100.00%

27A.440(3)(b) Extracted data on shock probation shall be placed in the annual report of the Administrative Office of the Courts

\* A case may consist of one or multiple convicted charges, the distinct count on cases counts the case only once.

\* Other Disposition types include: Denied, Extradition, Grand Jury, Granted, Merged, Mistrial, Grand Jury, Other, Remanded, and Sealed Records.



**ADMINISTRATIVE OFFICE OF THE COURTS**  
**Research and Statistics**  
 Annual Report FY 2023  
 Circuit Court - Felony Criminal Cases  
**MCCRACKEN COUNTY**

### Youthful Offenders

There were 0 Felony level charges and 0 Non-Felony level charges disposed within 0 Circuit Criminal cases during the fiscal year. Non-Felony charges include Misdemeanor, Violation, Local Ordinance, or Other charges within those cases.

27A.460(11)

	Charges	Cases
Felony		
Felony Amended to Non-Felony		

27A.460(11) The number of juvenile offenders tried as an adult

Of the 0 Felony level charges disposed within the Youthful Offender cases, 0 (None%) charges were convicted.

Youthful Offender

		Grand Total
Felony Charges by Disposition Type	0	0

Note: A youth charged prior to their 18th birthday, proceeded against as a youthful offender under KRS 635.020(7) may not be included in the above.

KRS 635.020(7) If a person who is eighteen (18) or older is charged with a felony that occurred prior to their eighteenth birthday, the court shall, upon motion of the county attorney made prior to adjudication and consultation with the Commonwealth's Attorney, the case may proceed in accordance with the provisions of KRS 640.010.

\* A case may consist of one or multiple convicted charges, the distinct count on cases counts the case only once.

\* Other disposition types include: Denied, Extradition, Grand Jury, Granted, Merged, Mistrial, Grand Jury, Other, Remanded, and Sealed Records.

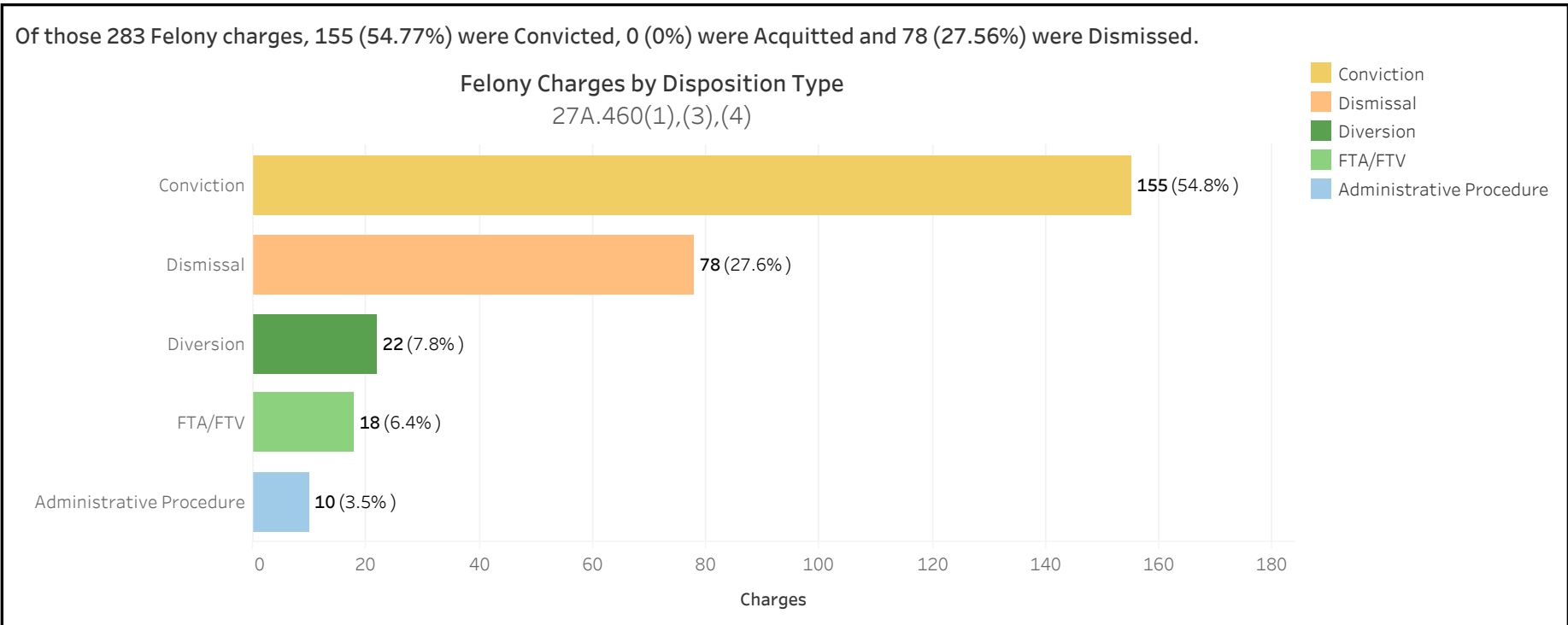


**ADMINISTRATIVE OFFICE OF THE COURTS**  
**Research and Statistics**  
 Annual Report FY 2023  
 Circuit Court - Felony Criminal Cases

**MCCREARY COUNTY**

There were 283 Felony level charges and 12 Non-Felony level charges disposed within 188 Circuit Criminal cases during the Fiscal Year. Non-Felony charges include Misdemeanor, Violation, Local Ordinance or Other charges within those cases.

		Charges	Cases
MCCREARY	Felony	283	178
	Felony amended to Non-Felony	12	



27A.460(1) Conviction Percentages  
 27A.460(3) Percentage of Acquittals  
 27A.460(4) Percentage of Dismissals

\* A case may consist of one or multiple convicted charges, the distinct count on cases counts the case only once.  
 \* Other Disposition types include: Denied, Extradition, Grand Jury, Granted, Merged, Mistrial, Grand Jury, Other, Remanded, and Sealed Records.



**ADMINISTRATIVE OFFICE OF THE COURTS**  
**Research and Statistics**  
 Annual Report FY 2023  
 Circuit Court - Felony Criminal Cases

**MCCREARY COUNTY**

Felony Charges Convicted by Highest Penalty Type

Penalty Type	FELONY			MISDEMEANOR			Grand Total		
	Charges	% of Chgs	Cases	Charges	% of Chgs	Cases	Charges	% of Chgs	Cases
Incarcerated Prison	85	57.0%	48	2	4.4%	1	87	44.8%	48
Incarcerated Jail	12	8.1%	9	16	35.6%	14	28	14.4%	22
Alternative: Probation	49	32.9%	45	1	2.2%	1	50	25.8%	46
Alternative: Cond. Discharged				20	44.4%	16	20	10.3%	16
Alternative Sentence	1	0.7%	1	4	8.9%	4	5	2.6%	5
Pay Fine				2	4.4%	2	2	1.0%	2
Other Penalty	1	0.7%	1				1	0.5%	1
No Sentence	1	0.7%	1				1	0.5%	1
<b>Grand Total</b>	<b>149</b>	<b>100.0%</b>	<b>102</b>	<b>45</b>	<b>100.0%</b>	<b>35</b>	<b>194</b>	<b>100.0%</b>	<b>119</b>

27A.460(2) Percentages of fines, imprisonment, or other penalty assessment

Original & Final Plea Type

		GUILTY	NOT GUILTY	UNKNOWN PLEA TYPE	Grand Total
Felony Charges	Original Plea	2 (0.7%)	50 (17.7%)	231 (81.6%)	283 (100.0%)
	Final Plea	45 (15.9%)	7 (2.5%)	231 (81.6%)	283 (100.0%)
Felony amended to Non-Felony	Original Plea			12 (100.0%)	12 (100.0%)
	Final Plea			12 (100.0%)	12 (100.0%)

27A.460(5) Percentage of pleas as charges

27A.460(6) Percentage of pleas to reduce charges

\* A case may consist of one or multiple convicted charges, the distinct count on cases counts the case only once.

\* Convicted charges, percent of charges and the distinct count of cases are sorted by the highest sentence penalty for each of the convicted charges (Guilty, Guilty - Multiple Counts, Prepayable Citation - Paid or Guilty - Sealed Sentence, Enhanced).





**ADMINISTRATIVE OFFICE OF THE COURTS**  
**Research and Statistics**  
 Annual Report FY 2023  
 Circuit Court - Felony Criminal Cases

**MCCREARY COUNTY**

Cases can have multiple charges which are heard either by a Court Trial, Jury Trial, No Trial or by a combination of trial types. Cases are categorized by how all the charges within the case were disposed. If all charges were disposed by the same trial type, it is counted in the separate category, otherwise, it is counted within the Mixed Trial category. If a charge had no trial type entered or it had No Trial, then it is counted in the No Trial category.

Cases by Trial Type  
 27A.460(7), (8), (9), (10)

	Court Trial	Jury Trial	Mixed Trial	No Trial	Grand Total
Felony Amended to Non-Felony				10	10
				100.00%	100.00%
Felony Charges	5 2.81%	1 0.56%	19 10.67%	153 85.96%	178 100.00%
Felony Convictions		1 0.98%	12 11.76%	89 87.25%	102 100.00%

- 27A.460(7) Percentage of disposition to guilty as charged by trial
- 27A.460(8) Percentage of those found guilty of lesser charge by trial
- 27A.460(9) Percentage of cases where jury trial taken
- 27A.460(10) Percentage of trials which are bench (court) trials

Shock Probation by Disposition Type  
 27A.440(3)(b)

	Denied	Granted	Other	Grand Total
0026090 SHOCK PROBATION IN FELONY CONVICTIONS	9 81.82%	2 18.18%		11 100.00%
0026100 SHOCK PROBATION IN MISDEMEANOR CONVICTIONS	1 25.00%		3 75.00%	4 100.00%

27A.440(3)(b) Extracted data on shock probation shall be placed in the annual report of the Administrative Office of the Courts

\* A case may consist of one or multiple convicted charges, the distinct count on cases counts the case only once.  
 \* Other Disposition types include: Denied, Extradition, Grand Jury, Granted, Merged, Mistrial, Grand Jury, Other, Remanded, and Sealed Records.



**ADMINISTRATIVE OFFICE OF THE COURTS**  
**Research and Statistics**  
 Annual Report FY 2023  
 Circuit Court - Felony Criminal Cases  
**MCCREARY COUNTY**

### Youthful Offenders

There were 0 Felony level charges and 0 Non-Felony level charges disposed within 0 Circuit Criminal cases during the fiscal year. Non-Felony charges include Misdemeanor, Violation, Local Ordinance, or Other charges within those cases.

27A.460(11)

	Charges	Cases
Felony		
Felony Amended to Non-Felony		

27A.460(11) The number of juvenile offenders tried as an adult

Of the 0 Felony level charges disposed within the Youthful Offender cases, 0 (None%) charges were convicted.

Youthful Offender

		Grand Total
Felony Charges by Disposition Type	0	0

Note: A youth charged prior to their 18th birthday, proceeded against as a youthful offender under KRS 635.020(7) may not be included in the above.

KRS 635.020(7) If a person who is eighteen (18) or older is charged with a felony that occurred prior to their eighteenth birthday, the court shall, upon motion of the county attorney made prior to adjudication and consultation with the Commonwealth's Attorney, the case may proceed in accordance with the provisions of KRS 640.010.

\* A case may consist of one or multiple convicted charges, the distinct count on cases counts the case only once.

\* Other disposition types include: Denied, Extradition, Grand Jury, Granted, Merged, Mistrial, Grand Jury, Other, Remanded, and Sealed Records.

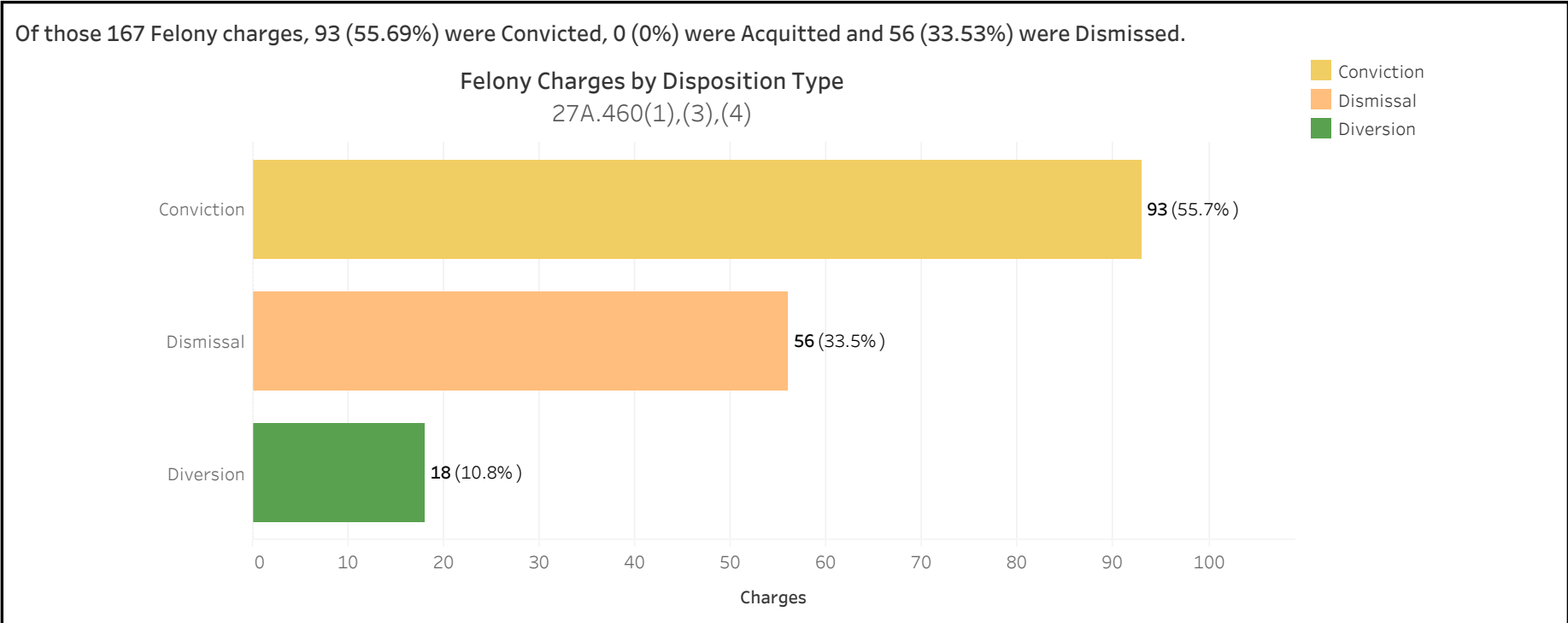


**ADMINISTRATIVE OFFICE OF THE COURTS**  
**Research and Statistics**  
 Annual Report FY 2023  
 Circuit Court - Felony Criminal Cases

**MCLEAN COUNTY**

There were 167 Felony level charges and 3 Non-Felony level charges disposed within 97 Circuit Criminal cases during the Fiscal Year. Non-Felony charges include Misdemeanor, Violation, Local Ordinance or Other charges within those cases.

		Charges	Cases
MCLEAN	Felony	167	94
	Felony amended to Non-Felony	3	



27A.460(1) Conviction Percentages  
 27A.460(3) Percentage of Acquittals  
 27A.460(4) Percentage of Dismissals

\* A case may consist of one or multiple convicted charges, the distinct count on cases counts the case only once.  
 \* Other Disposition types include: Denied, Extradition, Grand Jury, Granted, Merged, Mistrial, Grand Jury, Other, Remanded, and Sealed Records.



**ADMINISTRATIVE OFFICE OF THE COURTS**  
**Research and Statistics**  
 Annual Report FY 2023  
 Circuit Court - Felony Criminal Cases

**MCLEAN COUNTY**

Felony Charges Convicted by Highest Penalty Type

Penalty Type	FELONY			MISDEMEANOR			Grand Total		
	Charges	% of Chgs	Cases	Charges	% of Chgs	Cases	Charges	% of Chgs	Cases
Incarcerated Prison	48	57.1%	38				48	42.9%	38
Incarcerated Jail	11	13.1%	6	15	53.6%	13	26	23.2%	17
Alternative: Probation	23	27.4%	18	7	25.0%	6	30	26.8%	23
Pay Court Cost	2	2.4%	2				2	1.8%	2
Other Penalty				6	21.4%	5	6	5.4%	5
<b>Grand Total</b>	<b>84</b>	<b>100.0%</b>	<b>63</b>	<b>28</b>	<b>100.0%</b>	<b>24</b>	<b>112</b>	<b>100.0%</b>	<b>68</b>

27A.460(2) Percentages of fines, imprisonment, or other penalty assessment

Original & Final Plea Type

		GUILTY	NOT GUILTY	UNKNOWN PLEA TYPE	Grand Total
Felony Charges	Original Plea	32 (19.2%)	116 (69.5%)	19 (11.4%)	167 (100.0%)
	Final Plea	125 (74.9%)	23 (13.8%)	19 (11.4%)	167 (100.0%)
Felony amended to Non-Felony	Original Plea		1 (33.3%)	2 (66.7%)	3 (100.0%)
	Final Plea		1 (33.3%)	2 (66.7%)	3 (100.0%)

27A.460(5) Percentage of pleas as charges

27A.460(6) Percentage of pleas to reduce charges

\* A case may consist of one or multiple convicted charges, the distinct count on cases counts the case only once.

\* Convicted charges, percent of charges and the distinct count of cases are sorted by the highest sentence penalty for each of the convicted charges (Guilty, Guilty - Multiple Counts, Prepayable Citation - Paid or Guilty - Sealed Sentence, Enhanced).



**ADMINISTRATIVE OFFICE OF THE COURTS**  
**Research and Statistics**  
 Annual Report FY 2023  
 Circuit Court - Felony Criminal Cases

**MCLEAN COUNTY**

Cases can have multiple charges which are heard either by a Court Trial, Jury Trial, No Trial or by a combination of trial types. Cases are categorized by how all the charges within the case were disposed. If all charges were disposed by the same trial type, it is counted in the separate category, otherwise, it is counted within the Mixed Trial category. If a charge had no trial type entered or it had No Trial, then it is counted in the No Trial category.

Cases by Trial Type  
 27A.460(7), (8), (9), (10)

	Mixed Trial	No Trial	Grand Total
Felony Amended to Non-Felony		3 100.00%	3 100.00%
Felony Charges	2 2.13%	92 97.87%	94 100.00%
Felony Convictions	1 1.59%	62 98.41%	63 100.00%

- 27A.460(7) Percentage of disposition to guilty as charged by trial
- 27A.460(8) Percentage of those found guilty of lesser charge by trial
- 27A.460(9) Percentage of cases where jury trial taken
- 27A.460(10) Percentage of trials which are bench (court) trials

Shock Probation by Disposition Type  
 27A.440(3)(b)

	Denied	Granted	Grand Total
0026090 SHOCK PROBATION IN FELONY CONVICTIONS	27 81.82%	6 18.18%	33 100.00%

27A.440(3)(b) Extracted data on shock probation shall be placed in the annual report of the Administrative Office of the Courts

\* A case may consist of one or multiple convicted charges, the distinct count on cases counts the case only once.  
 \* Other Disposition types include: Denied, Extradition, Grand Jury, Granted, Merged, Mistrial, Grand Jury, Other, Remanded, and Sealed Records.



**ADMINISTRATIVE OFFICE OF THE COURTS**  
**Research and Statistics**  
 Annual Report FY 2023  
 Circuit Court - Felony Criminal Cases  
**MCLEAN COUNTY**

### Youthful Offenders

There were 0 Felony level charges and 0 Non-Felony level charges disposed within 0 Circuit Criminal cases during the fiscal year. Non-Felony charges include Misdemeanor, Violation, Local Ordinance, or Other charges within those cases.

27A.460(11)

	Charges	Cases
Felony		
Felony Amended to Non-Felony		

27A.460(11) The number of juvenile offenders tried as an adult

Of the 0 Felony level charges disposed within the Youthful Offender cases, 0 (None%) charges were convicted.

Youthful Offender

		Grand Total
Felony Charges by Disposition Type	0	0

Note: A youth charged prior to their 18th birthday, proceeded against as a youthful offender under KRS 635.020(7) may not be included in the above.

KRS 635.020(7) If a person who is eighteen (18) or older is charged with a felony that occurred prior to their eighteenth birthday, the court shall, upon motion of the county attorney made prior to adjudication and consultation with the Commonwealth's Attorney, the case may proceed in accordance with the provisions of KRS 640.010.

\* A case may consist of one or multiple convicted charges, the distinct count on cases counts the case only once.

\* Other disposition types include: Denied, Extradition, Grand Jury, Granted, Merged, Mistrial, Grand Jury, Other, Remanded, and Sealed Records.

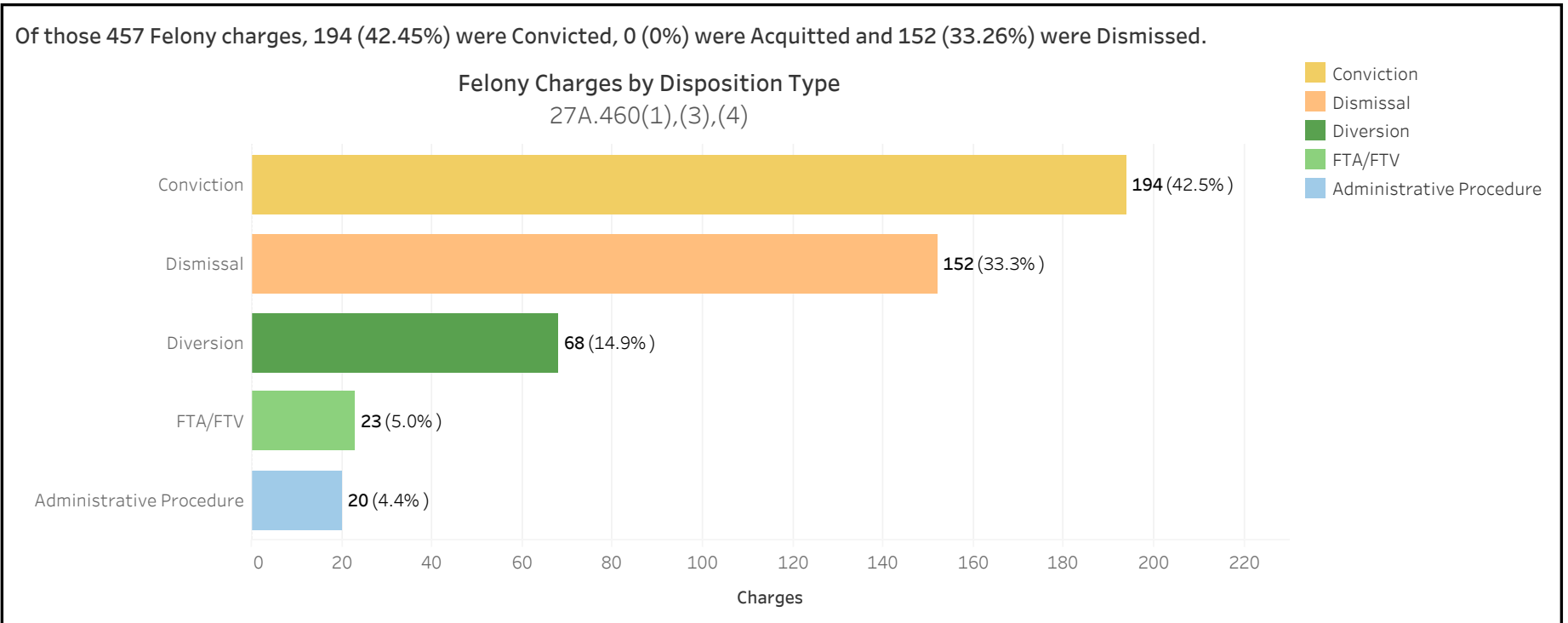


**ADMINISTRATIVE OFFICE OF THE COURTS**  
**Research and Statistics**  
 Annual Report FY 2023  
 Circuit Court - Felony Criminal Cases

**MEADE COUNTY**

There were 457 Felony level charges and 15 Non-Felony level charges disposed within 295 Circuit Criminal cases during the Fiscal Year. Non-Felony charges include Misdemeanor, Violation, Local Ordinance or Other charges within those cases.

		Charges	Cases
MEADE	Felony	457	282
	Felony amended to Non-Felony	15	



27A.460(1) Conviction Percentages  
 27A.460(3) Percentage of Acquittals  
 27A.460(4) Percentage of Dismissals

\* A case may consist of one or multiple convicted charges, the distinct count on cases counts the case only once.  
 \* Other Disposition types include: Denied, Extradition, Grand Jury, Granted, Merged, Mistrial, Grand Jury, Other, Remanded, and Sealed Records.



**ADMINISTRATIVE OFFICE OF THE COURTS**  
**Research and Statistics**  
 Annual Report FY 2023  
 Circuit Court - Felony Criminal Cases

**MEADE COUNTY**

Felony Charges Convicted by Highest Penalty Type

Penalty Type	FELONY			MISDEMEANOR			VIOLATION			Grand Total		
	Charges	% of Chgs	Cases	Charges	% of Chgs	Cases	Charges	% of Chgs	Cases	Charges	% of Chgs	Cases
Incarcerated Prison	34	19.9%	20							34	12.6%	20
Incarcerated Jail	12	7.0%	10	25	25.5%	14				37	13.7%	24
Alternative: Probation	23	13.5%	21	15	15.3%	13				38	14.1%	32
Alternative Sentence	1	0.6%	1							1	0.4%	1
Pay Fine	4	2.3%	4	9	9.2%	9				13	4.8%	13
Pay Court Cost	11	6.4%	11	1	1.0%	1				12	4.4%	12
Other Penalty	85	49.7%	65	48	49.0%	31	1	100.0%	1	134	49.6%	75
No Sentence	1	0.6%	1							1	0.4%	1
<b>Grand Total</b>	<b>171</b>	<b>100.0%</b>	<b>122</b>	<b>98</b>	<b>100.0%</b>	<b>64</b>	<b>1</b>	<b>100.0%</b>	<b>1</b>	<b>270</b>	<b>100.0%</b>	<b>139</b>

27A.460(2) Percentages of fines, imprisonment, or other penalty assessment

Original & Final Plea Type

		GUILTY	NOT GUILTY	UNKNOWN PLEA TYPE	Grand Total
Felony Charges	Original Plea	4 (0.9%)	279 (61.1%)	174 (38.1%)	457 (100.0%)
	Final Plea	279 (61.1%)	4 (0.9%)	174 (38.1%)	457 (100.0%)
Felony amended to Non-Felony	Original Plea		2 (13.3%)	13 (86.7%)	15 (100.0%)
	Final Plea	2 (13.3%)		13 (86.7%)	15 (100.0%)

27A.460(5) Percentage of pleas as charges

27A.460(6) Percentage of pleas to reduce charges

\* A case may consist of one or multiple convicted charges, the distinct count on cases counts the case only once.

\* Convicted charges, percent of charges and the distinct count of cases are sorted by the highest sentence penalty for each of the convicted charges (Guilty, Guilty - Multiple Counts, Prepayable Citation - Paid or Guilty - Sealed Sentence, Enhanced).





**ADMINISTRATIVE OFFICE OF THE COURTS**  
**Research and Statistics**  
 Annual Report FY 2023  
 Circuit Court - Felony Criminal Cases

**MEADE COUNTY**

Cases can have multiple charges which are heard either by a Court Trial, Jury Trial, No Trial or by a combination of trial types. Cases are categorized by how all the charges within the case were disposed. If all charges were disposed by the same trial type, it is counted in the separate category, otherwise, it is counted within the Mixed Trial category. If a charge had no trial type entered or it had No Trial, then it is counted in the No Trial category.

Cases by Trial Type  
 27A.460(7), (8), (9), (10)

	Jury Trial	Mixed Trial	No Trial	Grand Total
Felony Amended to Non-Felony			13	13
			100.00%	100.00%
Felony Charges	1	3	278	282
	0.35%	1.06%	98.58%	100.00%
Felony Convictions	1	1	123	125
	0.80%	0.80%	98.40%	100.00%

- 27A.460(7) Percentage of disposition to guilty as charged by trial
- 27A.460(8) Percentage of those found guilty of lesser charge by trial
- 27A.460(9) Percentage of cases where jury trial taken
- 27A.460(10) Percentage of trials which are bench (court) trials

Shock Probation by Disposition Type  
 27A.440(3)(b)

	Denied	Granted	Vacated	Grand Total
0026090 SHOCK PROBATION IN FELONY CONVICTIONS	10	4	1	15
	66.67%	26.67%	6.67%	100.00%

27A.440(3)(b) Extracted data on shock probation shall be placed in the annual report of the Administrative Office of the Courts

\* A case may consist of one or multiple convicted charges, the distinct count on cases counts the case only once.

\* Other Disposition types include: Denied, Extradition, Grand Jury, Granted, Merged, Mistrial, Grand Jury, Other, Remanded, and Sealed Records.



**ADMINISTRATIVE OFFICE OF THE COURTS**  
**Research and Statistics**  
 Annual Report FY 2023  
 Circuit Court - Felony Criminal Cases  
**MEADE COUNTY**

**Youthful Offenders**

There were 0 Felony level charges and 0 Non-Felony level charges disposed within 0 Circuit Criminal cases during the fiscal year. Non-Felony charges include Misdemeanor, Violation, Local Ordinance, or Other charges within those cases.

27A.460(11)

	Charges	Cases
Felony		
Felony Amended to Non-Felony		

27A.460(11) The number of juvenile offenders tried as an adult

Of the 0 Felony level charges disposed within the Youthful Offender cases, 0 (None%) charges were convicted.

Youthful Offender

	Grand Total
Felony Charges by Disposition Type	0

Note: A youth charged prior to their 18th birthday, proceeded against as a youthful offender under KRS 635.020(7) may not be included in the above.

KRS 635.020(7) If a person who is eighteen (18) or older is charged with a felony that occurred prior to their eighteenth birthday, the court shall, upon motion of the county attorney made prior to adjudication and consultation with the Commonwealth's Attorney, the case may proceed in accordance with the provisions of KRS 640.010.

\* A case may consist of one or multiple convicted charges, the distinct count on cases counts the case only once.

\* Other disposition types include: Denied, Extradition, Grand Jury, Granted, Merged, Mistrial, Grand Jury, Other, Remanded, and Sealed Records.

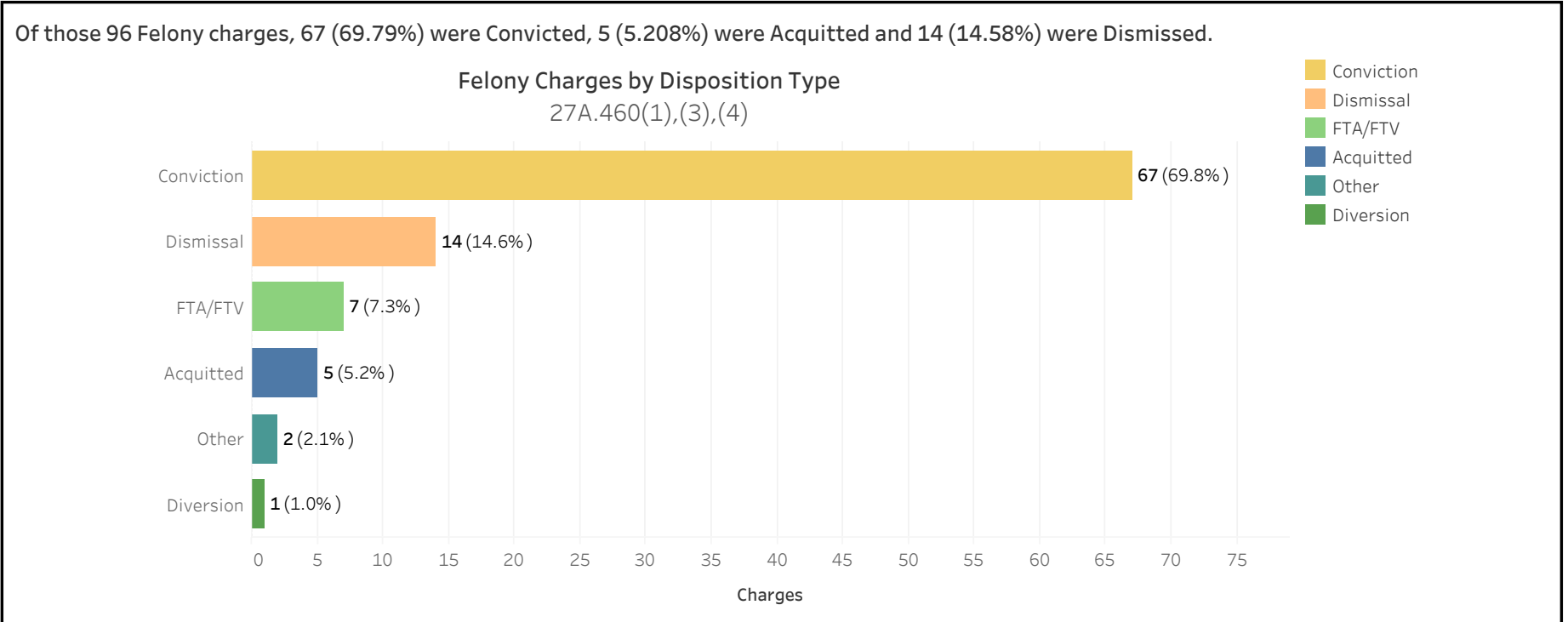


**ADMINISTRATIVE OFFICE OF THE COURTS**  
**Research and Statistics**  
 Annual Report FY 2023  
 Circuit Court - Felony Criminal Cases

**MENIFEE COUNTY**

There were 96 Felony level charges and 4 Non-Felony level charges disposed within 60 Circuit Criminal cases during the Fiscal Year. Non-Felony charges include Misdemeanor, Violation, Local Ordinance or Other charges within those cases.

		Charges	Cases
MENIFEE	Felony	96	56
	Felony amended to Non-Felony	4	



27A.460(1) Conviction Percentages  
 27A.460(3) Percentage of Acquittals  
 27A.460(4) Percentage of Dismissals

\* A case may consist of one or multiple convicted charges, the distinct count on cases counts the case only once.  
 \* Other Disposition types include: Denied, Extradition, Grand Jury, Granted, Merged, Mistrial, Grand Jury, Other, Remanded, and Sealed Records.



**ADMINISTRATIVE OFFICE OF THE COURTS**  
**Research and Statistics**  
 Annual Report FY 2023  
 Circuit Court - Felony Criminal Cases

**MENIFEE COUNTY**

Felony Charges Convicted by Highest Penalty Type

Penalty Type	FELONY			MISDEMEANOR			VIOLATION			Grand Total		
	Charges	% of Chgs	Cases	Charges	% of Chgs	Cases	Charges	% of Chgs	Cases	Charges	% of Chgs	Cases
Incarcerated Prison	21	31.8%	15	1	1.4%	1				22	15.4%	15
Incarcerated Jail	6	9.1%	4	21	28.8%	9				27	18.9%	9
Alternative: Probation	2	3.0%	2	4	5.5%	3				6	4.2%	5
Alternative Sentence	27	40.9%	22	31	42.5%	17				58	40.6%	26
Pay Fine							2	50.0%	1	2	1.4%	1
Other Penalty	2	3.0%	1	11	15.1%	8	1	25.0%	1	14	9.8%	9
No Sentence	8	12.1%	4	5	6.8%	5	1	25.0%	1	14	9.8%	6
<b>Grand Total</b>	<b>66</b>	<b>100.0%</b>	<b>45</b>	<b>73</b>	<b>100.0%</b>	<b>35</b>	<b>4</b>	<b>100.0%</b>	<b>3</b>	<b>143</b>	<b>100.0%</b>	<b>54</b>

27A.460(2) Percentages of fines, imprisonment, or other penalty assessment

Original & Final Plea Type

		GUILTY	NOT GUILTY	UNKNOWN PLEA TYPE	Grand Total
Felony Charges	Original Plea	13 (13.5%)	48 (50.0%)	35 (36.5%)	96 (100.0%)
	Final Plea	59 (61.5%)	2 (2.1%)	35 (36.5%)	96 (100.0%)
Felony amended to Non-Felony	Original Plea			4 (100.0%)	4 (100.0%)
	Final Plea			4 (100.0%)	4 (100.0%)

27A.460(5) Percentage of pleas as charges

27A.460(6) Percentage of pleas to reduce charges

\* A case may consist of one or multiple convicted charges, the distinct count on cases counts the case only once.

\* Convicted charges, percent of charges and the distinct count of cases are sorted by the highest sentence penalty for each of the convicted charges (Guilty, Guilty - Multiple Counts, Prepayable Citation - Paid or Guilty - Sealed Sentence, Enhanced).



**ADMINISTRATIVE OFFICE OF THE COURTS**  
**Research and Statistics**  
 Annual Report FY 2023  
 Circuit Court - Felony Criminal Cases

**MENIFEE COUNTY**

Cases can have multiple charges which are heard either by a Court Trial, Jury Trial, No Trial or by a combination of trial types. Cases are categorized by how all the charges within the case were disposed. If all charges were disposed by the same trial type, it is counted in the separate category, otherwise, it is counted within the Mixed Trial category. If a charge had no trial type entered or it had No Trial, then it is counted in the No Trial category.

Cases by Trial Type  
 27A.460(7), (8), (9), (10)

	Mixed Trial	No Trial	Grand Total
Felony Amended to Non-Felony		4	4
		100.00%	100.00%
Felony Charges	6	50	56
	10.71%	89.29%	100.00%
Felony Convictions	4	41	45
	8.89%	91.11%	100.00%

- 27A.460(7) Percentage of disposition to guilty as charged by trial
- 27A.460(8) Percentage of those found guilty of lesser charge by trial
- 27A.460(9) Percentage of cases where jury trial taken
- 27A.460(10) Percentage of trials which are bench (court) trials

Shock Probation by Disposition Type  
 27A.440(3)(b)

	Granted	Grand Total
0026090 SHOCK PROBATION IN FELONY CONVICTIONS	1	1
	100.00%	100.00%

27A.440(3)(b) Extracted data on shock probation shall be placed in the annual report of the Administrative Office of the Courts

\* A case may consist of one or multiple convicted charges, the distinct count on cases counts the case only once.  
 \* Other Disposition types include: Denied, Extradition, Grand Jury, Granted, Merged, Mistrial, Grand Jury, Other, Remanded, and Sealed Records.



**ADMINISTRATIVE OFFICE OF THE COURTS**  
**Research and Statistics**  
 Annual Report FY 2023  
 Circuit Court - Felony Criminal Cases  
**MENIFEE COUNTY**

### Youthful Offenders

There were 0 Felony level charges and 0 Non-Felony level charges disposed within 0 Circuit Criminal cases during the fiscal year. Non-Felony charges include Misdemeanor, Violation, Local Ordinance, or Other charges within those cases.

27A.460(11)

	Charges	Cases
Felony		
Felony Amended to Non-Felony		

27A.460(11) The number of juvenile offenders tried as an adult

Of the 0 Felony level charges disposed within the Youthful Offender cases, 0 (None%) charges were convicted.

Youthful Offender

	Grand Total
Felony Charges by Disposition Type	0

Note: A youth charged prior to their 18th birthday, proceeded against as a youthful offender under KRS 635.020(7) may not be included in the above.

KRS 635.020(7) If a person who is eighteen (18) or older is charged with a felony that occurred prior to their eighteenth birthday, the court shall, upon motion of the county attorney made prior to adjudication and consultation with the Commonwealth's Attorney, the case may proceed in accordance with the provisions of KRS 640.010.

\* A case may consist of one or multiple convicted charges, the distinct count on cases counts the case only once.

\* Other disposition types include: Denied, Extradition, Grand Jury, Granted, Merged, Mistrial, Grand Jury, Other, Remanded, and Sealed Records.

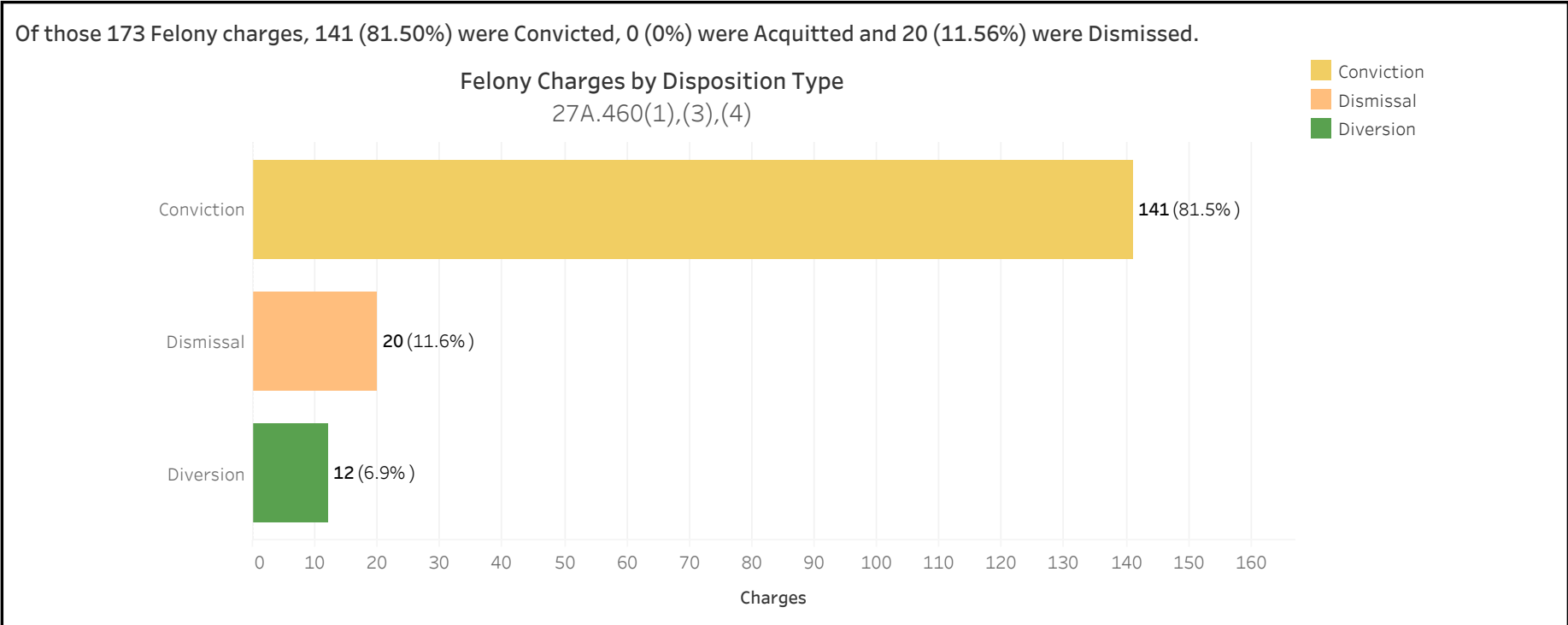


**ADMINISTRATIVE OFFICE OF THE COURTS**  
**Research and Statistics**  
 Annual Report FY 2023  
 Circuit Court - Felony Criminal Cases

**MERCER COUNTY**

There were 173 Felony level charges and 33 Non-Felony level charges disposed within 133 Circuit Criminal cases during the Fiscal Year. Non-Felony charges include Misdemeanor, Violation, Local Ordinance or Other charges within those cases.

		Charges	Cases
MERCER	Felony	173	105
	Felony amended to Non-Felony	33	



27A.460(1) Conviction Percentages  
 27A.460(3) Percentage of Acquittals  
 27A.460(4) Percentage of Dismissals

\* A case may consist of one or multiple convicted charges, the distinct count on cases counts the case only once.  
 \* Other Disposition types include: Denied, Extradition, Grand Jury, Granted, Merged, Mistrial, Grand Jury, Other, Remanded, and Sealed Records.



**ADMINISTRATIVE OFFICE OF THE COURTS**  
**Research and Statistics**  
 Annual Report FY 2023  
 Circuit Court - Felony Criminal Cases

**MERCER COUNTY**

Felony Charges Convicted by Highest Penalty Type

Penalty Type	FELONY			MISDEMEANOR			VIOLATION			Grand Total		
	Charges	% of Chgs	Cases	Charges	% of Chgs	Cases	Charges	% of Chgs	Cases	Charges	% of Chgs	Cases
Incarcerated Prison	37	26.2%	22							37	14.9%	22
Incarcerated Jail	10	7.1%	8	28	26.4%	19				38	15.3%	23
Alternative: Probation	89	63.1%	57	72	67.9%	47				161	64.7%	74
Alternative Sentence	3	2.1%	2	3	2.8%	2				6	2.4%	3
Pay Fine							2	100.0%	2	2	0.8%	2
Pay Court Cost				1	0.9%	1				1	0.4%	1
Other Penalty	1	0.7%	1							1	0.4%	1
No Sentence	1	0.7%	1	2	1.9%	2				3	1.2%	3
<b>Grand Total</b>	<b>141</b>	<b>100.0%</b>	<b>89</b>	<b>106</b>	<b>100.0%</b>	<b>70</b>	<b>2</b>	<b>100.0%</b>	<b>2</b>	<b>249</b>	<b>100.0%</b>	<b>116</b>

27A.460(2) Percentages of fines, imprisonment, or other penalty assessment

Original & Final Plea Type

		GUILTY	NOT GUILTY	UNKNOWN PLEA TYPE	Grand Total
Felony Charges	Original Plea	1 (0.6%)	90 (52.0%)	82 (47.4%)	173 (100.0%)
	Final Plea	89 (51.4%)	2 (1.2%)	82 (47.4%)	173 (100.0%)
Felony amended to Non-Felony	Original Plea		2 (6.1%)	31 (93.9%)	33 (100.0%)
	Final Plea	2 (6.1%)		31 (93.9%)	33 (100.0%)

27A.460(5) Percentage of pleas as charges

27A.460(6) Percentage of pleas to reduce charges

\* A case may consist of one or multiple convicted charges, the distinct count on cases counts the case only once.

\* Convicted charges, percent of charges and the distinct count of cases are sorted by the highest sentence penalty for each of the convicted charges (Guilty, Guilty - Multiple Counts, Prepayable Citation - Paid or Guilty - Sealed Sentence, Enhanced).





**ADMINISTRATIVE OFFICE OF THE COURTS**  
**Research and Statistics**  
 Annual Report FY 2023  
 Circuit Court - Felony Criminal Cases

**MERCER COUNTY**

Cases can have multiple charges which are heard either by a Court Trial, Jury Trial, No Trial or by a combination of trial types. Cases are categorized by how all the charges within the case were disposed. If all charges were disposed by the same trial type, it is counted in the separate category, otherwise, it is counted within the Mixed Trial category. If a charge had no trial type entered or it had No Trial, then it is counted in the No Trial category.

Cases by Trial Type  
 27A.460(7), (8), (9), (10)

	Jury Trial	Mixed Trial	No Trial	Grand Total
Felony Amended to Non-Felony		3 10.71%	25 89.29%	28 100.00%
Felony Charges	1 0.95%	8 7.62%	96 91.43%	105 100.00%
Felony Convictions	1 1.12%	8 8.99%	80 89.89%	89 100.00%

- 27A.460(7) Percentage of disposition to guilty as charged by trial
- 27A.460(8) Percentage of those found guilty of lesser charge by trial
- 27A.460(9) Percentage of cases where jury trial taken
- 27A.460(10) Percentage of trials which are bench (court) trials

Shock Probation by Disposition Type  
 27A.440(3)(b)

	Denied	Grand Total
0026090 SHOCK PROBATION IN FELONY CONVICTIONS	11 100.00%	11 100.00%
0026100 SHOCK PROBATION IN MISDEMEANOR CONVICTIONS	1 100.00%	1 100.00%

27A.440(3)(b) Extracted data on shock probation shall be placed in the annual report of the Administrative Office of the Courts

\* A case may consist of one or multiple convicted charges, the distinct count on cases counts the case only once.

\* Other Disposition types include: Denied, Extradition, Grand Jury, Granted, Merged, Mistrial, Grand Jury, Other, Remanded, and Sealed Records.



**ADMINISTRATIVE OFFICE OF THE COURTS**  
**Research and Statistics**  
 Annual Report FY 2023  
 Circuit Court - Felony Criminal Cases  
**MERCER COUNTY**

### Youthful Offenders

There were 0 Felony level charges and 0 Non-Felony level charges disposed within 0 Circuit Criminal cases during the fiscal year. Non-Felony charges include Misdemeanor, Violation, Local Ordinance, or Other charges within those cases.

27A.460(11)

	Charges	Cases
Felony		
Felony Amended to Non-Felony		

27A.460(11) The number of juvenile offenders tried as an adult

Of the 0 Felony level charges disposed within the Youthful Offender cases, 0 (None%) charges were convicted.

Youthful Offender

		Grand Total
Felony Charges by Disposition Type	0	0

Note: A youth charged prior to their 18th birthday, proceeded against as a youthful offender under KRS 635.020(7) may not be included in the above.

KRS 635.020(7) If a person who is eighteen (18) or older is charged with a felony that occurred prior to their eighteenth birthday, the court shall, upon motion of the county attorney made prior to adjudication and consultation with the Commonwealth's Attorney, the case may proceed in accordance with the provisions of KRS 640.010.

\* A case may consist of one or multiple convicted charges, the distinct count on cases counts the case only once.

\* Other disposition types include: Denied, Extradition, Grand Jury, Granted, Merged, Mistrial, Grand Jury, Other, Remanded, and Sealed Records.

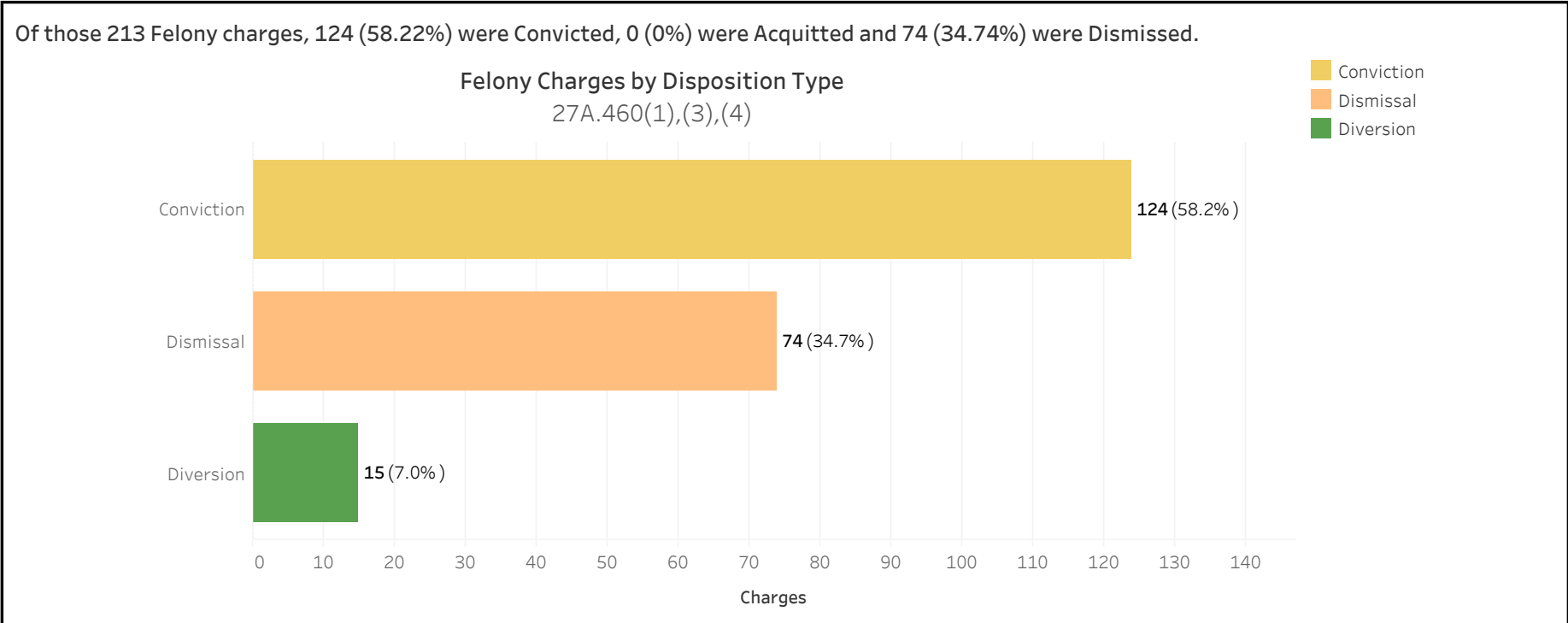


**ADMINISTRATIVE OFFICE OF THE COURTS**  
**Research and Statistics**  
 Annual Report FY 2023  
 Circuit Court - Felony Criminal Cases

**METCALFE COUNTY**

There were 213 Felony level charges and 2 Non-Felony level charges disposed within 140 Circuit Criminal cases during the Fiscal Year. Non-Felony charges include Misdemeanor, Violation, Local Ordinance or Other charges within those cases.

		Charges	Cases
METCALFE	Felony	213	138
	Felony amended to Non-Felony	2	



27A.460(1) Conviction Percentages  
 27A.460(3) Percentage of Acquittals  
 27A.460(4) Percentage of Dismissals

\* A case may consist of one or multiple convicted charges, the distinct count on cases counts the case only once.  
 \* Other Disposition types include: Denied, Extradition, Grand Jury, Granted, Merged, Mistrial, Grand Jury, Other, Remanded, and Sealed Records.



**ADMINISTRATIVE OFFICE OF THE COURTS**  
**Research and Statistics**  
 Annual Report FY 2023  
 Circuit Court - Felony Criminal Cases

**METCALFE COUNTY**

Felony Charges Convicted by Highest Penalty Type

Penalty Type	FELONY			MISDEMEANOR			VIOLATION			Grand Total		
	Charges	% of Chgs	Cases	Charges	% of Chgs	Cases	Charges	% of Chgs	Cases	Charges	% of Chgs	Cases
Incarcerated Prison	43	35.5%	25							43	16.5%	25
Incarcerated Jail	4	3.3%	4	44	35.2%	23				48	18.4%	24
Alternative: Home Incarcerati..	1	0.8%	1							1	0.4%	1
Alternative: Probation	48	39.7%	47	6	4.8%	6				54	20.7%	53
Alternative Sentence				1	0.8%	1				1	0.4%	1
Pay Court Cost				6	4.8%	6				6	2.3%	6
Other Penalty	25	20.7%	18	68	54.4%	40	12	80.0%	10	105	40.2%	49
No Sentence							3	20.0%	1	3	1.1%	1
<b>Grand Total</b>	<b>121</b>	<b>100.0%</b>	<b>78</b>	<b>125</b>	<b>100.0%</b>	<b>68</b>	<b>15</b>	<b>100.0%</b>	<b>10</b>	<b>261</b>	<b>100.0%</b>	<b>88</b>

27A.460(2) Percentages of fines, imprisonment, or other penalty assessment

Original & Final Plea Type

		GUILTY	NOT GUILTY	UNKNOWN PLEA TYPE	Grand Total
Felony Charges	Original Plea	6 (2.8%)	140 (65.7%)	67 (31.5%)	213 (100.0%)
	Final Plea	146 (68.5%)		67 (31.5%)	213 (100.0%)
Felony amended to Non-Felony	Original Plea		1 (50.0%)	1 (50.0%)	2 (100.0%)
	Final Plea	1 (50.0%)		1 (50.0%)	2 (100.0%)

27A.460(5) Percentage of pleas as charges

27A.460(6) Percentage of pleas to reduce charges

\* A case may consist of one or multiple convicted charges, the distinct count on cases counts the case only once.

\* Convicted charges, percent of charges and the distinct count of cases are sorted by the highest sentence penalty for each of the convicted charges (Guilty, Guilty - Multiple Counts, Prepayable Citation - Paid or Guilty - Sealed Sentence, Enhanced).



**ADMINISTRATIVE OFFICE OF THE COURTS**  
**Research and Statistics**  
 Annual Report FY 2023  
 Circuit Court - Felony Criminal Cases

**METCALFE COUNTY**

Cases can have multiple charges which are heard either by a Court Trial, Jury Trial, No Trial or by a combination of trial types. Cases are categorized by how all the charges within the case were disposed. If all charges were disposed by the same trial type, it is counted in the separate category, otherwise, it is counted within the Mixed Trial category. If a charge had no trial type entered or it had No Trial, then it is counted in the No Trial category.

Cases by Trial Type  
 27A.460(7), (8), (9), (10)

	Mixed Trial	No Trial	Grand Total
Felony Amended to Non-Felony		2	2
		100.00%	100.00%
Felony Charges	2	136	138
	1.45%	98.55%	100.00%
Felony Convictions	2	76	78
	2.56%	97.44%	100.00%

- 27A.460(7) Percentage of disposition to guilty as charged by trial
- 27A.460(8) Percentage of those found guilty of lesser charge by trial
- 27A.460(9) Percentage of cases where jury trial taken
- 27A.460(10) Percentage of trials which are bench (court) trials

Shock Probation by Disposition Type  
 27A.440(3)(b)

	Denied	Granted	Grand Total
0026090 SHOCK PROBATION IN FELONY CONVICTIONS	7	2	9
	77.78%	22.22%	100.00%

27A.440(3)(b) Extracted data on shock probation shall be placed in the annual report of the Administrative Office of the Courts

\* A case may consist of one or multiple convicted charges, the distinct count on cases counts the case only once.  
 \* Other Disposition types include: Denied, Extradition, Grand Jury, Granted, Merged, Mistrial, Grand Jury, Other, Remanded, and Sealed Records.



**ADMINISTRATIVE OFFICE OF THE COURTS**  
**Research and Statistics**  
 Annual Report FY 2023  
 Circuit Court - Felony Criminal Cases  
**METCALFE COUNTY**

### Youthful Offenders

There were 0 Felony level charges and 0 Non-Felony level charges disposed within 0 Circuit Criminal cases during the fiscal year. Non-Felony charges include Misdemeanor, Violation, Local Ordinance, or Other charges within those cases.

27A.460(11)

	Charges	Cases
Felony		
Felony Amended to Non-Felony		

27A.460(11) The number of juvenile offenders tried as an adult

Of the 0 Felony level charges disposed within the Youthful Offender cases, 0 (None%) charges were convicted.

Youthful Offender

		Grand Total
Felony Charges by Disposition Type	0	0

Note: A youth charged prior to their 18th birthday, proceeded against as a youthful offender under KRS 635.020(7) may not be included in the above.

KRS 635.020(7) If a person who is eighteen (18) or older is charged with a felony that occurred prior to their eighteenth birthday, the court shall, upon motion of the county attorney made prior to adjudication and consultation with the Commonwealth's Attorney, the case may proceed in accordance with the provisions of KRS 640.010.

\* A case may consist of one or multiple convicted charges, the distinct count on cases counts the case only once.

\* Other disposition types include: Denied, Extradition, Grand Jury, Granted, Merged, Mistrial, Grand Jury, Other, Remanded, and Sealed Records.

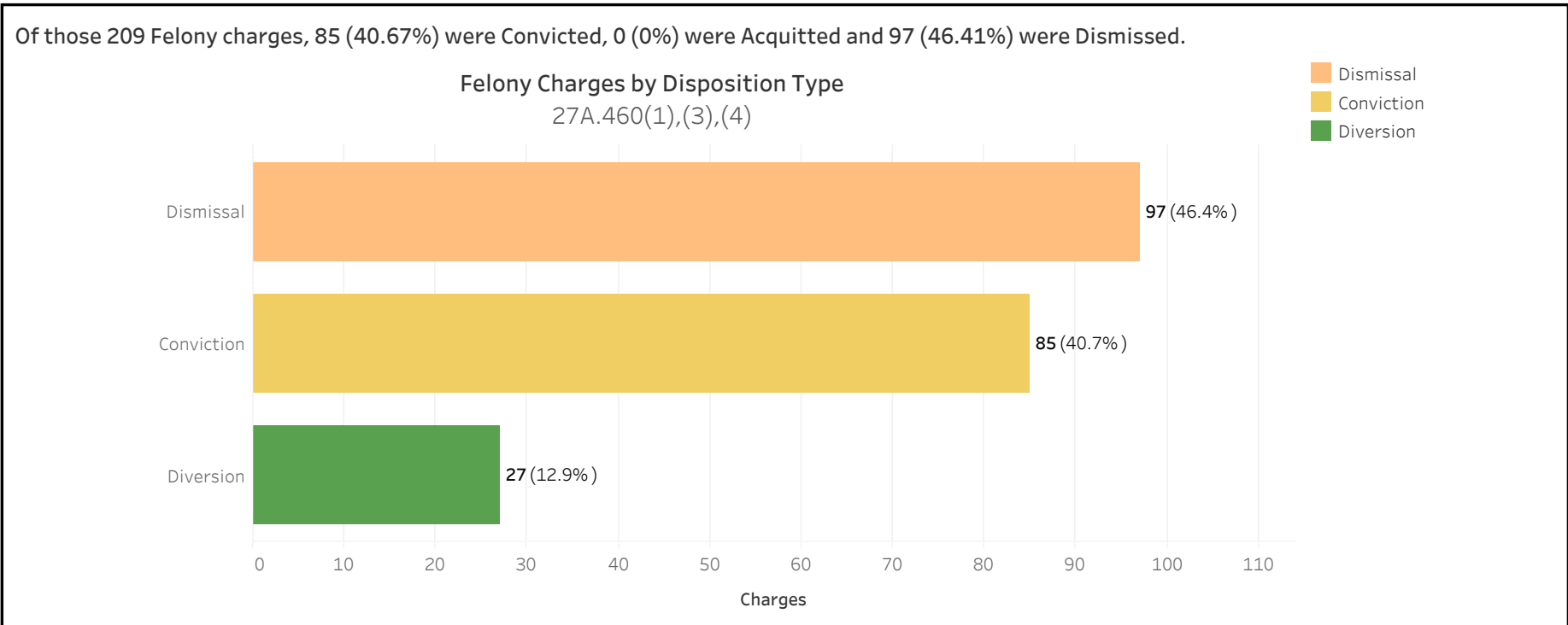


**ADMINISTRATIVE OFFICE OF THE COURTS**  
**Research and Statistics**  
 Annual Report FY 2023  
 Circuit Court - Felony Criminal Cases

**MONROE COUNTY**

There were 209 Felony level charges and 9 Non-Felony level charges disposed within 133 Circuit Criminal cases during the Fiscal Year. Non-Felony charges include Misdemeanor, Violation, Local Ordinance or Other charges within those cases.

		Charges	Cases
MONROE	Felony	209	125
	Felony amended to Non-Felony	9	



27A.460(1) Conviction Percentages  
 27A.460(3) Percentage of Acquittals  
 27A.460(4) Percentage of Dismissals

\* A case may consist of one or multiple convicted charges, the distinct count on cases counts the case only once.  
 \* Other Disposition types include: Denied, Extradition, Grand Jury, Granted, Merged, Mistrial, Grand Jury, Other, Remanded, and Sealed Records.



**ADMINISTRATIVE OFFICE OF THE COURTS**  
**Research and Statistics**  
 Annual Report FY 2023  
 Circuit Court - Felony Criminal Cases

**MONROE COUNTY**

Felony Charges Convicted by Highest Penalty Type

Penalty Type	FELONY			MISDEMEANOR			VIOLATION			Grand Total		
	Charges	% of Chgs	Cases	Charges	% of Chgs	Cases	Charges	% of Chgs	Cases	Charges	% of Chgs	Cases
Incarcerated Prison	24	30.8%	17	1	3.3%	1				25	22.9%	17
Incarcerated Jail	16	20.5%	15	4	13.3%	4				20	18.3%	19
Alternative: Home Incarcerati..	2	2.6%	2							2	1.8%	2
Alternative: Probation	35	44.9%	29	6	20.0%	5				41	37.6%	32
Alternative: Cond. Discharged				1	3.3%	1				1	0.9%	1
Alternative Sentence				1	3.3%	1				1	0.9%	1
Pay Fine				16	53.3%	14	1	100.0%	1	17	15.6%	14
Pay Court Cost				1	3.3%	1				1	0.9%	1
No Sentence	1	1.3%	1							1	0.9%	1
<b>Grand Total</b>	<b>78</b>	<b>100.0%</b>	<b>62</b>	<b>30</b>	<b>100.0%</b>	<b>25</b>	<b>1</b>	<b>100.0%</b>	<b>1</b>	<b>109</b>	<b>100.0%</b>	<b>74</b>

27A.460(2) Percentages of fines, imprisonment, or other penalty assessment

Original & Final Plea Type

		GUILTY	NOT GUILTY	UNKNOWN PLEA TYPE	Grand Total
Felony Charges	Original Plea	4 (1.9%)	54 (25.8%)	151 (72.2%)	209 (100.0%)
	Final Plea	58 (27.8%)		151 (72.2%)	209 (100.0%)
Felony amended to Non-Felony	Original Plea			9 (100.0%)	9 (100.0%)
	Final Plea			9 (100.0%)	9 (100.0%)

27A.460(5) Percentage of pleas as charges

27A.460(6) Percentage of pleas to reduce charges

\* A case may consist of one or multiple convicted charges, the distinct count on cases counts the case only once.

\* Convicted charges, percent of charges and the distinct count of cases are sorted by the highest sentence penalty for each of the convicted charges (Guilty, Guilty - Multiple Counts, Prepayable Citation - Paid or Guilty - Sealed Sentence, Enhanced).





**ADMINISTRATIVE OFFICE OF THE COURTS**  
**Research and Statistics**  
 Annual Report FY 2023  
 Circuit Court - Felony Criminal Cases

**MONROE COUNTY**

Cases can have multiple charges which are heard either by a Court Trial, Jury Trial, No Trial or by a combination of trial types. Cases are categorized by how all the charges within the case were disposed. If all charges were disposed by the same trial type, it is counted in the separate category, otherwise, it is counted within the Mixed Trial category. If a charge had no trial type entered or it had No Trial, then it is counted in the No Trial category.

Cases by Trial Type  
 27A.460(7), (8), (9), (10)

	Mixed Trial	No Trial	Grand Total
Felony Amended to Non-Felony		8	8
		100.00%	100.00%
Felony Charges	11	114	125
	8.80%	91.20%	100.00%
Felony Convictions	11	51	62
	17.74%	82.26%	100.00%

- 27A.460(7) Percentage of disposition to guilty as charged by trial
- 27A.460(8) Percentage of those found guilty of lesser charge by trial
- 27A.460(9) Percentage of cases where jury trial taken
- 27A.460(10) Percentage of trials which are bench (court) trials

Shock Probation by Disposition Type  
 27A.440(3)(b)

	Denied	Granted	Withdrawn	Grand Total
0026090 SHOCK PROBATION IN FELONY CONVICTIONS	14	7	1	22
	63.64%	31.82%	4.55%	100.00%

27A.440(3)(b) Extracted data on shock probation shall be placed in the annual report of the Administrative Office of the Courts

\* A case may consist of one or multiple convicted charges, the distinct count on cases counts the case only once.  
 \* Other Disposition types include: Denied, Extradition, Grand Jury, Granted, Merged, Mistrial, Grand Jury, Other, Remanded, and Sealed Records.



**ADMINISTRATIVE OFFICE OF THE COURTS**  
**Research and Statistics**  
 Annual Report FY 2023  
 Circuit Court - Felony Criminal Cases  
**MONROE COUNTY**

### Youthful Offenders

There were 0 Felony level charges and 0 Non-Felony level charges disposed within 0 Circuit Criminal cases during the fiscal year. Non-Felony charges include Misdemeanor, Violation, Local Ordinance, or Other charges within those cases.

27A.460(11)

	Charges	Cases
Felony		
Felony Amended to Non-Felony		

27A.460(11) The number of juvenile offenders tried as an adult

Of the 0 Felony level charges disposed within the Youthful Offender cases, 0 (None%) charges were convicted.

Youthful Offender

		Grand Total
Felony Charges by Disposition Type	0	0

Note: A youth charged prior to their 18th birthday, proceeded against as a youthful offender under KRS 635.020(7) may not be included in the above.

KRS 635.020(7) If a person who is eighteen (18) or older is charged with a felony that occurred prior to their eighteenth birthday, the court shall, upon motion of the county attorney made prior to adjudication and consultation with the Commonwealth's Attorney, the case may proceed in accordance with the provisions of KRS 640.010.

\* A case may consist of one or multiple convicted charges, the distinct count on cases counts the case only once.

\* Other disposition types include: Denied, Extradition, Grand Jury, Granted, Merged, Mistrial, Grand Jury, Other, Remanded, and Sealed Records.

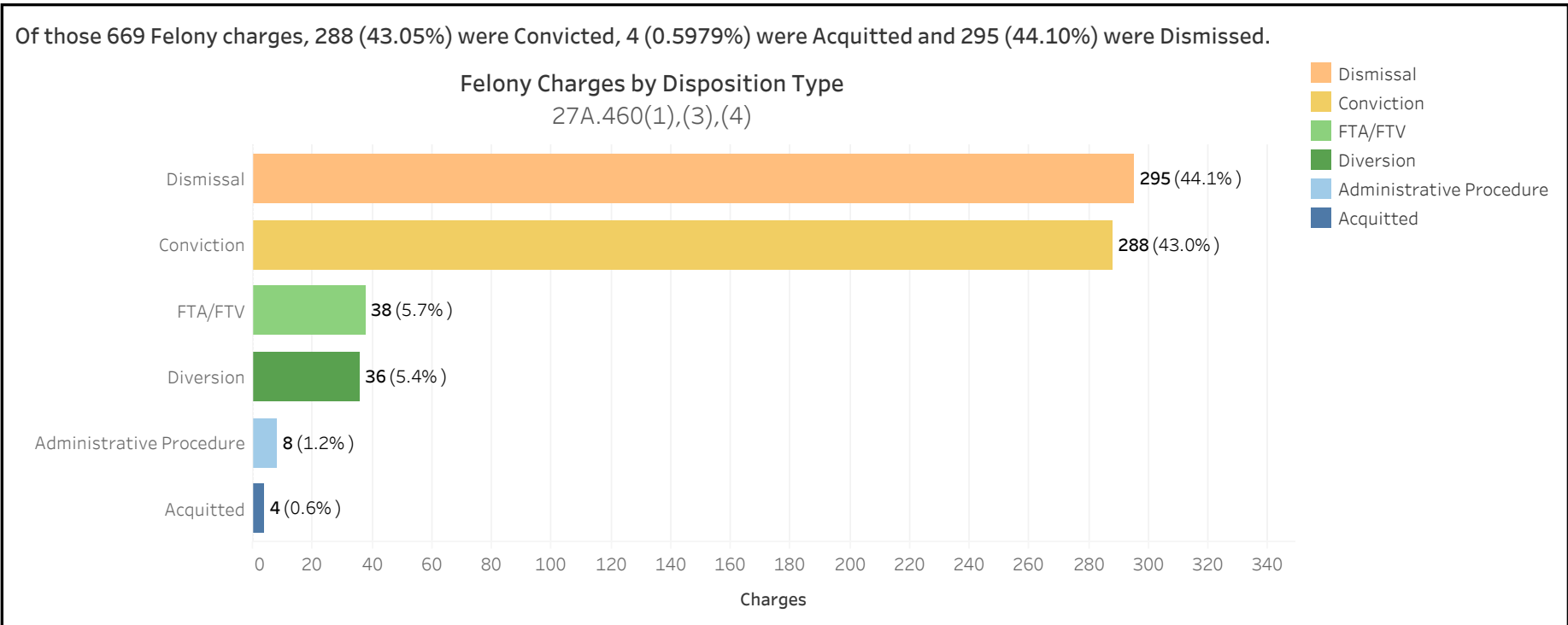


**ADMINISTRATIVE OFFICE OF THE COURTS**  
**Research and Statistics**  
 Annual Report FY 2023  
 Circuit Court - Felony Criminal Cases

**MONTGOMERY COUNTY**

There were 669 Felony level charges and 34 Non-Felony level charges disposed within 391 Circuit Criminal cases during the Fiscal Year. Non-Felony charges include Misdemeanor, Violation, Local Ordinance or Other charges within those cases.

		Charges	Cases
MONTGOMERY	Felony	669	359
	Felony amended to Non-Felony	34	



27A.460(1) Conviction Percentages  
 27A.460(3) Percentage of Acquittals  
 27A.460(4) Percentage of Dismissals

\* A case may consist of one or multiple convicted charges, the distinct count on cases counts the case only once.  
 \* Other Disposition types include: Denied, Extradition, Grand Jury, Granted, Merged, Mistrial, Grand Jury, Other, Remanded, and Sealed Records.



**ADMINISTRATIVE OFFICE OF THE COURTS**  
**Research and Statistics**  
 Annual Report FY 2023  
 Circuit Court - Felony Criminal Cases

**MONTGOMERY COUNTY**

Felony Charges Convicted by Highest Penalty Type

Penalty Type	FELONY			MISDEMEANOR			VIOLATION			Grand Total		
	Charges	% of Chgs	Cases	Charges	% of Chgs	Cases	Charges	% of Chgs	Cases	Charges	% of Chgs	Cases
Incarcerated Prison	111	41.7%	64	1	0.6%	1				112	24.6%	64
Incarcerated Jail	18	6.8%	17	50	27.9%	31				68	14.9%	40
Alternative: Probation	5	1.9%	4	47	26.3%	26				52	11.4%	28
Alternative Sentence	132	49.6%	89	72	40.2%	49	6	54.5%	4	210	46.1%	95
Pay Fine				1	0.6%	1	5	45.5%	4	6	1.3%	5
Other Penalty				8	4.5%	3				8	1.8%	3
<b>Grand Total</b>	<b>266</b>	<b>100.0%</b>	<b>171</b>	<b>179</b>	<b>100.0%</b>	<b>107</b>	<b>11</b>	<b>100.0%</b>	<b>8</b>	<b>456</b>	<b>100.0%</b>	<b>204</b>

27A.460(2) Percentages of fines, imprisonment, or other penalty assessment

Original & Final Plea Type

		GUILTY	NOT GUILTY	UNKNOWN PLEA TYPE	Grand Total
Felony Charges	Original Plea		39 (5.8%)	630 (94.2%)	669 (100.0%)
	Final Plea	22 (3.3%)	17 (2.5%)	630 (94.2%)	669 (100.0%)
Felony amended to Non-Felony	Original Plea			34 (100.0%)	34 (100.0%)
	Final Plea			34 (100.0%)	34 (100.0%)

27A.460(5) Percentage of pleas as charges

27A.460(6) Percentage of pleas to reduce charges

\* A case may consist of one or multiple convicted charges, the distinct count on cases counts the case only once.

\* Convicted charges, percent of charges and the distinct count of cases are sorted by the highest sentence penalty for each of the convicted charges (Guilty, Guilty - Multiple Counts, Prepayable Citation - Paid or Guilty - Sealed Sentence, Enhanced).



**ADMINISTRATIVE OFFICE OF THE COURTS**  
**Research and Statistics**  
 Annual Report FY 2023  
 Circuit Court - Felony Criminal Cases

**MONTGOMERY COUNTY**

Cases can have multiple charges which are heard either by a Court Trial, Jury Trial, No Trial or by a combination of trial types. Cases are categorized by how all the charges within the case were disposed. If all charges were disposed by the same trial type, it is counted in the separate category, otherwise, it is counted within the Mixed Trial category. If a charge had no trial type entered or it had No Trial, then it is counted in the No Trial category.

Cases by Trial Type  
 27A.460(7), (8), (9), (10)

	Jury Trial	Mixed Trial	No Trial	Grand Total
Felony Amended to Non-Felony		3 9.38%	29 90.62%	32 100.00%
Felony Charges	1 0.28%	19 5.29%	339 94.43%	359 100.00%
Felony Convictions		9 5.23%	163 94.77%	172 100.00%

- 27A.460(7) Percentage of disposition to guilty as charged by trial
- 27A.460(8) Percentage of those found guilty of lesser charge by trial
- 27A.460(9) Percentage of cases where jury trial taken
- 27A.460(10) Percentage of trials which are bench (court) trials

Shock Probation by Disposition Type  
 27A.440(3)(b)

	Denied	Granted	Grand Total
0026090 SHOCK PROBATION IN FELONY CONVICTIONS	29 85.29%	5 14.71%	34 100.00%

27A.440(3)(b) Extracted data on shock probation shall be placed in the annual report of the Administrative Office of the Courts

\* A case may consist of one or multiple convicted charges, the distinct count on cases counts the case only once.  
 \* Other Disposition types include: Denied, Extradition, Grand Jury, Granted, Merged, Mistrial, Grand Jury, Other, Remanded, and Sealed Records.



**ADMINISTRATIVE OFFICE OF THE COURTS**  
**Research and Statistics**  
 Annual Report FY 2023  
 Circuit Court - Felony Criminal Cases  
**MONTGOMERY COUNTY**

**Youthful Offenders**

There were 0 Felony level charges and 0 Non-Felony level charges disposed within 0 Circuit Criminal cases during the fiscal year. Non-Felony charges include Misdemeanor, Violation, Local Ordinance, or Other charges within those cases.

27A.460(11)

	Charges	Cases
Felony		
Felony Amended to Non-Felony		

27A.460(11) The number of juvenile offenders tried as an adult

Of the 0 Felony level charges disposed within the Youthful Offender cases, 0 (None%) charges were convicted.

Youthful Offender

	Grand Total
Felony Charges by Disposition Type	0

Note: A youth charged prior to their 18th birthday, proceeded against as a youthful offender under KRS 635.020(7) may not be included in the above.

KRS 635.020(7) If a person who is eighteen (18) or older is charged with a felony that occurred prior to their eighteenth birthday, the court shall, upon motion of the county attorney made prior to adjudication and consultation with the Commonwealth's Attorney, the case may proceed in accordance with the provisions of KRS 640.010.

\* A case may consist of one or multiple convicted charges, the distinct count on cases counts the case only once.

\* Other disposition types include: Denied, Extradition, Grand Jury, Granted, Merged, Mistrial, Grand Jury, Other, Remanded, and Sealed Records.

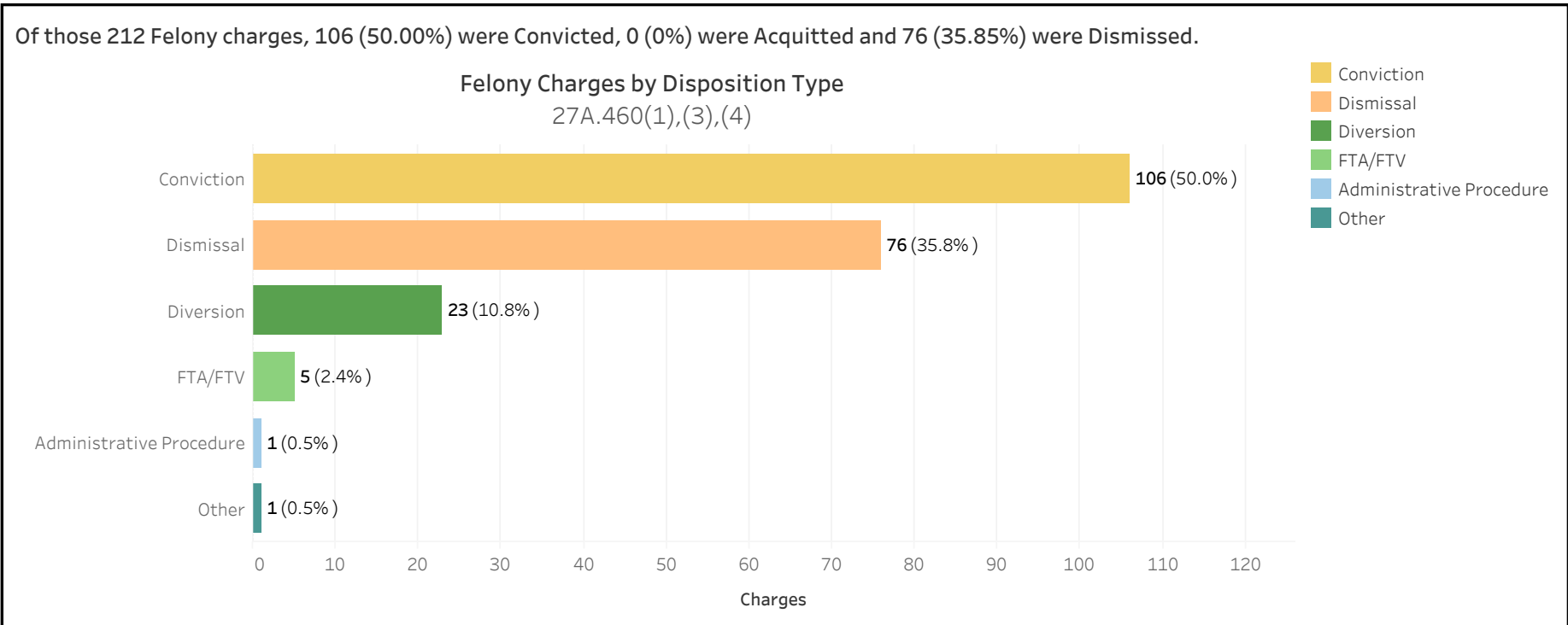


**ADMINISTRATIVE OFFICE OF THE COURTS**  
**Research and Statistics**  
 Annual Report FY 2023  
 Circuit Court - Felony Criminal Cases

**MORGAN COUNTY**

There were 212 Felony level charges and 19 Non-Felony level charges disposed within 130 Circuit Criminal cases during the Fiscal Year. Non-Felony charges include Misdemeanor, Violation, Local Ordinance or Other charges within those cases.

		Charges	Cases
MORGAN	Felony	212	112
	Felony amended to Non-Felony	19	



27A.460(1) Conviction Percentages  
 27A.460(3) Percentage of Acquittals  
 27A.460(4) Percentage of Dismissals

\* A case may consist of one or multiple convicted charges, the distinct count on cases counts the case only once.  
 \* Other Disposition types include: Denied, Extradition, Grand Jury, Granted, Merged, Mistrial, Grand Jury, Other, Remanded, and Sealed Records.



**ADMINISTRATIVE OFFICE OF THE COURTS**  
**Research and Statistics**  
 Annual Report FY 2023  
 Circuit Court - Felony Criminal Cases

**MORGAN COUNTY**

Felony Charges Convicted by Highest Penalty Type

Penalty Type	FELONY			MISDEMEANOR			VIOLATION			Grand Total		
	Charges	% of Chgs	Cases	Charges	% of Chgs	Cases	Charges	% of Chgs	Cases	Charges	% of Chgs	Cases
Incarcerated Prison	42	39.6%	31	1	1.1%	1				43	21.9%	32
Incarcerated Jail	29	27.4%	14	25	28.7%	17				54	27.6%	23
Alternative: Cond. Discharged	29	27.4%	25	55	63.2%	31				84	42.9%	47
Alternative Sentence	1	0.9%	1	1	1.1%	1				2	1.0%	2
Pay Fine				1	1.1%	1	3	100.0%	3	4	2.0%	4
Other Penalty	2	1.9%	2	1	1.1%	1				3	1.5%	2
No Sentence	3	2.8%	1	3	3.4%	2				6	3.1%	2
<b>Grand Total</b>	<b>106</b>	<b>100.0%</b>	<b>68</b>	<b>87</b>	<b>100.0%</b>	<b>52</b>	<b>3</b>	<b>100.0%</b>	<b>3</b>	<b>196</b>	<b>100.0%</b>	<b>93</b>

27A.460(2) Percentages of fines, imprisonment, or other penalty assessment

Original & Final Plea Type

		GUILTY	NOT GUILTY	UNKNOWN PLEA TYPE	Grand Total
Felony Charges	Original Plea	9 (4.2%)	177 (83.5%)	26 (12.3%)	212 (100.0%)
	Final Plea	131 (61.8%)	55 (25.9%)	26 (12.3%)	212 (100.0%)
Felony amended to Non-Felony	Original Plea		18 (94.7%)	1 (5.3%)	19 (100.0%)
	Final Plea		18 (94.7%)	1 (5.3%)	19 (100.0%)

27A.460(5) Percentage of pleas as charges

27A.460(6) Percentage of pleas to reduce charges

\* A case may consist of one or multiple convicted charges, the distinct count on cases counts the case only once.

\* Convicted charges, percent of charges and the distinct count of cases are sorted by the highest sentence penalty for each of the convicted charges (Guilty, Guilty - Multiple Counts, Prepayable Citation - Paid or Guilty - Sealed Sentence, Enhanced).





**ADMINISTRATIVE OFFICE OF THE COURTS**  
**Research and Statistics**  
 Annual Report FY 2023  
 Circuit Court - Felony Criminal Cases

**MORGAN COUNTY**

Cases can have multiple charges which are heard either by a Court Trial, Jury Trial, No Trial or by a combination of trial types. Cases are categorized by how all the charges within the case were disposed. If all charges were disposed by the same trial type, it is counted in the separate category, otherwise, it is counted within the Mixed Trial category. If a charge had no trial type entered or it had No Trial, then it is counted in the No Trial category.

Cases by Trial Type  
 27A.460(7), (8), (9), (10)

	Jury Trial	No Trial	Grand Total
Felony Amended to Non-Felony		18	18
		100.00%	100.00%
Felony Charges	1	111	112
	0.89%	99.11%	100.00%
Felony Convictions	1	67	68
	1.47%	98.53%	100.00%

- 27A.460(7) Percentage of disposition to guilty as charged by trial
- 27A.460(8) Percentage of those found guilty of lesser charge by trial
- 27A.460(9) Percentage of cases where jury trial taken
- 27A.460(10) Percentage of trials which are bench (court) trials

Shock Probation by Disposition Type  
 27A.440(3)(b)

	Denied	Granted	Grand Total
0026090 SHOCK PROBATION IN FELONY CONVICTIONS	2	1	3
	66.67%	33.33%	100.00%

27A.440(3)(b) Extracted data on shock probation shall be placed in the annual report of the Administrative Office of the Courts

\* A case may consist of one or multiple convicted charges, the distinct count on cases counts the case only once.

\* Other Disposition types include: Denied, Extradition, Grand Jury, Granted, Merged, Mistrial, Grand Jury, Other, Remanded, and Sealed Records.



**ADMINISTRATIVE OFFICE OF THE COURTS**  
**Research and Statistics**  
 Annual Report FY 2023  
 Circuit Court - Felony Criminal Cases  
**MORGAN COUNTY**

**Youthful Offenders**

There were 0 Felony level charges and 0 Non-Felony level charges disposed within 0 Circuit Criminal cases during the fiscal year. Non-Felony charges include Misdemeanor, Violation, Local Ordinance, or Other charges within those cases.

27A.460(11)

	Charges	Cases
Felony		
Felony Amended to Non-Felony		

27A.460(11) The number of juvenile offenders tried as an adult

Of the 0 Felony level charges disposed within the Youthful Offender cases, 0 (None%) charges were convicted.

Youthful Offender

	Grand Total
Felony Charges by Disposition Type	0

Note: A youth charged prior to their 18th birthday, proceeded against as a youthful offender under KRS 635.020(7) may not be included in the above.

KRS 635.020(7) If a person who is eighteen (18) or older is charged with a felony that occurred prior to their eighteenth birthday, the court shall, upon motion of the county attorney made prior to adjudication and consultation with the Commonwealth's Attorney, the case may proceed in accordance with the provisions of KRS 640.010.

\* A case may consist of one or multiple convicted charges, the distinct count on cases counts the case only once.

\* Other disposition types include: Denied, Extradition, Grand Jury, Granted, Merged, Mistrial, Grand Jury, Other, Remanded, and Sealed Records.

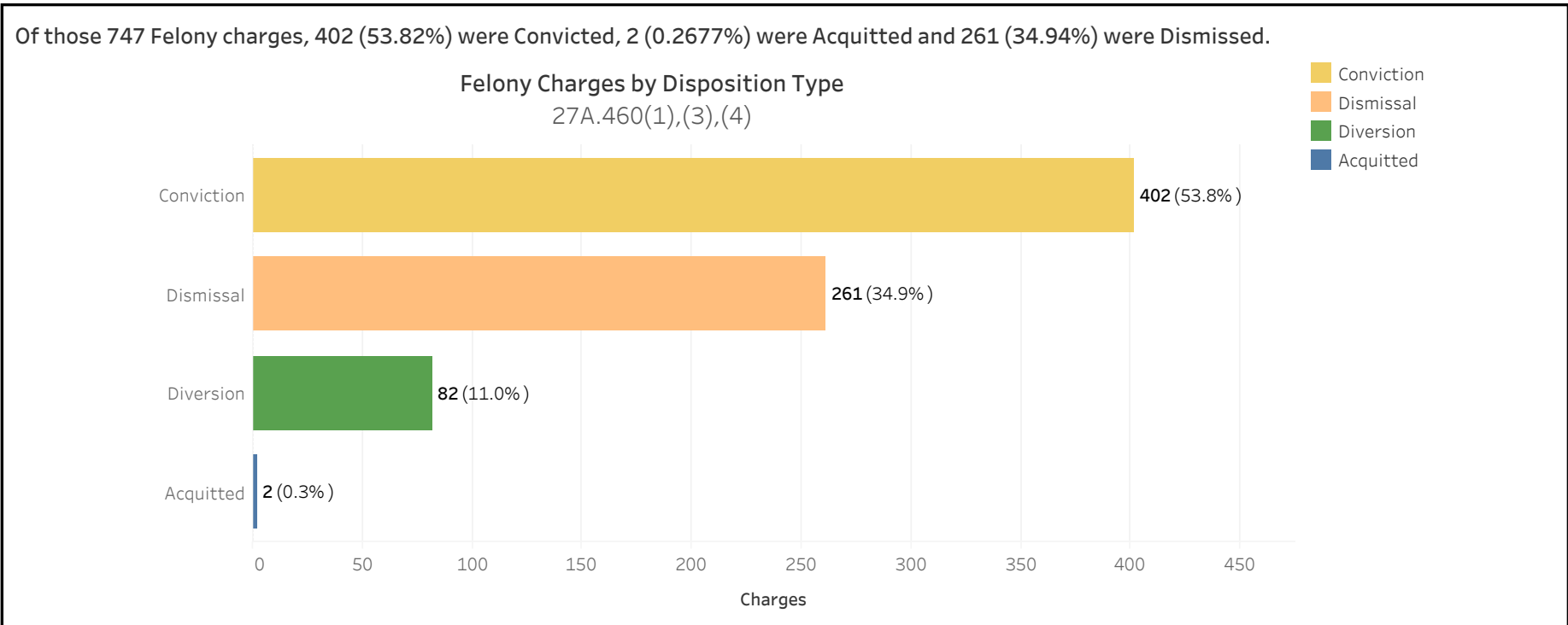


**ADMINISTRATIVE OFFICE OF THE COURTS**  
**Research and Statistics**  
 Annual Report FY 2023  
 Circuit Court - Felony Criminal Cases

**MUHLENBERG COUNTY**

There were 747 Felony level charges and 37 Non-Felony level charges disposed within 435 Circuit Criminal cases during the Fiscal Year. Non-Felony charges include Misdemeanor, Violation, Local Ordinance or Other charges within those cases.

		Charges	Cases
MUHLENBERG	Felony	747	435
	Felony amended to Non-Felony	37	



27A.460(1) Conviction Percentages  
 27A.460(3) Percentage of Acquittals  
 27A.460(4) Percentage of Dismissals

\* A case may consist of one or multiple convicted charges, the distinct count on cases counts the case only once.  
 \* Other Disposition types include: Denied, Extradition, Grand Jury, Granted, Merged, Mistrial, Grand Jury, Other, Remanded, and Sealed Records.



**ADMINISTRATIVE OFFICE OF THE COURTS**  
**Research and Statistics**  
 Annual Report FY 2023  
 Circuit Court - Felony Criminal Cases

**MUHLENBERG COUNTY**

Felony Charges Convicted by Highest Penalty Type

Penalty Type	FELONY			MISDEMEANOR			VIOLATION			Grand Total		
	Charges	% of Chgs	Cases	Charges	% of Chgs	Cases	Charges	% of Chgs	Cases	Charges	% of Chgs	Cases
Incarcerated Prison	187	47.5%	134	1	0.9%	1				188	37.2%	135
Incarcerated Jail	54	13.7%	47	48	43.6%	43	1	100.0%	1	103	20.4%	82
Alternative: Probation	138	35.0%	104	61	55.5%	39				199	39.4%	123
Pay Court Cost	1	0.3%	1							1	0.2%	1
Other Penalty	1	0.3%	1							1	0.2%	1
No Sentence	13	3.3%	13							13	2.6%	13
<b>Grand Total</b>	<b>394</b>	<b>100.0%</b>	<b>280</b>	<b>110</b>	<b>100.0%</b>	<b>83</b>	<b>1</b>	<b>100.0%</b>	<b>1</b>	<b>505</b>	<b>100.0%</b>	<b>313</b>

27A.460(2) Percentages of fines, imprisonment, or other penalty assessment

Original & Final Plea Type

		GUILTY	NOT GUILTY	UNKNOWN PLEA TYPE	Grand Total
Felony Charges	Original Plea	3 (0.4%)	318 (42.6%)	426 (57.0%)	747 (100.0%)
	Final Plea	318 (42.6%)	3 (0.4%)	426 (57.0%)	747 (100.0%)
Felony amended to Non-Felony	Original Plea		23 (62.2%)	14 (37.8%)	37 (100.0%)
	Final Plea	1 (2.7%)	22 (59.5%)	14 (37.8%)	37 (100.0%)

27A.460(5) Percentage of pleas as charges

27A.460(6) Percentage of pleas to reduce charges

\* A case may consist of one or multiple convicted charges, the distinct count on cases counts the case only once.

\* Convicted charges, percent of charges and the distinct count of cases are sorted by the highest sentence penalty for each of the convicted charges (Guilty, Guilty - Multiple Counts, Prepayable Citation - Paid or Guilty - Sealed Sentence, Enhanced).



**ADMINISTRATIVE OFFICE OF THE COURTS**  
**Research and Statistics**  
 Annual Report FY 2023  
 Circuit Court - Felony Criminal Cases

**MUHLENBERG COUNTY**

Cases can have multiple charges which are heard either by a Court Trial, Jury Trial, No Trial or by a combination of trial types. Cases are categorized by how all the charges within the case were disposed. If all charges were disposed by the same trial type, it is counted in the separate category, otherwise, it is counted within the Mixed Trial category. If a charge had no trial type entered or it had No Trial, then it is counted in the No Trial category.

Cases by Trial Type  
 27A.460(7), (8), (9), (10)

	Jury Trial	Mixed Trial	No Trial	Grand Total
Felony Amended to Non-Felony		3 18.75%	13 81.25%	16 100.00%
Felony Charges	1 0.23%	17 3.91%	417 95.86%	435 100.00%
Felony Convictions		16 5.71%	264 94.29%	280 100.00%

- 27A.460(7) Percentage of disposition to guilty as charged by trial
- 27A.460(8) Percentage of those found guilty of lesser charge by trial
- 27A.460(9) Percentage of cases where jury trial taken
- 27A.460(10) Percentage of trials which are bench (court) trials

Shock Probation by Disposition Type  
 27A.440(3)(b)

	Denied	Granted	Vacated	Grand Total
0026090 SHOCK PROBATION IN FELONY CONVICTIONS	160 81.63%	26 13.27%	10 5.10%	196 100.00%

27A.440(3)(b) Extracted data on shock probation shall be placed in the annual report of the Administrative Office of the Courts

\* A case may consist of one or multiple convicted charges, the distinct count on cases counts the case only once.  
 \* Other Disposition types include: Denied, Extradition, Grand Jury, Granted, Merged, Mistrial, Grand Jury, Other, Remanded, and Sealed Records.



**ADMINISTRATIVE OFFICE OF THE COURTS**  
**Research and Statistics**  
 Annual Report FY 2023  
 Circuit Court - Felony Criminal Cases  
**MUHLENBERG COUNTY**

**Youthful Offenders**

There were 0 Felony level charges and 0 Non-Felony level charges disposed within 0 Circuit Criminal cases during the fiscal year. Non-Felony charges include Misdemeanor, Violation, Local Ordinance, or Other charges within those cases.

27A.460(11)

	Charges	Cases
Felony		
Felony Amended to Non-Felony		

27A.460(11) The number of juvenile offenders tried as an adult

Of the 0 Felony level charges disposed within the Youthful Offender cases, 0 (None%) charges were convicted.

Youthful Offender

	Grand Total
Felony Charges by Disposition Type	0

Note: A youth charged prior to their 18th birthday, proceeded against as a youthful offender under KRS 635.020(7) may not be included in the above.

KRS 635.020(7) If a person who is eighteen (18) or older is charged with a felony that occurred prior to their eighteenth birthday, the court shall, upon motion of the county attorney made prior to adjudication and consultation with the Commonwealth's Attorney, the case may proceed in accordance with the provisions of KRS 640.010.

\* A case may consist of one or multiple convicted charges, the distinct count on cases counts the case only once.

\* Other disposition types include: Denied, Extradition, Grand Jury, Granted, Merged, Mistrial, Grand Jury, Other, Remanded, and Sealed Records.

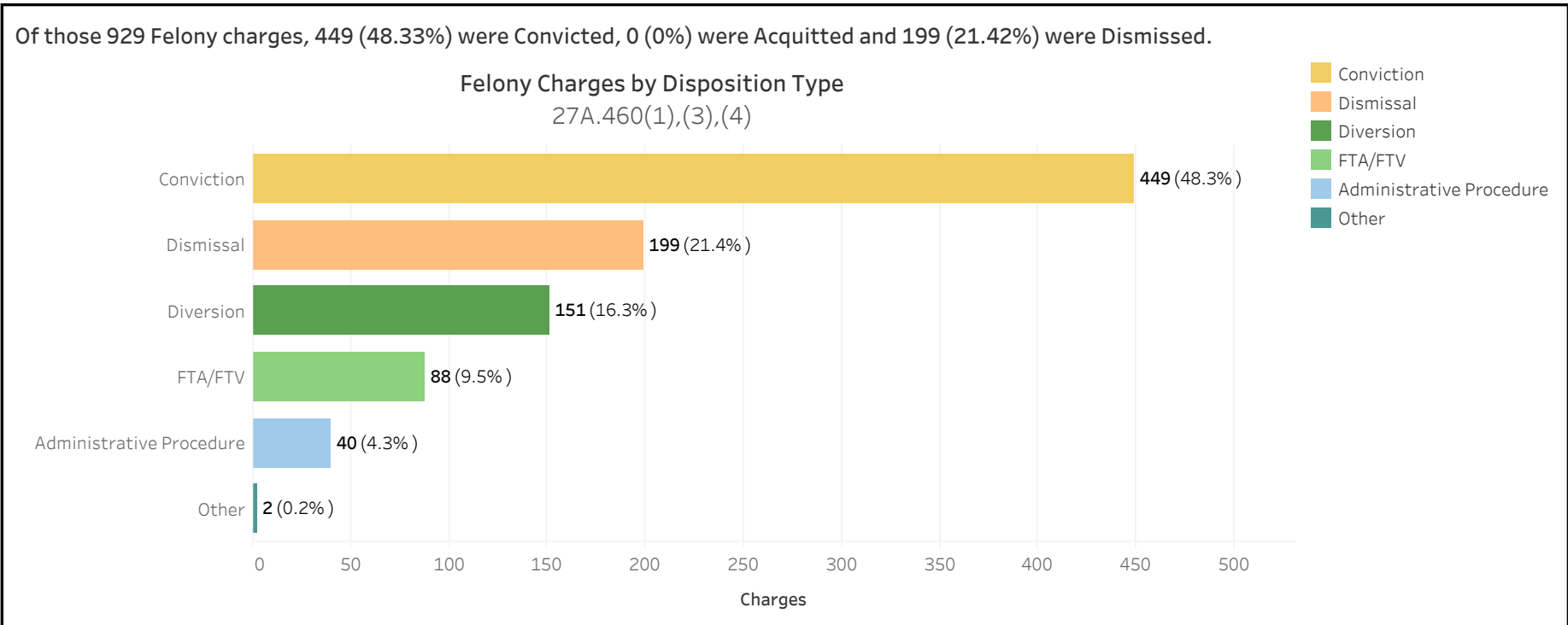


**ADMINISTRATIVE OFFICE OF THE COURTS**  
**Research and Statistics**  
 Annual Report FY 2023  
 Circuit Court - Felony Criminal Cases

**NELSON COUNTY**

There were 929 Felony level charges and 39 Non-Felony level charges disposed within 490 Circuit Criminal cases during the Fiscal Year. Non-Felony charges include Misdemeanor, Violation, Local Ordinance or Other charges within those cases.

		Charges	Cases
NELSON	Felony	929	456
	Felony amended to Non-Felony	39	



27A.460(1) Conviction Percentages  
 27A.460(3) Percentage of Acquittals  
 27A.460(4) Percentage of Dismissals

\* A case may consist of one or multiple convicted charges, the distinct count on cases counts the case only once.  
 \* Other Disposition types include: Denied, Extradition, Grand Jury, Granted, Merged, Mistrial, Grand Jury, Other, Remanded, and Sealed Records.



**ADMINISTRATIVE OFFICE OF THE COURTS**  
**Research and Statistics**  
 Annual Report FY 2023  
 Circuit Court - Felony Criminal Cases

**NELSON COUNTY**

Felony Charges Convicted by Highest Penalty Type

Penalty Type	FELONY			MISDEMEANOR			VIOLATION			Grand Total		
	Charges	% of Chgs	Cases	Charges	% of Chgs	Cases	Charges	% of Chgs	Cases	Charges	% of Chgs	Cases
Incarcerated Prison	141	31.5%	76	5	1.4%	4				146	17.8%	78
Incarcerated Jail	36	8.0%	23	117	33.9%	85				153	18.6%	95
Alternative: Probation	256	57.1%	150	90	26.1%	59	1	3.6%	1	347	42.3%	162
Alternative: Cond. Discharged	13	2.9%	7	43	12.5%	28				56	6.8%	34
Alternative Sentence				82	23.8%	74	5	17.9%	5	87	10.6%	77
Pay Fine				2	0.6%	2	22	78.6%	11	24	2.9%	13
Other Penalty				5	1.4%	5				5	0.6%	5
No Sentence	2	0.4%	2	1	0.3%	1				3	0.4%	3
<b>Grand Total</b>	<b>448</b>	<b>100.0%</b>	<b>249</b>	<b>345</b>	<b>100.0%</b>	<b>229</b>	<b>28</b>	<b>100.0%</b>	<b>17</b>	<b>821</b>	<b>100.0%</b>	<b>377</b>

27A.460(2) Percentages of fines, imprisonment, or other penalty assessment

Original & Final Plea Type

		GUILTY	NOT GUILTY	UNKNOWN PLEA TYPE	Grand Total
Felony Charges	Original Plea	13 (1.4%)	432 (46.5%)	484 (52.1%)	929 (100.0%)
	Final Plea	444 (47.8%)	1 (0.1%)	484 (52.1%)	929 (100.0%)
Felony amended to Non-Felony	Original Plea		3 (7.7%)	36 (92.3%)	39 (100.0%)
	Final Plea	3 (7.7%)		36 (92.3%)	39 (100.0%)

27A.460(5) Percentage of pleas as charges

27A.460(6) Percentage of pleas to reduce charges

\* A case may consist of one or multiple convicted charges, the distinct count on cases counts the case only once.

\* Convicted charges, percent of charges and the distinct count of cases are sorted by the highest sentence penalty for each of the convicted charges (Guilty, Guilty - Multiple Counts, Prepayable Citation - Paid or Guilty - Sealed Sentence, Enhanced).





**ADMINISTRATIVE OFFICE OF THE COURTS**  
**Research and Statistics**  
 Annual Report FY 2023  
 Circuit Court - Felony Criminal Cases

**NELSON COUNTY**

Cases can have multiple charges which are heard either by a Court Trial, Jury Trial, No Trial or by a combination of trial types. Cases are categorized by how all the charges within the case were disposed. If all charges were disposed by the same trial type, it is counted in the separate category, otherwise, it is counted within the Mixed Trial category. If a charge had no trial type entered or it had No Trial, then it is counted in the No Trial category.

Cases by Trial Type  
 27A.460(7), (8), (9), (10)

	Mixed Trial	No Trial	Grand Total
Felony Amended to Non-Felony		34	34
		100.00%	100.00%
Felony Charges	18	438	456
	3.95%	96.05%	100.00%
Felony Convictions	13	236	249
	5.22%	94.78%	100.00%

- 27A.460(7) Percentage of disposition to guilty as charged by trial
- 27A.460(8) Percentage of those found guilty of lesser charge by trial
- 27A.460(9) Percentage of cases where jury trial taken
- 27A.460(10) Percentage of trials which are bench (court) trials

Shock Probation by Disposition Type  
 27A.440(3)(b)

	Denied	Granted	Other	Grand Total
0026090 SHOCK PROBATION IN FELONY CONVICTIONS	57	23	6	86
	66.28%	26.74%	6.98%	100.00%

27A.440(3)(b) Extracted data on shock probation shall be placed in the annual report of the Administrative Office of the Courts

\* A case may consist of one or multiple convicted charges, the distinct count on cases counts the case only once.

\* Other Disposition types include: Denied, Extradition, Grand Jury, Granted, Merged, Mistrial, Grand Jury, Other, Remanded, and Sealed Records.



**ADMINISTRATIVE OFFICE OF THE COURTS**  
**Research and Statistics**  
 Annual Report FY 2023  
 Circuit Court - Felony Criminal Cases  
**NELSON COUNTY**

### Youthful Offenders

There were 0 Felony level charges and 0 Non-Felony level charges disposed within 0 Circuit Criminal cases during the fiscal year. Non-Felony charges include Misdemeanor, Violation, Local Ordinance, or Other charges within those cases.

27A.460(11)

	Charges	Cases
Felony		
Felony Amended to Non-Felony		

27A.460(11) The number of juvenile offenders tried as an adult

Of the 0 Felony level charges disposed within the Youthful Offender cases, 0 (None%) charges were convicted.

Youthful Offender

		Grand Total
Felony Charges by Disposition Type	0	0

Note: A youth charged prior to their 18th birthday, proceeded against as a youthful offender under KRS 635.020(7) may not be included in the above.

KRS 635.020(7) If a person who is eighteen (18) or older is charged with a felony that occurred prior to their eighteenth birthday, the court shall, upon motion of the county attorney made prior to adjudication and consultation with the Commonwealth's Attorney, the case may proceed in accordance with the provisions of KRS 640.010.

\* A case may consist of one or multiple convicted charges, the distinct count on cases counts the case only once.

\* Other disposition types include: Denied, Extradition, Grand Jury, Granted, Merged, Mistrial, Grand Jury, Other, Remanded, and Sealed Records.

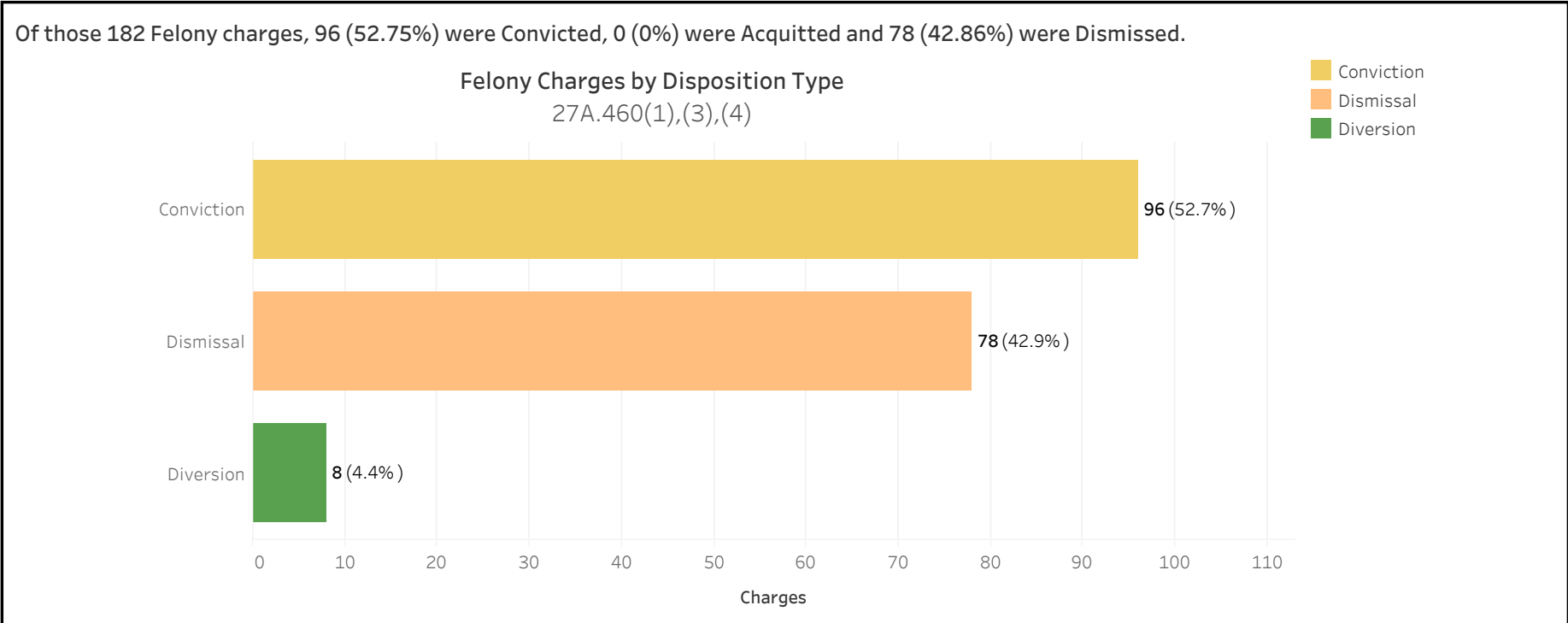


**ADMINISTRATIVE OFFICE OF THE COURTS**  
**Research and Statistics**  
 Annual Report FY 2023  
 Circuit Court - Felony Criminal Cases

**NICHOLAS COUNTY**

There were 182 Felony level charges and 25 Non-Felony level charges disposed within 93 Circuit Criminal cases during the Fiscal Year. Non-Felony charges include Misdemeanor, Violation, Local Ordinance or Other charges within those cases.

		Charges	Cases
NICHOLAS	Felony	182	87
	Felony amended to Non-Felony	25	



27A.460(1) Conviction Percentages  
 27A.460(3) Percentage of Acquittals  
 27A.460(4) Percentage of Dismissals

\* A case may consist of one or multiple convicted charges, the distinct count on cases counts the case only once.  
 \* Other Disposition types include: Denied, Extradition, Grand Jury, Granted, Merged, Mistrial, Grand Jury, Other, Remanded, and Sealed Records.



**ADMINISTRATIVE OFFICE OF THE COURTS**  
**Research and Statistics**  
 Annual Report FY 2023  
 Circuit Court - Felony Criminal Cases

**NICHOLAS COUNTY**

Felony Charges Convicted by Highest Penalty Type

Penalty Type	FELONY			MISDEMEANOR			VIOLATION			Grand Total		
	Charges	% of Chgs	Cases	Charges	% of Chgs	Cases	Charges	% of Chgs	Cases	Charges	% of Chgs	Cases
Incarcerated Prison	54	58.1%	24							54	23.3%	24
Incarcerated Jail	5	5.4%	4	36	31.3%	17				41	17.7%	19
Alternative: Probation				1	0.9%	1				1	0.4%	1
Alternative: Cond. Discharged				1	0.9%	1				1	0.4%	1
Alternative Sentence	26	28.0%	26	6	5.2%	6				32	13.8%	31
Pay Fine				2	1.7%	2	24	100.0%	16	26	11.2%	16
Other Penalty	7	7.5%	6	69	60.0%	25				76	32.8%	28
No Sentence	1	1.1%	1							1	0.4%	1
<b>Grand Total</b>	<b>93</b>	<b>100.0%</b>	<b>54</b>	<b>115</b>	<b>100.0%</b>	<b>39</b>	<b>24</b>	<b>100.0%</b>	<b>16</b>	<b>232</b>	<b>100.0%</b>	<b>61</b>

27A.460(2) Percentages of fines, imprisonment, or other penalty assessment

Original & Final Plea Type

		GUILTY	NOT GUILTY	UNKNOWN PLEA TYPE	Grand Total
Felony Charges	Original Plea	20 (11.0%)	76 (41.8%)	86 (47.3%)	182 (100.0%)
	Final Plea	96 (52.7%)		86 (47.3%)	182 (100.0%)
Felony amended to Non-Felony	Original Plea			25 (100.0%)	25 (100.0%)
	Final Plea			25 (100.0%)	25 (100.0%)

27A.460(5) Percentage of pleas as charges

27A.460(6) Percentage of pleas to reduce charges

\* A case may consist of one or multiple convicted charges, the distinct count on cases counts the case only once.

\* Convicted charges, percent of charges and the distinct count of cases are sorted by the highest sentence penalty for each of the convicted charges (Guilty, Guilty - Multiple Counts, Prepayable Citation - Paid or Guilty - Sealed Sentence, Enhanced).



**ADMINISTRATIVE OFFICE OF THE COURTS**  
**Research and Statistics**  
 Annual Report FY 2023  
 Circuit Court - Felony Criminal Cases

**NICHOLAS COUNTY**

Cases can have multiple charges which are heard either by a Court Trial, Jury Trial, No Trial or by a combination of trial types. Cases are categorized by how all the charges within the case were disposed. If all charges were disposed by the same trial type, it is counted in the separate category, otherwise, it is counted within the Mixed Trial category. If a charge had no trial type entered or it had No Trial, then it is counted in the No Trial category.

Cases by Trial Type  
 27A.460(7), (8), (9), (10)

	Mixed Trial	No Trial	Grand Total
Felony Amended to Non-Felony	1 16.67%	5 83.33%	6 100.00%
Felony Charges	15 17.24%	72 82.76%	87 100.00%
Felony Convictions	11 20.37%	43 79.63%	54 100.00%

- 27A.460(7) Percentage of disposition to guilty as charged by trial
- 27A.460(8) Percentage of those found guilty of lesser charge by trial
- 27A.460(9) Percentage of cases where jury trial taken
- 27A.460(10) Percentage of trials which are bench (court) trials

Shock Probation by Disposition Type  
 27A.440(3)(b)

	Denied	Granted	Grand Total
0026090 SHOCK PROBATION IN FELONY CONVICTIONS	22 81.48%	5 18.52%	27 100.00%

27A.440(3)(b) Extracted data on shock probation shall be placed in the annual report of the Administrative Office of the Courts

\* A case may consist of one or multiple convicted charges, the distinct count on cases counts the case only once.  
 \* Other Disposition types include: Denied, Extradition, Grand Jury, Granted, Merged, Mistrial, Grand Jury, Other, Remanded, and Sealed Records.



**ADMINISTRATIVE OFFICE OF THE COURTS**  
**Research and Statistics**  
 Annual Report FY 2023  
 Circuit Court - Felony Criminal Cases  
**NICHOLAS COUNTY**

### Youthful Offenders

There were 0 Felony level charges and 0 Non-Felony level charges disposed within 0 Circuit Criminal cases during the fiscal year. Non-Felony charges include Misdemeanor, Violation, Local Ordinance, or Other charges within those cases.

27A.460(11)

	Charges	Cases
Felony		
Felony Amended to Non-Felony		

27A.460(11) The number of juvenile offenders tried as an adult

Of the 0 Felony level charges disposed within the Youthful Offender cases, 0 (None%) charges were convicted.

Youthful Offender

		Grand Total
Felony Charges by Disposition Type	0	0

Note: A youth charged prior to their 18th birthday, proceeded against as a youthful offender under KRS 635.020(7) may not be included in the above.

KRS 635.020(7) If a person who is eighteen (18) or older is charged with a felony that occurred prior to their eighteenth birthday, the court shall, upon motion of the county attorney made prior to adjudication and consultation with the Commonwealth's Attorney, the case may proceed in accordance with the provisions of KRS 640.010.

\* A case may consist of one or multiple convicted charges, the distinct count on cases counts the case only once.

\* Other disposition types include: Denied, Extradition, Grand Jury, Granted, Merged, Mistrial, Grand Jury, Other, Remanded, and Sealed Records.

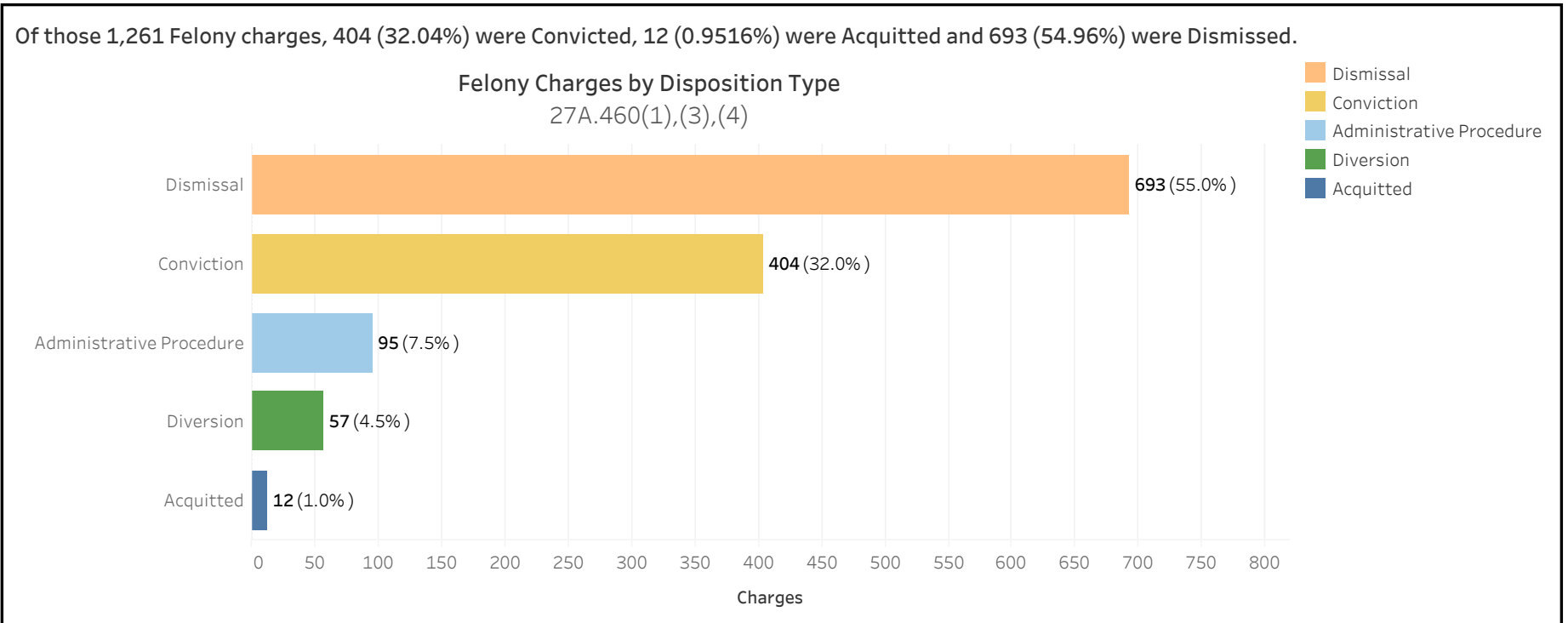


**ADMINISTRATIVE OFFICE OF THE COURTS**  
**Research and Statistics**  
 Annual Report FY 2023  
 Circuit Court - Felony Criminal Cases

**OHIO COUNTY**

There were 1,261 Felony level charges and 22 Non-Felony level charges disposed within 488 Circuit Criminal cases during the Fiscal Year. Non-Felony charges include Misdemeanor, Violation, Local Ordinance or Other charges within those cases.

		Charges	Cases
OHIO	Felony	1,261	467
	Felony amended to Non-Felony	22	



27A.460(1) Conviction Percentages  
 27A.460(3) Percentage of Acquittals  
 27A.460(4) Percentage of Dismissals

\* A case may consist of one or multiple convicted charges, the distinct count on cases counts the case only once.  
 \* Other Disposition types include: Denied, Extradition, Grand Jury, Granted, Merged, Mistrial, Grand Jury, Other, Remanded, and Sealed Records.



**ADMINISTRATIVE OFFICE OF THE COURTS**  
**Research and Statistics**  
 Annual Report FY 2023  
 Circuit Court - Felony Criminal Cases

**OHIO COUNTY**

Felony Charges Convicted by Highest Penalty Type

Penalty Type	FELONY			MISDEMEANOR			VIOLATION			Grand Total		
	Charges	% of Chgs	Cases	Charges	% of Chgs	Cases	Charges	% of Chgs	Cases	Charges	% of Chgs	Cases
Incarcerated Prison	203	50.2%	123							203	39.4%	123
Incarcerated Jail	54	13.4%	51	42	39.6%	32				96	18.6%	67
Alternative: Probation	93	23.0%	82	59	55.7%	49				152	29.5%	115
Alternative: Cond. Discharged	3	0.7%	3							3	0.6%	3
Pay Fine							5	100.0%	1	5	1.0%	1
Pay Court Cost	1	0.2%	1							1	0.2%	1
No Sentence	50	12.4%	45	5	4.7%	5				55	10.7%	46
<b>Grand Total</b>	<b>404</b>	<b>100.0%</b>	<b>293</b>	<b>106</b>	<b>100.0%</b>	<b>86</b>	<b>5</b>	<b>100.0%</b>	<b>1</b>	<b>515</b>	<b>100.0%</b>	<b>334</b>

27A.460(2) Percentages of fines, imprisonment, or other penalty assessment

Original & Final Plea Type

		GUILTY	NOT GUILTY	UNKNOWN PLEA TYPE	Grand Total
Felony Charges	Original Plea		398 (31.6%)	863 (68.4%)	1,261 (100.0%)
	Final Plea	398 (31.6%)		863 (68.4%)	1,261 (100.0%)
Felony amended to Non-Felony	Original Plea			22 (100.0%)	22 (100.0%)
	Final Plea			22 (100.0%)	22 (100.0%)

27A.460(5) Percentage of pleas as charges

27A.460(6) Percentage of pleas to reduce charges

\* A case may consist of one or multiple convicted charges, the distinct count on cases counts the case only once.

\* Convicted charges, percent of charges and the distinct count of cases are sorted by the highest sentence penalty for each of the convicted charges (Guilty, Guilty - Multiple Counts, Prepayable Citation - Paid or Guilty - Sealed Sentence, Enhanced).





**ADMINISTRATIVE OFFICE OF THE COURTS**  
**Research and Statistics**  
 Annual Report FY 2023  
 Circuit Court - Felony Criminal Cases

**OHIO COUNTY**

Cases can have multiple charges which are heard either by a Court Trial, Jury Trial, No Trial or by a combination of trial types. Cases are categorized by how all the charges within the case were disposed. If all charges were disposed by the same trial type, it is counted in the separate category, otherwise, it is counted within the Mixed Trial category. If a charge had no trial type entered or it had No Trial, then it is counted in the No Trial category.

Cases by Trial Type  
 27A.460(7), (8), (9), (10)

	Mixed Trial	No Trial	Grand Total
Felony Amended to Non-Felony		21	21
		100.00%	100.00%
Felony Charges	7	460	467
	1.50%	98.50%	100.00%
Felony Convictions	6	287	293
	2.05%	97.95%	100.00%

27A.460(7) Percentage of disposition to guilty as charged by trial  
 27A.460(8) Percentage of those found guilty of lesser charge by trial  
 27A.460(9) Percentage of cases where jury trial taken  
 27A.460(10) Percentage of trials which are bench (court) trials

Shock Probation by Disposition Type  
 27A.440(3)(b)

	Granted	Grand Total
0026090 SHOCK PROBATION IN FELONY CONVICTIONS	149	149
	100.00%	100.00%

27A.440(3)(b) Extracted data on shock probation shall be placed in the annual report of the Administrative Office of the Courts

\* A case may consist of one or multiple convicted charges, the distinct count on cases counts the case only once.

\* Other Disposition types include: Denied, Extradition, Grand Jury, Granted, Merged, Mistrial, Grand Jury, Other, Remanded, and Sealed Records.



**ADMINISTRATIVE OFFICE OF THE COURTS**  
**Research and Statistics**  
 Annual Report FY 2023  
 Circuit Court - Felony Criminal Cases  
**OHIO COUNTY**

### Youthful Offenders

There were 0 Felony level charges and 0 Non-Felony level charges disposed within 0 Circuit Criminal cases during the fiscal year. Non-Felony charges include Misdemeanor, Violation, Local Ordinance, or Other charges within those cases.

27A.460(11)

	Charges	Cases
Felony		
Felony Amended to Non-Felony		

27A.460(11) The number of juvenile offenders tried as an adult

Of the 0 Felony level charges disposed within the Youthful Offender cases, 0 (None%) charges were convicted.

Youthful Offender

		Grand Total
Felony Charges by Disposition Type	0	0

Note: A youth charged prior to their 18th birthday, proceeded against as a youthful offender under KRS 635.020(7) may not be included in the above.

KRS 635.020(7) If a person who is eighteen (18) or older is charged with a felony that occurred prior to their eighteenth birthday, the court shall, upon motion of the county attorney made prior to adjudication and consultation with the Commonwealth's Attorney, the case may proceed in accordance with the provisions of KRS 640.010.

\* A case may consist of one or multiple convicted charges, the distinct count on cases counts the case only once.

\* Other disposition types include: Denied, Extradition, Grand Jury, Granted, Merged, Mistrial, Grand Jury, Other, Remanded, and Sealed Records.

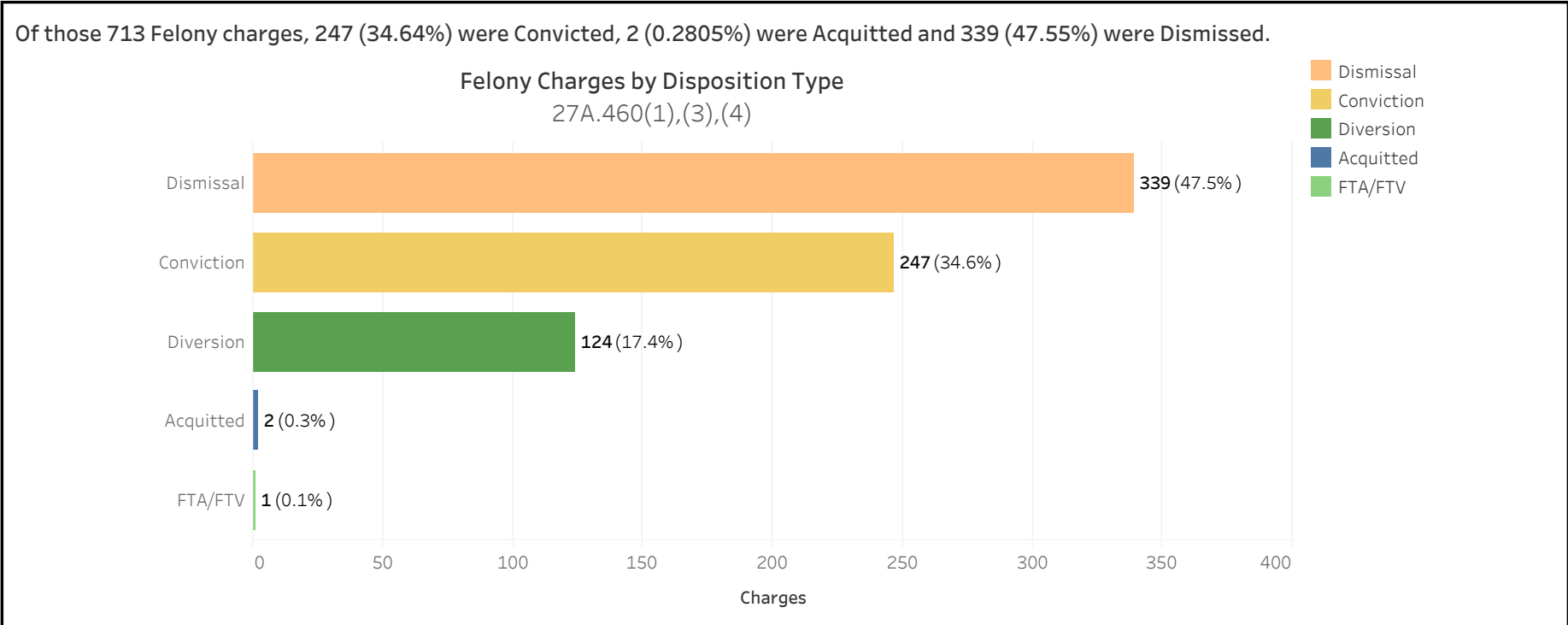


**ADMINISTRATIVE OFFICE OF THE COURTS**  
**Research and Statistics**  
 Annual Report FY 2023  
 Circuit Court - Felony Criminal Cases

**OLDHAM COUNTY**

There were 713 Felony level charges and 29 Non-Felony level charges disposed within 395 Circuit Criminal cases during the Fiscal Year. Non-Felony charges include Misdemeanor, Violation, Local Ordinance or Other charges within those cases.

		Charges	Cases
OLDHAM	Felony	713	367
	Felony amended to Non-Felony	29	



27A.460(1) Conviction Percentages  
 27A.460(3) Percentage of Acquittals  
 27A.460(4) Percentage of Dismissals

\* A case may consist of one or multiple convicted charges, the distinct count on cases counts the case only once.  
 \* Other Disposition types include: Denied, Extradition, Grand Jury, Granted, Merged, Mistrial, Grand Jury, Other, Remanded, and Sealed Records.



**ADMINISTRATIVE OFFICE OF THE COURTS**  
**Research and Statistics**  
 Annual Report FY 2023  
 Circuit Court - Felony Criminal Cases

**OLDHAM COUNTY**

Felony Charges Convicted by Highest Penalty Type

Penalty Type	FELONY			MISDEMEANOR			Grand Total		
	Charges	% of Chgs	Cases	Charges	% of Chgs	Cases	Charges	% of Chgs	Cases
Incarcerated Prison	59	24.5%	38				59	18.0%	38
Incarcerated Jail	11	4.6%	10	18	20.7%	18	29	8.8%	28
Alternative: Probation	2	0.8%	2				2	0.6%	2
Alternative: Cond. Discharged	1	0.4%	1	24	27.6%	17	25	7.6%	18
Alternative Sentence	98	40.7%	98	12	13.8%	12	110	33.5%	107
Pay Fine				15	17.2%	14	15	4.6%	14
Pay Court Cost	1	0.4%	1				1	0.3%	1
Other Penalty	42	17.4%	31	7	8.0%	7	49	14.9%	35
No Sentence	27	11.2%	21	11	12.6%	6	38	11.6%	26
<b>Grand Total</b>	<b>241</b>	<b>100.0%</b>	<b>173</b>	<b>87</b>	<b>100.0%</b>	<b>66</b>	<b>328</b>	<b>100.0%</b>	<b>219</b>

27A.460(2) Percentages of fines, imprisonment, or other penalty assessment

Original & Final Plea Type

		GUILTY	NOT GUILTY	UNKNOWN PLEA TYPE	Grand Total
Felony Charges	Original Plea	199 (27.9%)	491 (68.9%)	23 (3.2%)	713 (100.0%)
	Final Plea	645 (90.5%)	45 (6.3%)	23 (3.2%)	713 (100.0%)
Felony amended to Non-Felony	Original Plea		1 (3.4%)	28 (96.6%)	29 (100.0%)
	Final Plea		1 (3.4%)	28 (96.6%)	29 (100.0%)

27A.460(5) Percentage of pleas as charges

27A.460(6) Percentage of pleas to reduce charges

\* A case may consist of one or multiple convicted charges, the distinct count on cases counts the case only once.

\* Convicted charges, percent of charges and the distinct count of cases are sorted by the highest sentence penalty for each of the convicted charges (Guilty, Guilty - Multiple Counts, Prepayable Citation - Paid or Guilty - Sealed Sentence, Enhanced).



**ADMINISTRATIVE OFFICE OF THE COURTS**  
**Research and Statistics**  
 Annual Report FY 2023  
 Circuit Court - Felony Criminal Cases

**OLDHAM COUNTY**

Cases can have multiple charges which are heard either by a Court Trial, Jury Trial, No Trial or by a combination of trial types. Cases are categorized by how all the charges within the case were disposed. If all charges were disposed by the same trial type, it is counted in the separate category, otherwise, it is counted within the Mixed Trial category. If a charge had no trial type entered or it had No Trial, then it is counted in the No Trial category.

Cases by Trial Type  
 27A.460(7), (8), (9), (10)

	Jury Trial	Mixed Trial	No Trial	Grand Total
Felony Amended to Non-Felony		1 3.57%	27 96.43%	28 100.00%
Felony Charges	4 1.09%	23 6.27%	340 92.64%	367 100.00%
Felony Convictions		22 12.72%	151 87.28%	173 100.00%

27A.460(7) Percentage of disposition to guilty as charged by trial  
 27A.460(8) Percentage of those found guilty of lesser charge by trial  
 27A.460(9) Percentage of cases where jury trial taken  
 27A.460(10) Percentage of trials which are bench (court) trials

Shock Probation by Disposition Type  
 27A.440(3)(b)

	Denied	Granted	Grand Total
0026090 SHOCK PROBATION IN FELONY CONVICTIONS	10 83.33%	2 16.67%	12 100.00%

27A.440(3)(b) Extracted data on shock probation shall be placed in the annual report of the Administrative Office of the Courts

\* A case may consist of one or multiple convicted charges, the distinct count on cases counts the case only once.

\* Other Disposition types include: Denied, Extradition, Grand Jury, Granted, Merged, Mistrial, Grand Jury, Other, Remanded, and Sealed Records.



**ADMINISTRATIVE OFFICE OF THE COURTS**  
**Research and Statistics**  
 Annual Report FY 2023  
 Circuit Court - Felony Criminal Cases  
**OLDHAM COUNTY**

### Youthful Offenders

There were 0 Felony level charges and 0 Non-Felony level charges disposed within 0 Circuit Criminal cases during the fiscal year. Non-Felony charges include Misdemeanor, Violation, Local Ordinance, or Other charges within those cases.

27A.460(11)

	Charges	Cases
Felony		
Felony Amended to Non-Felony		

27A.460(11) The number of juvenile offenders tried as an adult

Of the 0 Felony level charges disposed within the Youthful Offender cases, 0 (None%) charges were convicted.

Youthful Offender

		Grand Total
Felony Charges by Disposition Type	0	0

Note: A youth charged prior to their 18th birthday, proceeded against as a youthful offender under KRS 635.020(7) may not be included in the above.

KRS 635.020(7) If a person who is eighteen (18) or older is charged with a felony that occurred prior to their eighteenth birthday, the court shall, upon motion of the county attorney made prior to adjudication and consultation with the Commonwealth's Attorney, the case may proceed in accordance with the provisions of KRS 640.010.

\* A case may consist of one or multiple convicted charges, the distinct count on cases counts the case only once.

\* Other disposition types include: Denied, Extradition, Grand Jury, Granted, Merged, Mistrial, Grand Jury, Other, Remanded, and Sealed Records.

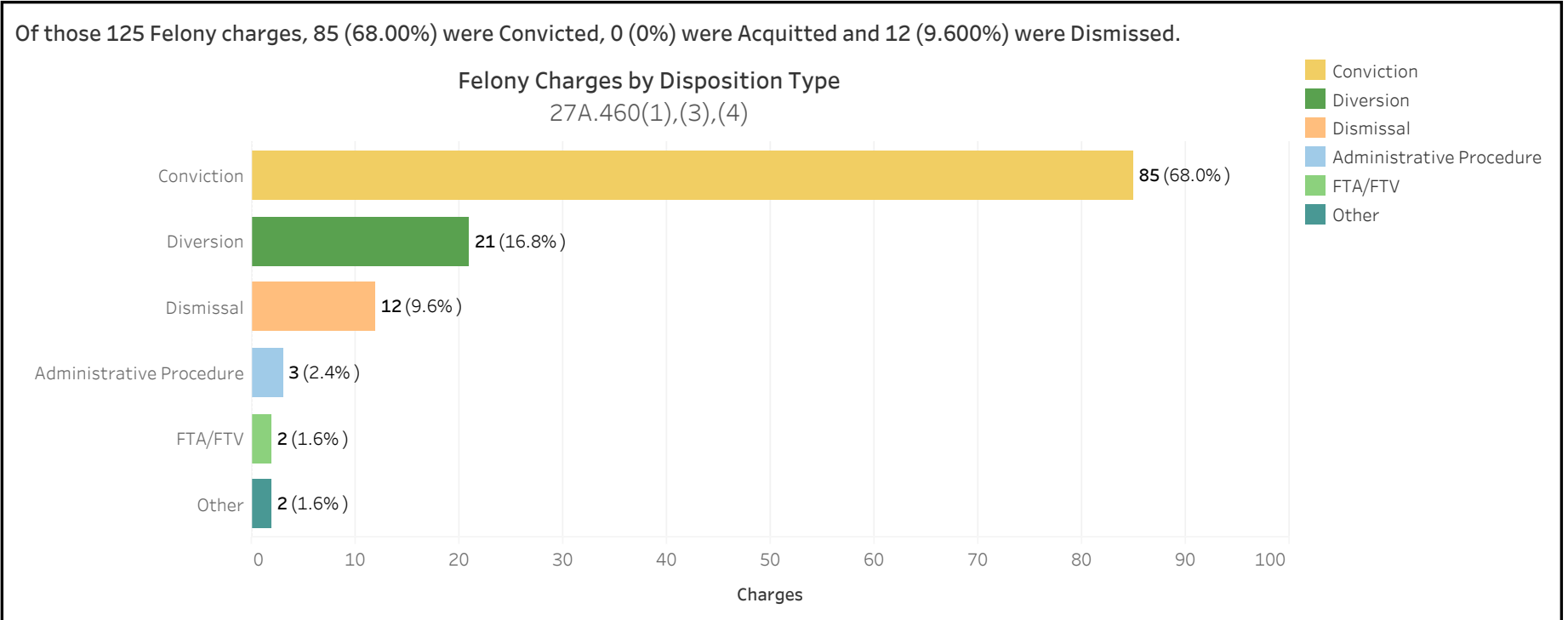


**ADMINISTRATIVE OFFICE OF THE COURTS**  
**Research and Statistics**  
 Annual Report FY 2023  
 Circuit Court - Felony Criminal Cases

**OWEN COUNTY**

There were 125 Felony level charges and 4 Non-Felony level charges disposed within 104 Circuit Criminal cases during the Fiscal Year. Non-Felony charges include Misdemeanor, Violation, Local Ordinance or Other charges within those cases.

		Charges	Cases
OWEN	Felony	125	100
	Felony amended to Non-Felony	4	



27A.460(1) Conviction Percentages  
 27A.460(3) Percentage of Acquittals  
 27A.460(4) Percentage of Dismissals

\* A case may consist of one or multiple convicted charges, the distinct count on cases counts the case only once.  
 \* Other Disposition types include: Denied, Extradition, Grand Jury, Granted, Merged, Mistrial, Grand Jury, Other, Remanded, and Sealed Records.



**ADMINISTRATIVE OFFICE OF THE COURTS**  
**Research and Statistics**  
 Annual Report FY 2023  
 Circuit Court - Felony Criminal Cases

**OWEN COUNTY**

Felony Charges Convicted by Highest Penalty Type

Penalty Type	FELONY			MISDEMEANOR			VIOLATION			Grand Total		
	Charges	% of Chgs	Cases	Charges	% of Chgs	Cases	Charges	% of Chgs	Cases	Charges	% of Chgs	Cases
Incarcerated Prison	17	20.0%	12							17	6.0%	12
Incarcerated Jail	18	21.2%	17	37	25.2%	21				55	19.6%	23
Alternative: Cond. Discharged				34	23.1%	19	1	2.0%	1	35	12.5%	19
Alternative Sentence	40	47.1%	40	4	2.7%	4				44	15.7%	41
Pay Fine	1	1.2%	1							1	0.4%	1
Other Penalty	9	10.6%	9	72	49.0%	42	48	98.0%	29	129	45.9%	54
<b>Grand Total</b>	<b>85</b>	<b>100.0%</b>	<b>68</b>	<b>147</b>	<b>100.0%</b>	<b>80</b>	<b>49</b>	<b>100.0%</b>	<b>30</b>	<b>281</b>	<b>100.0%</b>	<b>89</b>

27A.460(2) Percentages of fines, imprisonment, or other penalty assessment

Original & Final Plea Type

		GUILTY	NOT GUILTY	UNKNOWN PLEA TYPE	Grand Total
		Felony Charges	Original Plea	38 (30.4%)	48 (38.4%)
	Final Plea	85 (68.0%)	1 (0.8%)	39 (31.2%)	125 (100.0%)
Felony amended to Non-Felony	Original Plea		1 (25.0%)	3 (75.0%)	4 (100.0%)
	Final Plea		1 (25.0%)	3 (75.0%)	4 (100.0%)

27A.460(5) Percentage of pleas as charges

27A.460(6) Percentage of pleas to reduce charges

\* A case may consist of one or multiple convicted charges, the distinct count on cases counts the case only once.

\* Convicted charges, percent of charges and the distinct count of cases are sorted by the highest sentence penalty for each of the convicted charges (Guilty, Guilty - Multiple Counts, Prepayable Citation - Paid or Guilty - Sealed Sentence, Enhanced).





**ADMINISTRATIVE OFFICE OF THE COURTS**  
**Research and Statistics**  
 Annual Report FY 2023  
 Circuit Court - Felony Criminal Cases

**OWEN COUNTY**

Cases can have multiple charges which are heard either by a Court Trial, Jury Trial, No Trial or by a combination of trial types. Cases are categorized by how all the charges within the case were disposed. If all charges were disposed by the same trial type, it is counted in the separate category, otherwise, it is counted within the Mixed Trial category. If a charge had no trial type entered or it had No Trial, then it is counted in the No Trial category.

Cases by Trial Type  
 27A.460(7), (8), (9), (10)

	Mixed Trial	No Trial	Grand Total
Felony Amended to Non-Felony		4	4
		100.00%	100.00%
Felony Charges	16	84	100
	16.00%	84.00%	100.00%
Felony Convictions	16	52	68
	23.53%	76.47%	100.00%

- 27A.460(7) Percentage of disposition to guilty as charged by trial
- 27A.460(8) Percentage of those found guilty of lesser charge by trial
- 27A.460(9) Percentage of cases where jury trial taken
- 27A.460(10) Percentage of trials which are bench (court) trials

Shock Probation by Disposition Type  
 27A.440(3)(b)

	Denied	Grand Total
0026090 SHOCK PROBATION IN FELONY CONVICTIONS	2	2
	100.00%	100.00%

27A.440(3)(b) Extracted data on shock probation shall be placed in the annual report of the Administrative Office of the Courts

\* A case may consist of one or multiple convicted charges, the distinct count on cases counts the case only once.  
 \* Other Disposition types include: Denied, Extradition, Grand Jury, Granted, Merged, Mistrial, Grand Jury, Other, Remanded, and Sealed Records.



**ADMINISTRATIVE OFFICE OF THE COURTS**  
**Research and Statistics**  
 Annual Report FY 2023  
 Circuit Court - Felony Criminal Cases  
**OWEN COUNTY**

### Youthful Offenders

There were 0 Felony level charges and 0 Non-Felony level charges disposed within 0 Circuit Criminal cases during the fiscal year. Non-Felony charges include Misdemeanor, Violation, Local Ordinance, or Other charges within those cases.

27A.460(11)

	Charges	Cases
Felony		
Felony Amended to Non-Felony		

27A.460(11) The number of juvenile offenders tried as an adult

Of the 0 Felony level charges disposed within the Youthful Offender cases, 0 (None%) charges were convicted.

Youthful Offender

		Grand Total
Felony Charges by Disposition Type	0	0

Note: A youth charged prior to their 18th birthday, proceeded against as a youthful offender under KRS 635.020(7) may not be included in the above.

KRS 635.020(7) If a person who is eighteen (18) or older is charged with a felony that occurred prior to their eighteenth birthday, the court shall, upon motion of the county attorney made prior to adjudication and consultation with the Commonwealth's Attorney, the case may proceed in accordance with the provisions of KRS 640.010.

\* A case may consist of one or multiple convicted charges, the distinct count on cases counts the case only once.

\* Other disposition types include: Denied, Extradition, Grand Jury, Granted, Merged, Mistrial, Grand Jury, Other, Remanded, and Sealed Records.

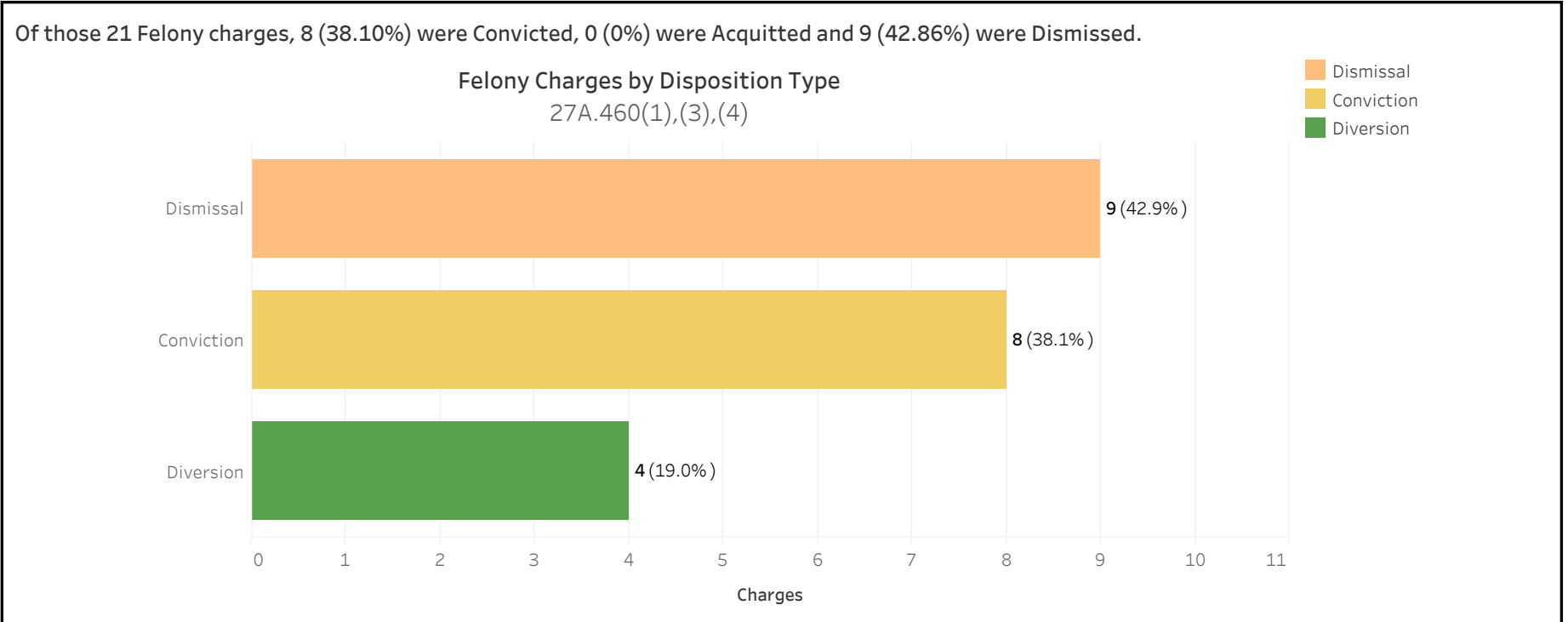


**ADMINISTRATIVE OFFICE OF THE COURTS**  
**Research and Statistics**  
 Annual Report FY 2023  
 Circuit Court - Felony Criminal Cases

**OWSLEY COUNTY**

There were 21 Felony level charges and 0 Non-Felony level charges disposed within 16 Circuit Criminal cases during the Fiscal Year. Non-Felony charges include Misdemeanor, Violation, Local Ordinance or Other charges within those cases.

		Charges	Cases
OWSLEY	Felony	21	16
	Felony amended to Non-Felony	0	



27A.460(1) Conviction Percentages  
 27A.460(3) Percentage of Acquittals  
 27A.460(4) Percentage of Dismissals

\* A case may consist of one or multiple convicted charges, the distinct count on cases counts the case only once.  
 \* Other Disposition types include: Denied, Extradition, Grand Jury, Granted, Merged, Mistrial, Grand Jury, Other, Remanded, and Sealed Records.



**ADMINISTRATIVE OFFICE OF THE COURTS**  
**Research and Statistics**  
 Annual Report FY 2023  
 Circuit Court - Felony Criminal Cases

**OWSLEY COUNTY**

Felony Charges Convicted by Highest Penalty Type

Penalty Type	FELONY			MISDEMEANOR			VIOLATION			Grand Total		
	Charges	% of Chgs	Cases	Charges	% of Chgs	Cases	Charges	% of Chgs	Cases	Charges	% of Chgs	Cases
Incarcerated Prison	4	57.1%	4							4	25.0%	4
Incarcerated Jail	3	42.9%	3	7	100.0%	2	1	50.0%	1	11	68.8%	4
Pay Fine							1	50.0%	1	1	6.3%	1
<b>Grand Total</b>	<b>7</b>	<b>100.0%</b>	<b>7</b>	<b>7</b>	<b>100.0%</b>	<b>2</b>	<b>2</b>	<b>100.0%</b>	<b>1</b>	<b>16</b>	<b>100.0%</b>	<b>7</b>

27A.460(2) Percentages of fines, imprisonment, or other penalty assessment

Original & Final Plea Type

Felony Charges		NOT GUILTY	UNKNOWN PLEA TYPE	Grand Total
		Original Plea	3 (14.3%)	18 (85.7%)
Final Plea		3 (14.3%)	18 (85.7%)	21 (100.0%)

27A.460(5) Percentage of pleas as charges

27A.460(6) Percentage of pleas to reduce charges

\* A case may consist of one or multiple convicted charges, the distinct count on cases counts the case only once.

\* Convicted charges, percent of charges and the distinct count of cases are sorted by the highest sentence penalty for each of the convicted charges (Guilty, Guilty - Multiple Counts, Prepayable Citation - Paid or Guilty - Sealed Sentence, Enhanced).



**ADMINISTRATIVE OFFICE OF THE COURTS**  
**Research and Statistics**  
 Annual Report FY 2023  
 Circuit Court - Felony Criminal Cases

**OWSLEY COUNTY**

Cases can have multiple charges which are heard either by a Court Trial, Jury Trial, No Trial or by a combination of trial types. Cases are categorized by how all the charges within the case were disposed. If all charges were disposed by the same trial type, it is counted in the separate category, otherwise, it is counted within the Mixed Trial category. If a charge had no trial type entered or it had No Trial, then it is counted in the No Trial category.

Cases by Trial Type  
 27A.460(7), (8), (9), (10)

	No Trial	Grand Total
Felony Charges	16 100.0%	16 100.0%
Felony Convictions	7 100.0%	7 100.0%

- 27A.460(7) Percentage of disposition to guilty as charged by trial
- 27A.460(8) Percentage of those found guilty of lesser charge by trial
- 27A.460(9) Percentage of cases where jury trial taken
- 27A.460(10) Percentage of trials which are bench (court) trials

Shock Probation by Disposition Type  
 27A.440(3)(b)

	Grand Total
0	0

27A.440(3)(b) Extracted data on shock probation shall be placed in the annual report of the Administrative Office of the Courts

\* A case may consist of one or multiple convicted charges, the distinct count on cases counts the case only once.  
 \* Other Disposition types include: Denied, Extradition, Grand Jury, Granted, Merged, Mistrial, Grand Jury, Other, Remanded, and Sealed Records.



**ADMINISTRATIVE OFFICE OF THE COURTS**  
**Research and Statistics**  
 Annual Report FY 2023  
 Circuit Court - Felony Criminal Cases  
**OWSLEY COUNTY**

### Youthful Offenders

There were 0 Felony level charges and 0 Non-Felony level charges disposed within 0 Circuit Criminal cases during the fiscal year. Non-Felony charges include Misdemeanor, Violation, Local Ordinance, or Other charges within those cases.

27A.460(11)

	Charges	Cases
Felony		
Felony Amended to Non-Felony		

27A.460(11) The number of juvenile offenders tried as an adult

Of the 0 Felony level charges disposed within the Youthful Offender cases, 0 (None%) charges were convicted.

Youthful Offender

		Grand Total
Felony Charges by Disposition Type	0	0

Note: A youth charged prior to their 18th birthday, proceeded against as a youthful offender under KRS 635.020(7) may not be included in the above.

KRS 635.020(7) If a person who is eighteen (18) or older is charged with a felony that occurred prior to their eighteenth birthday, the court shall, upon motion of the county attorney made prior to adjudication and consultation with the Commonwealth's Attorney, the case may proceed in accordance with the provisions of KRS 640.010.

\* A case may consist of one or multiple convicted charges, the distinct count on cases counts the case only once.

\* Other disposition types include: Denied, Extradition, Grand Jury, Granted, Merged, Mistrial, Grand Jury, Other, Remanded, and Sealed Records.

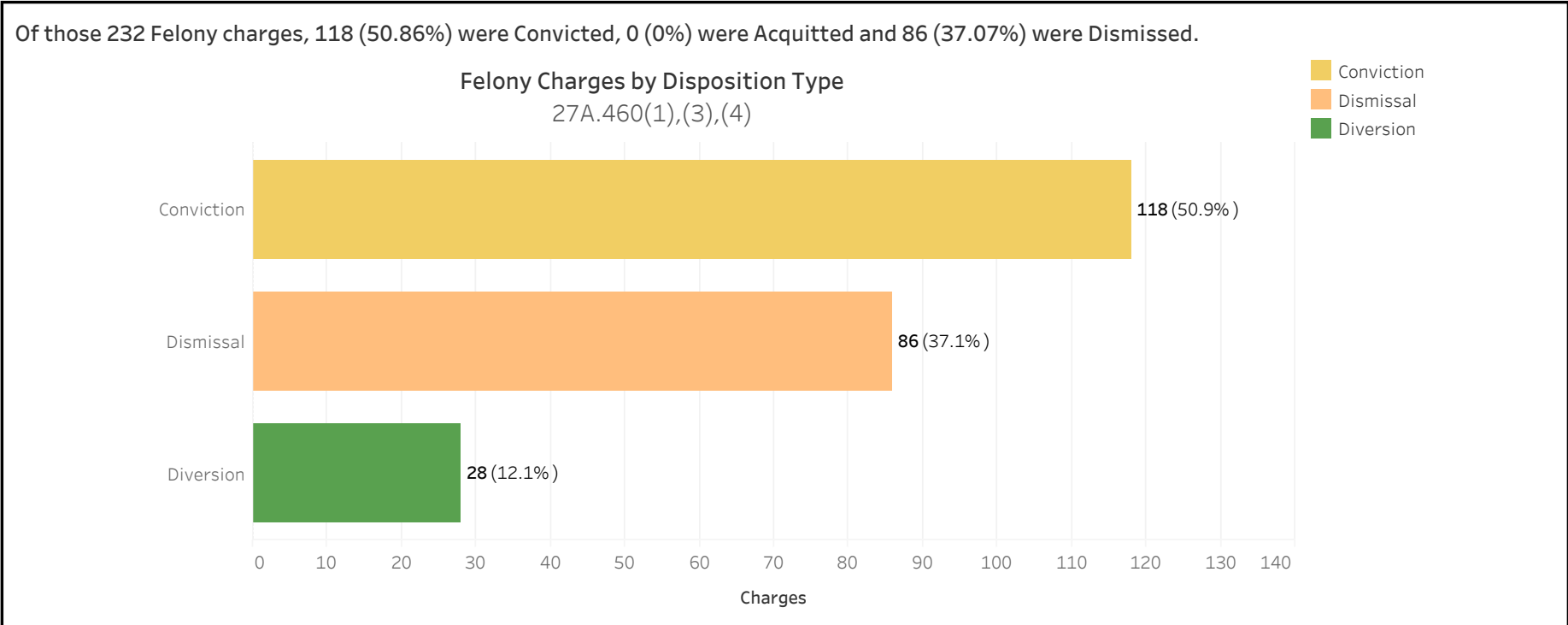


**ADMINISTRATIVE OFFICE OF THE COURTS**  
**Research and Statistics**  
 Annual Report FY 2023  
 Circuit Court - Felony Criminal Cases

**PENDLETON COUNTY**

There were 232 Felony level charges and 11 Non-Felony level charges disposed within 116 Circuit Criminal cases during the Fiscal Year. Non-Felony charges include Misdemeanor, Violation, Local Ordinance or Other charges within those cases.

		Charges	Cases
PENDLETON	Felony	232	106
	Felony amended to Non-Felony	11	



27A.460(1) Conviction Percentages  
 27A.460(3) Percentage of Acquittals  
 27A.460(4) Percentage of Dismissals

\* A case may consist of one or multiple convicted charges, the distinct count on cases counts the case only once.  
 \* Other Disposition types include: Denied, Extradition, Grand Jury, Granted, Merged, Mistrial, Grand Jury, Other, Remanded, and Sealed Records.



**ADMINISTRATIVE OFFICE OF THE COURTS**  
**Research and Statistics**  
 Annual Report FY 2023  
 Circuit Court - Felony Criminal Cases

**PENDLETON COUNTY**

Felony Charges Convicted by Highest Penalty Type

Penalty Type	FELONY			MISDEMEANOR			VIOLATION			Grand Total		
	Charges	% of Chgs	Cases	Charges	% of Chgs	Cases	Charges	% of Chgs	Cases	Charges	% of Chgs	Cases
Incarcerated Prison	47	40.2%	24							47	17.7%	24
Incarcerated Jail	6	5.1%	6	43	31.4%	19				49	18.4%	20
Alternative: Probation	1	0.9%	1	13	9.5%	6				14	5.3%	6
Alternative Sentence	59	50.4%	39	79	57.7%	27	1	8.3%	1	139	52.3%	49
Pay Fine							11	91.7%	6	11	4.1%	6
Pay Court Cost	3	2.6%	3							3	1.1%	3
Other Penalty	1	0.9%	1	2	1.5%	2				3	1.1%	3
<b>Grand Total</b>	<b>117</b>	<b>100.0%</b>	<b>68</b>	<b>137</b>	<b>100.0%</b>	<b>50</b>	<b>12</b>	<b>100.0%</b>	<b>7</b>	<b>266</b>	<b>100.0%</b>	<b>81</b>

27A.460(2) Percentages of fines, imprisonment, or other penalty assessment

Original & Final Plea Type

		GUILTY	NOT GUILTY	UNKNOWN PLEA TYPE	Grand Total
Felony Charges	Original Plea	17 (7.3%)	130 (56.0%)	85 (36.6%)	232 (100.0%)
	Final Plea	147 (63.4%)		85 (36.6%)	232 (100.0%)
Felony amended to Non-Felony	Original Plea			11 (100.0%)	11 (100.0%)
	Final Plea			11 (100.0%)	11 (100.0%)

27A.460(5) Percentage of pleas as charges

27A.460(6) Percentage of pleas to reduce charges

\* A case may consist of one or multiple convicted charges, the distinct count on cases counts the case only once.

\* Convicted charges, percent of charges and the distinct count of cases are sorted by the highest sentence penalty for each of the convicted charges (Guilty, Guilty - Multiple Counts, Prepayable Citation - Paid or Guilty - Sealed Sentence, Enhanced).





**ADMINISTRATIVE OFFICE OF THE COURTS**  
**Research and Statistics**  
 Annual Report FY 2023  
 Circuit Court - Felony Criminal Cases

**PENDLETON COUNTY**

Cases can have multiple charges which are heard either by a Court Trial, Jury Trial, No Trial or by a combination of trial types. Cases are categorized by how all the charges within the case were disposed. If all charges were disposed by the same trial type, it is counted in the separate category, otherwise, it is counted within the Mixed Trial category. If a charge had no trial type entered or it had No Trial, then it is counted in the No Trial category.

Cases by Trial Type  
 27A.460(7), (8), (9), (10)

	Mixed Trial	No Trial	Grand Total
Felony Amended to Non-Felony	1 10.00%	9 90.00%	10 100.00%
Felony Charges	15 14.15%	91 85.85%	106 100.00%
Felony Convictions	10 14.71%	58 85.29%	68 100.00%

- 27A.460(7) Percentage of disposition to guilty as charged by trial
- 27A.460(8) Percentage of those found guilty of lesser charge by trial
- 27A.460(9) Percentage of cases where jury trial taken
- 27A.460(10) Percentage of trials which are bench (court) trials

Shock Probation by Disposition Type  
 27A.440(3)(b)

	Denied	Granted	Grand Total
0026090 SHOCK PROBATION IN FELONY CONVICTIONS	19 65.52%	10 34.48%	29 100.00%

27A.440(3)(b) Extracted data on shock probation shall be placed in the annual report of the Administrative Office of the Courts

\* A case may consist of one or multiple convicted charges, the distinct count on cases counts the case only once.

\* Other Disposition types include: Denied, Extradition, Grand Jury, Granted, Merged, Mistrial, Grand Jury, Other, Remanded, and Sealed Records.



**ADMINISTRATIVE OFFICE OF THE COURTS**  
**Research and Statistics**  
 Annual Report FY 2023  
 Circuit Court - Felony Criminal Cases  
**PENDLETON COUNTY**

**Youthful Offenders**

There were 0 Felony level charges and 0 Non-Felony level charges disposed within 0 Circuit Criminal cases during the fiscal year. Non-Felony charges include Misdemeanor, Violation, Local Ordinance, or Other charges within those cases.

27A.460(11)

	Charges	Cases
Felony		
Felony Amended to Non-Felony		

27A.460(11) The number of juvenile offenders tried as an adult

Of the 0 Felony level charges disposed within the Youthful Offender cases, 0 (None%) charges were convicted.

Youthful Offender

	Grand Total
Felony Charges by Disposition Type	0

Note: A youth charged prior to their 18th birthday, proceeded against as a youthful offender under KRS 635.020(7) may not be included in the above.

KRS 635.020(7) If a person who is eighteen (18) or older is charged with a felony that occurred prior to their eighteenth birthday, the court shall, upon motion of the county attorney made prior to adjudication and consultation with the Commonwealth's Attorney, the case may proceed in accordance with the provisions of KRS 640.010.

\* A case may consist of one or multiple convicted charges, the distinct count on cases counts the case only once.

\* Other disposition types include: Denied, Extradition, Grand Jury, Granted, Merged, Mistrial, Grand Jury, Other, Remanded, and Sealed Records.

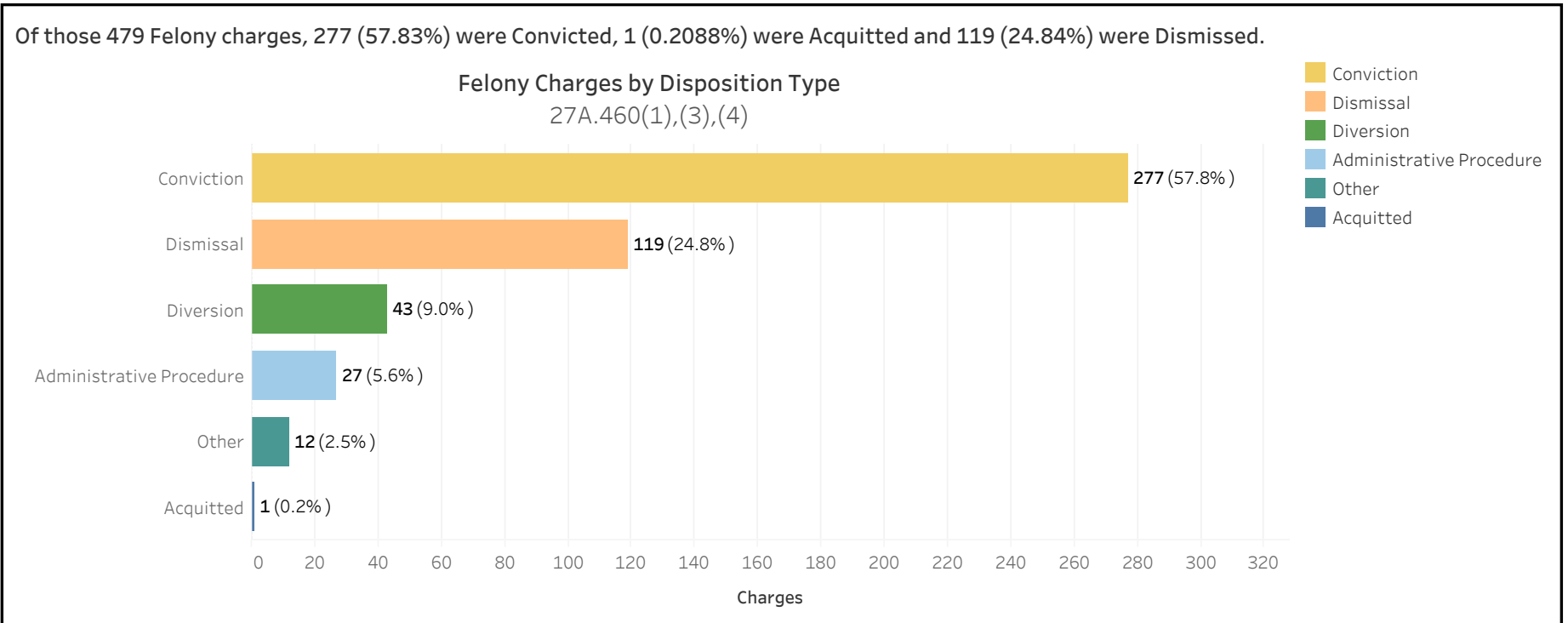


**ADMINISTRATIVE OFFICE OF THE COURTS**  
**Research and Statistics**  
 Annual Report FY 2023  
 Circuit Court - Felony Criminal Cases

**PERRY COUNTY**

There were 479 Felony level charges and 31 Non-Felony level charges disposed within 286 Circuit Criminal cases during the Fiscal Year. Non-Felony charges include Misdemeanor, Violation, Local Ordinance or Other charges within those cases.

		Charges	Cases
PERRY	Felony	479	265
	Felony amended to Non-Felony	31	



27A.460(1) Conviction Percentages  
 27A.460(3) Percentage of Acquittals  
 27A.460(4) Percentage of Dismissals

\* A case may consist of one or multiple convicted charges, the distinct count on cases counts the case only once.  
 \* Other Disposition types include: Denied, Extradition, Grand Jury, Granted, Merged, Mistrial, Grand Jury, Other, Remanded, and Sealed Records.



**ADMINISTRATIVE OFFICE OF THE COURTS**  
**Research and Statistics**  
 Annual Report FY 2023  
 Circuit Court - Felony Criminal Cases

**PERRY COUNTY**

Felony Charges Convicted by Highest Penalty Type

Penalty Type	FELONY			MISDEMEANOR			VIOLATION			Grand Total		
	Charges	% of Chgs	Cases	Charges	% of Chgs	Cases	Charges	% of Chgs	Cases	Charges	% of Chgs	Cases
Incarcerated Prison	70	25.3%	43	1	0.4%	1				71	11.1%	43
Incarcerated Jail	7	2.5%	4	82	30.7%	45				89	13.9%	49
Alternative: Probation	194	70.0%	149	173	64.8%	92				367	57.3%	160
Pay Fine							3	3.1%	1	3	0.5%	1
Pay Court Cost	1	0.4%	1				2	2.1%	2	3	0.5%	3
Other Penalty	3	1.1%	3	4	1.5%	4	92	94.8%	35	99	15.4%	39
No Sentence	2	0.7%	2	7	2.6%	2				9	1.4%	3
<b>Grand Total</b>	<b>277</b>	<b>100.0%</b>	<b>201</b>	<b>267</b>	<b>100.0%</b>	<b>131</b>	<b>97</b>	<b>100.0%</b>	<b>36</b>	<b>641</b>	<b>100.0%</b>	<b>215</b>

27A.460(2) Percentages of fines, imprisonment, or other penalty assessment

Original & Final Plea Type

		NOT GUILTY	UNKNOWN PLEA TYPE	Grand Total
Felony Charges	Original Plea	15 (3.1%)	464 (96.9%)	479 (100.0%)
	Final Plea	15 (3.1%)	464 (96.9%)	479 (100.0%)
Felony amended to Non-Felony	Original Plea		31 (100.0%)	31 (100.0%)
	Final Plea		31 (100.0%)	31 (100.0%)

27A.460(5) Percentage of pleas as charges

27A.460(6) Percentage of pleas to reduce charges

\* A case may consist of one or multiple convicted charges, the distinct count on cases counts the case only once.

\* Convicted charges, percent of charges and the distinct count of cases are sorted by the highest sentence penalty for each of the convicted charges (Guilty, Guilty - Multiple Counts, Prepayable Citation - Paid or Guilty - Sealed Sentence, Enhanced).



**ADMINISTRATIVE OFFICE OF THE COURTS**  
**Research and Statistics**  
 Annual Report FY 2023  
 Circuit Court - Felony Criminal Cases

**PERRY COUNTY**

Cases can have multiple charges which are heard either by a Court Trial, Jury Trial, No Trial or by a combination of trial types. Cases are categorized by how all the charges within the case were disposed. If all charges were disposed by the same trial type, it is counted in the separate category, otherwise, it is counted within the Mixed Trial category. If a charge had no trial type entered or it had No Trial, then it is counted in the No Trial category.

Cases by Trial Type  
 27A.460(7), (8), (9), (10)

	Jury Trial	No Trial	Grand Total
Felony Amended to Non-Felony		21	21
		100.00%	100.00%
Felony Charges	1	264	265
	0.38%	99.62%	100.00%
Felony Convictions		201	201
		100.00%	100.00%

- 27A.460(7) Percentage of disposition to guilty as charged by trial
- 27A.460(8) Percentage of those found guilty of lesser charge by trial
- 27A.460(9) Percentage of cases where jury trial taken
- 27A.460(10) Percentage of trials which are bench (court) trials

Shock Probation by Disposition Type  
 27A.440(3)(b)

	Denied	Granted	Grand Total
0026090 SHOCK PROBATION IN FELONY CONVICTIONS	1	11	12
	8.33%	91.67%	100.00%
0026100 SHOCK PROBATION IN MISDEMEANOR CONVICTIONS		1	1
		100.00%	100.00%

27A.440(3)(b) Extracted data on shock probation shall be placed in the annual report of the Administrative Office of the Courts

\* A case may consist of one or multiple convicted charges, the distinct count on cases counts the case only once.

\* Other Disposition types include: Denied, Extradition, Grand Jury, Granted, Merged, Mistrial, Grand Jury, Other, Remanded, and Sealed Records.



**ADMINISTRATIVE OFFICE OF THE COURTS**  
**Research and Statistics**  
 Annual Report FY 2023  
 Circuit Court - Felony Criminal Cases  
**PERRY COUNTY**

### Youthful Offenders

There were 0 Felony level charges and 0 Non-Felony level charges disposed within 0 Circuit Criminal cases during the fiscal year. Non-Felony charges include Misdemeanor, Violation, Local Ordinance, or Other charges within those cases.

27A.460(11)

	Charges	Cases
Felony		
Felony Amended to Non-Felony		

27A.460(11) The number of juvenile offenders tried as an adult

Of the 0 Felony level charges disposed within the Youthful Offender cases, 0 (None%) charges were convicted.

Youthful Offender

		Grand Total
Felony Charges by Disposition Type	0	0

Note: A youth charged prior to their 18th birthday, proceeded against as a youthful offender under KRS 635.020(7) may not be included in the above.

KRS 635.020(7) If a person who is eighteen (18) or older is charged with a felony that occurred prior to their eighteenth birthday, the court shall, upon motion of the county attorney made prior to adjudication and consultation with the Commonwealth's Attorney, the case may proceed in accordance with the provisions of KRS 640.010.

\* A case may consist of one or multiple convicted charges, the distinct count on cases counts the case only once.

\* Other disposition types include: Denied, Extradition, Grand Jury, Granted, Merged, Mistrial, Grand Jury, Other, Remanded, and Sealed Records.

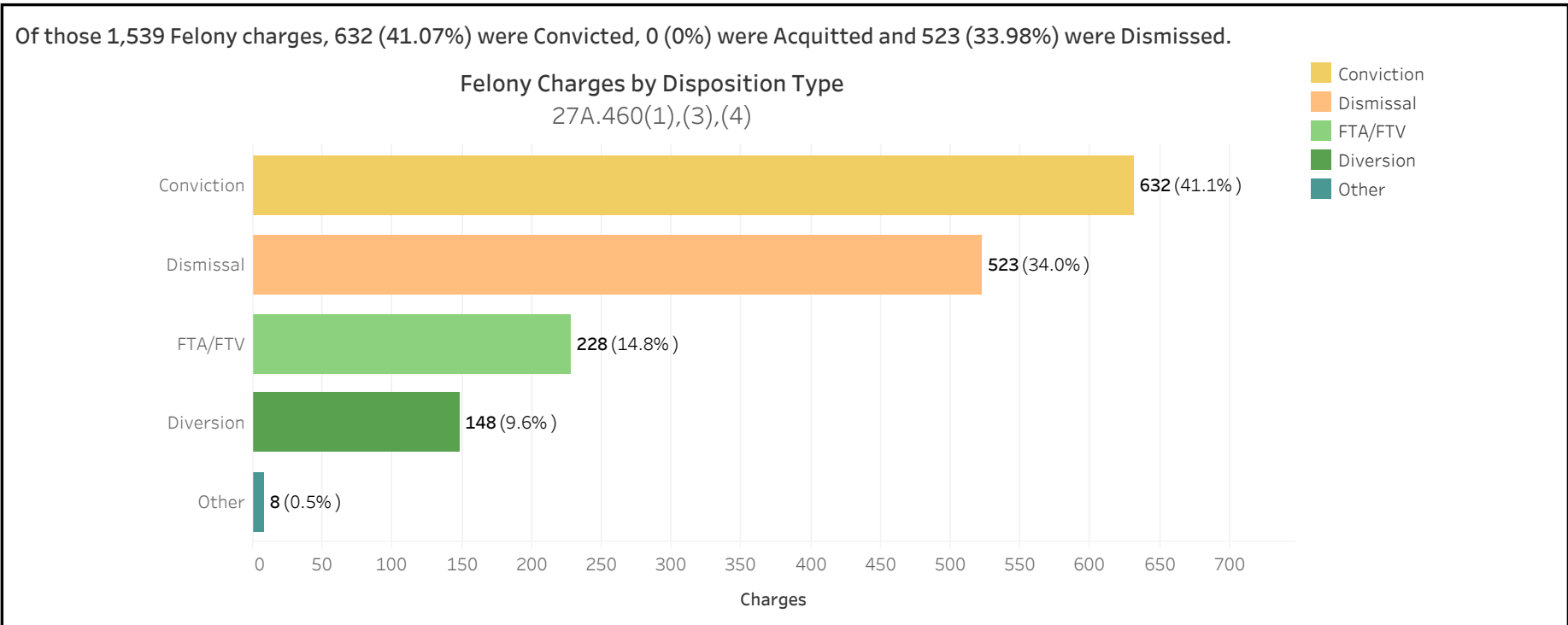


**ADMINISTRATIVE OFFICE OF THE COURTS**  
**Research and Statistics**  
 Annual Report FY 2023  
 Circuit Court - Felony Criminal Cases

**PIKE COUNTY**

There were 1,539 Felony level charges and 83 Non-Felony level charges disposed within 1,011 Circuit Criminal cases during the Fiscal Year. Non-Felony charges include Misdemeanor, Violation, Local Ordinance or Other charges within those cases.

		Charges	Cases
PIKE	Felony	1,539	946
	Felony amended to Non-Felony	83	



27A.460(1) Conviction Percentages  
 27A.460(3) Percentage of Acquittals  
 27A.460(4) Percentage of Dismissals

\* A case may consist of one or multiple convicted charges, the distinct count on cases counts the case only once.  
 \* Other Disposition types include: Denied, Extradition, Grand Jury, Granted, Merged, Mistrial, Grand Jury, Other, Remanded, and Sealed Records.



**ADMINISTRATIVE OFFICE OF THE COURTS**  
**Research and Statistics**  
 Annual Report FY 2023  
 Circuit Court - Felony Criminal Cases

**PIKE COUNTY**

Felony Charges Convicted by Highest Penalty Type

Penalty Type	FELONY			MISDEMEANOR			VIOLATION			Grand Total		
	Charges	% of Chgs	Cases	Charges	% of Chgs	Cases	Charges	% of Chgs	Cases	Charges	% of Chgs	Cases
Incarcerated Prison	253	40.7%	149	7	1.5%	7				260	23.7%	152
Incarcerated Jail	91	14.6%	78	199	41.9%	126	1	50.0%	1	291	26.5%	171
Alternative: Home Incarcerati..				1	0.2%	1				1	0.1%	1
Alternative: Probation	12	1.9%	9	11	2.3%	8				23	2.1%	16
Alternative: Cond. Discharged	16	2.6%	10	38	8.0%	18				54	4.9%	24
Alternative Sentence	202	32.5%	150	172	36.2%	101	1	50.0%	1	375	34.1%	181
Pay Fine				2	0.4%	2				2	0.2%	2
Pay Court Cost	1	0.2%	1	5	1.1%	5				6	0.5%	6
Other Penalty	38	6.1%	33	28	5.9%	24				66	6.0%	47
No Sentence	9	1.4%	8	12	2.5%	6				21	1.9%	10
<b>Grand Total</b>	<b>622</b>	<b>100.0%</b>	<b>426</b>	<b>475</b>	<b>100.0%</b>	<b>276</b>	<b>2</b>	<b>100.0%</b>	<b>2</b>	<b>1,099</b>	<b>100.0%</b>	<b>529</b>

27A.460(2) Percentages of fines, imprisonment, or other penalty assessment

Original & Final Plea Type

		GUILTY	NOT GUILTY	UNKNOWN PLEA TYPE	Grand Total
Felony Charges	Original Plea		2 (0.1%)	1,537 (99.9%)	1,539 (100.0%)
	Final Plea	2 (0.1%)		1,537 (99.9%)	1,539 (100.0%)
Felony amended to Non-Felony	Original Plea			83 (100.0%)	83 (100.0%)
	Final Plea			83 (100.0%)	83 (100.0%)

27A.460(5) Percentage of pleas as charges

27A.460(6) Percentage of pleas to reduce charges

\* A case may consist of one or multiple convicted charges, the distinct count on cases counts the case only once.

\* Convicted charges, percent of charges and the distinct count of cases are sorted by the highest sentence penalty for each of the convicted charges (Guilty, Guilty - Multiple Counts, Prepayable Citation - Paid or Guilty - Sealed Sentence, Enhanced).





**ADMINISTRATIVE OFFICE OF THE COURTS**  
**Research and Statistics**  
 Annual Report FY 2023  
 Circuit Court - Felony Criminal Cases

**PIKE COUNTY**

Cases can have multiple charges which are heard either by a Court Trial, Jury Trial, No Trial or by a combination of trial types. Cases are categorized by how all the charges within the case were disposed. If all charges were disposed by the same trial type, it is counted in the separate category, otherwise, it is counted within the Mixed Trial category. If a charge had no trial type entered or it had No Trial, then it is counted in the No Trial category.

Cases by Trial Type  
 27A.460(7), (8), (9), (10)

	Mixed Trial	No Trial	Grand Total
Felony Amended to Non-Felony	2 3.08%	63 96.92%	65 100.00%
Felony Charges	33 3.49%	913 96.51%	946 100.00%
Felony Convictions	20 4.69%	406 95.31%	426 100.00%

- 27A.460(7) Percentage of disposition to guilty as charged by trial
- 27A.460(8) Percentage of those found guilty of lesser charge by trial
- 27A.460(9) Percentage of cases where jury trial taken
- 27A.460(10) Percentage of trials which are bench (court) trials

Shock Probation by Disposition Type  
 27A.440(3)(b)

	Denied	Granted	Other	Grand Total
0026090 SHOCK PROBATION IN FELONY CONVICTIONS	73 67.59%	27 25.00%	8 7.41%	108 100.00%

27A.440(3)(b) Extracted data on shock probation shall be placed in the annual report of the Administrative Office of the Courts

\* A case may consist of one or multiple convicted charges, the distinct count on cases counts the case only once.

\* Other Disposition types include: Denied, Extradition, Grand Jury, Granted, Merged, Mistrial, Grand Jury, Other, Remanded, and Sealed Records.



**ADMINISTRATIVE OFFICE OF THE COURTS**  
**Research and Statistics**  
 Annual Report FY 2023  
 Circuit Court - Felony Criminal Cases  
**PIKE COUNTY**

### Youthful Offenders

There were 0 Felony level charges and 0 Non-Felony level charges disposed within 0 Circuit Criminal cases during the fiscal year. Non-Felony charges include Misdemeanor, Violation, Local Ordinance, or Other charges within those cases.

27A.460(11)

	Charges	Cases
Felony		
Felony Amended to Non-Felony		

27A.460(11) The number of juvenile offenders tried as an adult

Of the 0 Felony level charges disposed within the Youthful Offender cases, 0 (None%) charges were convicted.

Youthful Offender

		Grand Total
Felony Charges by Disposition Type	0	0

Note: A youth charged prior to their 18th birthday, proceeded against as a youthful offender under KRS 635.020(7) may not be included in the above.

KRS 635.020(7) If a person who is eighteen (18) or older is charged with a felony that occurred prior to their eighteenth birthday, the court shall, upon motion of the county attorney made prior to adjudication and consultation with the Commonwealth's Attorney, the case may proceed in accordance with the provisions of KRS 640.010.

\* A case may consist of one or multiple convicted charges, the distinct count on cases counts the case only once.

\* Other disposition types include: Denied, Extradition, Grand Jury, Granted, Merged, Mistrial, Grand Jury, Other, Remanded, and Sealed Records.

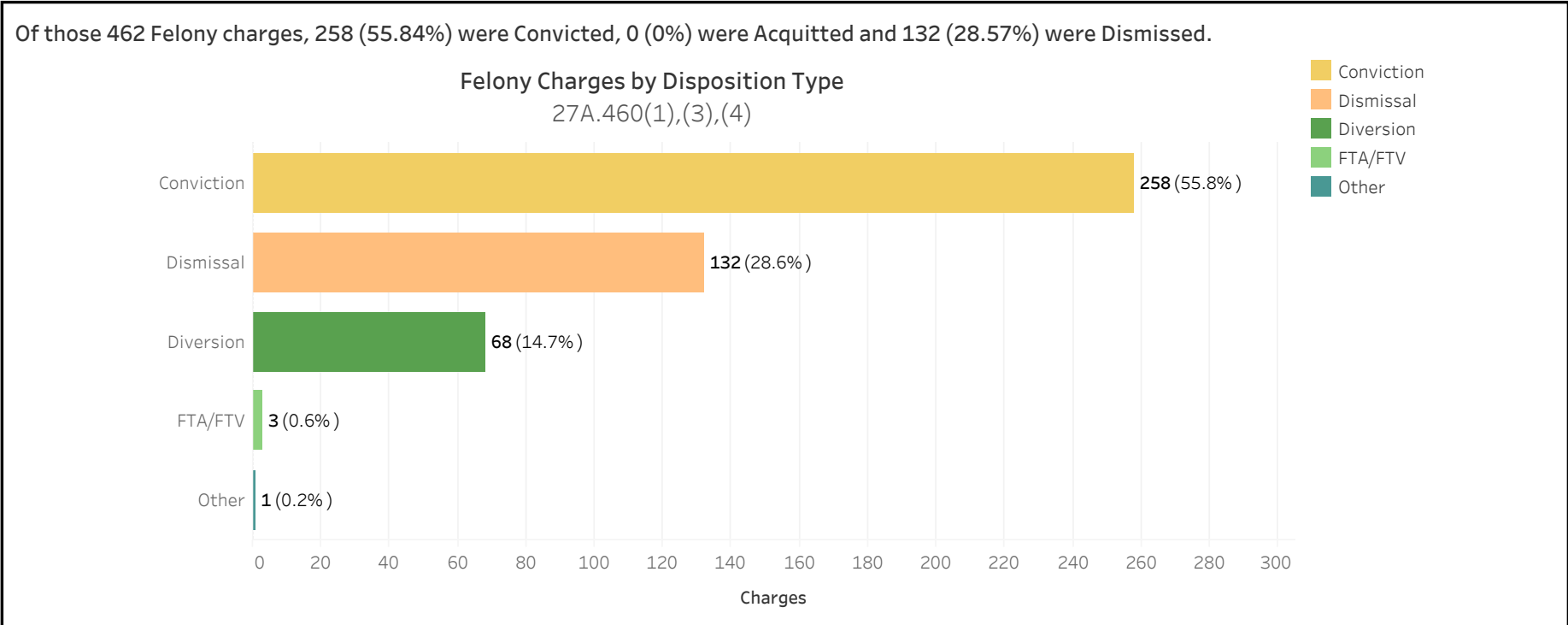


**ADMINISTRATIVE OFFICE OF THE COURTS**  
**Research and Statistics**  
 Annual Report FY 2023  
 Circuit Court - Felony Criminal Cases

**POWELL COUNTY**

There were 462 Felony level charges and 9 Non-Felony level charges disposed within 303 Circuit Criminal cases during the Fiscal Year. Non-Felony charges include Misdemeanor, Violation, Local Ordinance or Other charges within those cases.

		Charges	Cases
POWELL	Felony	462	294
	Felony amended to Non-Felony	9	



27A.460(1) Conviction Percentages  
 27A.460(3) Percentage of Acquittals  
 27A.460(4) Percentage of Dismissals

\* A case may consist of one or multiple convicted charges, the distinct count on cases counts the case only once.  
 \* Other Disposition types include: Denied, Extradition, Grand Jury, Granted, Merged, Mistrial, Grand Jury, Other, Remanded, and Sealed Records.



**ADMINISTRATIVE OFFICE OF THE COURTS**  
**Research and Statistics**  
 Annual Report FY 2023  
 Circuit Court - Felony Criminal Cases

**POWELL COUNTY**

Felony Charges Convicted by Highest Penalty Type

Penalty Type	FELONY			MISDEMEANOR			VIOLATION			Grand Total		
	Charges	% of Chgs	Cases	Charges	% of Chgs	Cases	Charges	% of Chgs	Cases	Charges	% of Chgs	Cases
Incarcerated Prison	101	39.6%	66							101	29.9%	66
Incarcerated Jail	42	16.5%	31	65	81.3%	48	2	66.7%	2	109	32.2%	73
Alternative: Probation	112	43.9%	87	8	10.0%	4				120	35.5%	87
Alternative: Cond. Discharged				5	6.3%	5				5	1.5%	5
Alternative Sentence				1	1.3%	1				1	0.3%	1
Other Penalty							1	33.3%	1	1	0.3%	1
No Sentence				1	1.3%	1				1	0.3%	1
<b>Grand Total</b>	<b>255</b>	<b>100.0%</b>	<b>180</b>	<b>80</b>	<b>100.0%</b>	<b>59</b>	<b>3</b>	<b>100.0%</b>	<b>3</b>	<b>338</b>	<b>100.0%</b>	<b>206</b>

27A.460(2) Percentages of fines, imprisonment, or other penalty assessment

Original & Final Plea Type

		GUILTY	NOT GUILTY	UNKNOWN PLEA TYPE	Grand Total
Felony Charges	Original Plea		263 (56.9%)	199 (43.1%)	462 (100.0%)
	Final Plea	263 (56.9%)		199 (43.1%)	462 (100.0%)
Felony amended to Non-Felony	Original Plea		1 (11.1%)	8 (88.9%)	9 (100.0%)
	Final Plea	1 (11.1%)		8 (88.9%)	9 (100.0%)

27A.460(5) Percentage of pleas as charges

27A.460(6) Percentage of pleas to reduce charges

\* A case may consist of one or multiple convicted charges, the distinct count on cases counts the case only once.

\* Convicted charges, percent of charges and the distinct count of cases are sorted by the highest sentence penalty for each of the convicted charges (Guilty, Guilty - Multiple Counts, Prepayable Citation - Paid or Guilty - Sealed Sentence, Enhanced).



**ADMINISTRATIVE OFFICE OF THE COURTS**  
**Research and Statistics**  
 Annual Report FY 2023  
 Circuit Court - Felony Criminal Cases

**POWELL COUNTY**

Cases can have multiple charges which are heard either by a Court Trial, Jury Trial, No Trial or by a combination of trial types. Cases are categorized by how all the charges within the case were disposed. If all charges were disposed by the same trial type, it is counted in the separate category, otherwise, it is counted within the Mixed Trial category. If a charge had no trial type entered or it had No Trial, then it is counted in the No Trial category.

Cases by Trial Type  
 27A.460(7), (8), (9), (10)

	Mixed Trial	No Trial	Grand Total
Felony Amended to Non-Felony		9	9
		100.00%	100.00%
Felony Charges	24	270	294
	8.16%	91.84%	100.00%
Felony Convictions	18	162	180
	10.00%	90.00%	100.00%

- 27A.460(7) Percentage of disposition to guilty as charged by trial
- 27A.460(8) Percentage of those found guilty of lesser charge by trial
- 27A.460(9) Percentage of cases where jury trial taken
- 27A.460(10) Percentage of trials which are bench (court) trials

Shock Probation by Disposition Type  
 27A.440(3)(b)

	Denied	Granted	Withdrawn	Grand Total
0026090 SHOCK PROBATION IN FELONY CONVICTIONS	22	16	4	42
	52.38%	38.10%	9.52%	100.00%

27A.440(3)(b) Extracted data on shock probation shall be placed in the annual report of the Administrative Office of the Courts

\* A case may consist of one or multiple convicted charges, the distinct count on cases counts the case only once.  
 \* Other Disposition types include: Denied, Extradition, Grand Jury, Granted, Merged, Mistrial, Grand Jury, Other, Remanded, and Sealed Records.



**ADMINISTRATIVE OFFICE OF THE COURTS**  
**Research and Statistics**  
 Annual Report FY 2023  
 Circuit Court - Felony Criminal Cases  
**POWELL COUNTY**

### Youthful Offenders

There were 0 Felony level charges and 0 Non-Felony level charges disposed within 0 Circuit Criminal cases during the fiscal year. Non-Felony charges include Misdemeanor, Violation, Local Ordinance, or Other charges within those cases.

27A.460(11)

	Charges	Cases
Felony		
Felony Amended to Non-Felony		

27A.460(11) The number of juvenile offenders tried as an adult

Of the 0 Felony level charges disposed within the Youthful Offender cases, 0 (None%) charges were convicted.

Youthful Offender

		Grand Total
Felony Charges by Disposition Type	0	0

Note: A youth charged prior to their 18th birthday, proceeded against as a youthful offender under KRS 635.020(7) may not be included in the above.

KRS 635.020(7) If a person who is eighteen (18) or older is charged with a felony that occurred prior to their eighteenth birthday, the court shall, upon motion of the county attorney made prior to adjudication and consultation with the Commonwealth's Attorney, the case may proceed in accordance with the provisions of KRS 640.010.

\* A case may consist of one or multiple convicted charges, the distinct count on cases counts the case only once.

\* Other disposition types include: Denied, Extradition, Grand Jury, Granted, Merged, Mistrial, Grand Jury, Other, Remanded, and Sealed Records.

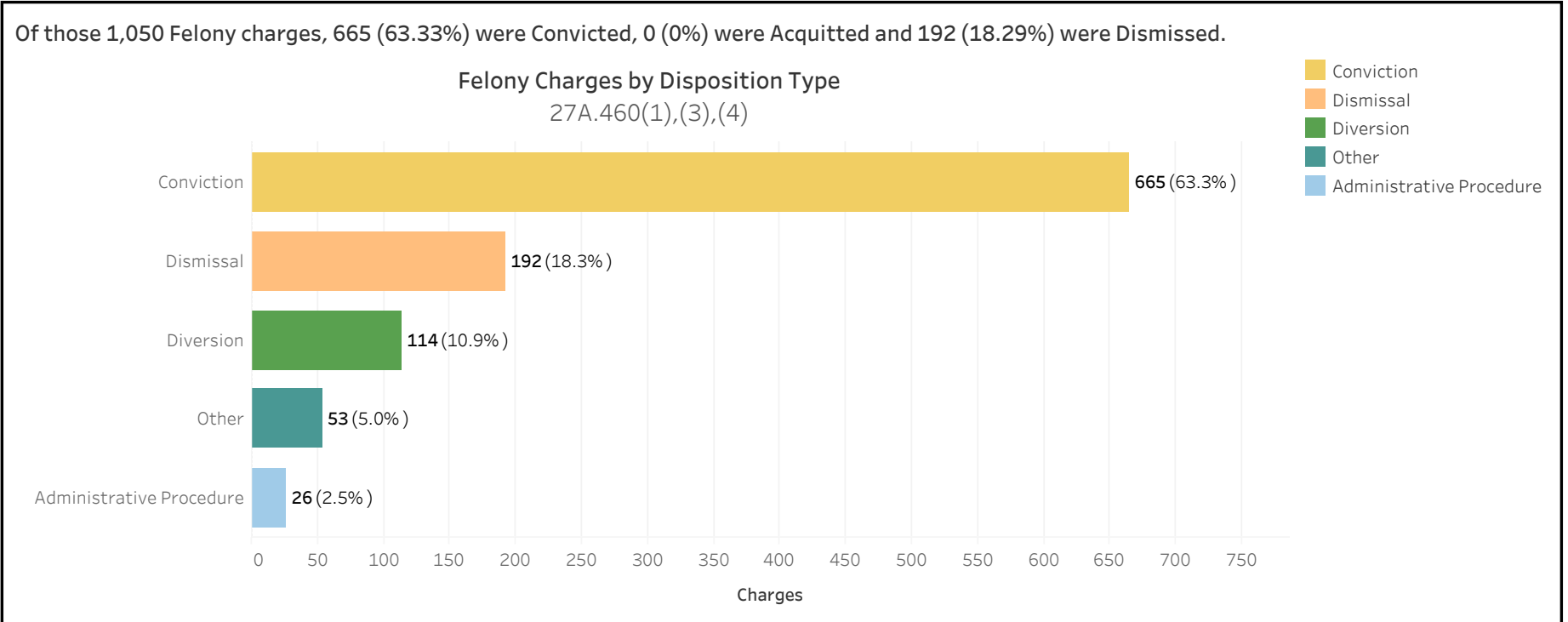


**ADMINISTRATIVE OFFICE OF THE COURTS**  
**Research and Statistics**  
 Annual Report FY 2023  
 Circuit Court - Felony Criminal Cases

**PULASKI COUNTY**

There were 1,050 Felony level charges and 38 Non-Felony level charges disposed within 671 Circuit Criminal cases during the Fiscal Year. Non-Felony charges include Misdemeanor, Violation, Local Ordinance or Other charges within those cases.

		Charges	Cases
PULASKI	Felony	1,050	638
	Felony amended to Non-Felony	38	



27A.460(1) Conviction Percentages  
 27A.460(3) Percentage of Acquittals  
 27A.460(4) Percentage of Dismissals

\* A case may consist of one or multiple convicted charges, the distinct count on cases counts the case only once.  
 \* Other Disposition types include: Denied, Extradition, Grand Jury, Granted, Merged, Mistrial, Grand Jury, Other, Remanded, and Sealed Records.



**ADMINISTRATIVE OFFICE OF THE COURTS**  
**Research and Statistics**  
 Annual Report FY 2023  
 Circuit Court - Felony Criminal Cases

**PULASKI COUNTY**

Felony Charges Convicted by Highest Penalty Type

Penalty Type	FELONY			MISDEMEANOR			Grand Total		
	Charges	% of Chgs	Cases	Charges	% of Chgs	Cases	Charges	% of Chgs	Cases
Incarcerated Prison	260	39.6%	163	3	3.1%	3	263	34.9%	164
Incarcerated Jail	116	17.7%	99	30	31.3%	26	146	19.4%	121
Alternative: Probation	273	41.6%	193	24	25.0%	21	297	39.4%	210
Alternative: Cond. Discharged				1	1.0%	1	1	0.1%	1
Alternative Sentence	2	0.3%	2	22	22.9%	16	24	3.2%	18
Pay Fine				5	5.2%	5	5	0.7%	5
Pay Court Cost	2	0.3%	2	2	2.1%	2	4	0.5%	4
Other Penalty	3	0.5%	3	8	8.3%	7	11	1.5%	10
No Sentence	1	0.2%	1	1	1.0%	1	2	0.3%	2
<b>Grand Total</b>	<b>657</b>	<b>100.0%</b>	<b>455</b>	<b>96</b>	<b>100.0%</b>	<b>80</b>	<b>753</b>	<b>100.0%</b>	<b>500</b>

27A.460(2) Percentages of fines, imprisonment, or other penalty assessment

Original & Final Plea Type

		GUILTY	NOT GUILTY	UNKNOWN PLEA TYPE	Grand Total
Felony Charges	Original Plea	604 (57.5%)	26 (2.5%)	420 (40.0%)	1,050 (100.0%)
	Final Plea	652 (62.1%)		398 (37.9%)	1,050 (100.0%)
Felony amended to Non-Felony	Original Plea	3 (7.9%)		35 (92.1%)	38 (100.0%)
	Final Plea	3 (7.9%)		35 (92.1%)	38 (100.0%)

27A.460(5) Percentage of pleas as charges

27A.460(6) Percentage of pleas to reduce charges

\* A case may consist of one or multiple convicted charges, the distinct count on cases counts the case only once.

\* Convicted charges, percent of charges and the distinct count of cases are sorted by the highest sentence penalty for each of the convicted charges (Guilty, Guilty - Multiple Counts, Prepayable Citation - Paid or Guilty - Sealed Sentence, Enhanced).





**ADMINISTRATIVE OFFICE OF THE COURTS**  
**Research and Statistics**  
 Annual Report FY 2023  
 Circuit Court - Felony Criminal Cases

**PULASKI COUNTY**

Cases can have multiple charges which are heard either by a Court Trial, Jury Trial, No Trial or by a combination of trial types. Cases are categorized by how all the charges within the case were disposed. If all charges were disposed by the same trial type, it is counted in the separate category, otherwise, it is counted within the Mixed Trial category. If a charge had no trial type entered or it had No Trial, then it is counted in the No Trial category.

Cases by Trial Type  
 27A.460(7), (8), (9), (10)

	Mixed Trial	No Trial	Grand Total
Felony Amended to Non-Felony	3 9.09%	30 90.91%	33 100.00%
Felony Charges	68 10.66%	570 89.34%	638 100.00%
Felony Convictions	49 10.75%	407 89.25%	456 100.00%

- 27A.460(7) Percentage of disposition to guilty as charged by trial
- 27A.460(8) Percentage of those found guilty of lesser charge by trial
- 27A.460(9) Percentage of cases where jury trial taken
- 27A.460(10) Percentage of trials which are bench (court) trials

Shock Probation by Disposition Type  
 27A.440(3)(b)

	Denied	Granted	Grand Total
0026090 SHOCK PROBATION IN FELONY CONVICTIONS	87 79.82%	22 20.18%	109 100.00%

27A.440(3)(b) Extracted data on shock probation shall be placed in the annual report of the Administrative Office of the Courts

\* A case may consist of one or multiple convicted charges, the distinct count on cases counts the case only once.  
 \* Other Disposition types include: Denied, Extradition, Grand Jury, Granted, Merged, Mistrial, Grand Jury, Other, Remanded, and Sealed Records.



**ADMINISTRATIVE OFFICE OF THE COURTS**  
**Research and Statistics**  
 Annual Report FY 2023  
 Circuit Court - Felony Criminal Cases  
**PULASKI COUNTY**

### Youthful Offenders

There were 0 Felony level charges and 0 Non-Felony level charges disposed within 0 Circuit Criminal cases during the fiscal year. Non-Felony charges include Misdemeanor, Violation, Local Ordinance, or Other charges within those cases.

27A.460(11)

	Charges	Cases
Felony		
Felony Amended to Non-Felony		

27A.460(11) The number of juvenile offenders tried as an adult

Of the 0 Felony level charges disposed within the Youthful Offender cases, 0 (None%) charges were convicted.

Youthful Offender

		Grand Total
Felony Charges by Disposition Type	0	0

Note: A youth charged prior to their 18th birthday, proceeded against as a youthful offender under KRS 635.020(7) may not be included in the above.

KRS 635.020(7) If a person who is eighteen (18) or older is charged with a felony that occurred prior to their eighteenth birthday, the court shall, upon motion of the county attorney made prior to adjudication and consultation with the Commonwealth's Attorney, the case may proceed in accordance with the provisions of KRS 640.010.

\* A case may consist of one or multiple convicted charges, the distinct count on cases counts the case only once.

\* Other disposition types include: Denied, Extradition, Grand Jury, Granted, Merged, Mistrial, Grand Jury, Other, Remanded, and Sealed Records.

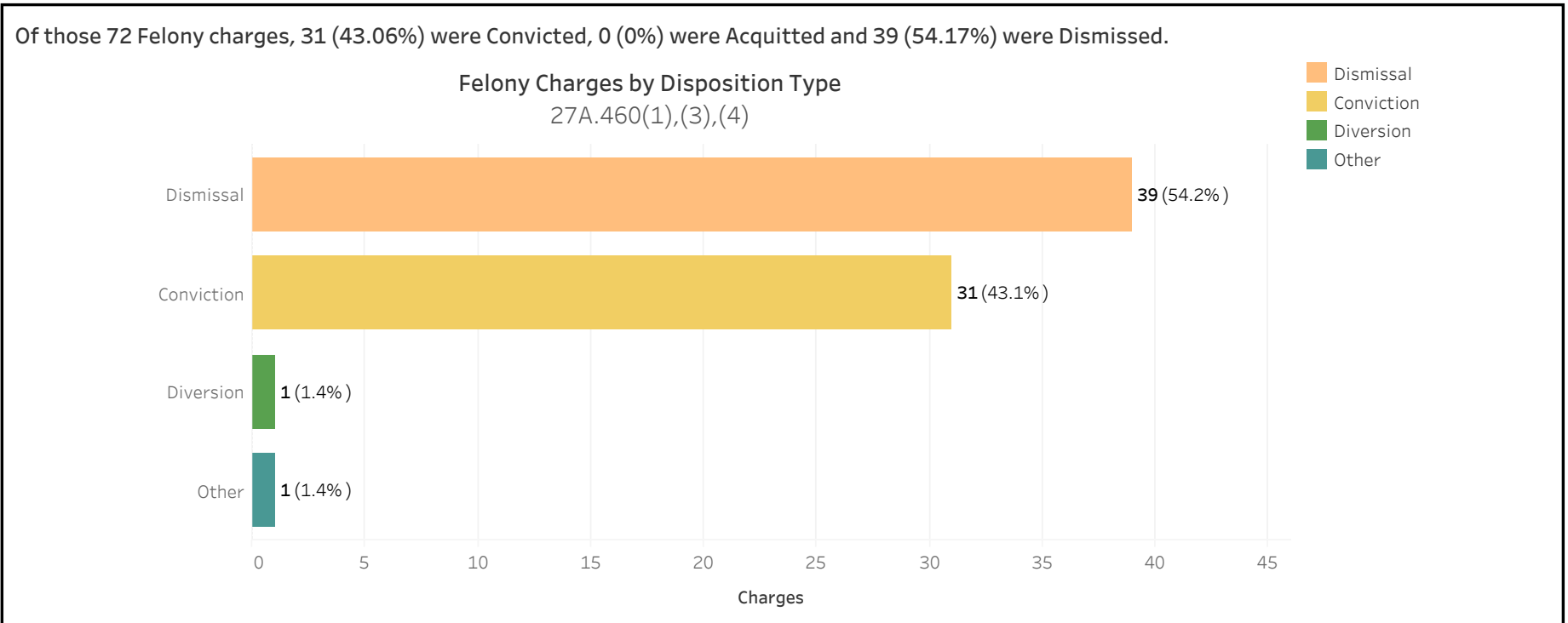


**ADMINISTRATIVE OFFICE OF THE COURTS**  
**Research and Statistics**  
 Annual Report FY 2023  
 Circuit Court - Felony Criminal Cases

**ROBERTSON COUNTY**

There were 72 Felony level charges and 7 Non-Felony level charges disposed within 31 Circuit Criminal cases during the Fiscal Year. Non-Felony charges include Misdemeanor, Violation, Local Ordinance or Other charges within those cases.

	Charges	Cases
ROBERTSON Felony	72	28
Felony amended to Non-Felony	7	



27A.460(1) Conviction Percentages  
 27A.460(3) Percentage of Acquittals  
 27A.460(4) Percentage of Dismissals

\* A case may consist of one or multiple convicted charges, the distinct count on cases counts the case only once.  
 \* Other Disposition types include: Denied, Extradition, Grand Jury, Granted, Merged, Mistrial, Grand Jury, Other, Remanded, and Sealed Records.



**ADMINISTRATIVE OFFICE OF THE COURTS**  
**Research and Statistics**  
 Annual Report FY 2023  
 Circuit Court - Felony Criminal Cases

**ROBERTSON COUNTY**

Felony Charges Convicted by Highest Penalty Type

Penalty Type	FELONY			MISDEMEANOR			VIOLATION			Grand Total		
	Charges	% of Chgs	Cases	Charges	% of Chgs	Cases	Charges	% of Chgs	Cases	Charges	% of Chgs	Cases
Incarcerated Prison	16	55.2%	9							16	29.1%	9
Incarcerated Jail	3	10.3%	2	16	69.6%	6				19	34.5%	8
Alternative: Probation				1	4.3%	1				1	1.8%	1
Alternative: Cond. Discharged	9	31.0%	6	3	13.0%	3				12	21.8%	7
Alternative Sentence	1	3.4%	1							1	1.8%	1
Pay Fine							3	100.0%	2	3	5.5%	2
No Sentence				3	13.0%	3				3	5.5%	3
<b>Grand Total</b>	<b>29</b>	<b>100.0%</b>	<b>17</b>	<b>23</b>	<b>100.0%</b>	<b>10</b>	<b>3</b>	<b>100.0%</b>	<b>2</b>	<b>55</b>	<b>100.0%</b>	<b>21</b>

27A.460(2) Percentages of fines, imprisonment, or other penalty assessment

Original & Final Plea Type

		GUILTY	NOT GUILTY	UNKNOWN PLEA TYPE	Grand Total
Felony Charges	Original Plea	2 (2.8%)	67 (93.1%)	3 (4.2%)	72 (100.0%)
	Final Plea	37 (51.4%)	32 (44.4%)	3 (4.2%)	72 (100.0%)
Felony amended to Non-Felony	Original Plea		7 (100.0%)		7 (100.0%)
	Final Plea	4 (57.1%)	3 (42.9%)		7 (100.0%)

27A.460(5) Percentage of pleas as charges

27A.460(6) Percentage of pleas to reduce charges

\* A case may consist of one or multiple convicted charges, the distinct count on cases counts the case only once.

\* Convicted charges, percent of charges and the distinct count of cases are sorted by the highest sentence penalty for each of the convicted charges (Guilty, Guilty - Multiple Counts, Prepayable Citation - Paid or Guilty - Sealed Sentence, Enhanced).



**ADMINISTRATIVE OFFICE OF THE COURTS**  
**Research and Statistics**  
 Annual Report FY 2023  
 Circuit Court - Felony Criminal Cases

**ROBERTSON COUNTY**

Cases can have multiple charges which are heard either by a Court Trial, Jury Trial, No Trial or by a combination of trial types. Cases are categorized by how all the charges within the case were disposed. If all charges were disposed by the same trial type, it is counted in the separate category, otherwise, it is counted within the Mixed Trial category. If a charge had no trial type entered or it had No Trial, then it is counted in the No Trial category.

Cases by Trial Type  
 27A.460(7), (8), (9), (10)

	Mixed Trial	No Trial	Grand Total
Felony Amended to Non-Felony		3	3
		100.00%	100.00%
Felony Charges	5	23	28
	17.86%	82.14%	100.00%
Felony Convictions	5	12	17
	29.41%	70.59%	100.00%

- 27A.460(7) Percentage of disposition to guilty as charged by trial
- 27A.460(8) Percentage of those found guilty of lesser charge by trial
- 27A.460(9) Percentage of cases where jury trial taken
- 27A.460(10) Percentage of trials which are bench (court) trials

Shock Probation by Disposition Type  
 27A.440(3)(b)

	Grand Total
0	0

27A.440(3)(b) Extracted data on shock probation shall be placed in the annual report of the Administrative Office of the Courts

\* A case may consist of one or multiple convicted charges, the distinct count on cases counts the case only once.  
 \* Other Disposition types include: Denied, Extradition, Grand Jury, Granted, Merged, Mistrial, Grand Jury, Other, Remanded, and Sealed Records.



**ADMINISTRATIVE OFFICE OF THE COURTS**  
**Research and Statistics**  
 Annual Report FY 2023  
 Circuit Court - Felony Criminal Cases  
**ROBERTSON COUNTY**

**Youthful Offenders**

There were 0 Felony level charges and 0 Non-Felony level charges disposed within 0 Circuit Criminal cases during the fiscal year. Non-Felony charges include Misdemeanor, Violation, Local Ordinance, or Other charges within those cases.

27A.460(11)

Charges	Cases
Felony	
Felony Amended to Non-Felony	

27A.460(11) The number of juvenile offenders tried as an adult

Of the 0 Felony level charges disposed within the Youthful Offender cases, 0 (None%) charges were convicted.

Youthful Offender

Felony Charges by Disposition Type	0	Grand Total	0

Note: A youth charged prior to their 18th birthday, proceeded against as a youthful offender under KRS 635.020(7) may not be included in the above.

KRS 635.020(7) If a person who is eighteen (18) or older is charged with a felony that occurred prior to their eighteenth birthday, the court shall, upon motion of the county attorney made prior to adjudication and consultation with the Commonwealth's Attorney, the case may proceed in accordance with the provisions of KRS 640.010.

\* A case may consist of one or multiple convicted charges, the distinct count on cases counts the case only once.

\* Other disposition types include: Denied, Extradition, Grand Jury, Granted, Merged, Mistrial, Grand Jury, Other, Remanded, and Sealed Records.

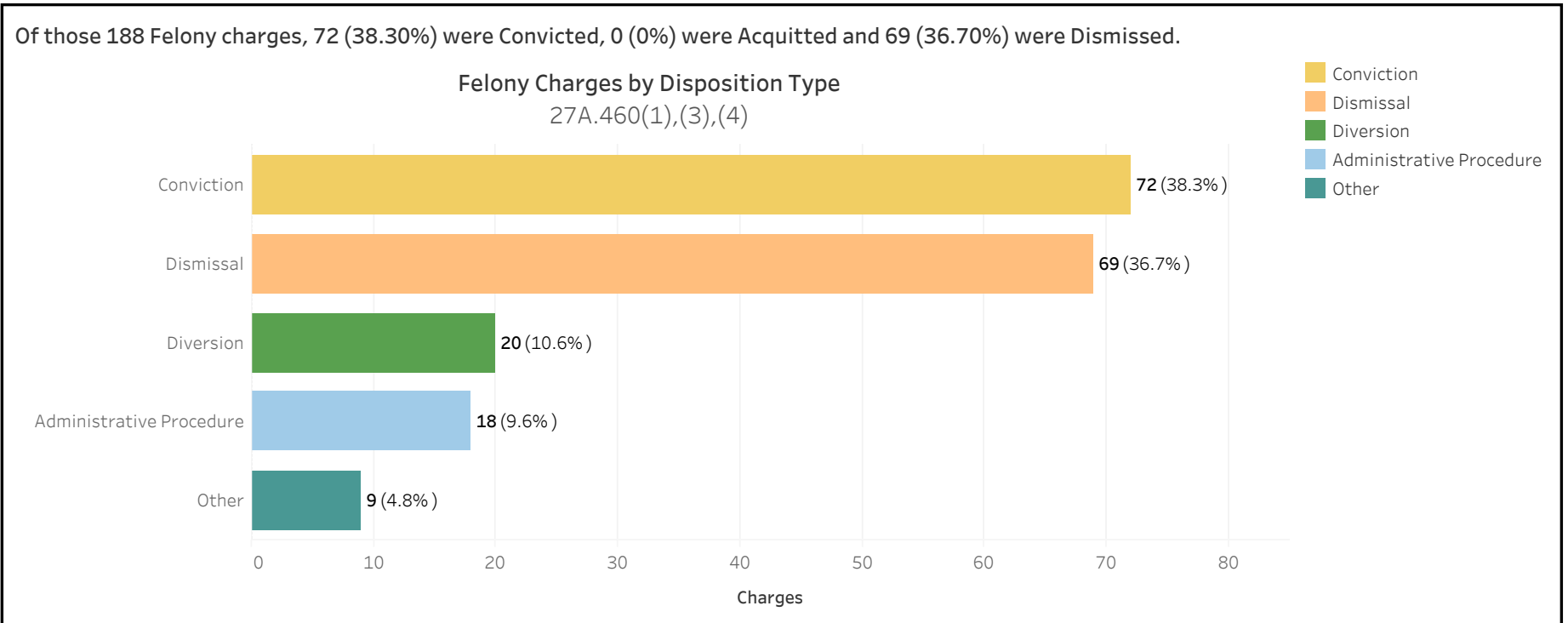


**ADMINISTRATIVE OFFICE OF THE COURTS**  
**Research and Statistics**  
 Annual Report FY 2023  
 Circuit Court - Felony Criminal Cases

**ROCKCASTLE COUNTY**

There were 188 Felony level charges and 8 Non-Felony level charges disposed within 130 Circuit Criminal cases during the Fiscal Year. Non-Felony charges include Misdemeanor, Violation, Local Ordinance or Other charges within those cases.

	Charges	Cases
ROCKCASTLE Felony	188	122
Felony amended to Non-Felony	8	



27A.460(1) Conviction Percentages  
 27A.460(3) Percentage of Acquittals  
 27A.460(4) Percentage of Dismissals

\* A case may consist of one or multiple convicted charges, the distinct count on cases counts the case only once.  
 \* Other Disposition types include: Denied, Extradition, Grand Jury, Granted, Merged, Mistrial, Grand Jury, Other, Remanded, and Sealed Records.



**ADMINISTRATIVE OFFICE OF THE COURTS**  
**Research and Statistics**  
 Annual Report FY 2023  
 Circuit Court - Felony Criminal Cases

**ROCKCASTLE COUNTY**

Felony Charges Convicted by Highest Penalty Type

Penalty Type	FELONY			MISDEMEANOR			Grand Total		
	Charges	% of Chgs	Cases	Charges	% of Chgs	Cases	Charges	% of Chgs	Cases
Incarcerated Prison	20	27.8%	16				20	20.6%	16
Incarcerated Jail	12	16.7%	12	9	36.0%	9	21	21.6%	19
Alternative: Probation	40	55.6%	35	6	24.0%	3	46	47.4%	35
Alternative: Cond. Discharged				7	28.0%	7	7	7.2%	7
Alternative Sentence				3	12.0%	3	3	3.1%	3
<b>Grand Total</b>	<b>72</b>	<b>100.0%</b>	<b>63</b>	<b>25</b>	<b>100.0%</b>	<b>21</b>	<b>97</b>	<b>100.0%</b>	<b>75</b>

27A.460(2) Percentages of fines, imprisonment, or other penalty assessment

Original & Final Plea Type

		GUILTY	NOT GUILTY	UNKNOWN PLEA TYPE	Grand Total
Felony Charges	Original Plea		9 (4.8%)	179 (95.2%)	188 (100.0%)
	Final Plea	9 (4.8%)		179 (95.2%)	188 (100.0%)
Felony amended to Non-Felony	Original Plea			8 (100.0%)	8 (100.0%)
	Final Plea			8 (100.0%)	8 (100.0%)

27A.460(5) Percentage of pleas as charges

27A.460(6) Percentage of pleas to reduce charges

\* A case may consist of one or multiple convicted charges, the distinct count on cases counts the case only once.

\* Convicted charges, percent of charges and the distinct count of cases are sorted by the highest sentence penalty for each of the convicted charges (Guilty, Guilty - Multiple Counts, Prepayable Citation - Paid or Guilty - Sealed Sentence, Enhanced).





**ADMINISTRATIVE OFFICE OF THE COURTS**  
**Research and Statistics**  
 Annual Report FY 2023  
 Circuit Court - Felony Criminal Cases

**ROCKCASTLE COUNTY**

Cases can have multiple charges which are heard either by a Court Trial, Jury Trial, No Trial or by a combination of trial types. Cases are categorized by how all the charges within the case were disposed. If all charges were disposed by the same trial type, it is counted in the separate category, otherwise, it is counted within the Mixed Trial category. If a charge had no trial type entered or it had No Trial, then it is counted in the No Trial category.

Cases by Trial Type  
 27A.460(7), (8), (9), (10)

	Mixed Trial	No Trial	Grand Total
Felony Amended to Non-Felony		8	8
		100.00%	100.00%
Felony Charges	9	113	122
	7.38%	92.62%	100.00%
Felony Convictions	8	55	63
	12.70%	87.30%	100.00%

- 27A.460(7) Percentage of disposition to guilty as charged by trial
- 27A.460(8) Percentage of those found guilty of lesser charge by trial
- 27A.460(9) Percentage of cases where jury trial taken
- 27A.460(10) Percentage of trials which are bench (court) trials

Shock Probation by Disposition Type  
 27A.440(3)(b)

	Denied	Granted	Grand Total
0026090 SHOCK PROBATION IN FELONY CONVICTIONS	10	2	12
	83.33%	16.67%	100.00%
0026100 SHOCK PROBATION IN MISDEMEANOR CONVICTIONS	2		2
	100.00%		100.00%

27A.440(3)(b) Extracted data on shock probation shall be placed in the annual report of the Administrative Office of the Courts

\* A case may consist of one or multiple convicted charges, the distinct count on cases counts the case only once.  
 \* Other Disposition types include: Denied, Extradition, Grand Jury, Granted, Merged, Mistrial, Grand Jury, Other, Remanded, and Sealed Records.



**ADMINISTRATIVE OFFICE OF THE COURTS**  
**Research and Statistics**  
 Annual Report FY 2023  
 Circuit Court - Felony Criminal Cases  
**ROCKCASTLE COUNTY**

### Youthful Offenders

There were 0 Felony level charges and 0 Non-Felony level charges disposed within 0 Circuit Criminal cases during the fiscal year. Non-Felony charges include Misdemeanor, Violation, Local Ordinance, or Other charges within those cases.

27A.460(11)

	Charges	Cases
Felony		
Felony Amended to Non-Felony		

27A.460(11) The number of juvenile offenders tried as an adult

Of the 0 Felony level charges disposed within the Youthful Offender cases, 0 (None%) charges were convicted.

Youthful Offender

		Grand Total
Felony Charges by Disposition Type	0	0

Note: A youth charged prior to their 18th birthday, proceeded against as a youthful offender under KRS 635.020(7) may not be included in the above.

KRS 635.020(7) If a person who is eighteen (18) or older is charged with a felony that occurred prior to their eighteenth birthday, the court shall, upon motion of the county attorney made prior to adjudication and consultation with the Commonwealth's Attorney, the case may proceed in accordance with the provisions of KRS 640.010.

\* A case may consist of one or multiple convicted charges, the distinct count on cases counts the case only once.

\* Other disposition types include: Denied, Extradition, Grand Jury, Granted, Merged, Mistrial, Grand Jury, Other, Remanded, and Sealed Records.

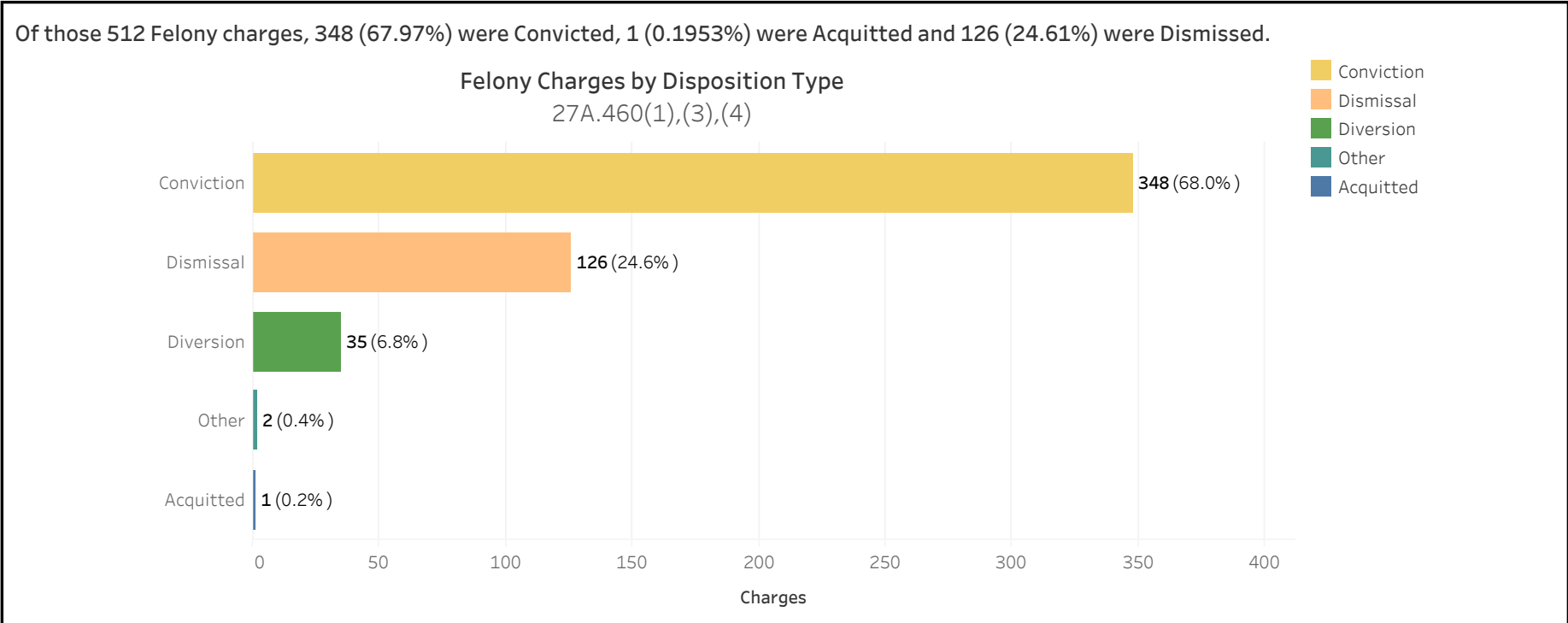


**ADMINISTRATIVE OFFICE OF THE COURTS**  
**Research and Statistics**  
 Annual Report FY 2023  
 Circuit Court - Felony Criminal Cases

**ROWAN COUNTY**

There were 512 Felony level charges and 35 Non-Felony level charges disposed within 328 Circuit Criminal cases during the Fiscal Year. Non-Felony charges include Misdemeanor, Violation, Local Ordinance or Other charges within those cases.

		Charges	Cases
ROWAN	Felony	512	295
	Felony amended to Non-Felony	35	



27A.460(1) Conviction Percentages  
 27A.460(3) Percentage of Acquittals  
 27A.460(4) Percentage of Dismissals

\* A case may consist of one or multiple convicted charges, the distinct count on cases counts the case only once.  
 \* Other Disposition types include: Denied, Extradition, Grand Jury, Granted, Merged, Mistrial, Grand Jury, Other, Remanded, and Sealed Records.



**ADMINISTRATIVE OFFICE OF THE COURTS**  
**Research and Statistics**  
 Annual Report FY 2023  
 Circuit Court - Felony Criminal Cases

**ROWAN COUNTY**

Felony Charges Convicted by Highest Penalty Type

Penalty Type	FELONY			MISDEMEANOR			VIOLATION			Grand Total		
	Charges	% of Chgs	Cases	Charges	% of Chgs	Cases	Charges	% of Chgs	Cases	Charges	% of Chgs	Cases
Incarcerated Prison	151	45.2%	84	8	2.8%	5				159	24.6%	84
Incarcerated Jail	36	10.8%	27	106	37.2%	53				142	21.9%	64
Alternative: Probation	7	2.1%	5	40	14.0%	26	1	3.6%	1	48	7.4%	30
Alternative Sentence	138	41.3%	99	119	41.8%	71	1	3.6%	1	258	39.9%	103
Pay Fine				2	0.7%	2	22	78.6%	11	24	3.7%	12
Other Penalty	2	0.6%	2	9	3.2%	5	3	10.7%	1	14	2.2%	8
No Sentence				1	0.4%	1	1	3.6%	1	2	0.3%	2
<b>Grand Total</b>	<b>334</b>	<b>100.0%</b>	<b>211</b>	<b>285</b>	<b>100.0%</b>	<b>155</b>	<b>28</b>	<b>100.0%</b>	<b>14</b>	<b>647</b>	<b>100.0%</b>	<b>242</b>

27A.460(2) Percentages of fines, imprisonment, or other penalty assessment

Original & Final Plea Type

		GUILTY	NOT GUILTY	UNKNOWN PLEA TYPE	Grand Total
Felony Charges	Original Plea		339 (66.2%)	173 (33.8%)	512 (100.0%)
	Final Plea	337 (65.8%)	2 (0.4%)	173 (33.8%)	512 (100.0%)
Felony amended to Non-Felony	Original Plea			35 (100.0%)	35 (100.0%)
	Final Plea			35 (100.0%)	35 (100.0%)

27A.460(5) Percentage of pleas as charges

27A.460(6) Percentage of pleas to reduce charges

\* A case may consist of one or multiple convicted charges, the distinct count on cases counts the case only once.

\* Convicted charges, percent of charges and the distinct count of cases are sorted by the highest sentence penalty for each of the convicted charges (Guilty, Guilty - Multiple Counts, Prepayable Citation - Paid or Guilty - Sealed Sentence, Enhanced).



**ADMINISTRATIVE OFFICE OF THE COURTS**  
**Research and Statistics**  
 Annual Report FY 2023  
 Circuit Court - Felony Criminal Cases

**ROWAN COUNTY**

Cases can have multiple charges which are heard either by a Court Trial, Jury Trial, No Trial or by a combination of trial types. Cases are categorized by how all the charges within the case were disposed. If all charges were disposed by the same trial type, it is counted in the separate category, otherwise, it is counted within the Mixed Trial category. If a charge had no trial type entered or it had No Trial, then it is counted in the No Trial category.

Cases by Trial Type  
 27A.460(7), (8), (9), (10)

	Jury Trial	Mixed Trial	No Trial	Grand Total
Felony Amended to Non-Felony		3 9.09%	30 90.91%	33 100.00%
Felony Charges	1 0.34%	17 5.76%	277 93.90%	295 100.00%
Felony Convictions		15 7.11%	196 92.89%	211 100.00%

- 27A.460(7) Percentage of disposition to guilty as charged by trial
- 27A.460(8) Percentage of those found guilty of lesser charge by trial
- 27A.460(9) Percentage of cases where jury trial taken
- 27A.460(10) Percentage of trials which are bench (court) trials

Shock Probation by Disposition Type  
 27A.440(3)(b)

	Denied	Granted	Grand Total
0026090 SHOCK PROBATION IN FELONY CONVICTIONS	27 75.00%	9 25.00%	36 100.00%
0026100 SHOCK PROBATION IN MISDEMEANOR CONVICTIONS	1 100.00%		1 100.00%

27A.440(3)(b) Extracted data on shock probation shall be placed in the annual report of the Administrative Office of the Courts

\* A case may consist of one or multiple convicted charges, the distinct count on cases counts the case only once.  
 \* Other Disposition types include: Denied, Extradition, Grand Jury, Granted, Merged, Mistrial, Grand Jury, Other, Remanded, and Sealed Records.



**ADMINISTRATIVE OFFICE OF THE COURTS**  
**Research and Statistics**  
 Annual Report FY 2023  
 Circuit Court - Felony Criminal Cases  
**ROWAN COUNTY**

### Youthful Offenders

There were 0 Felony level charges and 0 Non-Felony level charges disposed within 0 Circuit Criminal cases during the fiscal year. Non-Felony charges include Misdemeanor, Violation, Local Ordinance, or Other charges within those cases.

27A.460(11)

	Charges	Cases
Felony		
Felony Amended to Non-Felony		

27A.460(11) The number of juvenile offenders tried as an adult

Of the 0 Felony level charges disposed within the Youthful Offender cases, 0 (None%) charges were convicted.

Youthful Offender

		Grand Total
Felony Charges by Disposition Type	0	0

Note: A youth charged prior to their 18th birthday, proceeded against as a youthful offender under KRS 635.020(7) may not be included in the above.

KRS 635.020(7) If a person who is eighteen (18) or older is charged with a felony that occurred prior to their eighteenth birthday, the court shall, upon motion of the county attorney made prior to adjudication and consultation with the Commonwealth's Attorney, the case may proceed in accordance with the provisions of KRS 640.010.

\* A case may consist of one or multiple convicted charges, the distinct count on cases counts the case only once.

\* Other disposition types include: Denied, Extradition, Grand Jury, Granted, Merged, Mistrial, Grand Jury, Other, Remanded, and Sealed Records.

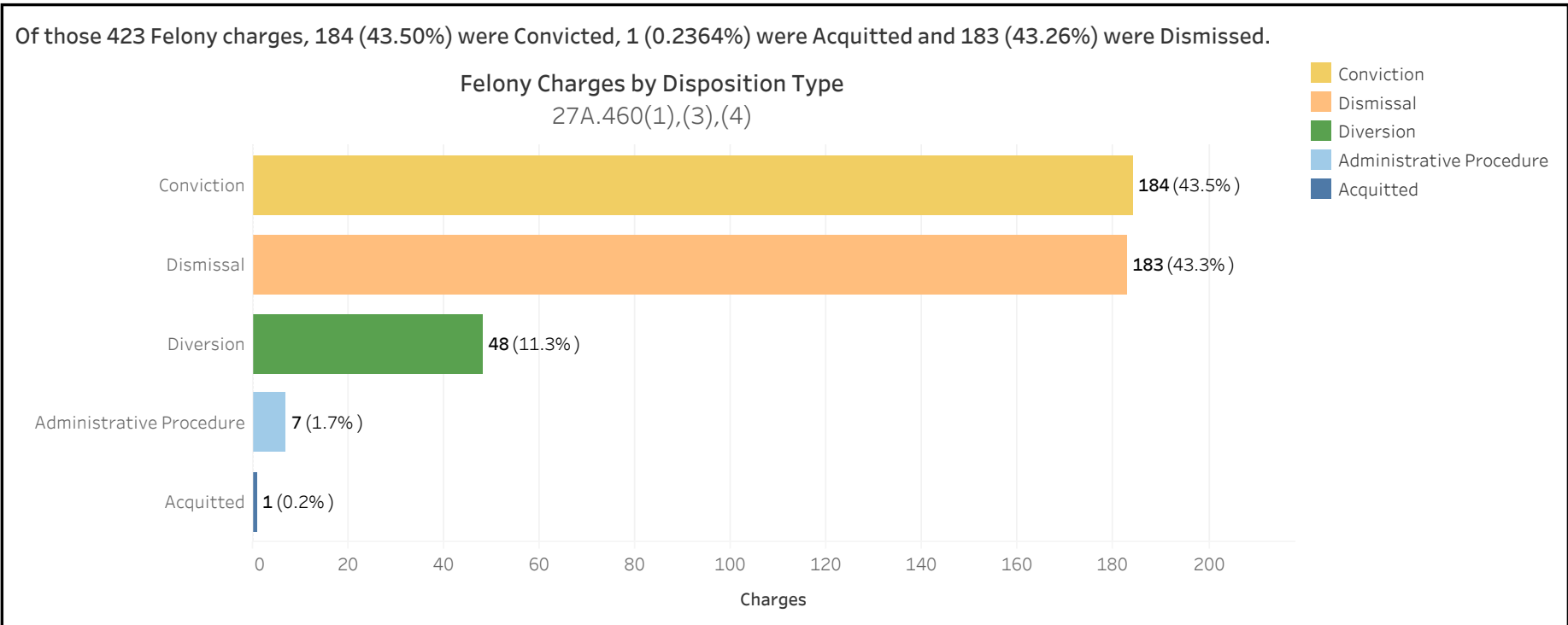


**ADMINISTRATIVE OFFICE OF THE COURTS**  
**Research and Statistics**  
 Annual Report FY 2023  
 Circuit Court - Felony Criminal Cases

**RUSSELL COUNTY**

There were 423 Felony level charges and 26 Non-Felony level charges disposed within 253 Circuit Criminal cases during the Fiscal Year. Non-Felony charges include Misdemeanor, Violation, Local Ordinance or Other charges within those cases.

		Charges	Cases
RUSSELL	Felony	423	230
	Felony amended to Non-Felony	26	



27A.460(1) Conviction Percentages  
 27A.460(3) Percentage of Acquittals  
 27A.460(4) Percentage of Dismissals

\* A case may consist of one or multiple convicted charges, the distinct count on cases counts the case only once.  
 \* Other Disposition types include: Denied, Extradition, Grand Jury, Granted, Merged, Mistrial, Grand Jury, Other, Remanded, and Sealed Records.



**ADMINISTRATIVE OFFICE OF THE COURTS**  
**Research and Statistics**  
 Annual Report FY 2023  
 Circuit Court - Felony Criminal Cases

**RUSSELL COUNTY**

Felony Charges Convicted by Highest Penalty Type

Penalty Type	FELONY			MISDEMEANOR			VIOLATION			Grand Total		
	Charges	% of Chgs	Cases	Charges	% of Chgs	Cases	Charges	% of Chgs	Cases	Charges	% of Chgs	Cases
Incarcerated Prison	99	55.0%	53							99	30.6%	53
Incarcerated Jail	3	1.7%	2	54	38.6%	35				57	17.6%	35
Alternative: Home Incarcerati..	2	1.1%	2	3	2.1%	1				5	1.5%	3
Alternative: Probation	21	11.7%	18	38	27.1%	25				59	18.2%	34
Alternative Sentence	49	27.2%	30	26	18.6%	16	3	75.0%	1	78	24.1%	35
Pay Court Cost	4	2.2%	4	1	0.7%	1				5	1.5%	5
Other Penalty	2	1.1%	2	13	9.3%	11	1	25.0%	1	16	4.9%	12
No Sentence				5	3.6%	2				5	1.5%	2
<b>Grand Total</b>	<b>180</b>	<b>100.0%</b>	<b>106</b>	<b>140</b>	<b>100.0%</b>	<b>81</b>	<b>4</b>	<b>100.0%</b>	<b>2</b>	<b>324</b>	<b>100.0%</b>	<b>128</b>

27A.460(2) Percentages of fines, imprisonment, or other penalty assessment

Original & Final Plea Type

		GUILTY	NOT GUILTY	UNKNOWN PLEA TYPE	Grand Total
Felony Charges	Original Plea	64 (15.1%)	346 (81.8%)	13 (3.1%)	423 (100.0%)
	Final Plea	307 (72.6%)	103 (24.3%)	13 (3.1%)	423 (100.0%)
Felony amended to Non-Felony	Original Plea		23 (88.5%)	3 (11.5%)	26 (100.0%)
	Final Plea		23 (88.5%)	3 (11.5%)	26 (100.0%)

27A.460(5) Percentage of pleas as charges

27A.460(6) Percentage of pleas to reduce charges

\* A case may consist of one or multiple convicted charges, the distinct count on cases counts the case only once.

\* Convicted charges, percent of charges and the distinct count of cases are sorted by the highest sentence penalty for each of the convicted charges (Guilty, Guilty - Multiple Counts, Prepayable Citation - Paid or Guilty - Sealed Sentence, Enhanced).





**ADMINISTRATIVE OFFICE OF THE COURTS**  
**Research and Statistics**  
 Annual Report FY 2023  
 Circuit Court - Felony Criminal Cases

**RUSSELL COUNTY**

Cases can have multiple charges which are heard either by a Court Trial, Jury Trial, No Trial or by a combination of trial types. Cases are categorized by how all the charges within the case were disposed. If all charges were disposed by the same trial type, it is counted in the separate category, otherwise, it is counted within the Mixed Trial category. If a charge had no trial type entered or it had No Trial, then it is counted in the No Trial category.

Cases by Trial Type  
 27A.460(7), (8), (9), (10)

	Mixed Trial	No Trial	Grand Total
Felony Amended to Non-Felony	2 8.70%	21 91.30%	23 100.00%
Felony Charges	6 2.61%	224 97.39%	230 100.00%
Felony Convictions	6 5.61%	101 94.39%	107 100.00%

- 27A.460(7) Percentage of disposition to guilty as charged by trial
- 27A.460(8) Percentage of those found guilty of lesser charge by trial
- 27A.460(9) Percentage of cases where jury trial taken
- 27A.460(10) Percentage of trials which are bench (court) trials

Shock Probation by Disposition Type  
 27A.440(3)(b)

	Denied	Granted	Grand Total
0026090 SHOCK PROBATION IN FELONY CONVICTIONS	28 93.33%	2 6.67%	30 100.00%

27A.440(3)(b) Extracted data on shock probation shall be placed in the annual report of the Administrative Office of the Courts

\* A case may consist of one or multiple convicted charges, the distinct count on cases counts the case only once.  
 \* Other Disposition types include: Denied, Extradition, Grand Jury, Granted, Merged, Mistrial, Grand Jury, Other, Remanded, and Sealed Records.



**ADMINISTRATIVE OFFICE OF THE COURTS**  
**Research and Statistics**  
 Annual Report FY 2023  
 Circuit Court - Felony Criminal Cases  
**RUSSELL COUNTY**

**Youthful Offenders**

There were 1 Felony level charges and 0 Non-Felony level charges disposed within 1 Circuit Criminal cases during the fiscal year. Non-Felony charges include Misdemeanor, Violation, Local Ordinance, or Other charges within those cases.

27A.460(11)

	Charges	Cases
Felony	1	1
Felony Amended to Non-Felony	0	0

27A.460(11) The number of juvenile offenders tried as an adult

Of the 1 Felony level charges disposed within the Youthful Offender cases, 0 (0%) charges were convicted.

Youthful Offender

	Diversion	Grand Total
Felony Charges by Disposition Type	1	1

Note: A youth charged prior to their 18th birthday, proceeded against as a youthful offender under KRS 635.020(7) may not be included in the above.

KRS 635.020(7) If a person who is eighteen (18) or older is charged with a felony that occurred prior to their eighteenth birthday, the court shall, upon motion of the county attorney made prior to adjudication and consultation with the Commonwealth's Attorney, the case may proceed in accordance with the provisions of KRS 640.010.

\* A case may consist of one or multiple convicted charges, the distinct count on cases counts the case only once.

\* Other disposition types include: Denied, Extradition, Grand Jury, Granted, Merged, Mistrial, Grand Jury, Other, Remanded, and Sealed Records.

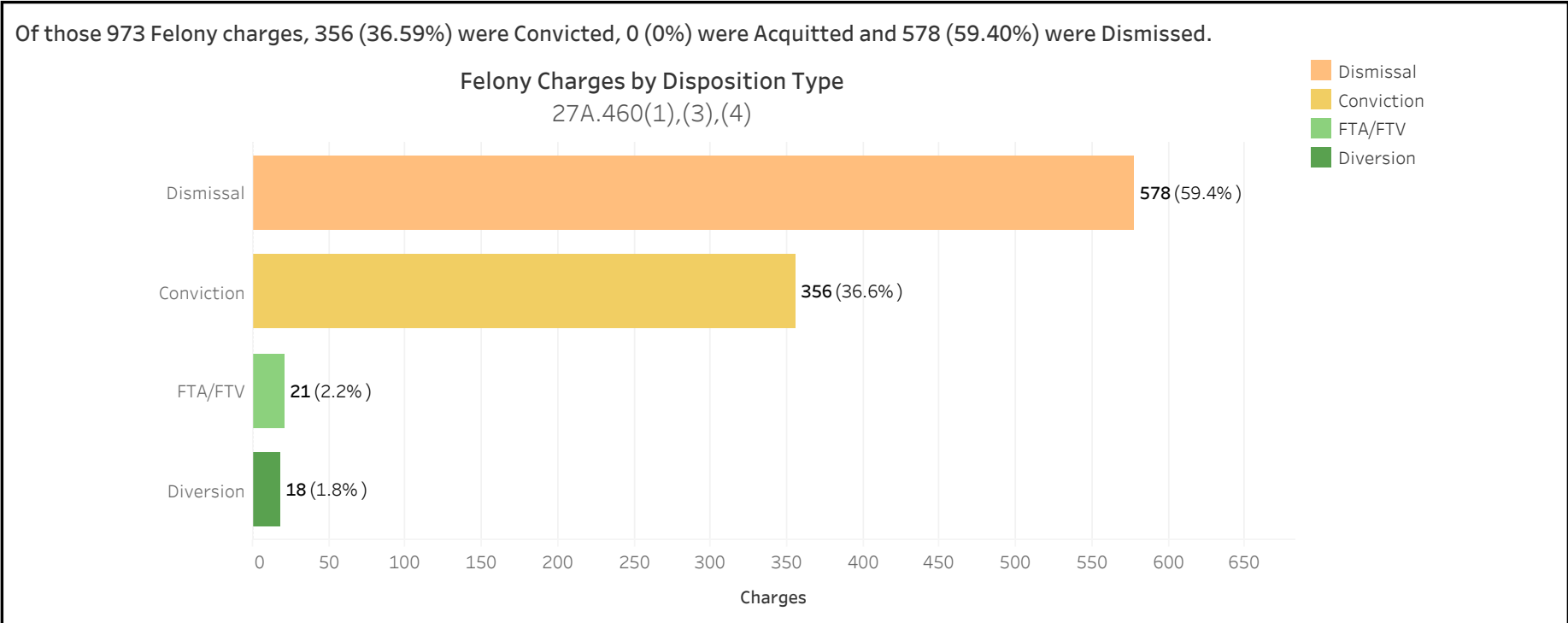


**ADMINISTRATIVE OFFICE OF THE COURTS**  
**Research and Statistics**  
 Annual Report FY 2023  
 Circuit Court - Felony Criminal Cases

**SCOTT COUNTY**

There were 973 Felony level charges and 48 Non-Felony level charges disposed within 540 Circuit Criminal cases during the Fiscal Year. Non-Felony charges include Misdemeanor, Violation, Local Ordinance or Other charges within those cases.

		Charges	Cases
SCOTT	Felony	973	504
	Felony amended to Non-Felony	48	



27A.460(1) Conviction Percentages  
 27A.460(3) Percentage of Acquittals  
 27A.460(4) Percentage of Dismissals

\* A case may consist of one or multiple convicted charges, the distinct count on cases counts the case only once.  
 \* Other Disposition types include: Denied, Extradition, Grand Jury, Granted, Merged, Mistrial, Grand Jury, Other, Remanded, and Sealed Records.



**ADMINISTRATIVE OFFICE OF THE COURTS**  
**Research and Statistics**  
 Annual Report FY 2023  
 Circuit Court - Felony Criminal Cases

**SCOTT COUNTY**

Felony Charges Convicted by Highest Penalty Type

Penalty Type	FELONY			MISDEMEANOR			VIOLATION			Grand Total		
	Charges	% of Chgs	Cases	Charges	% of Chgs	Cases	Charges	% of Chgs	Cases	Charges	% of Chgs	Cases
Incarcerated Prison	98	27.8%	51							98	15.8%	51
Incarcerated Jail	34	9.6%	18	84	32.8%	46				118	19.0%	55
Alternative: Probation	4	1.1%	4	3	1.2%	3				7	1.1%	7
Alternative Sentence	154	43.6%	146	59	23.0%	51				213	34.3%	177
Pay Fine				25	9.8%	21	12	100.0%	7	37	6.0%	26
Pay Court Cost	1	0.3%	1	1	0.4%	1				2	0.3%	2
Other Penalty	58	16.4%	34	82	32.0%	38				140	22.5%	62
No Sentence	4	1.1%	4	2	0.8%	2				6	1.0%	6
<b>Grand Total</b>	<b>353</b>	<b>100.0%</b>	<b>225</b>	<b>256</b>	<b>100.0%</b>	<b>131</b>	<b>12</b>	<b>100.0%</b>	<b>7</b>	<b>621</b>	<b>100.0%</b>	<b>257</b>

27A.460(2) Percentages of fines, imprisonment, or other penalty assessment

Original & Final Plea Type

		GUILTY	NOT GUILTY	UNKNOWN PLEA TYPE	Grand Total
Felony Charges	Original Plea	33 (3.4%)	336 (34.5%)	604 (62.1%)	973 (100.0%)
	Final Plea	367 (37.7%)	2 (0.2%)	604 (62.1%)	973 (100.0%)
Felony amended to Non-Felony	Original Plea			48 (100.0%)	48 (100.0%)
	Final Plea			48 (100.0%)	48 (100.0%)

27A.460(5) Percentage of pleas as charges

27A.460(6) Percentage of pleas to reduce charges

\* A case may consist of one or multiple convicted charges, the distinct count on cases counts the case only once.

\* Convicted charges, percent of charges and the distinct count of cases are sorted by the highest sentence penalty for each of the convicted charges (Guilty, Guilty - Multiple Counts, Prepayable Citation - Paid or Guilty - Sealed Sentence, Enhanced).



**ADMINISTRATIVE OFFICE OF THE COURTS**  
**Research and Statistics**  
 Annual Report FY 2023  
 Circuit Court - Felony Criminal Cases

**SCOTT COUNTY**

Cases can have multiple charges which are heard either by a Court Trial, Jury Trial, No Trial or by a combination of trial types. Cases are categorized by how all the charges within the case were disposed. If all charges were disposed by the same trial type, it is counted in the separate category, otherwise, it is counted within the Mixed Trial category. If a charge had no trial type entered or it had No Trial, then it is counted in the No Trial category.

Cases by Trial Type  
 27A.460(7), (8), (9), (10)

	Court Trial	Mixed Trial	No Trial	Grand Total
Felony Amended to Non-Felony		9	27	36
		25.00%	75.00%	100.00%
Felony Charges	1	58	445	504
	0.20%	11.51%	88.29%	100.00%
Felony Convictions	1	53	171	225
	0.44%	23.56%	76.00%	100.00%

- 27A.460(7) Percentage of disposition to guilty as charged by trial
- 27A.460(8) Percentage of those found guilty of lesser charge by trial
- 27A.460(9) Percentage of cases where jury trial taken
- 27A.460(10) Percentage of trials which are bench (court) trials

Shock Probation by Disposition Type  
 27A.440(3)(b)

	Denied	Granted	Withdrawn	Grand Total
0026090 SHOCK PROBATION IN FELONY CONVICTIONS	16	11	2	29
	55.17%	37.93%	6.90%	100.00%

27A.440(3)(b) Extracted data on shock probation shall be placed in the annual report of the Administrative Office of the Courts

\* A case may consist of one or multiple convicted charges, the distinct count on cases counts the case only once.  
 \* Other Disposition types include: Denied, Extradition, Grand Jury, Granted, Merged, Mistrial, Grand Jury, Other, Remanded, and Sealed Records.



**ADMINISTRATIVE OFFICE OF THE COURTS**  
**Research and Statistics**  
 Annual Report FY 2023  
 Circuit Court - Felony Criminal Cases  
**SCOTT COUNTY**

**Youthful Offenders**

There were 8 Felony level charges and 0 Non-Felony level charges disposed within 6 Circuit Criminal cases during the fiscal year. Non-Felony charges include Misdemeanor, Violation, Local Ordinance, or Other charges within those cases.

27A.460(11)

	Charges	Cases
Felony	8	6
Felony Amended to Non-Felony	0	0

27A.460(11) The number of juvenile offenders tried as an adult

Of the 8 Felony level charges disposed within the Youthful Offender cases, 2 (25.00%) charges were convicted.

Youthful Offender

	Conviction	Dismissal	Grand Total
Felony Charges by Disposition Type	2	6	8

Note: A youth charged prior to their 18th birthday, proceeded against as a youthful offender under KRS 635.020(7) may not be included in the above.

KRS 635.020(7) If a person who is eighteen (18) or older is charged with a felony that occurred prior to their eighteenth birthday, the court shall, upon motion of the county attorney made prior to adjudication and consultation with the Commonwealth's Attorney, the case may proceed in accordance with the provisions of KRS 640.010.

\* A case may consist of one or multiple convicted charges, the distinct count on cases counts the case only once.

\* Other disposition types include: Denied, Extradition, Grand Jury, Granted, Merged, Mistrial, Grand Jury, Other, Remanded, and Sealed Records.

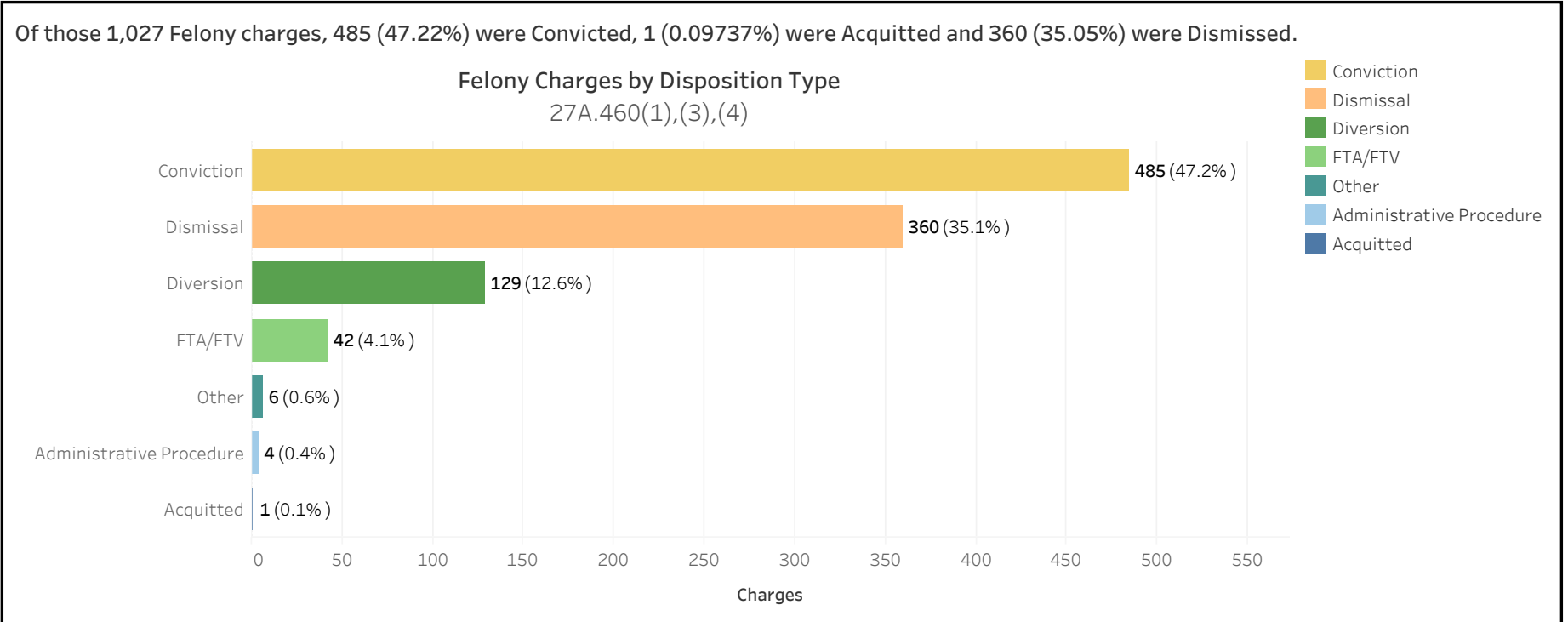


**ADMINISTRATIVE OFFICE OF THE COURTS**  
**Research and Statistics**  
 Annual Report FY 2023  
 Circuit Court - Felony Criminal Cases

**SHELBY COUNTY**

There were 1,027 Felony level charges and 43 Non-Felony level charges disposed within 603 Circuit Criminal cases during the Fiscal Year. Non-Felony charges include Misdemeanor, Violation, Local Ordinance or Other charges within those cases.

		Charges	Cases
SHELBY	Felony	1,027	564
	Felony amended to Non-Felony	43	



27A.460(1) Conviction Percentages  
 27A.460(3) Percentage of Acquittals  
 27A.460(4) Percentage of Dismissals

\* A case may consist of one or multiple convicted charges, the distinct count on cases counts the case only once.  
 \* Other Disposition types include: Denied, Extradition, Grand Jury, Granted, Merged, Mistrial, Grand Jury, Other, Remanded, and Sealed Records.



**ADMINISTRATIVE OFFICE OF THE COURTS**  
**Research and Statistics**  
 Annual Report FY 2023  
 Circuit Court - Felony Criminal Cases

**SHELBY COUNTY**

Felony Charges Convicted by Highest Penalty Type

Penalty Type	FELONY			MISDEMEANOR			VIOLATION			Grand Total		
	Charges	% of Chgs	Cases	Charges	% of Chgs	Cases	Charges	% of Chgs	Cases	Charges	% of Chgs	Cases
Incarcerated Prison	149	30.8%	58	2	0.4%	2				151	15.5%	59
Incarcerated Jail	40	8.3%	25	81	17.9%	46	1	2.6%	1	122	12.5%	62
Alternative: Home Incarcerati..				1	0.2%	1				1	0.1%	1
Alternative: Probation	2	0.4%	2	1	0.2%	1				3	0.3%	3
Alternative: Cond. Discharged	1	0.2%	1	81	17.9%	53				82	8.4%	54
Alternative Sentence	274	56.6%	179	219	48.3%	125	10	25.6%	9	503	51.5%	206
Pay Fine				4	0.9%	4	16	41.0%	12	20	2.0%	16
Pay Court Cost				5	1.1%	5				5	0.5%	5
Other Penalty	1	0.2%	1	50	11.0%	21	11	28.2%	9	62	6.4%	29
No Sentence	17	3.5%	13	9	2.0%	7	1	2.6%	1	27	2.8%	13
<b>Grand Total</b>	<b>484</b>	<b>100.0%</b>	<b>270</b>	<b>453</b>	<b>100.0%</b>	<b>246</b>	<b>39</b>	<b>100.0%</b>	<b>30</b>	<b>976</b>	<b>100.0%</b>	<b>365</b>

27A.460(2) Percentages of fines, imprisonment, or other penalty assessment

Original & Final Plea Type

		GUILTY	NOT GUILTY	UNKNOWN PLEA TYPE	Grand Total
Felony Charges	Original Plea	197 (19.2%)	260 (25.3%)	570 (55.5%)	1,027 (100.0%)
	Final Plea	457 (44.5%)		570 (55.5%)	1,027 (100.0%)
Felony amended to Non-Felony	Original Plea			43 (100.0%)	43 (100.0%)
	Final Plea			43 (100.0%)	43 (100.0%)

27A.460(5) Percentage of pleas as charges

27A.460(6) Percentage of pleas to reduce charges

\* A case may consist of one or multiple convicted charges, the distinct count on cases counts the case only once.

\* Convicted charges, percent of charges and the distinct count of cases are sorted by the highest sentence penalty for each of the convicted charges (Guilty, Guilty - Multiple Counts, Prepayable Citation - Paid or Guilty - Sealed Sentence, Enhanced).





**ADMINISTRATIVE OFFICE OF THE COURTS**  
**Research and Statistics**  
 Annual Report FY 2023  
 Circuit Court - Felony Criminal Cases

**SHELBY COUNTY**

Cases can have multiple charges which are heard either by a Court Trial, Jury Trial, No Trial or by a combination of trial types. Cases are categorized by how all the charges within the case were disposed. If all charges were disposed by the same trial type, it is counted in the separate category, otherwise, it is counted within the Mixed Trial category. If a charge had no trial type entered or it had No Trial, then it is counted in the No Trial category.

Cases by Trial Type  
 27A.460(7), (8), (9), (10)

	Mixed Trial	No Trial	Grand Total
Felony Amended to Non-Felony	2 5.13%	37 94.87%	39 100.00%
Felony Charges	35 6.21%	529 93.79%	564 100.00%
Felony Convictions	28 10.29%	244 89.71%	272 100.00%

- 27A.460(7) Percentage of disposition to guilty as charged by trial
- 27A.460(8) Percentage of those found guilty of lesser charge by trial
- 27A.460(9) Percentage of cases where jury trial taken
- 27A.460(10) Percentage of trials which are bench (court) trials

Shock Probation by Disposition Type  
 27A.440(3)(b)

	Denied	Granted	Grand Total
0026090 SHOCK PROBATION IN FELONY CONVICTIONS	19 86.36%	3 13.64%	22 100.00%

27A.440(3)(b) Extracted data on shock probation shall be placed in the annual report of the Administrative Office of the Courts

\* A case may consist of one or multiple convicted charges, the distinct count on cases counts the case only once.  
 \* Other Disposition types include: Denied, Extradition, Grand Jury, Granted, Merged, Mistrial, Grand Jury, Other, Remanded, and Sealed Records.



**ADMINISTRATIVE OFFICE OF THE COURTS**  
**Research and Statistics**  
 Annual Report FY 2023  
 Circuit Court - Felony Criminal Cases  
**SHELBY COUNTY**

### Youthful Offenders

There were 7 Felony level charges and 0 Non-Felony level charges disposed within 2 Circuit Criminal cases during the fiscal year. Non-Felony charges include Misdemeanor, Violation, Local Ordinance, or Other charges within those cases.

27A.460(11)

	Charges	Cases
Felony	7	2
Felony Amended to Non-Felony	0	0

27A.460(11) The number of juvenile offenders tried as an adult

Of the 7 Felony level charges disposed within the Youthful Offender cases, 0 (0%) charges were convicted.

Youthful Offender

	Dismissal	Others	Grand Total
Felony Charges by Disposition Type	1	6	7

Note: A youth charged prior to their 18th birthday, proceeded against as a youthful offender under KRS 635.020(7) may not be included in the above.

KRS 635.020(7) If a person who is eighteen (18) or older is charged with a felony that occurred prior to their eighteenth birthday, the court shall, upon motion of the county attorney made prior to adjudication and consultation with the Commonwealth's Attorney, the case may proceed in accordance with the provisions of KRS 640.010.

\* A case may consist of one or multiple convicted charges, the distinct count on cases counts the case only once.

\* Other disposition types include: Denied, Extradition, Grand Jury, Granted, Merged, Mistrial, Grand Jury, Other, Remanded, and Sealed Records.

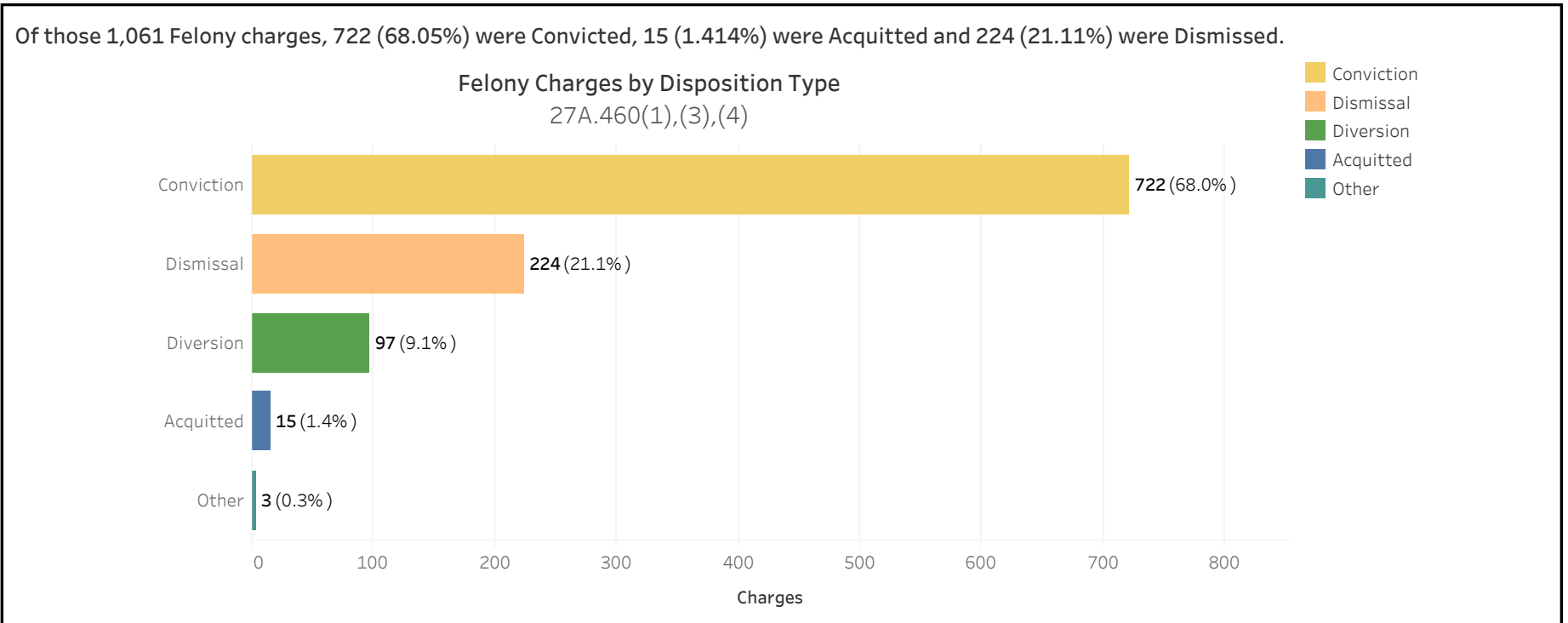


**ADMINISTRATIVE OFFICE OF THE COURTS**  
**Research and Statistics**  
 Annual Report FY 2023  
 Circuit Court - Felony Criminal Cases

### SIMPSON COUNTY

There were 1,061 Felony level charges and 31 Non-Felony level charges disposed within 561 Circuit Criminal cases during the Fiscal Year. Non-Felony charges include Misdemeanor, Violation, Local Ordinance or Other charges within those cases.

		Charges	Cases
SIMPSON	Felony	1,061	539
	Felony amended to Non-Felony	31	



27A.460(1) Conviction Percentages  
 27A.460(3) Percentage of Acquittals  
 27A.460(4) Percentage of Dismissals

\* A case may consist of one or multiple convicted charges, the distinct count on cases counts the case only once.  
 \* Other Disposition types include: Denied, Extradition, Grand Jury, Granted, Merged, Mistrial, Grand Jury, Other, Remanded, and Sealed Records.



**ADMINISTRATIVE OFFICE OF THE COURTS**  
**Research and Statistics**  
 Annual Report FY 2023  
 Circuit Court - Felony Criminal Cases

**SIMPSON COUNTY**

Felony Charges Convicted by Highest Penalty Type

Penalty Type	FELONY			MISDEMEANOR			VIOLATION			Grand Total		
	Charges	% of Chgs	Cases	Charges	% of Chgs	Cases	Charges	% of Chgs	Cases	Charges	% of Chgs	Cases
Incarcerated Prison	152	23.0%	83	1	0.2%	1	1	1.4%	1	154	11.2%	84
Incarcerated Jail	41	6.2%	26	149	23.0%	65				190	13.8%	67
Alternative: Probation	448	67.9%	273	454	70.2%	183	1	1.4%	1	903	65.6%	273
Alternative: Cond. Discharged	10	1.5%	7	27	4.2%	17				37	2.7%	21
Alternative Sentence	5	0.8%	5	15	2.3%	13	60	87.0%	37	80	5.8%	48
Other Penalty							7	10.1%	6	7	0.5%	6
No Sentence	4	0.6%	3	1	0.2%	1				5	0.4%	4
<b>Grand Total</b>	<b>660</b>	<b>100.0%</b>	<b>384</b>	<b>647</b>	<b>100.0%</b>	<b>269</b>	<b>69</b>	<b>100.0%</b>	<b>45</b>	<b>1,376</b>	<b>100.0%</b>	<b>400</b>

27A.460(2) Percentages of fines, imprisonment, or other penalty assessment

Original & Final Plea Type

		GUILTY	NOT GUILTY	UNKNOWN PLEA TYPE	Grand Total
Felony Charges	Original Plea		8 (0.8%)	1,053 (99.2%)	1,061 (100.0%)
	Final Plea	7 (0.7%)	1 (0.1%)	1,053 (99.2%)	1,061 (100.0%)
Felony amended to Non-Felony	Original Plea			31 (100.0%)	31 (100.0%)
	Final Plea			31 (100.0%)	31 (100.0%)

27A.460(5) Percentage of pleas as charges

27A.460(6) Percentage of pleas to reduce charges

\* A case may consist of one or multiple convicted charges, the distinct count on cases counts the case only once.

\* Convicted charges, percent of charges and the distinct count of cases are sorted by the highest sentence penalty for each of the convicted charges (Guilty, Guilty - Multiple Counts, Prepayable Citation - Paid or Guilty - Sealed Sentence, Enhanced).



**ADMINISTRATIVE OFFICE OF THE COURTS**  
**Research and Statistics**  
 Annual Report FY 2023  
 Circuit Court - Felony Criminal Cases

**SIMPSON COUNTY**

Cases can have multiple charges which are heard either by a Court Trial, Jury Trial, No Trial or by a combination of trial types. Cases are categorized by how all the charges within the case were disposed. If all charges were disposed by the same trial type, it is counted in the separate category, otherwise, it is counted within the Mixed Trial category. If a charge had no trial type entered or it had No Trial, then it is counted in the No Trial category.

Cases by Trial Type  
 27A.460(7), (8), (9), (10)

	Jury Trial	Mixed Trial	No Trial	Grand Total
Felony Amended to Non-Felony		2 9.09%	20 90.91%	22 100.00%
Felony Charges	1 0.19%	23 4.27%	515 95.55%	539 100.00%
Felony Convictions		9 2.33%	377 97.67%	386 100.00%

- 27A.460(7) Percentage of disposition to guilty as charged by trial
- 27A.460(8) Percentage of those found guilty of lesser charge by trial
- 27A.460(9) Percentage of cases where jury trial taken
- 27A.460(10) Percentage of trials which are bench (court) trials

Shock Probation by Disposition Type  
 27A.440(3)(b)

	Denied	Granted	Grand Total
0026090 SHOCK PROBATION IN FELONY CONVICTIONS	51 50.00%	51 50.00%	102 100.00%

27A.440(3)(b) Extracted data on shock probation shall be placed in the annual report of the Administrative Office of the Courts

\* A case may consist of one or multiple convicted charges, the distinct count on cases counts the case only once.  
 \* Other Disposition types include: Denied, Extradition, Grand Jury, Granted, Merged, Mistrial, Grand Jury, Other, Remanded, and Sealed Records.



**ADMINISTRATIVE OFFICE OF THE COURTS**  
**Research and Statistics**  
 Annual Report FY 2023  
 Circuit Court - Felony Criminal Cases  
**SIMPSON COUNTY**

### Youthful Offenders

There were 0 Felony level charges and 0 Non-Felony level charges disposed within 0 Circuit Criminal cases during the fiscal year. Non-Felony charges include Misdemeanor, Violation, Local Ordinance, or Other charges within those cases.

27A.460(11)

	Charges	Cases
Felony		
Felony Amended to Non-Felony		

27A.460(11) The number of juvenile offenders tried as an adult

Of the 0 Felony level charges disposed within the Youthful Offender cases, 0 (None%) charges were convicted.

Youthful Offender

		Grand Total
Felony Charges by Disposition Type	0	0

Note: A youth charged prior to their 18th birthday, proceeded against as a youthful offender under KRS 635.020(7) may not be included in the above.

KRS 635.020(7) If a person who is eighteen (18) or older is charged with a felony that occurred prior to their eighteenth birthday, the court shall, upon motion of the county attorney made prior to adjudication and consultation with the Commonwealth's Attorney, the case may proceed in accordance with the provisions of KRS 640.010.

\* A case may consist of one or multiple convicted charges, the distinct count on cases counts the case only once.

\* Other disposition types include: Denied, Extradition, Grand Jury, Granted, Merged, Mistrial, Grand Jury, Other, Remanded, and Sealed Records.

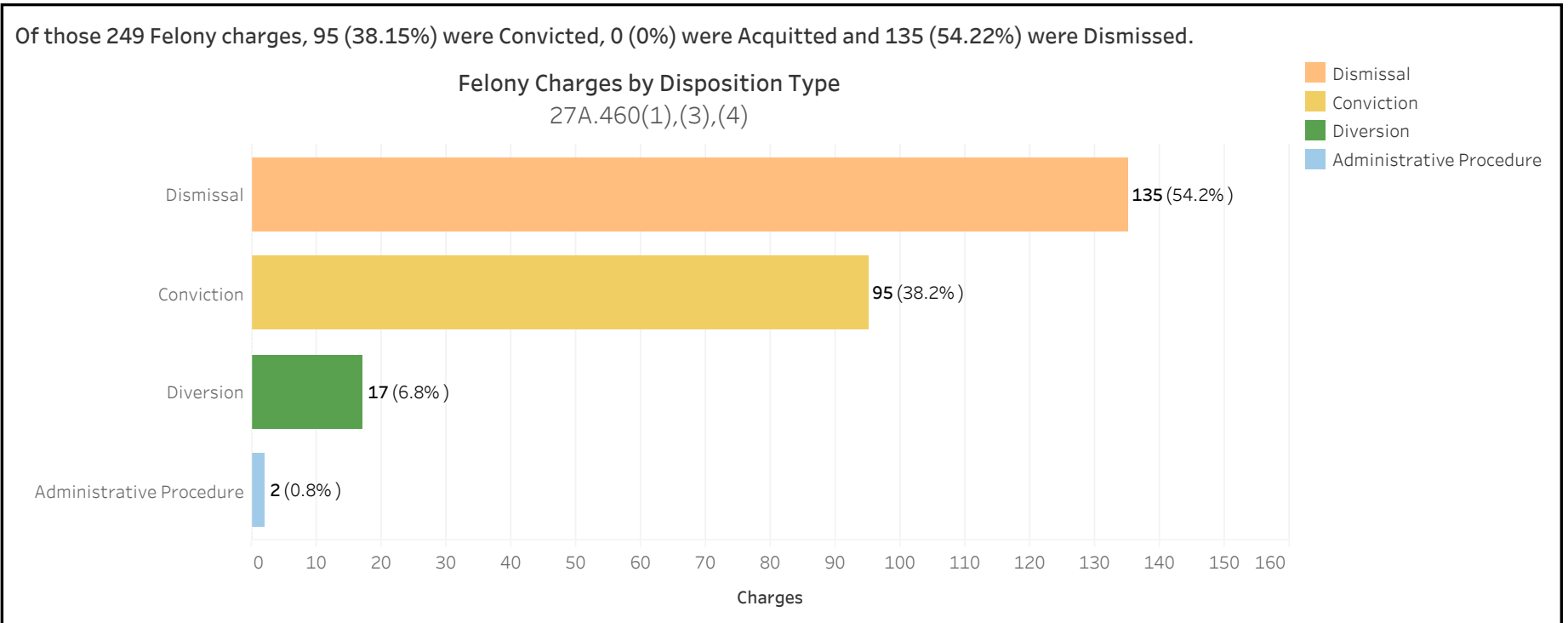


**ADMINISTRATIVE OFFICE OF THE COURTS**  
**Research and Statistics**  
 Annual Report FY 2023  
 Circuit Court - Felony Criminal Cases

**SPENCER COUNTY**

There were 249 Felony level charges and 8 Non-Felony level charges disposed within 155 Circuit Criminal cases during the Fiscal Year. Non-Felony charges include Misdemeanor, Violation, Local Ordinance or Other charges within those cases.

		Charges	Cases
SPENCER	Felony	249	148
	Felony amended to Non-Felony	8	



27A.460(1) Conviction Percentages  
 27A.460(3) Percentage of Acquittals  
 27A.460(4) Percentage of Dismissals

\* A case may consist of one or multiple convicted charges, the distinct count on cases counts the case only once.  
 \* Other Disposition types include: Denied, Extradition, Grand Jury, Granted, Merged, Mistrial, Grand Jury, Other, Remanded, and Sealed Records.



**ADMINISTRATIVE OFFICE OF THE COURTS**  
**Research and Statistics**  
 Annual Report FY 2023  
 Circuit Court - Felony Criminal Cases

**SPENCER COUNTY**

Felony Charges Convicted by Highest Penalty Type

Penalty Type	FELONY			MISDEMEANOR			VIOLATION			Grand Total		
	Charges	% of Chgs	Cases	Charges	% of Chgs	Cases	Charges	% of Chgs	Cases	Charges	% of Chgs	Cases
Incarcerated Prison	14	14.7%	12							14	8.0%	12
Incarcerated Jail	7	7.4%	6	13	17.1%	9				20	11.5%	10
Alternative: Probation	2	2.1%	2	1	1.3%	1				3	1.7%	3
Alternative: Cond. Discharged	1	1.1%	1	20	26.3%	13				21	12.1%	14
Alternative Sentence	64	67.4%	49	30	39.5%	22				94	54.0%	53
Pay Fine				2	2.6%	2	1	33.3%	1	3	1.7%	3
Other Penalty	6	6.3%	5	10	13.2%	8	2	66.7%	2	18	10.3%	10
No Sentence	1	1.1%	1							1	0.6%	1
<b>Grand Total</b>	<b>95</b>	<b>100.0%</b>	<b>67</b>	<b>76</b>	<b>100.0%</b>	<b>51</b>	<b>3</b>	<b>100.0%</b>	<b>3</b>	<b>174</b>	<b>100.0%</b>	<b>84</b>

27A.460(2) Percentages of fines, imprisonment, or other penalty assessment

Original & Final Plea Type

		GUILTY	NOT GUILTY	UNKNOWN PLEA TYPE	Grand Total
Felony Charges	Original Plea		4 (1.6%)	245 (98.4%)	249 (100.0%)
	Final Plea	4 (1.6%)		245 (98.4%)	249 (100.0%)
Felony amended to Non-Felony	Original Plea			8 (100.0%)	8 (100.0%)
	Final Plea			8 (100.0%)	8 (100.0%)

27A.460(5) Percentage of pleas as charges

27A.460(6) Percentage of pleas to reduce charges

\* A case may consist of one or multiple convicted charges, the distinct count on cases counts the case only once.

\* Convicted charges, percent of charges and the distinct count of cases are sorted by the highest sentence penalty for each of the convicted charges (Guilty, Guilty - Multiple Counts, Prepayable Citation - Paid or Guilty - Sealed Sentence, Enhanced).





**ADMINISTRATIVE OFFICE OF THE COURTS**  
**Research and Statistics**  
 Annual Report FY 2023  
 Circuit Court - Felony Criminal Cases

**SPENCER COUNTY**

Cases can have multiple charges which are heard either by a Court Trial, Jury Trial, No Trial or by a combination of trial types. Cases are categorized by how all the charges within the case were disposed. If all charges were disposed by the same trial type, it is counted in the separate category, otherwise, it is counted within the Mixed Trial category. If a charge had no trial type entered or it had No Trial, then it is counted in the No Trial category.

Cases by Trial Type  
 27A.460(7), (8), (9), (10)

	Mixed Trial	No Trial	Grand Total
Felony Amended to Non-Felony		7	7
		100.00%	100.00%
Felony Charges	14	134	148
	9.46%	90.54%	100.00%
Felony Convictions	12	55	67
	17.91%	82.09%	100.00%

- 27A.460(7) Percentage of disposition to guilty as charged by trial
- 27A.460(8) Percentage of those found guilty of lesser charge by trial
- 27A.460(9) Percentage of cases where jury trial taken
- 27A.460(10) Percentage of trials which are bench (court) trials

Shock Probation by Disposition Type  
 27A.440(3)(b)

	Denied	Grand Total
0026090 SHOCK PROBATION IN FELONY CONVICTIONS	1	1
	100.00%	100.00%

27A.440(3)(b) Extracted data on shock probation shall be placed in the annual report of the Administrative Office of the Courts

\* A case may consist of one or multiple convicted charges, the distinct count on cases counts the case only once.  
 \* Other Disposition types include: Denied, Extradition, Grand Jury, Granted, Merged, Mistrial, Grand Jury, Other, Remanded, and Sealed Records.



**ADMINISTRATIVE OFFICE OF THE COURTS**  
**Research and Statistics**  
 Annual Report FY 2023  
 Circuit Court - Felony Criminal Cases  
**SPENCER COUNTY**

### Youthful Offenders

There were 0 Felony level charges and 0 Non-Felony level charges disposed within 0 Circuit Criminal cases during the fiscal year. Non-Felony charges include Misdemeanor, Violation, Local Ordinance, or Other charges within those cases.

27A.460(11)

	Charges	Cases
Felony		
Felony Amended to Non-Felony		

27A.460(11) The number of juvenile offenders tried as an adult

Of the 0 Felony level charges disposed within the Youthful Offender cases, 0 (None%) charges were convicted.

Youthful Offender

		Grand Total
Felony Charges by Disposition Type	0	0

Note: A youth charged prior to their 18th birthday, proceeded against as a youthful offender under KRS 635.020(7) may not be included in the above.

KRS 635.020(7) If a person who is eighteen (18) or older is charged with a felony that occurred prior to their eighteenth birthday, the court shall, upon motion of the county attorney made prior to adjudication and consultation with the Commonwealth's Attorney, the case may proceed in accordance with the provisions of KRS 640.010.

\* A case may consist of one or multiple convicted charges, the distinct count on cases counts the case only once.

\* Other disposition types include: Denied, Extradition, Grand Jury, Granted, Merged, Mistrial, Grand Jury, Other, Remanded, and Sealed Records.

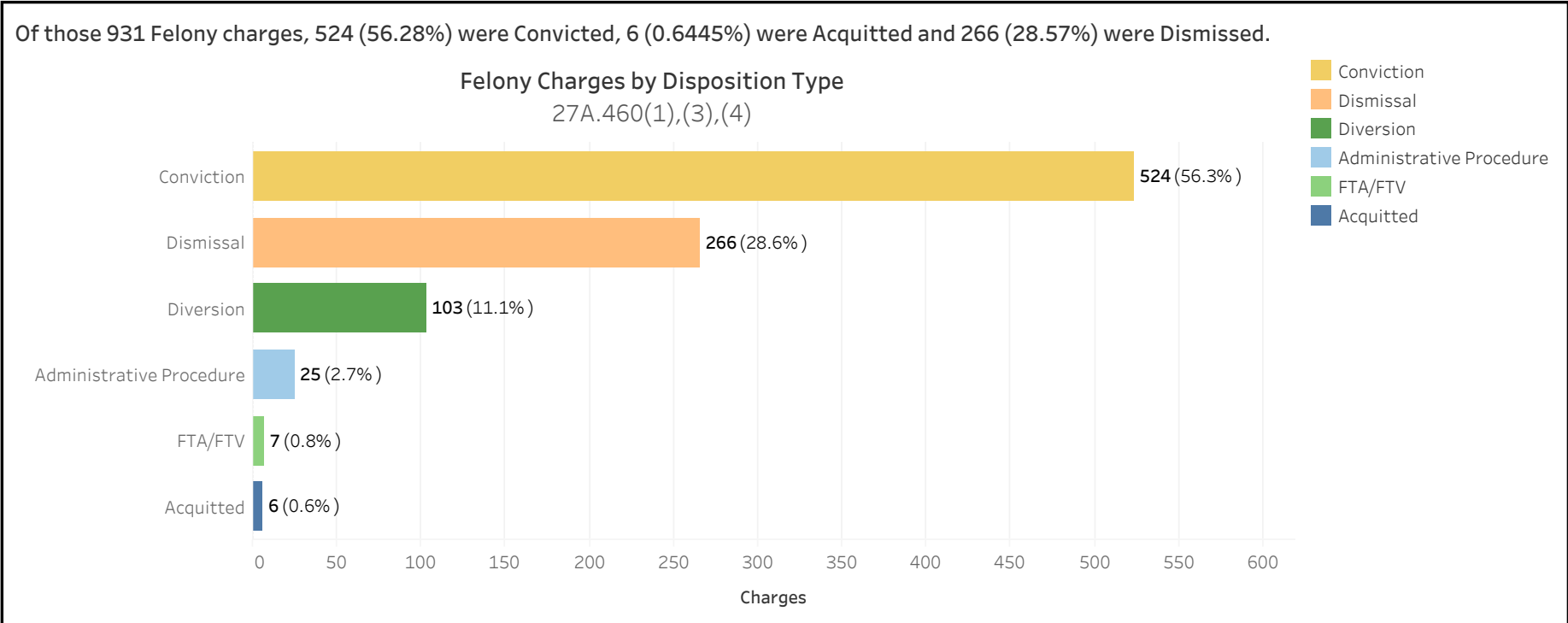


**ADMINISTRATIVE OFFICE OF THE COURTS**  
**Research and Statistics**  
 Annual Report FY 2023  
 Circuit Court - Felony Criminal Cases

**TAYLOR COUNTY**

There were 931 Felony level charges and 54 Non-Felony level charges disposed within 438 Circuit Criminal cases during the Fiscal Year. Non-Felony charges include Misdemeanor, Violation, Local Ordinance or Other charges within those cases.

		Charges	Cases
TAYLOR	Felony	931	401
	Felony amended to Non-Felony	54	



27A.460(1) Conviction Percentages  
 27A.460(3) Percentage of Acquittals  
 27A.460(4) Percentage of Dismissals

\* A case may consist of one or multiple convicted charges, the distinct count on cases counts the case only once.  
 \* Other Disposition types include: Denied, Extradition, Grand Jury, Granted, Merged, Mistrial, Grand Jury, Other, Remanded, and Sealed Records.



**ADMINISTRATIVE OFFICE OF THE COURTS**  
**Research and Statistics**  
 Annual Report FY 2023  
 Circuit Court - Felony Criminal Cases

**TAYLOR COUNTY**

Felony Charges Convicted by Highest Penalty Type

Penalty Type	FELONY			MISDEMEANOR			VIOLATION			Grand Total		
	Charges	% of Chgs	Cases	Charges	% of Chgs	Cases	Charges	% of Chgs	Cases	Charges	% of Chgs	Cases
Incarcerated Prison	277	53.0%	68	4	0.9%	3				281	25.0%	68
Incarcerated Jail	58	11.1%	34	150	33.1%	59				208	18.5%	74
Alternative: Probation	2	0.4%	2	7	1.5%	4				9	0.8%	5
Alternative Sentence	81	15.5%	80	56	12.4%	54	2	1.3%	2	139	12.3%	133
Pay Fine				1	0.2%	1	8	5.3%	6	9	0.8%	7
Pay Court Cost	2	0.4%	2	3	0.7%	3				5	0.4%	5
Other Penalty	100	19.1%	53	225	49.7%	106	130	86.7%	47	455	40.4%	145
No Sentence	3	0.6%	2	7	1.5%	5	10	6.7%	4	20	1.8%	8
<b>Grand Total</b>	<b>523</b>	<b>100.0%</b>	<b>208</b>	<b>453</b>	<b>100.0%</b>	<b>193</b>	<b>150</b>	<b>100.0%</b>	<b>55</b>	<b>1,126</b>	<b>100.0%</b>	<b>284</b>

27A.460(2) Percentages of fines, imprisonment, or other penalty assessment

Original & Final Plea Type

		GUILTY	NOT GUILTY	UNKNOWN PLEA TYPE	Grand Total
Felony Charges	Original Plea	4 (0.4%)	219 (23.5%)	708 (76.0%)	931 (100.0%)
	Final Plea	201 (21.6%)	22 (2.4%)	708 (76.0%)	931 (100.0%)
Felony amended to Non-Felony	Original Plea		2 (3.7%)	52 (96.3%)	54 (100.0%)
	Final Plea		2 (3.7%)	52 (96.3%)	54 (100.0%)

27A.460(5) Percentage of pleas as charges

27A.460(6) Percentage of pleas to reduce charges

\* A case may consist of one or multiple convicted charges, the distinct count on cases counts the case only once.

\* Convicted charges, percent of charges and the distinct count of cases are sorted by the highest sentence penalty for each of the convicted charges (Guilty, Guilty - Multiple Counts, Prepayable Citation - Paid or Guilty - Sealed Sentence, Enhanced).



**ADMINISTRATIVE OFFICE OF THE COURTS**  
**Research and Statistics**  
 Annual Report FY 2023  
 Circuit Court - Felony Criminal Cases

**TAYLOR COUNTY**

Cases can have multiple charges which are heard either by a Court Trial, Jury Trial, No Trial or by a combination of trial types. Cases are categorized by how all the charges within the case were disposed. If all charges were disposed by the same trial type, it is counted in the separate category, otherwise, it is counted within the Mixed Trial category. If a charge had no trial type entered or it had No Trial, then it is counted in the No Trial category.

Cases by Trial Type  
 27A.460(7), (8), (9), (10)

	Jury Trial	Mixed Trial	No Trial	Grand Total
Felony Amended to Non-Felony	1 2.70%		36 97.30%	37 100.00%
Felony Charges	3 0.75%	4 1.00%	394 98.25%	401 100.00%
Felony Convictions	1 0.48%	3 1.44%	204 98.08%	208 100.00%

- 27A.460(7) Percentage of disposition to guilty as charged by trial
- 27A.460(8) Percentage of those found guilty of lesser charge by trial
- 27A.460(9) Percentage of cases where jury trial taken
- 27A.460(10) Percentage of trials which are bench (court) trials

Shock Probation by Disposition Type  
 27A.440(3)(b)

	Denied	Granted	Grand Total
0026090 SHOCK PROBATION IN FELONY CONVICTIONS	26 89.66%	3 10.34%	29 100.00%

27A.440(3)(b) Extracted data on shock probation shall be placed in the annual report of the Administrative Office of the Courts

\* A case may consist of one or multiple convicted charges, the distinct count on cases counts the case only once.  
 \* Other Disposition types include: Denied, Extradition, Grand Jury, Granted, Merged, Mistrial, Grand Jury, Other, Remanded, and Sealed Records.



**ADMINISTRATIVE OFFICE OF THE COURTS**  
**Research and Statistics**  
 Annual Report FY 2023  
 Circuit Court - Felony Criminal Cases  
**TAYLOR COUNTY**

### Youthful Offenders

There were 2 Felony level charges and 0 Non-Felony level charges disposed within 1 Circuit Criminal cases during the fiscal year. Non-Felony charges include Misdemeanor, Violation, Local Ordinance, or Other charges within those cases.

27A.460(11)

	Charges	Cases
Felony	2	1
Felony Amended to Non-Felony	0	0

27A.460(11) The number of juvenile offenders tried as an adult

Of the 2 Felony level charges disposed within the Youthful Offender cases, 2 (100.0%) charges were convicted.

Youthful Offender

	Conviction	Grand Total
Felony Charges by Disposition Type	2	2

Note: A youth charged prior to their 18th birthday, proceeded against as a youthful offender under KRS 635.020(7) may not be included in the above.

KRS 635.020(7) If a person who is eighteen (18) or older is charged with a felony that occurred prior to their eighteenth birthday, the court shall, upon motion of the county attorney made prior to adjudication and consultation with the Commonwealth's Attorney, the case may proceed in accordance with the provisions of KRS 640.010.

\* A case may consist of one or multiple convicted charges, the distinct count on cases counts the case only once.

\* Other disposition types include: Denied, Extradition, Grand Jury, Granted, Merged, Mistrial, Grand Jury, Other, Remanded, and Sealed Records.

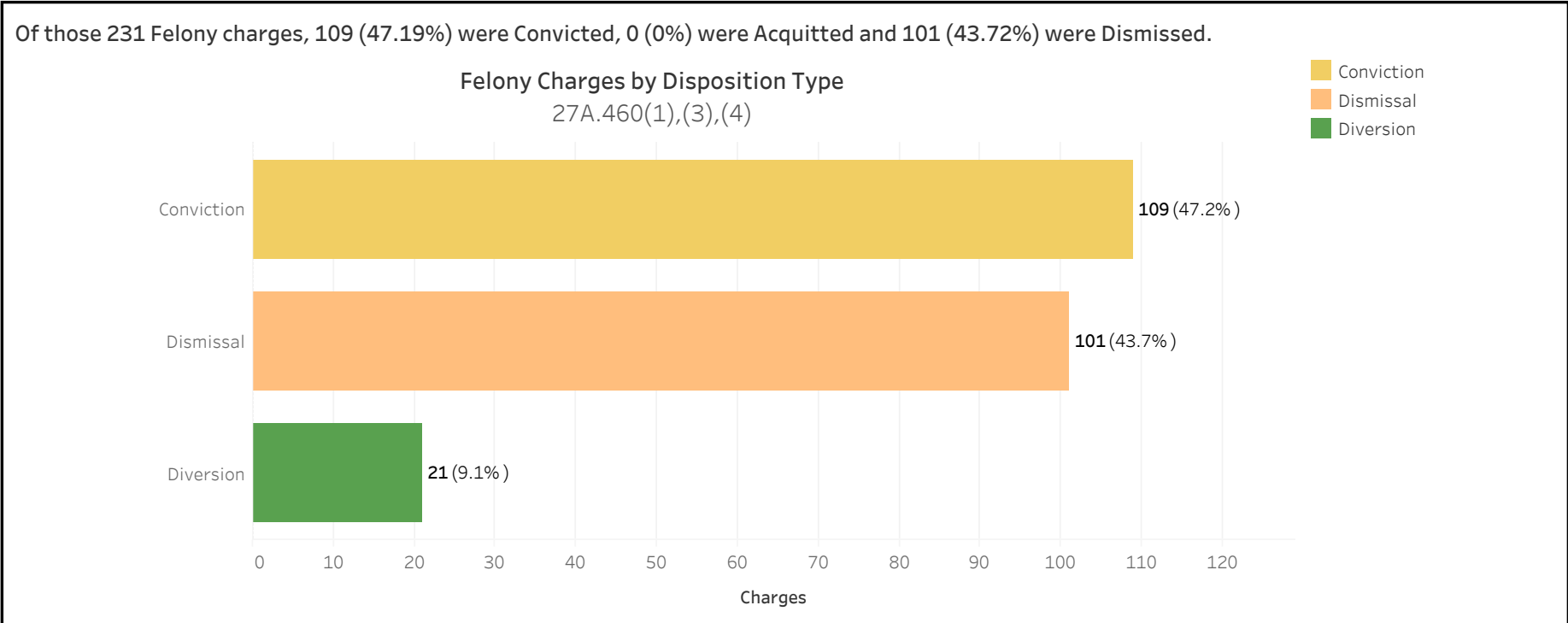


**ADMINISTRATIVE OFFICE OF THE COURTS**  
**Research and Statistics**  
 Annual Report FY 2023  
 Circuit Court - Felony Criminal Cases

**TODD COUNTY**

There were 231 Felony level charges and 11 Non-Felony level charges disposed within 106 Circuit Criminal cases during the Fiscal Year. Non-Felony charges include Misdemeanor, Violation, Local Ordinance or Other charges within those cases.

		Charges	Cases
TODD	Felony	231	97
	Felony amended to Non-Felony	11	



27A.460(1) Conviction Percentages  
 27A.460(3) Percentage of Acquittals  
 27A.460(4) Percentage of Dismissals

\* A case may consist of one or multiple convicted charges, the distinct count on cases counts the case only once.  
 \* Other Disposition types include: Denied, Extradition, Grand Jury, Granted, Merged, Mistrial, Grand Jury, Other, Remanded, and Sealed Records.



**ADMINISTRATIVE OFFICE OF THE COURTS**  
**Research and Statistics**  
 Annual Report FY 2023  
 Circuit Court - Felony Criminal Cases

**TODD COUNTY**

Felony Charges Convicted by Highest Penalty Type

Penalty Type	FELONY			MISDEMEANOR			VIOLATION			Grand Total		
	Charges	% of Chgs	Cases	Charges	% of Chgs	Cases	Charges	% of Chgs	Cases	Charges	% of Chgs	Cases
Incarcerated Prison	55	50.5%	31							55	26.4%	31
Incarcerated Jail	9	8.3%	7	45	48.4%	22				54	26.0%	23
Alternative: Home Incarcerati..				1	1.1%	1				1	0.5%	1
Alternative: Probation	40	36.7%	32	11	11.8%	8				51	24.5%	37
Alternative: Cond. Discharged	2	1.8%	1	29	31.2%	13				31	14.9%	13
Alternative Sentence				2	2.2%	1				2	1.0%	1
Pay Fine				1	1.1%	1	5	83.3%	4	6	2.9%	5
Other Penalty	3	2.8%	2	4	4.3%	3	1	16.7%	1	8	3.8%	6
<b>Grand Total</b>	<b>109</b>	<b>100.0%</b>	<b>68</b>	<b>93</b>	<b>100.0%</b>	<b>47</b>	<b>6</b>	<b>100.0%</b>	<b>5</b>	<b>208</b>	<b>100.0%</b>	<b>77</b>

27A.460(2) Percentages of fines, imprisonment, or other penalty assessment

Original & Final Plea Type

		GUILTY	NOT GUILTY	UNKNOWN PLEA TYPE	Grand Total
Felony Charges	Original Plea	25 (10.8%)	155 (67.1%)	51 (22.1%)	231 (100.0%)
	Final Plea	103 (44.6%)	77 (33.3%)	51 (22.1%)	231 (100.0%)
Felony amended to Non-Felony	Original Plea		5 (45.5%)	6 (54.5%)	11 (100.0%)
	Final Plea		5 (45.5%)	6 (54.5%)	11 (100.0%)

27A.460(5) Percentage of pleas as charges

27A.460(6) Percentage of pleas to reduce charges

\* A case may consist of one or multiple convicted charges, the distinct count on cases counts the case only once.

\* Convicted charges, percent of charges and the distinct count of cases are sorted by the highest sentence penalty for each of the convicted charges (Guilty, Guilty - Multiple Counts, Prepayable Citation - Paid or Guilty - Sealed Sentence, Enhanced).





**ADMINISTRATIVE OFFICE OF THE COURTS**  
**Research and Statistics**  
 Annual Report FY 2023  
 Circuit Court - Felony Criminal Cases

**TODD COUNTY**

Cases can have multiple charges which are heard either by a Court Trial, Jury Trial, No Trial or by a combination of trial types. Cases are categorized by how all the charges within the case were disposed. If all charges were disposed by the same trial type, it is counted in the separate category, otherwise, it is counted within the Mixed Trial category. If a charge had no trial type entered or it had No Trial, then it is counted in the No Trial category.

Cases by Trial Type  
 27A.460(7), (8), (9), (10)

	Jury Trial	No Trial	Grand Total
Felony Amended to Non-Felony		9 100.00%	9 100.00%
Felony Charges	3 3.09%	94 96.91%	97 100.00%
Felony Convictions	3 4.41%	65 95.59%	68 100.00%

- 27A.460(7) Percentage of disposition to guilty as charged by trial
- 27A.460(8) Percentage of those found guilty of lesser charge by trial
- 27A.460(9) Percentage of cases where jury trial taken
- 27A.460(10) Percentage of trials which are bench (court) trials

Shock Probation by Disposition Type  
 27A.440(3)(b)

	Granted	Grand Total
0026090 SHOCK PROBATION IN FELONY CONVICTIONS	8 100.00%	8 100.00%

27A.440(3)(b) Extracted data on shock probation shall be placed in the annual report of the Administrative Office of the Courts

\* A case may consist of one or multiple convicted charges, the distinct count on cases counts the case only once.  
 \* Other Disposition types include: Denied, Extradition, Grand Jury, Granted, Merged, Mistrial, Grand Jury, Other, Remanded, and Sealed Records.



**ADMINISTRATIVE OFFICE OF THE COURTS**  
**Research and Statistics**  
 Annual Report FY 2023  
 Circuit Court - Felony Criminal Cases  
**TODD COUNTY**

**Youthful Offenders**

There were 0 Felony level charges and 0 Non-Felony level charges disposed within 0 Circuit Criminal cases during the fiscal year. Non-Felony charges include Misdemeanor, Violation, Local Ordinance, or Other charges within those cases.

27A.460(11)

Charges	Cases
Felony	
Felony Amended to Non-Felony	

27A.460(11) The number of juvenile offenders tried as an adult

Of the 0 Felony level charges disposed within the Youthful Offender cases, 0 (None%) charges were convicted.

Youthful Offender

Felony Charges by Disposition Type	0	Grand Total	0

Note: A youth charged prior to their 18th birthday, proceeded against as a youthful offender under KRS 635.020(7) may not be included in the above.

KRS 635.020(7) If a person who is eighteen (18) or older is charged with a felony that occurred prior to their eighteenth birthday, the court shall, upon motion of the county attorney made prior to adjudication and consultation with the Commonwealth's Attorney, the case may proceed in accordance with the provisions of KRS 640.010.

\* A case may consist of one or multiple convicted charges, the distinct count on cases counts the case only once.

\* Other disposition types include: Denied, Extradition, Grand Jury, Granted, Merged, Mistrial, Grand Jury, Other, Remanded, and Sealed Records.

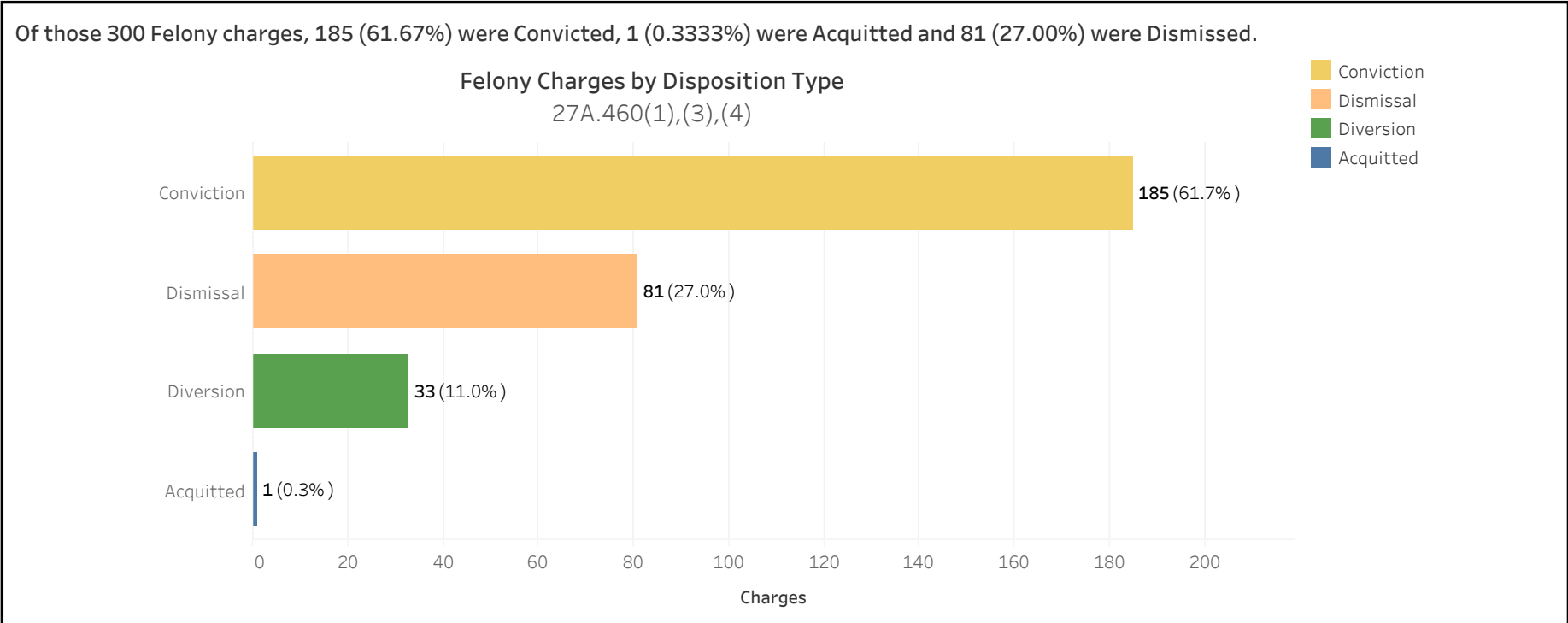


**ADMINISTRATIVE OFFICE OF THE COURTS**  
**Research and Statistics**  
 Annual Report FY 2023  
 Circuit Court - Felony Criminal Cases

**TRIGG COUNTY**

There were 300 Felony level charges and 15 Non-Felony level charges disposed within 181 Circuit Criminal cases during the Fiscal Year. Non-Felony charges include Misdemeanor, Violation, Local Ordinance or Other charges within those cases.

		Charges	Cases
TRIGG	Felony	300	168
	Felony amended to Non-Felony	15	



27A.460(1) Conviction Percentages  
 27A.460(3) Percentage of Acquittals  
 27A.460(4) Percentage of Dismissals

\* A case may consist of one or multiple convicted charges, the distinct count on cases counts the case only once.  
 \* Other Disposition types include: Denied, Extradition, Grand Jury, Granted, Merged, Mistrial, Grand Jury, Other, Remanded, and Sealed Records.



**ADMINISTRATIVE OFFICE OF THE COURTS**  
**Research and Statistics**  
 Annual Report FY 2023  
 Circuit Court - Felony Criminal Cases

**TRIGG COUNTY**

Felony Charges Convicted by Highest Penalty Type

Penalty Type	FELONY			MISDEMEANOR			VIOLATION			Grand Total		
	Charges	% of Chgs	Cases	Charges	% of Chgs	Cases	Charges	% of Chgs	Cases	Charges	% of Chgs	Cases
Incarcerated Prison	136	73.5%	82							136	31.1%	82
Incarcerated Jail	19	10.3%	15	155	65.7%	70				174	39.8%	71
Alternative: Probation	30	16.2%	24	72	30.5%	29				102	23.3%	34
Alternative Sentence				6	2.5%	6				6	1.4%	6
Pay Fine				3	1.3%	3	5	31.3%	3	8	1.8%	6
Pay Court Cost							1	6.3%	1	1	0.2%	1
Other Penalty							10	62.5%	6	10	2.3%	6
<b>Grand Total</b>	<b>185</b>	<b>100.0%</b>	<b>119</b>	<b>236</b>	<b>100.0%</b>	<b>99</b>	<b>16</b>	<b>100.0%</b>	<b>10</b>	<b>437</b>	<b>100.0%</b>	<b>136</b>

27A.460(2) Percentages of fines, imprisonment, or other penalty assessment

Original & Final Plea Type

		NOT GUILTY	UNKNOWN PLEA TYPE	Grand Total
Felony Charges	Original Plea	2 (0.7%)	298 (99.3%)	300 (100.0%)
	Final Plea	2 (0.7%)	298 (99.3%)	300 (100.0%)
Felony amended to Non-Felony	Original Plea		15 (100.0%)	15 (100.0%)
	Final Plea		15 (100.0%)	15 (100.0%)

27A.460(5) Percentage of pleas as charges

27A.460(6) Percentage of pleas to reduce charges

\* A case may consist of one or multiple convicted charges, the distinct count on cases counts the case only once.

\* Convicted charges, percent of charges and the distinct count of cases are sorted by the highest sentence penalty for each of the convicted charges (Guilty, Guilty - Multiple Counts, Prepayable Citation - Paid or Guilty - Sealed Sentence, Enhanced).



**ADMINISTRATIVE OFFICE OF THE COURTS**  
**Research and Statistics**  
 Annual Report FY 2023  
 Circuit Court - Felony Criminal Cases

**TRIGG COUNTY**

Cases can have multiple charges which are heard either by a Court Trial, Jury Trial, No Trial or by a combination of trial types. Cases are categorized by how all the charges within the case were disposed. If all charges were disposed by the same trial type, it is counted in the separate category, otherwise, it is counted within the Mixed Trial category. If a charge had no trial type entered or it had No Trial, then it is counted in the No Trial category.

Cases by Trial Type  
 27A.460(7), (8), (9), (10)

	Jury Trial	Mixed Trial	No Trial	Grand Total
Felony Amended to Non-Felony		4 30.77%	9 69.23%	13 100.00%
Felony Charges	1 0.60%	14 8.33%	153 91.07%	168 100.00%
Felony Convictions		11 9.24%	108 90.76%	119 100.00%

- 27A.460(7) Percentage of disposition to guilty as charged by trial
- 27A.460(8) Percentage of those found guilty of lesser charge by trial
- 27A.460(9) Percentage of cases where jury trial taken
- 27A.460(10) Percentage of trials which are bench (court) trials

Shock Probation by Disposition Type  
 27A.440(3)(b)

	Denied	Granted	Other	Grand Total
0026090 SHOCK PROBATION IN FELONY CONVICTIONS	70 64.22%	38 34.86%	1 0.92%	109 100.00%

27A.440(3)(b) Extracted data on shock probation shall be placed in the annual report of the Administrative Office of the Courts

\* A case may consist of one or multiple convicted charges, the distinct count on cases counts the case only once.  
 \* Other Disposition types include: Denied, Extradition, Grand Jury, Granted, Merged, Mistrial, Grand Jury, Other, Remanded, and Sealed Records.



**ADMINISTRATIVE OFFICE OF THE COURTS**  
**Research and Statistics**  
 Annual Report FY 2023  
 Circuit Court - Felony Criminal Cases  
**TRIGG COUNTY**

### Youthful Offenders

There were 0 Felony level charges and 0 Non-Felony level charges disposed within 0 Circuit Criminal cases during the fiscal year. Non-Felony charges include Misdemeanor, Violation, Local Ordinance, or Other charges within those cases.

27A.460(11)

	Charges	Cases
Felony		
Felony Amended to Non-Felony		

27A.460(11) The number of juvenile offenders tried as an adult

Of the 0 Felony level charges disposed within the Youthful Offender cases, 0 (None%) charges were convicted.

Youthful Offender

	0	Grand Total
Felony Charges by Disposition Type		0

Note: A youth charged prior to their 18th birthday, proceeded against as a youthful offender under KRS 635.020(7) may not be included in the above.

KRS 635.020(7) If a person who is eighteen (18) or older is charged with a felony that occurred prior to their eighteenth birthday, the court shall, upon motion of the county attorney made prior to adjudication and consultation with the Commonwealth's Attorney, the case may proceed in accordance with the provisions of KRS 640.010.

\* A case may consist of one or multiple convicted charges, the distinct count on cases counts the case only once.

\* Other disposition types include: Denied, Extradition, Grand Jury, Granted, Merged, Mistrial, Grand Jury, Other, Remanded, and Sealed Records.

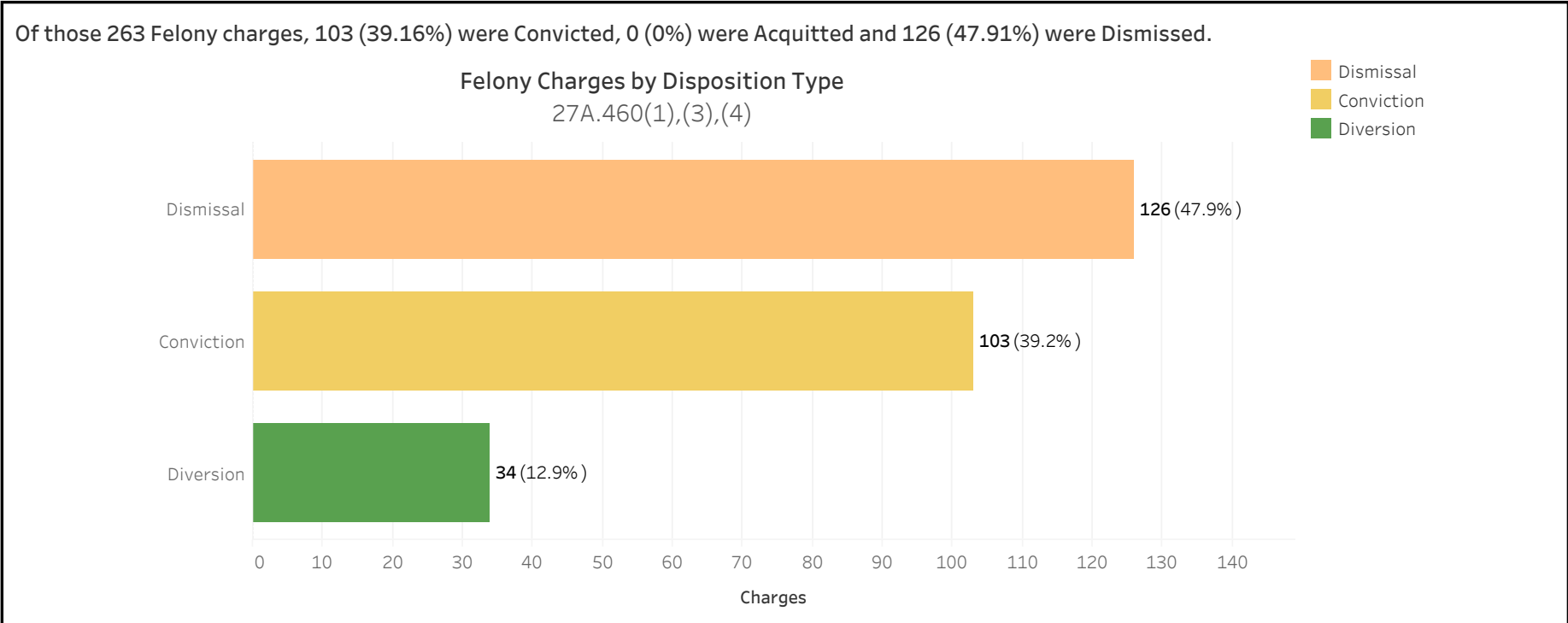


**ADMINISTRATIVE OFFICE OF THE COURTS**  
**Research and Statistics**  
 Annual Report FY 2023  
 Circuit Court - Felony Criminal Cases

**TRIMBLE COUNTY**

There were 263 Felony level charges and 12 Non-Felony level charges disposed within 134 Circuit Criminal cases during the Fiscal Year. Non-Felony charges include Misdemeanor, Violation, Local Ordinance or Other charges within those cases.

		Charges	Cases
TRIMBLE	Felony	263	126
	Felony amended to Non-Felony	12	



27A.460(1) Conviction Percentages  
 27A.460(3) Percentage of Acquittals  
 27A.460(4) Percentage of Dismissals

\* A case may consist of one or multiple convicted charges, the distinct count on cases counts the case only once.  
 \* Other Disposition types include: Denied, Extradition, Grand Jury, Granted, Merged, Mistrial, Grand Jury, Other, Remanded, and Sealed Records.



**ADMINISTRATIVE OFFICE OF THE COURTS**  
**Research and Statistics**  
 Annual Report FY 2023  
 Circuit Court - Felony Criminal Cases

**TRIMBLE COUNTY**

Felony Charges Convicted by Highest Penalty Type

Penalty Type	FELONY			MISDEMEANOR			Grand Total		
	Charges	% of Chgs	Cases	Charges	% of Chgs	Cases	Charges	% of Chgs	Cases
Alternative: Probation	1	1.0%	1				1	0.8%	1
Alternative Sentence	2	1.9%	2				2	1.6%	2
No Sentence	100	97.1%	75	22	100.0%	16	122	97.6%	80
<b>Grand Total</b>	<b>103</b>	<b>100.0%</b>	<b>78</b>	<b>22</b>	<b>100.0%</b>	<b>16</b>	<b>125</b>	<b>100.0%</b>	<b>83</b>

27A.460(2) Percentages of fines, imprisonment, or other penalty assessment

Original & Final Plea Type

		GUILTY	NOT GUILTY	UNKNOWN PLEA TYPE	Grand Total
Felony Charges	Original Plea	50 (19.0%)	207 (78.7%)	6 (2.3%)	263 (100.0%)
	Final Plea	133 (50.6%)	124 (47.1%)	6 (2.3%)	263 (100.0%)
Felony amended to Non-Felony	Original Plea		12 (100.0%)		12 (100.0%)
	Final Plea		12 (100.0%)		12 (100.0%)

27A.460(5) Percentage of pleas as charges

27A.460(6) Percentage of pleas to reduce charges

\* A case may consist of one or multiple convicted charges, the distinct count on cases counts the case only once.

\* Convicted charges, percent of charges and the distinct count of cases are sorted by the highest sentence penalty for each of the convicted charges (Guilty, Guilty - Multiple Counts, Prepayable Citation - Paid or Guilty - Sealed Sentence, Enhanced).





**ADMINISTRATIVE OFFICE OF THE COURTS**  
**Research and Statistics**  
 Annual Report FY 2023  
 Circuit Court - Felony Criminal Cases

**TRIMBLE COUNTY**

Cases can have multiple charges which are heard either by a Court Trial, Jury Trial, No Trial or by a combination of trial types. Cases are categorized by how all the charges within the case were disposed. If all charges were disposed by the same trial type, it is counted in the separate category, otherwise, it is counted within the Mixed Trial category. If a charge had no trial type entered or it had No Trial, then it is counted in the No Trial category.

Cases by Trial Type  
 27A.460(7), (8), (9), (10)

	No Trial	Grand Total
Felony Amended to Non-Felony	8 100.0%	8 100.0%
Felony Charges	126 100.0%	126 100.0%
Felony Convictions	78 100.0%	78 100.0%

- 27A.460(7) Percentage of disposition to guilty as charged by trial
- 27A.460(8) Percentage of those found guilty of lesser charge by trial
- 27A.460(9) Percentage of cases where jury trial taken
- 27A.460(10) Percentage of trials which are bench (court) trials

Shock Probation by Disposition Type  
 27A.440(3)(b)

	Grand Total
0	0

27A.440(3)(b) Extracted data on shock probation shall be placed in the annual report of the Administrative Office of the Courts

\* A case may consist of one or multiple convicted charges, the distinct count on cases counts the case only once.  
 \* Other Disposition types include: Denied, Extradition, Grand Jury, Granted, Merged, Mistrial, Grand Jury, Other, Remanded, and Sealed Records.



**ADMINISTRATIVE OFFICE OF THE COURTS**  
**Research and Statistics**  
 Annual Report FY 2023  
 Circuit Court - Felony Criminal Cases  
**TRIMBLE COUNTY**

**Youthful Offenders**

There were 0 Felony level charges and 0 Non-Felony level charges disposed within 0 Circuit Criminal cases during the fiscal year. Non-Felony charges include Misdemeanor, Violation, Local Ordinance, or Other charges within those cases.

27A.460(11)

	Charges	Cases
Felony		
Felony Amended to Non-Felony		

27A.460(11) The number of juvenile offenders tried as an adult

Of the 0 Felony level charges disposed within the Youthful Offender cases, 0 (None%) charges were convicted.

Youthful Offender

	Grand Total
Felony Charges by Disposition Type	0

Note: A youth charged prior to their 18th birthday, proceeded against as a youthful offender under KRS 635.020(7) may not be included in the above.

KRS 635.020(7) If a person who is eighteen (18) or older is charged with a felony that occurred prior to their eighteenth birthday, the court shall, upon motion of the county attorney made prior to adjudication and consultation with the Commonwealth's Attorney, the case may proceed in accordance with the provisions of KRS 640.010.

\* A case may consist of one or multiple convicted charges, the distinct count on cases counts the case only once.

\* Other disposition types include: Denied, Extradition, Grand Jury, Granted, Merged, Mistrial, Grand Jury, Other, Remanded, and Sealed Records.

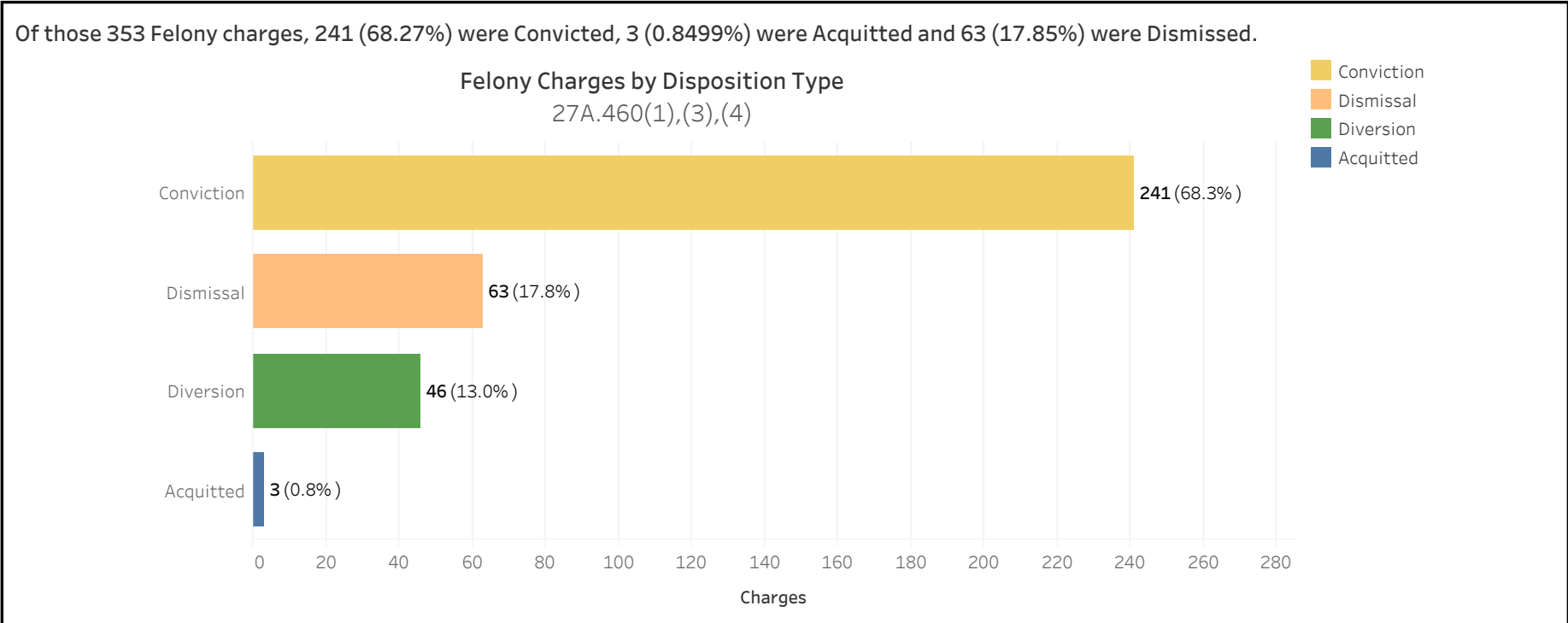


**ADMINISTRATIVE OFFICE OF THE COURTS**  
**Research and Statistics**  
 Annual Report FY 2023  
 Circuit Court - Felony Criminal Cases

**UNION COUNTY**

There were 353 Felony level charges and 15 Non-Felony level charges disposed within 258 Circuit Criminal cases during the Fiscal Year. Non-Felony charges include Misdemeanor, Violation, Local Ordinance or Other charges within those cases.

		Charges	Cases
UNION	Felony	353	244
	Felony amended to Non-Felony	15	



27A.460(1) Conviction Percentages  
 27A.460(3) Percentage of Acquittals  
 27A.460(4) Percentage of Dismissals

\* A case may consist of one or multiple convicted charges, the distinct count on cases counts the case only once.  
 \* Other Disposition types include: Denied, Extradition, Grand Jury, Granted, Merged, Mistrial, Grand Jury, Other, Remanded, and Sealed Records.



**ADMINISTRATIVE OFFICE OF THE COURTS**  
**Research and Statistics**  
 Annual Report FY 2023  
 Circuit Court - Felony Criminal Cases

**UNION COUNTY**

Felony Charges Convicted by Highest Penalty Type

Penalty Type	FELONY			MISDEMEANOR			VIOLATION			Grand Total		
	Charges	% of Chgs	Cases	Charges	% of Chgs	Cases	Charges	% of Chgs	Cases	Charges	% of Chgs	Cases
Incarcerated Prison	126	52.3%	81	1	0.4%	1				127	20.6%	81
Incarcerated Jail	64	26.6%	44	146	53.3%	72	1	1.0%	1	211	34.3%	92
Alternative: Probation	47	19.5%	41	69	25.2%	38	1	1.0%	1	117	19.0%	67
Alternative Sentence				13	4.7%	11				13	2.1%	11
Pay Fine				5	1.8%	4	95	94.1%	47	100	16.2%	47
Pay Court Cost				2	0.7%	2				2	0.3%	2
Other Penalty	4	1.7%	4	37	13.5%	19	4	4.0%	2	45	7.3%	22
No Sentence				1	0.4%	1				1	0.2%	1
<b>Grand Total</b>	<b>241</b>	<b>100.0%</b>	<b>158</b>	<b>274</b>	<b>100.0%</b>	<b>133</b>	<b>101</b>	<b>100.0%</b>	<b>49</b>	<b>616</b>	<b>100.0%</b>	<b>199</b>

27A.460(2) Percentages of fines, imprisonment, or other penalty assessment

Original & Final Plea Type

		GUILTY	NOT GUILTY	UNKNOWN PLEA TYPE	Grand Total
Felony Charges	Original Plea		7 (2.0%)	346 (98.0%)	353 (100.0%)
	Final Plea	4 (1.1%)	3 (0.8%)	346 (98.0%)	353 (100.0%)
Felony amended to Non-Felony	Original Plea			15 (100.0%)	15 (100.0%)
	Final Plea			15 (100.0%)	15 (100.0%)

27A.460(5) Percentage of pleas as charges

27A.460(6) Percentage of pleas to reduce charges

\* A case may consist of one or multiple convicted charges, the distinct count on cases counts the case only once.

\* Convicted charges, percent of charges and the distinct count of cases are sorted by the highest sentence penalty for each of the convicted charges (Guilty, Guilty - Multiple Counts, Prepayable Citation - Paid or Guilty - Sealed Sentence, Enhanced).



**ADMINISTRATIVE OFFICE OF THE COURTS**  
**Research and Statistics**  
 Annual Report FY 2023  
 Circuit Court - Felony Criminal Cases

**UNION COUNTY**

Cases can have multiple charges which are heard either by a Court Trial, Jury Trial, No Trial or by a combination of trial types. Cases are categorized by how all the charges within the case were disposed. If all charges were disposed by the same trial type, it is counted in the separate category, otherwise, it is counted within the Mixed Trial category. If a charge had no trial type entered or it had No Trial, then it is counted in the No Trial category.

Cases by Trial Type  
 27A.460(7), (8), (9), (10)

	Jury Trial	Mixed Trial	No Trial	Grand Total
Felony Amended to Non-Felony		1 7.14%	13 92.86%	14 100.00%
Felony Charges	2 0.82%	9 3.69%	233 95.49%	244 100.00%
Felony Convictions	2 1.27%	6 3.80%	150 94.94%	158 100.00%

- 27A.460(7) Percentage of disposition to guilty as charged by trial
- 27A.460(8) Percentage of those found guilty of lesser charge by trial
- 27A.460(9) Percentage of cases where jury trial taken
- 27A.460(10) Percentage of trials which are bench (court) trials

Shock Probation by Disposition Type  
 27A.440(3)(b)

	Denied	Granted	Vacated	Grand Total
0026090 SHOCK PROBATION IN FELONY CONVICTIONS	16 31.37%	33 64.71%	2 3.92%	51 100.00%

27A.440(3)(b) Extracted data on shock probation shall be placed in the annual report of the Administrative Office of the Courts

\* A case may consist of one or multiple convicted charges, the distinct count on cases counts the case only once.  
 \* Other Disposition types include: Denied, Extradition, Grand Jury, Granted, Merged, Mistrial, Grand Jury, Other, Remanded, and Sealed Records.



**ADMINISTRATIVE OFFICE OF THE COURTS**  
**Research and Statistics**  
 Annual Report FY 2023  
 Circuit Court - Felony Criminal Cases  
**UNION COUNTY**

**Youthful Offenders**

There were 0 Felony level charges and 0 Non-Felony level charges disposed within 0 Circuit Criminal cases during the fiscal year. Non-Felony charges include Misdemeanor, Violation, Local Ordinance, or Other charges within those cases.

27A.460(11)

	Charges	Cases
Felony		
Felony Amended to Non-Felony		

27A.460(11) The number of juvenile offenders tried as an adult

Of the 0 Felony level charges disposed within the Youthful Offender cases, 0 (None%) charges were convicted.

Youthful Offender

	Grand Total
Felony Charges by Disposition Type	0

Note: A youth charged prior to their 18th birthday, proceeded against as a youthful offender under KRS 635.020(7) may not be included in the above.

KRS 635.020(7) If a person who is eighteen (18) or older is charged with a felony that occurred prior to their eighteenth birthday, the court shall, upon motion of the county attorney made prior to adjudication and consultation with the Commonwealth's Attorney, the case may proceed in accordance with the provisions of KRS 640.010.

\* A case may consist of one or multiple convicted charges, the distinct count on cases counts the case only once.

\* Other disposition types include: Denied, Extradition, Grand Jury, Granted, Merged, Mistrial, Grand Jury, Other, Remanded, and Sealed Records.

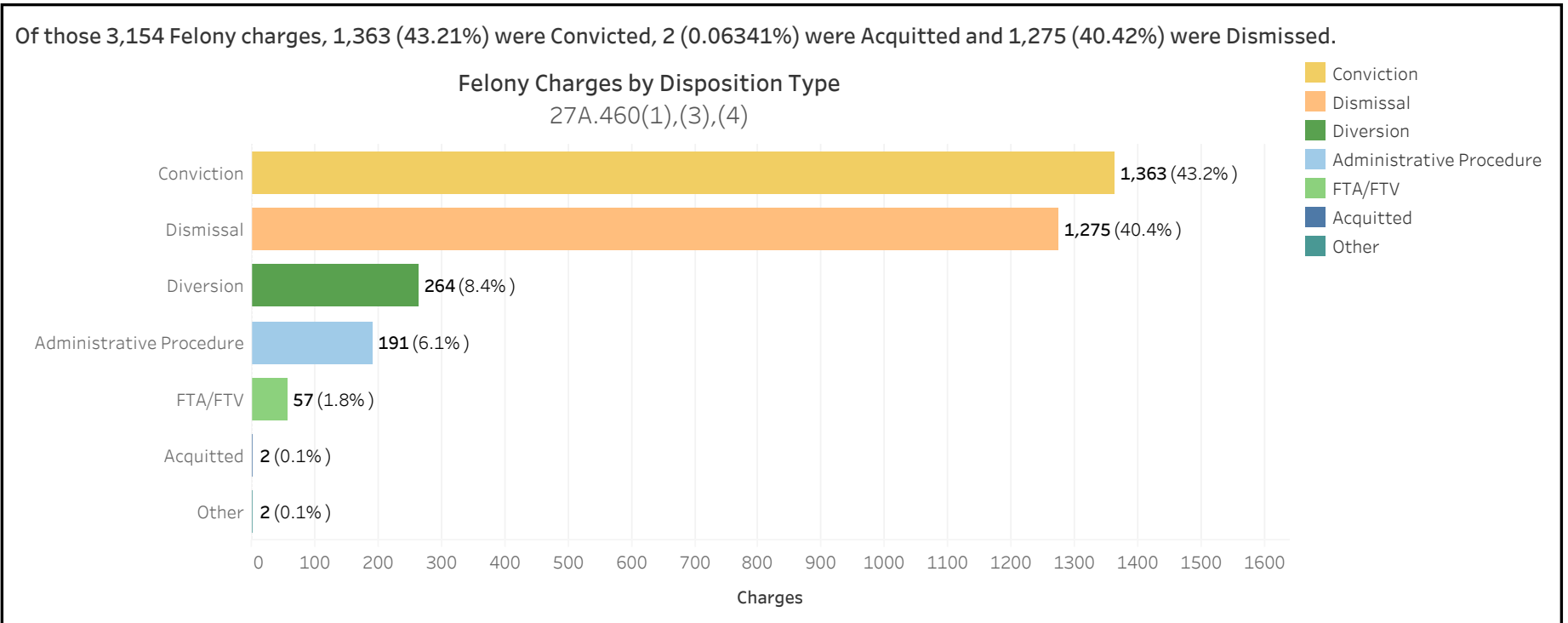


**ADMINISTRATIVE OFFICE OF THE COURTS**  
**Research and Statistics**  
 Annual Report FY 2023  
 Circuit Court - Felony Criminal Cases

**WARREN COUNTY**

There were 3,154 Felony level charges and 85 Non-Felony level charges disposed within 1,772 Circuit Criminal cases during the Fiscal Year. Non-Felony charges include Misdemeanor, Violation, Local Ordinance or Other charges within those cases.

		Charges	Cases
WARREN	Felony	3,154	1,700
	Felony amended to Non-Felony	85	



27A.460(1) Conviction Percentages  
 27A.460(3) Percentage of Acquittals  
 27A.460(4) Percentage of Dismissals

\* A case may consist of one or multiple convicted charges, the distinct count on cases counts the case only once.  
 \* Other Disposition types include: Denied, Extradition, Grand Jury, Granted, Merged, Mistrial, Grand Jury, Other, Remanded, and Sealed Records.



**ADMINISTRATIVE OFFICE OF THE COURTS**  
**Research and Statistics**  
 Annual Report FY 2023  
 Circuit Court - Felony Criminal Cases

**WARREN COUNTY**

Felony Charges Convicted by Highest Penalty Type

Penalty Type	FELONY			LOCAL ORDINANCE			MISDEMEANOR			VIOLATION			Grand Total		
	Charges	% of Ch..	Cases	Charges	% of Ch..	Cases	Charges	% of Ch..	Cases	Charges	% of Ch..	Cases	Charges	% of Ch..	Cases
Incarcerated Prison	594	44.1%	404				5	1.3%	5				599	34.2%	405
Incarcerated Jail	181	13.4%	153				156	39.1%	134	1	20.0%	1	338	19.3%	258
Alternative: Home Incarcerati..	2	0.1%	2				4	1.0%	4				6	0.3%	6
Alternative: Probation	560	41.5%	466				66	16.5%	52				626	35.7%	477
Alternative: Cond. Discharged							104	26.1%	83	1	20.0%	1	105	6.0%	83
Alternative Sentence	2	0.1%	2				25	6.3%	24	1	20.0%	1	28	1.6%	27
Pay Fine				1	100.0%	1	5	1.3%	5	1	20.0%	1	7	0.4%	6
Other Penalty	5	0.4%	4				30	7.5%	28	1	20.0%	1	36	2.1%	32
No Sentence	4	0.3%	4				4	1.0%	4				8	0.5%	8
<b>Grand Total</b>	<b>1,348</b>	<b>100.0%</b>	<b>998</b>	<b>1</b>	<b>100.0%</b>	<b>1</b>	<b>399</b>	<b>100.0%</b>	<b>328</b>	<b>5</b>	<b>100.0%</b>	<b>5</b>	<b>1,753</b>	<b>100.0%</b>	<b>1,144</b>

27A.460(2) Percentages of fines, imprisonment, or other penalty assessment

Original & Final Plea Type

		GUILTY	NOT GUILTY	UNKNOWN PLEA TYPE	Grand Total
		Felony Charges	Original Plea	45 (1.4%)	995 (31.5%)
	Final Plea	1,037 (32.9%)	3 (0.1%)	2,114 (67.0%)	3,154 (100.0%)
Felony amended to Non-Felony	Original Plea			85 (100.0%)	85 (100.0%)
	Final Plea			85 (100.0%)	85 (100.0%)

27A.460(5) Percentage of pleas as charges

27A.460(6) Percentage of pleas to reduce charges

\* A case may consist of one or multiple convicted charges, the distinct count on cases counts the case only once.

\* Convicted charges, percent of charges and the distinct count of cases are sorted by the highest sentence penalty for each of the convicted charges (Guilty, Guilty - Multiple Counts, Prepayable Citation - Paid or Guilty - Sealed Sentence, Enhanced).





**ADMINISTRATIVE OFFICE OF THE COURTS**  
**Research and Statistics**  
 Annual Report FY 2023  
 Circuit Court - Felony Criminal Cases

**WARREN COUNTY**

Cases can have multiple charges which are heard either by a Court Trial, Jury Trial, No Trial or by a combination of trial types. Cases are categorized by how all the charges within the case were disposed. If all charges were disposed by the same trial type, it is counted in the separate category, otherwise, it is counted within the Mixed Trial category. If a charge had no trial type entered or it had No Trial, then it is counted in the No Trial category.

Cases by Trial Type

27A.460(7), (8), (9), (10)

	Jury Trial	Mixed Trial	No Trial	Grand Total
Felony Amended to Non-Felony		2	70	72
		2.78%	97.22%	100.00%
Felony Charges	5	168	1,527	1,700
	0.29%	9.88%	89.82%	100.00%
Felony Convictions	4	116	879	999
	0.40%	11.61%	87.99%	100.00%

- 27A.460(7) Percentage of disposition to guilty as charged by trial
- 27A.460(8) Percentage of those found guilty of lesser charge by trial
- 27A.460(9) Percentage of cases where jury trial taken
- 27A.460(10) Percentage of trials which are bench (court) trials

Shock Probation by Disposition Type

27A.440(3)(b)

	Denied	Granted	Vacated	Withdrawn	Grand Total
0026090 SHOCK PROBATION IN FELONY CONVICTIONS	519	196	1	20	736
	70.52%	26.63%	0.14%	2.72%	100.00%

27A.440(3)(b) Extracted data on shock probation shall be placed in the annual report of the Administrative Office of the Courts

\* A case may consist of one or multiple convicted charges, the distinct count on cases counts the case only once.

\* Other Disposition types include: Denied, Extradition, Grand Jury, Granted, Merged, Mistrial, Grand Jury, Other, Remanded, and Sealed Records.



**ADMINISTRATIVE OFFICE OF THE COURTS**  
**Research and Statistics**  
 Annual Report FY 2023  
 Circuit Court - Felony Criminal Cases  
**WARREN COUNTY**

**Youthful Offenders**

There were 0 Felony level charges and 0 Non-Felony level charges disposed within 0 Circuit Criminal cases during the fiscal year. Non-Felony charges include Misdemeanor, Violation, Local Ordinance, or Other charges within those cases.

27A.460(11)

	Charges	Cases
Felony		
Felony Amended to Non-Felony		

27A.460(11) The number of juvenile offenders tried as an adult

Of the 0 Felony level charges disposed within the Youthful Offender cases, 0 (None%) charges were convicted.

Youthful Offender

	Grand Total
Felony Charges by Disposition Type	0

Note: A youth charged prior to their 18th birthday, proceeded against as a youthful offender under KRS 635.020(7) may not be included in the above.

KRS 635.020(7) If a person who is eighteen (18) or older is charged with a felony that occurred prior to their eighteenth birthday, the court shall, upon motion of the county attorney made prior to adjudication and consultation with the Commonwealth's Attorney, the case may proceed in accordance with the provisions of KRS 640.010.

\* A case may consist of one or multiple convicted charges, the distinct count on cases counts the case only once.

\* Other disposition types include: Denied, Extradition, Grand Jury, Granted, Merged, Mistrial, Grand Jury, Other, Remanded, and Sealed Records.

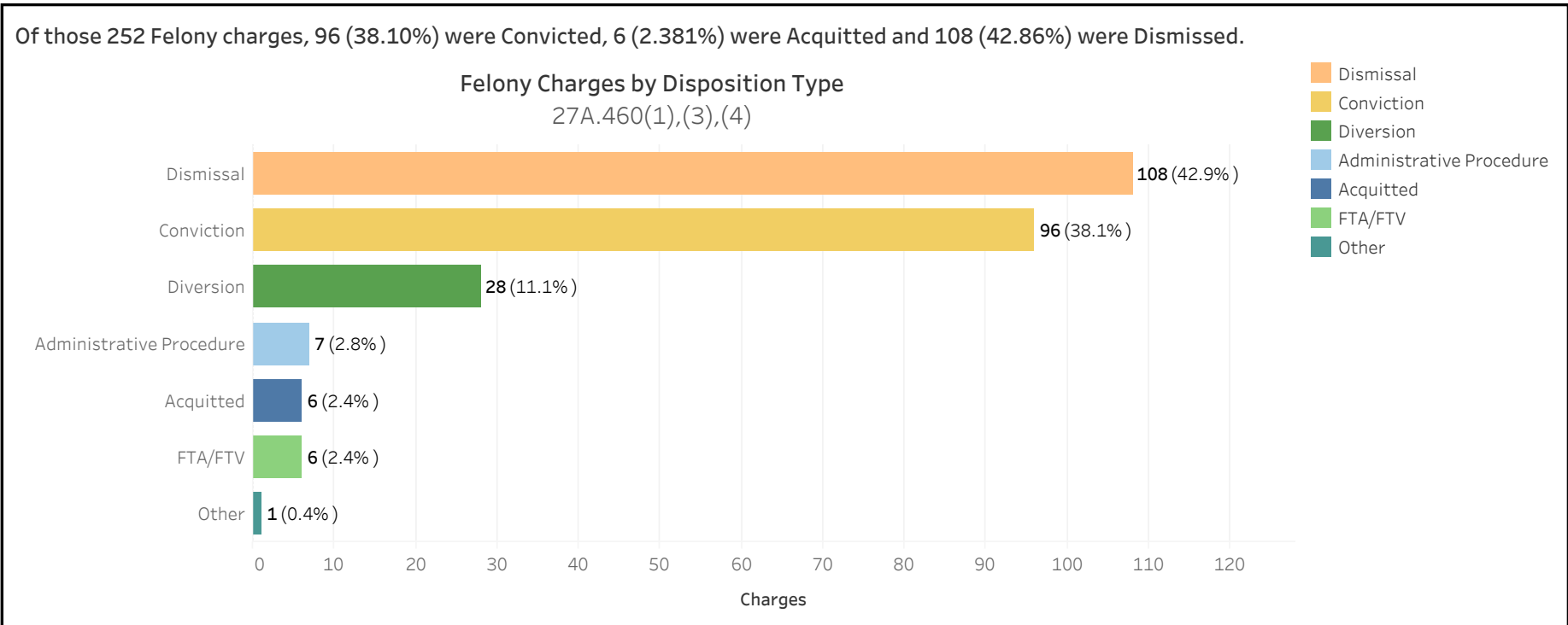


**ADMINISTRATIVE OFFICE OF THE COURTS**  
**Research and Statistics**  
 Annual Report FY 2023  
 Circuit Court - Felony Criminal Cases

**WASHINGTON COUNTY**

There were 252 Felony level charges and 18 Non-Felony level charges disposed within 138 Circuit Criminal cases during the Fiscal Year. Non-Felony charges include Misdemeanor, Violation, Local Ordinance or Other charges within those cases.

		Charges	Cases
WASHINGTON	Felony	252	123
	Felony amended to Non-Felony	18	



27A.460(1) Conviction Percentages  
 27A.460(3) Percentage of Acquittals  
 27A.460(4) Percentage of Dismissals

\* A case may consist of one or multiple convicted charges, the distinct count on cases counts the case only once.  
 \* Other Disposition types include: Denied, Extradition, Grand Jury, Granted, Merged, Mistrial, Grand Jury, Other, Remanded, and Sealed Records.



**ADMINISTRATIVE OFFICE OF THE COURTS**  
**Research and Statistics**  
 Annual Report FY 2023  
 Circuit Court - Felony Criminal Cases

**WASHINGTON COUNTY**

Felony Charges Convicted by Highest Penalty Type

Penalty Type	FELONY			MISDEMEANOR			VIOLATION			Grand Total		
	Charges	% of Chgs	Cases	Charges	% of Chgs	Cases	Charges	% of Chgs	Cases	Charges	% of Chgs	Cases
Incarcerated Prison	45	46.9%	18							45	14.8%	18
Incarcerated Jail	8	8.3%	8	40	27.2%	17				48	15.7%	20
Alternative: Probation	1	1.0%	1	28	19.0%	13				29	9.5%	14
Alternative: Cond. Discharged	4	4.2%	4							4	1.3%	4
Alternative Sentence	34	35.4%	23	52	35.4%	29	1	1.6%	1	87	28.5%	39
Other Penalty	1	1.0%	1	19	12.9%	14	42	67.7%	16	62	20.3%	26
No Sentence	3	3.1%	1	8	5.4%	7	19	30.6%	13	30	9.8%	15
<b>Grand Total</b>	<b>96</b>	<b>100.0%</b>	<b>53</b>	<b>147</b>	<b>100.0%</b>	<b>69</b>	<b>62</b>	<b>100.0%</b>	<b>30</b>	<b>305</b>	<b>100.0%</b>	<b>85</b>

27A.460(2) Percentages of fines, imprisonment, or other penalty assessment

Original & Final Plea Type

		GUILTY	NOT GUILTY	UNKNOWN PLEA TYPE	Grand Total
Felony Charges	Original Plea	4 (1.6%)	107 (42.5%)	141 (56.0%)	252 (100.0%)
	Final Plea	95 (37.7%)	16 (6.3%)	141 (56.0%)	252 (100.0%)
Felony amended to Non-Felony	Original Plea			18 (100.0%)	18 (100.0%)
	Final Plea			18 (100.0%)	18 (100.0%)

27A.460(5) Percentage of pleas as charges

27A.460(6) Percentage of pleas to reduce charges

\* A case may consist of one or multiple convicted charges, the distinct count on cases counts the case only once.

\* Convicted charges, percent of charges and the distinct count of cases are sorted by the highest sentence penalty for each of the convicted charges (Guilty, Guilty - Multiple Counts, Prepayable Citation - Paid or Guilty - Sealed Sentence, Enhanced).



**ADMINISTRATIVE OFFICE OF THE COURTS**  
**Research and Statistics**  
 Annual Report FY 2023  
 Circuit Court - Felony Criminal Cases

**WASHINGTON COUNTY**

Cases can have multiple charges which are heard either by a Court Trial, Jury Trial, No Trial or by a combination of trial types. Cases are categorized by how all the charges within the case were disposed. If all charges were disposed by the same trial type, it is counted in the separate category, otherwise, it is counted within the Mixed Trial category. If a charge had no trial type entered or it had No Trial, then it is counted in the No Trial category.

Cases by Trial Type  
 27A.460(7), (8), (9), (10)

	Jury Trial	Mixed Trial	No Trial	Grand Total
Felony Amended to Non-Felony		1 6.67%	14 93.33%	15 100.00%
Felony Charges	2 1.63%	9 7.32%	112 91.06%	123 100.00%
Felony Convictions		6 11.32%	47 88.68%	53 100.00%

- 27A.460(7) Percentage of disposition to guilty as charged by trial
- 27A.460(8) Percentage of those found guilty of lesser charge by trial
- 27A.460(9) Percentage of cases where jury trial taken
- 27A.460(10) Percentage of trials which are bench (court) trials

Shock Probation by Disposition Type  
 27A.440(3)(b)

	Denied	Granted	Withdrawn	Grand Total
0026090 SHOCK PROBATION IN FELONY CONVICTIONS	4 50.00%	3 37.50%	1 12.50%	8 100.00%

27A.440(3)(b) Extracted data on shock probation shall be placed in the annual report of the Administrative Office of the Courts

\* A case may consist of one or multiple convicted charges, the distinct count on cases counts the case only once.

\* Other Disposition types include: Denied, Extradition, Grand Jury, Granted, Merged, Mistrial, Grand Jury, Other, Remanded, and Sealed Records.



**ADMINISTRATIVE OFFICE OF THE COURTS**  
**Research and Statistics**  
 Annual Report FY 2023  
 Circuit Court - Felony Criminal Cases  
**WASHINGTON COUNTY**

### Youthful Offenders

There were 0 Felony level charges and 0 Non-Felony level charges disposed within 0 Circuit Criminal cases during the fiscal year. Non-Felony charges include Misdemeanor, Violation, Local Ordinance, or Other charges within those cases.

27A.460(11)

	Charges	Cases
Felony		
Felony Amended to Non-Felony		

27A.460(11) The number of juvenile offenders tried as an adult

Of the 0 Felony level charges disposed within the Youthful Offender cases, 0 (None%) charges were convicted.

Youthful Offender

		Grand Total
Felony Charges by Disposition Type	0	0

Note: A youth charged prior to their 18th birthday, proceeded against as a youthful offender under KRS 635.020(7) may not be included in the above.

KRS 635.020(7) If a person who is eighteen (18) or older is charged with a felony that occurred prior to their eighteenth birthday, the court shall, upon motion of the county attorney made prior to adjudication and consultation with the Commonwealth's Attorney, the case may proceed in accordance with the provisions of KRS 640.010.

\* A case may consist of one or multiple convicted charges, the distinct count on cases counts the case only once.

\* Other disposition types include: Denied, Extradition, Grand Jury, Granted, Merged, Mistrial, Grand Jury, Other, Remanded, and Sealed Records.

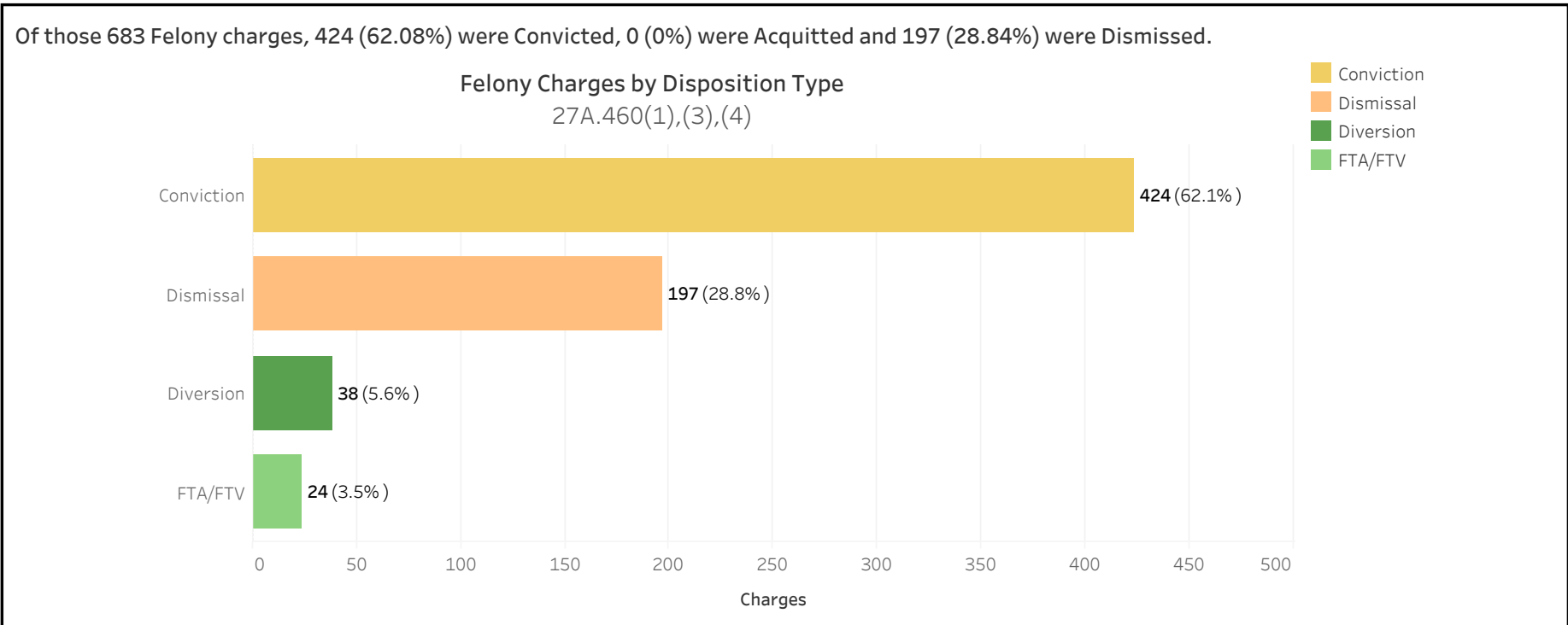


**ADMINISTRATIVE OFFICE OF THE COURTS**  
**Research and Statistics**  
 Annual Report FY 2023  
 Circuit Court - Felony Criminal Cases

**WAYNE COUNTY**

There were 683 Felony level charges and 33 Non-Felony level charges disposed within 379 Circuit Criminal cases during the Fiscal Year. Non-Felony charges include Misdemeanor, Violation, Local Ordinance or Other charges within those cases.

		Charges	Cases
WAYNE	Felony	683	354
	Felony amended to Non-Felony	33	



27A.460(1) Conviction Percentages  
 27A.460(3) Percentage of Acquittals  
 27A.460(4) Percentage of Dismissals

\* A case may consist of one or multiple convicted charges, the distinct count on cases counts the case only once.  
 \* Other Disposition types include: Denied, Extradition, Grand Jury, Granted, Merged, Mistrial, Grand Jury, Other, Remanded, and Sealed Records.



**ADMINISTRATIVE OFFICE OF THE COURTS**  
**Research and Statistics**  
 Annual Report FY 2023  
 Circuit Court - Felony Criminal Cases

**WAYNE COUNTY**

Felony Charges Convicted by Highest Penalty Type

Penalty Type	FELONY			MISDEMEANOR			VIOLATION			Grand Total		
	Charges	% of Chgs	Cases	Charges	% of Chgs	Cases	Charges	% of Chgs	Cases	Charges	% of Chgs	Cases
Incarcerated Prison	140	33.5%	62	4	1.5%	3				144	21.0%	64
Incarcerated Jail	7	1.7%	6	65	24.5%	35				72	10.5%	36
Alternative: Home Incarcerati..	2	0.5%	2	1	0.4%	1				3	0.4%	3
Alternative: Probation	18	4.3%	14	31	11.7%	15				49	7.2%	27
Alternative: Cond. Discharged				6	2.3%	6				6	0.9%	6
Alternative Sentence	168	40.2%	108	94	35.5%	56	1	50.0%	1	263	38.4%	114
Pay Fine				2	0.8%	1	1	50.0%	1	3	0.4%	2
Pay Court Cost	50	12.0%	50	3	1.1%	3				53	7.7%	53
Other Penalty	31	7.4%	20	56	21.1%	35				87	12.7%	44
No Sentence	2	0.5%	2	3	1.1%	3				5	0.7%	4
<b>Grand Total</b>	<b>418</b>	<b>100.0%</b>	<b>237</b>	<b>265</b>	<b>100.0%</b>	<b>149</b>	<b>2</b>	<b>100.0%</b>	<b>2</b>	<b>685</b>	<b>100.0%</b>	<b>259</b>

27A.460(2) Percentages of fines, imprisonment, or other penalty assessment

Original & Final Plea Type

		GUILTY	NOT GUILTY	UNKNOWN PLEA TYPE	Grand Total
Felony Charges	Original Plea	19 (2.8%)	379 (55.5%)	285 (41.7%)	683 (100.0%)
	Final Plea	383 (56.1%)	15 (2.2%)	285 (41.7%)	683 (100.0%)
Felony amended to Non-Felony	Original Plea			33 (100.0%)	33 (100.0%)
	Final Plea			33 (100.0%)	33 (100.0%)

27A.460(5) Percentage of pleas as charges

27A.460(6) Percentage of pleas to reduce charges

\* A case may consist of one or multiple convicted charges, the distinct count on cases counts the case only once.

\* Convicted charges, percent of charges and the distinct count of cases are sorted by the highest sentence penalty for each of the convicted charges (Guilty, Guilty - Multiple Counts, Prepayable Citation - Paid or Guilty - Sealed Sentence, Enhanced).





**ADMINISTRATIVE OFFICE OF THE COURTS**  
**Research and Statistics**  
 Annual Report FY 2023  
 Circuit Court - Felony Criminal Cases

**WAYNE COUNTY**

Cases can have multiple charges which are heard either by a Court Trial, Jury Trial, No Trial or by a combination of trial types. Cases are categorized by how all the charges within the case were disposed. If all charges were disposed by the same trial type, it is counted in the separate category, otherwise, it is counted within the Mixed Trial category. If a charge had no trial type entered or it had No Trial, then it is counted in the No Trial category.

Cases by Trial Type  
 27A.460(7), (8), (9), (10)

	Mixed Trial	No Trial	Grand Total
Felony Amended to Non-Felony	2 8.00%	23 92.00%	25 100.00%
Felony Charges	17 4.80%	337 95.20%	354 100.00%
Felony Convictions	17 7.17%	220 92.83%	237 100.00%

- 27A.460(7) Percentage of disposition to guilty as charged by trial
- 27A.460(8) Percentage of those found guilty of lesser charge by trial
- 27A.460(9) Percentage of cases where jury trial taken
- 27A.460(10) Percentage of trials which are bench (court) trials

Shock Probation by Disposition Type  
 27A.440(3)(b)

	Denied	Other	Grand Total
0026090 SHOCK PROBATION IN FELONY CONVICTIONS	16 94.12%	1 5.88%	17 100.00%
0026100 SHOCK PROBATION IN MISDEMEANOR CONVICTIONS	3 100.00%		3 100.00%

27A.440(3)(b) Extracted data on shock probation shall be placed in the annual report of the Administrative Office of the Courts

\* A case may consist of one or multiple convicted charges, the distinct count on cases counts the case only once.  
 \* Other Disposition types include: Denied, Extradition, Grand Jury, Granted, Merged, Mistrial, Grand Jury, Other, Remanded, and Sealed Records.



**ADMINISTRATIVE OFFICE OF THE COURTS**  
**Research and Statistics**  
 Annual Report FY 2023  
 Circuit Court - Felony Criminal Cases  
**WAYNE COUNTY**

### Youthful Offenders

There were 0 Felony level charges and 0 Non-Felony level charges disposed within 0 Circuit Criminal cases during the fiscal year. Non-Felony charges include Misdemeanor, Violation, Local Ordinance, or Other charges within those cases.

27A.460(11)

	Charges	Cases
Felony		
Felony Amended to Non-Felony		

27A.460(11) The number of juvenile offenders tried as an adult

Of the 0 Felony level charges disposed within the Youthful Offender cases, 0 (None%) charges were convicted.

Youthful Offender

		Grand Total
Felony Charges by Disposition Type	0	0

Note: A youth charged prior to their 18th birthday, proceeded against as a youthful offender under KRS 635.020(7) may not be included in the above.

KRS 635.020(7) If a person who is eighteen (18) or older is charged with a felony that occurred prior to their eighteenth birthday, the court shall, upon motion of the county attorney made prior to adjudication and consultation with the Commonwealth's Attorney, the case may proceed in accordance with the provisions of KRS 640.010.

\* A case may consist of one or multiple convicted charges, the distinct count on cases counts the case only once.

\* Other disposition types include: Denied, Extradition, Grand Jury, Granted, Merged, Mistrial, Grand Jury, Other, Remanded, and Sealed Records.

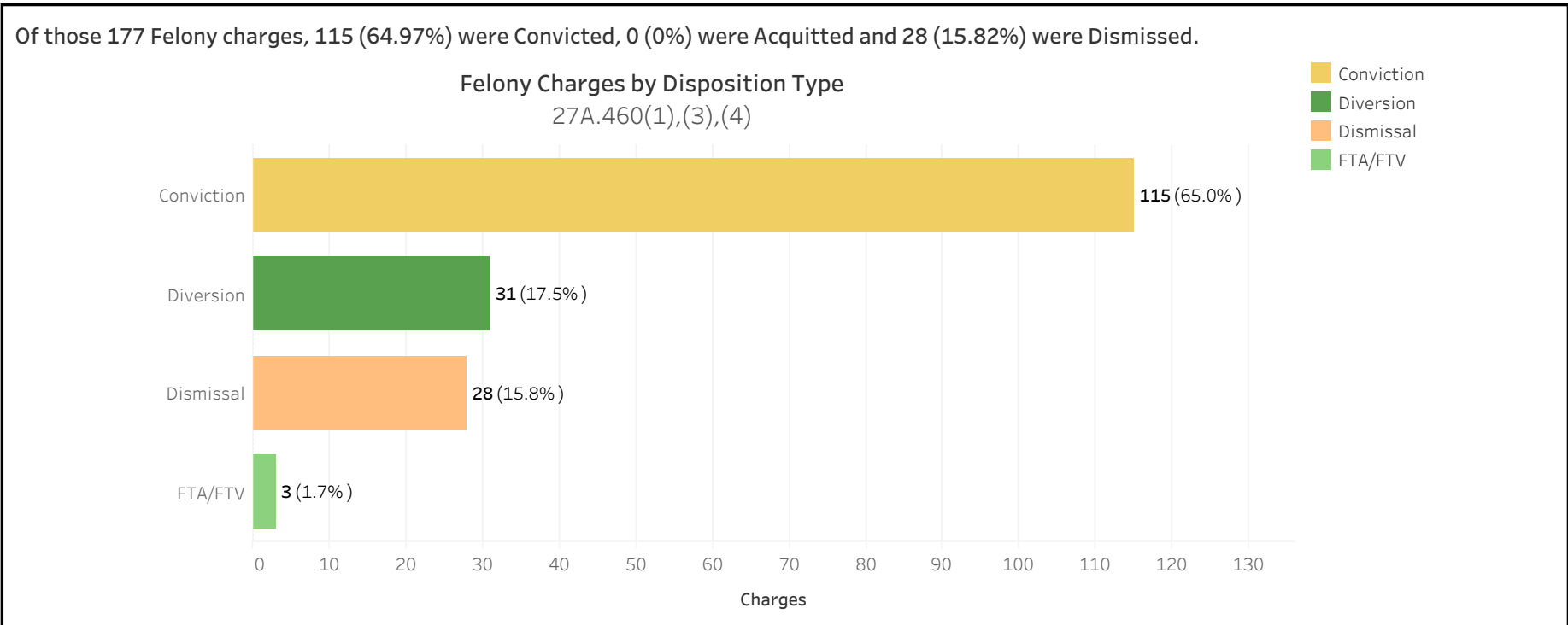


**ADMINISTRATIVE OFFICE OF THE COURTS**  
**Research and Statistics**  
 Annual Report FY 2023  
 Circuit Court - Felony Criminal Cases

**WEBSTER COUNTY**

There were 177 Felony level charges and 11 Non-Felony level charges disposed within 133 Circuit Criminal cases during the Fiscal Year. Non-Felony charges include Misdemeanor, Violation, Local Ordinance or Other charges within those cases.

		Charges	Cases
WEBSTER	Felony	177	125
	Felony amended to Non-Felony	11	



27A.460(1) Conviction Percentages  
 27A.460(3) Percentage of Acquittals  
 27A.460(4) Percentage of Dismissals

\* A case may consist of one or multiple convicted charges, the distinct count on cases counts the case only once.  
 \* Other Disposition types include: Denied, Extradition, Grand Jury, Granted, Merged, Mistrial, Grand Jury, Other, Remanded, and Sealed Records.



**ADMINISTRATIVE OFFICE OF THE COURTS**  
**Research and Statistics**  
 Annual Report FY 2023  
 Circuit Court - Felony Criminal Cases

**WEBSTER COUNTY**

Felony Charges Convicted by Highest Penalty Type

Penalty Type	FELONY			MISDEMEANOR			OTHER			VIOLATION			Grand Total		
	Charges	% of Ch..	Cases	Charges	% of Ch..	Cases	Charges	% of Ch..	Cases	Charges	% of Ch..	Cases	Charges	% of Ch..	Cases
Incarcerated Prison	51	45.1%	32										51	16.5%	32
Incarcerated Jail	20	17.7%	19	93	55.7%	40							113	36.5%	43
Alternative: Probation	2	1.8%	2	5	3.0%	3							7	2.3%	3
Alternative: Cond. Discharged	40	35.4%	31	67	40.1%	29							107	34.5%	34
Alternative Sentence				1	0.6%	1				7	24.1%	5	8	2.6%	6
Pay Fine							1	100.0%	1	19	65.5%	9	20	6.5%	10
Other Penalty										3	10.3%	2	3	1.0%	2
No Sentence				1	0.6%	1							1	0.3%	1
<b>Grand Total</b>	<b>113</b>	<b>100.0%</b>	<b>83</b>	<b>167</b>	<b>100.0%</b>	<b>72</b>	<b>1</b>	<b>100.0%</b>	<b>1</b>	<b>29</b>	<b>100.0%</b>	<b>15</b>	<b>310</b>	<b>100.0%</b>	<b>92</b>

27A.460(2) Percentages of fines, imprisonment, or other penalty assessment

Original & Final Plea Type

		UNKNOWN PLEA TYPE	Grand Total
Felony Charges	Original Plea	177 (100.0%)	177 (100.0%)
	Final Plea	177 (100.0%)	177 (100.0%)
Felony amended to Non-Felony	Original Plea	11 (100.0%)	11 (100.0%)
	Final Plea	11 (100.0%)	11 (100.0%)

27A.460(5) Percentage of pleas as charges

27A.460(6) Percentage of pleas to reduce charges

\* A case may consist of one or multiple convicted charges, the distinct count on cases counts the case only once.

\* Convicted charges, percent of charges and the distinct count of cases are sorted by the highest sentence penalty for each of the convicted charges (Guilty, Guilty - Multiple Counts, Prepayable Citation - Paid or Guilty - Sealed Sentence, Enhanced).



**ADMINISTRATIVE OFFICE OF THE COURTS**  
**Research and Statistics**  
 Annual Report FY 2023  
 Circuit Court - Felony Criminal Cases

**WEBSTER COUNTY**

Cases can have multiple charges which are heard either by a Court Trial, Jury Trial, No Trial or by a combination of trial types. Cases are categorized by how all the charges within the case were disposed. If all charges were disposed by the same trial type, it is counted in the separate category, otherwise, it is counted within the Mixed Trial category. If a charge had no trial type entered or it had No Trial, then it is counted in the No Trial category.

Cases by Trial Type  
 27A.460(7), (8), (9), (10)

	No Trial	Grand Total
Felony Amended to Non-Felony	8 100.0%	8 100.0%
Felony Charges	125 100.0%	125 100.0%
Felony Convictions	83 100.0%	83 100.0%

- 27A.460(7) Percentage of disposition to guilty as charged by trial
- 27A.460(8) Percentage of those found guilty of lesser charge by trial
- 27A.460(9) Percentage of cases where jury trial taken
- 27A.460(10) Percentage of trials which are bench (court) trials

Shock Probation by Disposition Type  
 27A.440(3)(b)

	Denied	Granted	Grand Total
0026090 SHOCK PROBATION IN FELONY CONVICTIONS	10 66.67%	5 33.33%	15 100.00%

27A.440(3)(b) Extracted data on shock probation shall be placed in the annual report of the Administrative Office of the Courts

\* A case may consist of one or multiple convicted charges, the distinct count on cases counts the case only once.  
 \* Other Disposition types include: Denied, Extradition, Grand Jury, Granted, Merged, Mistrial, Grand Jury, Other, Remanded, and Sealed Records.



**ADMINISTRATIVE OFFICE OF THE COURTS**  
**Research and Statistics**  
 Annual Report FY 2023  
 Circuit Court - Felony Criminal Cases  
**WEBSTER COUNTY**

### Youthful Offenders

There were 0 Felony level charges and 0 Non-Felony level charges disposed within 0 Circuit Criminal cases during the fiscal year. Non-Felony charges include Misdemeanor, Violation, Local Ordinance, or Other charges within those cases.

27A.460(11)

	Charges	Cases
Felony		
Felony Amended to Non-Felony		

27A.460(11) The number of juvenile offenders tried as an adult

Of the 0 Felony level charges disposed within the Youthful Offender cases, 0 (None%) charges were convicted.

Youthful Offender

		Grand Total
Felony Charges by Disposition Type	0	0

Note: A youth charged prior to their 18th birthday, proceeded against as a youthful offender under KRS 635.020(7) may not be included in the above.

KRS 635.020(7) If a person who is eighteen (18) or older is charged with a felony that occurred prior to their eighteenth birthday, the court shall, upon motion of the county attorney made prior to adjudication and consultation with the Commonwealth's Attorney, the case may proceed in accordance with the provisions of KRS 640.010.

\* A case may consist of one or multiple convicted charges, the distinct count on cases counts the case only once.

\* Other disposition types include: Denied, Extradition, Grand Jury, Granted, Merged, Mistrial, Grand Jury, Other, Remanded, and Sealed Records.

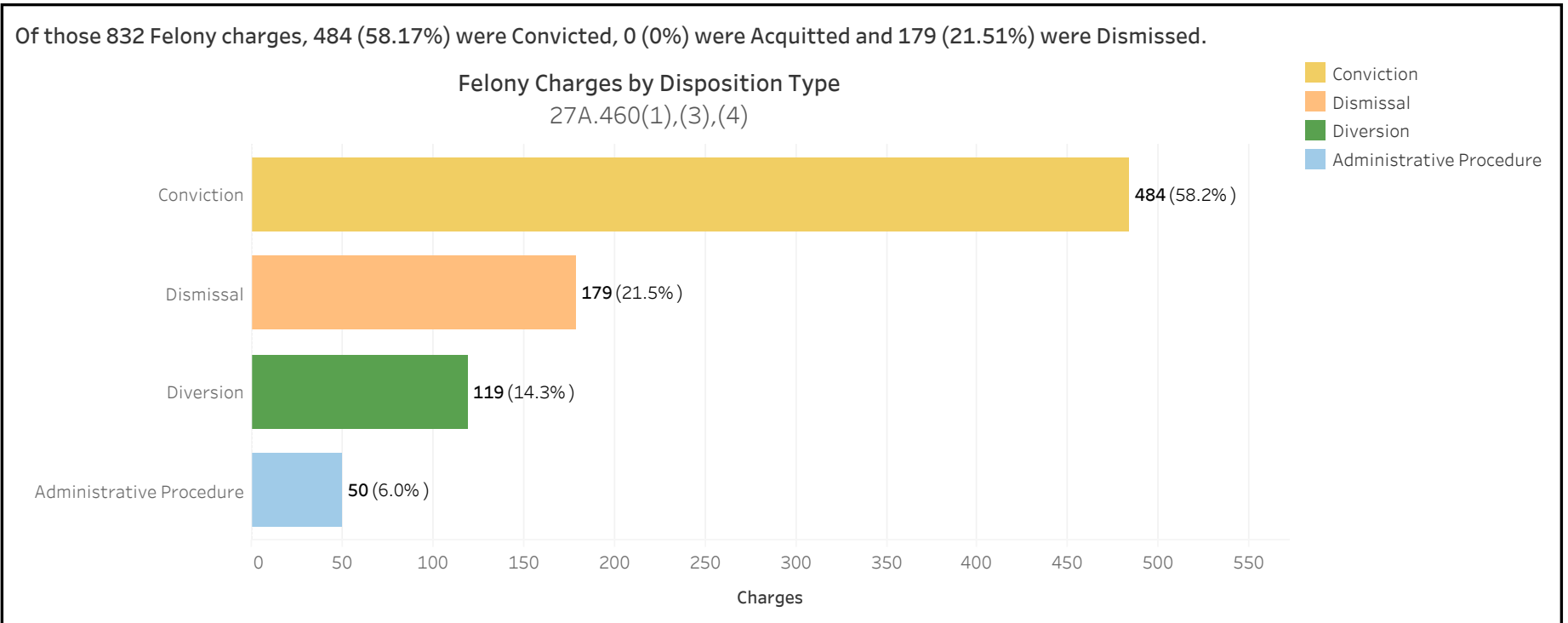


**ADMINISTRATIVE OFFICE OF THE COURTS**  
**Research and Statistics**  
 Annual Report FY 2023  
 Circuit Court - Felony Criminal Cases

**WHITLEY COUNTY**

There were 832 Felony level charges and 22 Non-Felony level charges disposed within 533 Circuit Criminal cases during the Fiscal Year. Non-Felony charges include Misdemeanor, Violation, Local Ordinance or Other charges within those cases.

		Charges	Cases
WHITLEY	Felony	832	512
	Felony amended to Non-Felony	22	



27A.460(1) Conviction Percentages  
 27A.460(3) Percentage of Acquittals  
 27A.460(4) Percentage of Dismissals

\* A case may consist of one or multiple convicted charges, the distinct count on cases counts the case only once.  
 \* Other Disposition types include: Denied, Extradition, Grand Jury, Granted, Merged, Mistrial, Grand Jury, Other, Remanded, and Sealed Records.



**ADMINISTRATIVE OFFICE OF THE COURTS**  
**Research and Statistics**  
 Annual Report FY 2023  
 Circuit Court - Felony Criminal Cases

**WHITLEY COUNTY**

Felony Charges Convicted by Highest Penalty Type

Penalty Type	FELONY			MISDEMEANOR			VIOLATION			Grand Total		
	Charges	% of Chgs	Cases	Charges	% of Chgs	Cases	Charges	% of Chgs	Cases	Charges	% of Chgs	Cases
Incarcerated Prison	206	42.9%	133							206	33.9%	133
Incarcerated Jail	59	12.3%	49	43	35.2%	29	1	16.7%	1	103	16.9%	72
Alternative: Probation	201	41.9%	120	39	32.0%	27				240	39.5%	130
Alternative: Cond. Discharged	2	0.4%	1	24	19.7%	19	1	16.7%	1	27	4.4%	21
Alternative Sentence				5	4.1%	5				5	0.8%	5
Pay Fine				8	6.6%	8	3	50.0%	3	11	1.8%	11
Pay Court Cost	5	1.0%	5							5	0.8%	5
Other Penalty	5	1.0%	5	3	2.5%	3	1	16.7%	1	9	1.5%	9
No Sentence	2	0.4%	1							2	0.3%	1
<b>Grand Total</b>	<b>480</b>	<b>100.0%</b>	<b>304</b>	<b>122</b>	<b>100.0%</b>	<b>89</b>	<b>6</b>	<b>100.0%</b>	<b>6</b>	<b>608</b>	<b>100.0%</b>	<b>332</b>

27A.460(2) Percentages of fines, imprisonment, or other penalty assessment

Original & Final Plea Type

		GUILTY	NOT GUILTY	UNKNOWN PLEA TYPE	Grand Total
Felony Charges	Original Plea		14 (0.8%)	1,650 (99.2%)	1,664 (100.0%)
	Final Plea	6 (0.4%)	8 (0.5%)	1,650 (99.2%)	1,664 (100.0%)
Felony amended to Non-Felony	Original Plea			44 (100.0%)	44 (100.0%)
	Final Plea			44 (100.0%)	44 (100.0%)

27A.460(5) Percentage of pleas as charges

27A.460(6) Percentage of pleas to reduce charges

\* A case may consist of one or multiple convicted charges, the distinct count on cases counts the case only once.

\* Convicted charges, percent of charges and the distinct count of cases are sorted by the highest sentence penalty for each of the convicted charges (Guilty, Guilty - Multiple Counts, Prepayable Citation - Paid or Guilty - Sealed Sentence, Enhanced).





**ADMINISTRATIVE OFFICE OF THE COURTS**  
**Research and Statistics**  
 Annual Report FY 2023  
 Circuit Court - Felony Criminal Cases

**WHITLEY COUNTY**

Cases can have multiple charges which are heard either by a Court Trial, Jury Trial, No Trial or by a combination of trial types. Cases are categorized by how all the charges within the case were disposed. If all charges were disposed by the same trial type, it is counted in the separate category, otherwise, it is counted within the Mixed Trial category. If a charge had no trial type entered or it had No Trial, then it is counted in the No Trial category.

Cases by Trial Type  
 27A.460(7), (8), (9), (10)

	Jury Trial	Mixed Trial	No Trial	Grand Total
Felony Amended to Non-Felony			42	42
			100.00%	100.00%
Felony Charges	4	14	1,006	1,024
	0.39%	1.37%	98.24%	100.00%
Felony Convictions	4	6	598	608
	0.66%	0.99%	98.36%	100.00%

- 27A.460(7) Percentage of disposition to guilty as charged by trial
- 27A.460(8) Percentage of those found guilty of lesser charge by trial
- 27A.460(9) Percentage of cases where jury trial taken
- 27A.460(10) Percentage of trials which are bench (court) trials

Shock Probation by Disposition Type  
 27A.440(3)(b)

	Denied	Granted	Grand Total
0026090 SHOCK PROBATION IN FELONY CONVICTIONS	26	8	34
	76.47%	23.53%	100.00%

27A.440(3)(b) Extracted data on shock probation shall be placed in the annual report of the Administrative Office of the Courts

\* A case may consist of one or multiple convicted charges, the distinct count on cases counts the case only once.  
 \* Other Disposition types include: Denied, Extradition, Grand Jury, Granted, Merged, Mistrial, Grand Jury, Other, Remanded, and Sealed Records.



**ADMINISTRATIVE OFFICE OF THE COURTS**  
**Research and Statistics**  
 Annual Report FY 2023  
 Circuit Court - Felony Criminal Cases  
**WHITLEY COUNTY**

### Youthful Offenders

There were 0 Felony level charges and 0 Non-Felony level charges disposed within 0 Circuit Criminal cases during the fiscal year. Non-Felony charges include Misdemeanor, Violation, Local Ordinance, or Other charges within those cases.

27A.460(11)

	Charges	Cases
Felony		
Felony Amended to Non-Felony		

27A.460(11) The number of juvenile offenders tried as an adult

Of the 0 Felony level charges disposed within the Youthful Offender cases, 0 (None%) charges were convicted.

Youthful Offender

		Grand Total
Felony Charges by Disposition Type	0	0

Note: A youth charged prior to their 18th birthday, proceeded against as a youthful offender under KRS 635.020(7) may not be included in the above.

KRS 635.020(7) If a person who is eighteen (18) or older is charged with a felony that occurred prior to their eighteenth birthday, the court shall, upon motion of the county attorney made prior to adjudication and consultation with the Commonwealth's Attorney, the case may proceed in accordance with the provisions of KRS 640.010.

\* A case may consist of one or multiple convicted charges, the distinct count on cases counts the case only once.

\* Other disposition types include: Denied, Extradition, Grand Jury, Granted, Merged, Mistrial, Grand Jury, Other, Remanded, and Sealed Records.

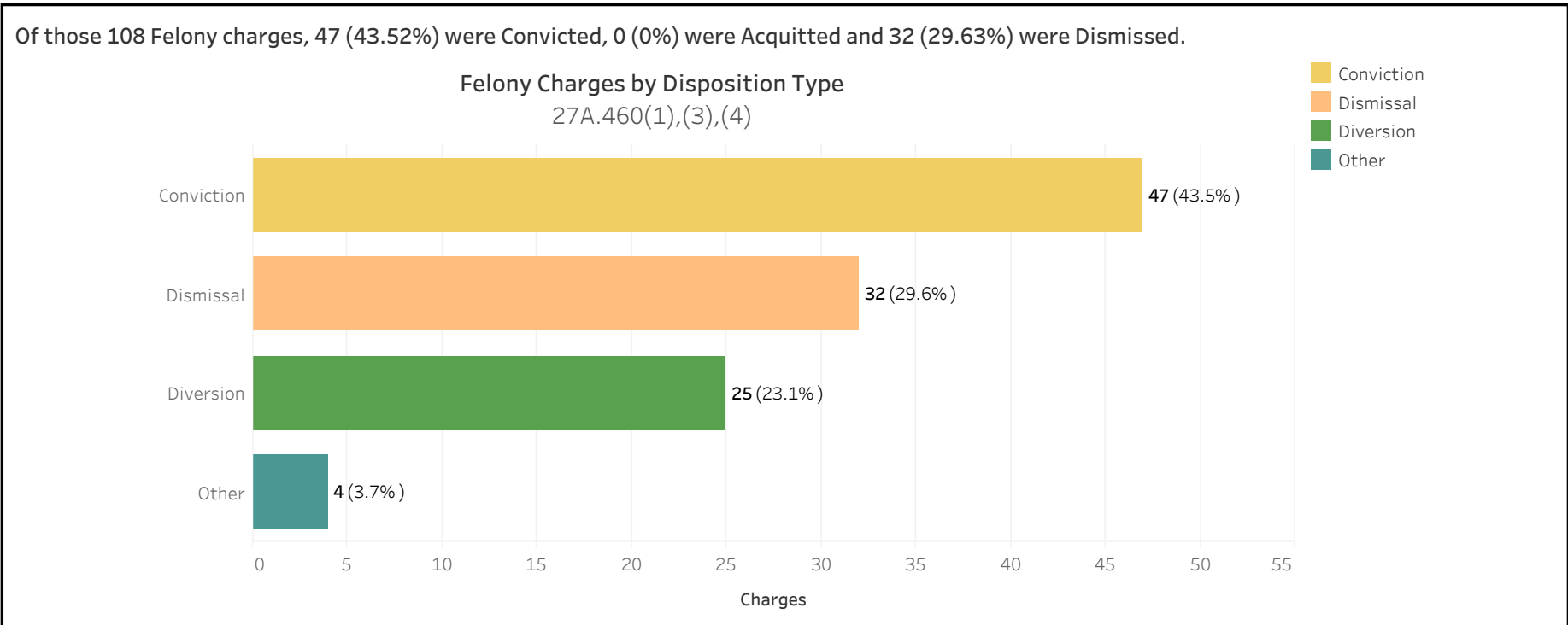


**ADMINISTRATIVE OFFICE OF THE COURTS**  
**Research and Statistics**  
 Annual Report FY 2023  
 Circuit Court - Felony Criminal Cases

**WOLFE COUNTY**

There were 108 Felony level charges and 4 Non-Felony level charges disposed within 86 Circuit Criminal cases during the Fiscal Year. Non-Felony charges include Misdemeanor, Violation, Local Ordinance or Other charges within those cases.

		Charges	Cases
WOLFE	Felony	108	82
	Felony amended to Non-Felony	4	



27A.460(1) Conviction Percentages  
 27A.460(3) Percentage of Acquittals  
 27A.460(4) Percentage of Dismissals

\* A case may consist of one or multiple convicted charges, the distinct count on cases counts the case only once.  
 \* Other Disposition types include: Denied, Extradition, Grand Jury, Granted, Merged, Mistrial, Grand Jury, Other, Remanded, and Sealed Records.



**ADMINISTRATIVE OFFICE OF THE COURTS**  
**Research and Statistics**  
 Annual Report FY 2023  
 Circuit Court - Felony Criminal Cases

**WOLFE COUNTY**

Felony Charges Convicted by Highest Penalty Type

Penalty Type	FELONY			MISDEMEANOR			Grand Total		
	Charges	% of Chgs	Cases	Charges	% of Chgs	Cases	Charges	% of Chgs	Cases
Incarcerated Prison	21	44.7%	14	1	4.8%	1	22	32.4%	14
Incarcerated Jail	2	4.3%	2	9	42.9%	8	11	16.2%	10
Alternative: Probation	24	51.1%	22	6	28.6%	2	30	44.1%	23
Alternative: Cond. Discharged				2	9.5%	2	2	2.9%	2
Alternative Sentence				2	9.5%	2	2	2.9%	2
Other Penalty				1	4.8%	1	1	1.5%	1
<b>Grand Total</b>	<b>47</b>	<b>100.0%</b>	<b>38</b>	<b>21</b>	<b>100.0%</b>	<b>15</b>	<b>68</b>	<b>100.0%</b>	<b>45</b>

27A.460(2) Percentages of fines, imprisonment, or other penalty assessment

Original & Final Plea Type

		NOT GUILTY	UNKNOWN PLEA TYPE	Grand Total
Felony Charges	Original Plea	1 (0.9%)	107 (99.1%)	108 (100.0%)
	Final Plea	1 (0.9%)	107 (99.1%)	108 (100.0%)
Felony amended to Non-Felony	Original Plea		4 (100.0%)	4 (100.0%)
	Final Plea		4 (100.0%)	4 (100.0%)

27A.460(5) Percentage of pleas as charges

27A.460(6) Percentage of pleas to reduce charges

\* A case may consist of one or multiple convicted charges, the distinct count on cases counts the case only once.

\* Convicted charges, percent of charges and the distinct count of cases are sorted by the highest sentence penalty for each of the convicted charges (Guilty, Guilty - Multiple Counts, Prepayable Citation - Paid or Guilty - Sealed Sentence, Enhanced).



**ADMINISTRATIVE OFFICE OF THE COURTS**  
**Research and Statistics**  
 Annual Report FY 2023  
 Circuit Court - Felony Criminal Cases

**WOLFE COUNTY**

Cases can have multiple charges which are heard either by a Court Trial, Jury Trial, No Trial or by a combination of trial types. Cases are categorized by how all the charges within the case were disposed. If all charges were disposed by the same trial type, it is counted in the separate category, otherwise, it is counted within the Mixed Trial category. If a charge had no trial type entered or it had No Trial, then it is counted in the No Trial category.

Cases by Trial Type  
 27A.460(7), (8), (9), (10)

	Jury Trial	No Trial	Grand Total
Felony Amended to Non-Felony		4 100.00%	4 100.00%
Felony Charges	1 1.22%	81 98.78%	82 100.00%
Felony Convictions	1 2.63%	37 97.37%	38 100.00%

- 27A.460(7) Percentage of disposition to guilty as charged by trial
- 27A.460(8) Percentage of those found guilty of lesser charge by trial
- 27A.460(9) Percentage of cases where jury trial taken
- 27A.460(10) Percentage of trials which are bench (court) trials

Shock Probation by Disposition Type  
 27A.440(3)(b)

	Granted	Grand Total
0026090 SHOCK PROBATION IN FELONY CONVICTIONS	1 100.00%	1 100.00%

27A.440(3)(b) Extracted data on shock probation shall be placed in the annual report of the Administrative Office of the Courts

\* A case may consist of one or multiple convicted charges, the distinct count on cases counts the case only once.  
 \* Other Disposition types include: Denied, Extradition, Grand Jury, Granted, Merged, Mistrial, Grand Jury, Other, Remanded, and Sealed Records.



**ADMINISTRATIVE OFFICE OF THE COURTS**  
**Research and Statistics**  
 Annual Report FY 2023  
 Circuit Court - Felony Criminal Cases  
**WOLFE COUNTY**

### Youthful Offenders

There were 0 Felony level charges and 0 Non-Felony level charges disposed within 0 Circuit Criminal cases during the fiscal year. Non-Felony charges include Misdemeanor, Violation, Local Ordinance, or Other charges within those cases.

27A.460(11)

	Charges	Cases
Felony		
Felony Amended to Non-Felony		

27A.460(11) The number of juvenile offenders tried as an adult

Of the 0 Felony level charges disposed within the Youthful Offender cases, 0 (None%) charges were convicted.

Youthful Offender

		Grand Total
Felony Charges by Disposition Type	0	0

Note: A youth charged prior to their 18th birthday, proceeded against as a youthful offender under KRS 635.020(7) may not be included in the above.

KRS 635.020(7) If a person who is eighteen (18) or older is charged with a felony that occurred prior to their eighteenth birthday, the court shall, upon motion of the county attorney made prior to adjudication and consultation with the Commonwealth's Attorney, the case may proceed in accordance with the provisions of KRS 640.010.

\* A case may consist of one or multiple convicted charges, the distinct count on cases counts the case only once.

\* Other disposition types include: Denied, Extradition, Grand Jury, Granted, Merged, Mistrial, Grand Jury, Other, Remanded, and Sealed Records.

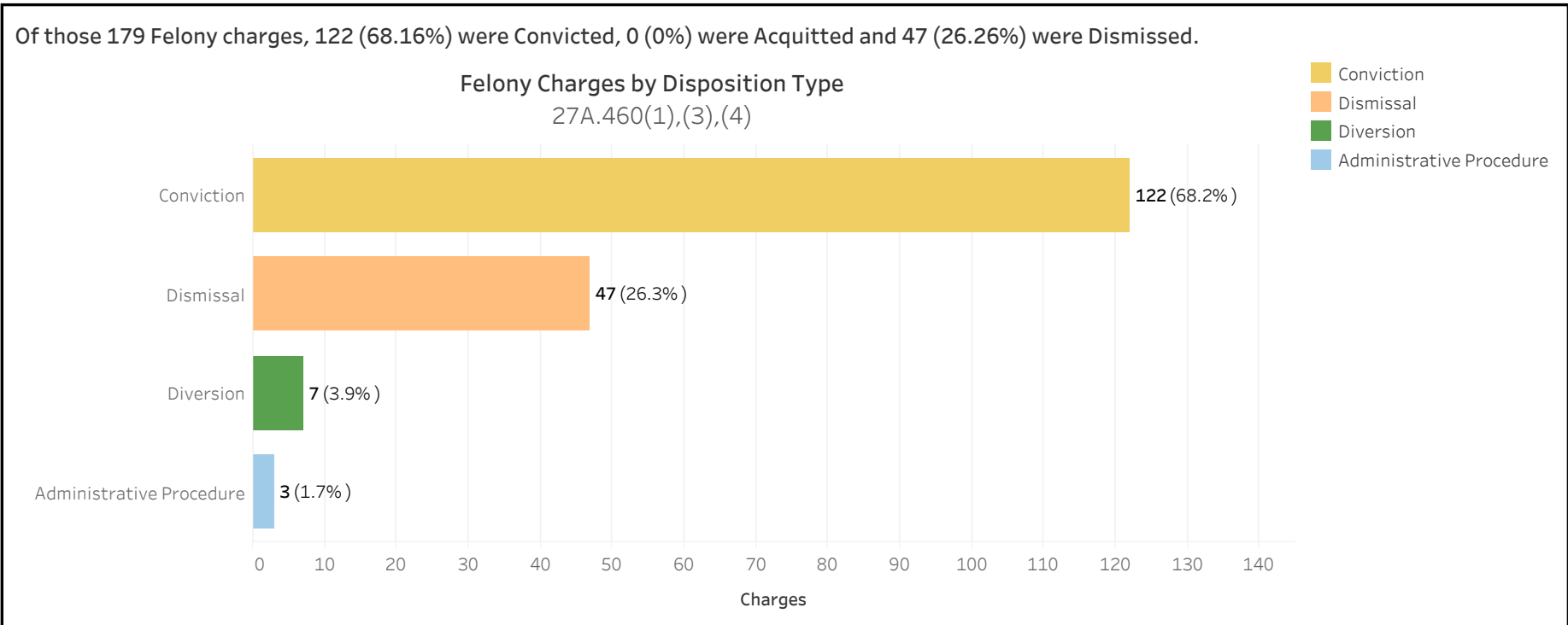


**ADMINISTRATIVE OFFICE OF THE COURTS**  
**Research and Statistics**  
 Annual Report FY 2023  
 Circuit Court - Felony Criminal Cases

**WOODFORD COUNTY**

There were 179 Felony level charges and 32 Non-Felony level charges disposed within 112 Circuit Criminal cases during the Fiscal Year. Non-Felony charges include Misdemeanor, Violation, Local Ordinance or Other charges within those cases.

		Charges	Cases
WOODFORD	Felony	179	90
	Felony amended to Non-Felony	32	



27A.460(1) Conviction Percentages  
 27A.460(3) Percentage of Acquittals  
 27A.460(4) Percentage of Dismissals

\* A case may consist of one or multiple convicted charges, the distinct count on cases counts the case only once.  
 \* Other Disposition types include: Denied, Extradition, Grand Jury, Granted, Merged, Mistrial, Grand Jury, Other, Remanded, and Sealed Records.



**ADMINISTRATIVE OFFICE OF THE COURTS**  
**Research and Statistics**  
 Annual Report FY 2023  
 Circuit Court - Felony Criminal Cases

**WOODFORD COUNTY**

Felony Charges Convicted by Highest Penalty Type

Penalty Type	FELONY			MISDEMEANOR			VIOLATION			Grand Total		
	Charges	% of Chgs	Cases	Charges	% of Chgs	Cases	Charges	% of Chgs	Cases	Charges	% of Chgs	Cases
Incarcerated Prison	39	32.2%	21							39	17.6%	21
Incarcerated Jail	5	4.1%	2	20	20.2%	14				25	11.3%	15
Alternative: Probation	6	5.0%	3	15	15.2%	11				21	9.5%	13
Alternative Sentence	13	10.7%	13	5	5.1%	5				18	8.1%	18
Pay Fine				4	4.0%	4	2	100.0%	2	6	2.7%	6
Pay Court Cost	19	15.7%	19	5	5.1%	5				24	10.8%	24
Other Penalty	39	32.2%	25	50	50.5%	29				89	40.1%	38
<b>Grand Total</b>	<b>121</b>	<b>100.0%</b>	<b>66</b>	<b>99</b>	<b>100.0%</b>	<b>55</b>	<b>2</b>	<b>100.0%</b>	<b>2</b>	<b>222</b>	<b>100.0%</b>	<b>86</b>

27A.460(2) Percentages of fines, imprisonment, or other penalty assessment

Original & Final Plea Type

		GUILTY	NOT GUILTY	UNKNOWN PLEA TYPE	Grand Total
		Felony Charges	Original Plea	19 (10.6%)	110 (61.5%)
	Final Plea	126 (70.4%)	3 (1.7%)	50 (27.9%)	179 (100.0%)
Felony amended to Non-Felony	Original Plea		1 (3.1%)	31 (96.9%)	32 (100.0%)
	Final Plea		1 (3.1%)	31 (96.9%)	32 (100.0%)

27A.460(5) Percentage of pleas as charges

27A.460(6) Percentage of pleas to reduce charges

\* A case may consist of one or multiple convicted charges, the distinct count on cases counts the case only once.

\* Convicted charges, percent of charges and the distinct count of cases are sorted by the highest sentence penalty for each of the convicted charges (Guilty, Guilty - Multiple Counts, Prepayable Citation - Paid or Guilty - Sealed Sentence, Enhanced).





**ADMINISTRATIVE OFFICE OF THE COURTS**  
**Research and Statistics**  
 Annual Report FY 2023  
 Circuit Court - Felony Criminal Cases

**WOODFORD COUNTY**

Cases can have multiple charges which are heard either by a Court Trial, Jury Trial, No Trial or by a combination of trial types. Cases are categorized by how all the charges within the case were disposed. If all charges were disposed by the same trial type, it is counted in the separate category, otherwise, it is counted within the Mixed Trial category. If a charge had no trial type entered or it had No Trial, then it is counted in the No Trial category.

Cases by Trial Type  
 27A.460(7), (8), (9), (10)

	Mixed Trial	No Trial	Grand Total
Felony Amended to Non-Felony	1 4.55%	21 95.45%	22 100.00%
Felony Charges	9 10.00%	81 90.00%	90 100.00%
Felony Convictions	7 10.61%	59 89.39%	66 100.00%

- 27A.460(7) Percentage of disposition to guilty as charged by trial
- 27A.460(8) Percentage of those found guilty of lesser charge by trial
- 27A.460(9) Percentage of cases where jury trial taken
- 27A.460(10) Percentage of trials which are bench (court) trials

Shock Probation by Disposition Type  
 27A.440(3)(b)

	Granted	Grand Total
0026090 SHOCK PROBATION IN FELONY CONVICTIONS	1 100.00%	1 100.00%

27A.440(3)(b) Extracted data on shock probation shall be placed in the annual report of the Administrative Office of the Courts

\* A case may consist of one or multiple convicted charges, the distinct count on cases counts the case only once.  
 \* Other Disposition types include: Denied, Extradition, Grand Jury, Granted, Merged, Mistrial, Grand Jury, Other, Remanded, and Sealed Records.



**ADMINISTRATIVE OFFICE OF THE COURTS**  
**Research and Statistics**  
 Annual Report FY 2023  
 Circuit Court - Felony Criminal Cases  
**WOODFORD COUNTY**

**Youthful Offenders**

There were 0 Felony level charges and 0 Non-Felony level charges disposed within 0 Circuit Criminal cases during the fiscal year. Non-Felony charges include Misdemeanor, Violation, Local Ordinance, or Other charges within those cases.

27A.460(11)

	Charges	Cases
Felony		
Felony Amended to Non-Felony		

27A.460(11) The number of juvenile offenders tried as an adult

Of the 0 Felony level charges disposed within the Youthful Offender cases, 0 (None%) charges were convicted.

Youthful Offender

	Grand Total
Felony Charges by Disposition Type	0

Note: A youth charged prior to their 18th birthday, proceeded against as a youthful offender under KRS 635.020(7) may not be included in the above.

KRS 635.020(7) If a person who is eighteen (18) or older is charged with a felony that occurred prior to their eighteenth birthday, the court shall, upon motion of the county attorney made prior to adjudication and consultation with the Commonwealth's Attorney, the case may proceed in accordance with the provisions of KRS 640.010.

\* A case may consist of one or multiple convicted charges, the distinct count on cases counts the case only once.

\* Other disposition types include: Denied, Extradition, Grand Jury, Granted, Merged, Mistrial, Grand Jury, Other, Remanded, and Sealed Records.