



Family and Juvenile Services
1001 Vandalay Drive
Frankfort, KY 40601
(502) 573-2350

CDW STATUS COMPLAINTS FILED OR CLOSED FY 2022-2025 STATEWIDE

July 9, 2025

By

Samuel Christopher (*Data Analyst*)
Tammy Collins (*Data Analysis Specialist*)
Chris Garrison (*Data Analysis Specialist*)

Statistics Request Overall Description

On May 19, 2025, Research & Statistics received a request for a report of CDW Status Complaints filed or closed for Fiscal Years (FY) 2023, 2024, and 2025. It was also requested that counts of these complaints be broken down by Status Offense Group, County, and Close Reason.

AOC CDWCMS, the case management system utilized by AOC Court Designated Workers, was queried for two statewide data sets: status complaints filed from 7/1/2022 to 6/30/2025 and complaints closed within the same period.

Statistical Table (25_CDW6015)

Statistical Table 25_CDW6015: Contains 161 pages of statewide data related to CDW status complaints filed and/or closed from FY 2023-2025.

Page 1: Displays two stacked-bar visualizations and a summary table. The left bar-chart shows the percentage of distinct status complaints filed during the given timeframe, broken down by Fiscal Year and Status Offense Group, with a separate unique color indicating each group. The right bar-chart provides the same data, but with the count of complaints instead of percentages. The table at the bottom of the page provides a cross-tabulation that displays the counts of status complaints filed, grouped by Complaint Filing Year and Status Offense Group.

Pages 2-21: Present the same data seen in the table on page 1, but further broken down by Complaint County.

Page 22: Provides the same visualizations and table as Page 1, but for complaints closed during the timeframe broken down by Complaint Close Year instead of Complaint Filing Year.

Page 23: Presents the same data seen in the table on page 22, but further broken down by Complaint Close Group.

CDW STATUS COMPLAINTS FILED OR CLOSED FY 2022-2025 STATEWIDE

Statistical Table (25_CDW6015)

Pages 24-43: Present the same data seen in the table on page 22, but further broken down by Complaint County.

Pages 44-79: Present the same data seen in the table on pages 24-43 but further broken down by Complaint Close Group.

Pages 80-136: Present the same data seen on pages 22-79 but limited to cases with a Formal Court Referral. For these pages, Complaint Close Reason replaces Complaint Close Group.

Statistical Analysis Considerations

- The statistical information presented is a snapshot in time as of run date (7/9/2025).
- Counts of complaints are not the same as counts of youth or charges, as a single complaint may contain one or more charges and a single youth may have multiple complaints within a given time period.

Data Element/Field/Variable Requested

Database	Data Element/Field/Variable	Description/Definition
AOC_CDWCMS	Complaint Type	Differentiates Public Complaints and Status Complaints. This report is limited to Status Complaints. <ul style="list-style-type: none"> • Public Complaint: A complaint including at least one public offense charge. • Status Complaint: A complaint including at least one status offense charge and no public offense charges.
	Complaints	A verified statement containing allegations against a youth. A youth may have one or more complaints. A complaint may have one or more charges.
	Charges	The count of charges within complaints entered into the CDWCMS Case Management System.
	Fiscal Year	The Kentucky state Fiscal Year runs from July 1 st through June 30 th .
	Complaint Filing Date	The date the complaint was entered into CDWCMS. Pages 1-21 of this report are limited to complaints with a case filing date between 7/1/2022 and 6/30/2025.
	Complaint Close Date	The date the complaint was closed in CDWCMS. Pages 22-136 of this report are limited to complaints closed between 7/1/2022 and 6/30/2025.
	Complaint County	The county where the complaint was filed.

**CDW STATUS COMPLAINTS FILED OR CLOSED
FY 2022-2025 STATEWIDE**

	Status Offense Group	Indicates the status offense group for the complaint if there is only one distinct value, or reports "Multiple" for any complaints with more than one distinct status offense group among the offenses charged.
	Complaint Close Group and Reason	<p>The manner in which the complaint was closed. Similar close reasons are grouped into broader Complaint Outcomes.</p> <ul style="list-style-type: none"> • Dismissed (Successful Diversion) • Dismissed (Other) <ul style="list-style-type: none"> ○ Informal Adjustment Successful ○ County Attorney Request for Informal Processing or Dismissal ○ No Reasonable Grounds • Formal Court Referral <ul style="list-style-type: none"> ○ Unsuccessful Diversion ○ Informal Adjustment Unsuccessful ○ Child Failed to Appear for Preliminary Inquiry Interview ○ Child Requested Formal Court Hearing ○ Formal Court Referral: CDW ○ Formal Court Referral: County Attorney ○ Formal Court Referral: Judge ○ Youthful Offender Referral • Open Complaint <p>This report is limited to complaints with a close group of Formal Court Referral.</p>

Disclaimer Associated with KCOJ/AOC Database(s) and Element(s)

RESEARCH AND STATISTICS DISCLAIMER for CDWCMS REQUESTS
The data from this report is provided from the Court Designated Worker program. Information received from the Court Designated Worker Program electronic case management system (CDWCMS) is subject to change(s), reprogramming, modification(s) of format and availability at the direction of the Administrative Office of the Courts (AOC), and may not at any particular moment reflect the true status of court cases due to ordinary limitation(s), delay(s) or error(s) in the system's operation.

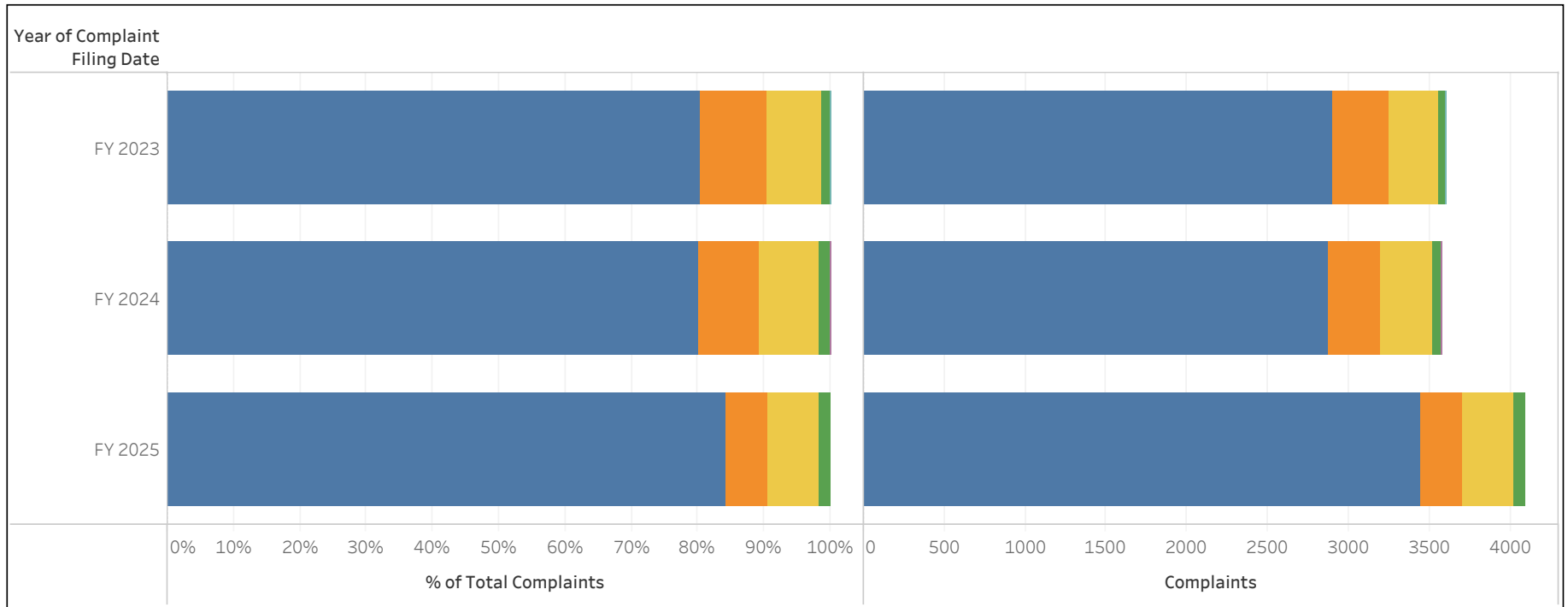


ADMINISTRATIVE OFFICE OF THE COURTS
Research and Statistics

25_CDW6015

Status Complaints Filed Statewide FY 2023 - 2025
by Fiscal Year (FY) and Status Offense Group

Status Offense Group
■ Habitual Truancy ■ Runaway ■ Beyond Control ■ Alcohol < 18 ■ Tobacco < 18 ■ Multiple



Year of Complaint Filing Date	Status Offense Group						Grand Total
	Habitual Truancy	Runaway	Beyond Control	Alcohol < 18	Tobacco < 18	Multiple	
FY 2023	2,898	356	299	48	3		3,604
FY 2024	2,872	323	325	58		2	3,580
FY 2025	3,448	259	317	70			4,094
Grand Total	9,218	938	941	176	3	2	11,278

Statistical Analysis Considerations

* Data provided from the Court Designated Workers Case Management System (CDWCMS).

* A count of complaints is not the same as a count of youth or charges, as a single complaint may contain one or more charges and a single youth may have more than one complaint in a given period of time.

Run Date:
07/09/2025
1 of 136



ADMINISTRATIVE OFFICE OF THE COURTS
Research and Statistics
Status Complaints Filed Statewide FY 2023 - 2025
by County, Fiscal Year (FY), and Status Offense Group

25_CDW6015

Complaint County	Year of Complaint Filing Date	Status Offense Group						Grand Total
		Habitual Truancy	Runaway	Beyond Control	Alcohol < 18	Tobacco < 18	Multiple	
ADAIR	FY 2023	9		1	1			11
	FY 2024	14	4					18
	FY 2025	14	1					15
	Total	37	5	1	1			44
ALLEN	FY 2023	23	2					25
	FY 2024	13	1					14
	FY 2025	5	1					6
	Total	41	4					45
ANDERSON	FY 2023	10	1					11
	FY 2024	3		2	4			9
	FY 2025			3	1			4
	Total	13	1	5	5			24
BALLARD	FY 2023	4	1					5
	FY 2024	4		2				6
	FY 2025	8						8
	Total	16	1	2				19
BARREN	FY 2023	59	2	1				62
	FY 2024	42	2	3				47
	FY 2025	14	9	3	1			27
	Total	115	13	7	1			136
BATH	FY 2023	6		1				7
	FY 2024	17		6				23
	FY 2025	13	2	10				25
	Total	36	2	17				55

Statistical Analysis Considerations

* Data provided from the Court Designated Workers Case Management System (CDWCMS).

* A count of complaints is not the same as a count of youth or charges, as a single complaint may contain one or more charges and a single youth may have more than one complaint in a given period of time.

Run Date:
07/09/2025
2 of 136



ADMINISTRATIVE OFFICE OF THE COURTS
Research and Statistics
Status Complaints Filed Statewide FY 2023 - 2025
by County, Fiscal Year (FY), and Status Offense Group

25_CDW6015

Complaint County	Year of Complaint Filing Date	Status Offense Group						Grand Total
		Habitual Truancy	Runaway	Beyond Control	Alcohol < 18	Tobacco < 18	Multiple	
BELL	FY 2023	43	1					44
	FY 2024	29	2		1			32
	FY 2025	45						45
	Total	117	3		1			121
BOONE	FY 2023		9	4	3			16
	FY 2024		11	16				27
	FY 2025	19	4	22	15			60
	Total	19	24	42	18			103
BOURBON	FY 2023	29	1	8				38
	FY 2024	27						27
	FY 2025	32		4				36
	Total	88	1	12				101
BOYD	FY 2023	82	14	34				130
	FY 2024	90	9	31				130
	FY 2025	117	4	40				161
	Total	289	27	105				421
BOYLE	FY 2023	2		2		2		6
	FY 2024	8	1	2	1			12
	Total	10	1	4	1	2		18
BRACKEN	FY 2023	2	1	1				4
	FY 2024	1		1				2
	FY 2025	2		1				3
	Total	5	1	3				9
BREATHITT	FY 2023		1					1

Statistical Analysis Considerations

* Data provided from the Court Designated Workers Case Management System (CDWCMS).

* A count of complaints is not the same as a count of youth or charges, as a single complaint may contain one or more charges and a single youth may have more than one complaint in a given period of time.

Run Date:
07/09/2025
3 of 136



ADMINISTRATIVE OFFICE OF THE COURTS
Research and Statistics
Status Complaints Filed Statewide FY 2023 - 2025
by County, Fiscal Year (FY), and Status Offense Group

25_CDW6015

Complaint County	Year of Complaint Filing Date	Habitual Truancy	Status Offense Group					Grand Total
			Runaway	Beyond Control	Alcohol < 18	Tobacco < 18	Multiple	
BREATHITT	FY 2025		2					2
	Total		3					3
BRECKINRIDGE	FY 2023	38						38
	FY 2024	31	1					32
	FY 2025	35		2				37
	Total	104	1	2				107
BULLITT	FY 2023	132	6	2	4			144
	FY 2024	149	8	8				165
	FY 2025	19	6	6	1			32
	Total	300	20	16	5			341
BUTLER	FY 2023	2						2
	FY 2024	1		1				2
	FY 2025	3						3
	Total	6		1				7
CALDWELL	FY 2023			1				1
	FY 2024	6		5				11
	FY 2025	1		5				6
	Total	7		11				18
CALLOWAY	FY 2023	3	1					4
	FY 2024	4	1	3				8
	FY 2025	4	2	3				9
	Total	11	4	6				21
CAMPBELL	FY 2023	26	4	6	2			38
	FY 2024	72	9	21	1			103

Statistical Analysis Considerations

* Data provided from the Court Designated Workers Case Management System (CDWCMS).

* A count of complaints is not the same as a count of youth or charges, as a single complaint may contain one or more charges and a single youth may have more than one complaint in a given period of time.

Run Date:
07/09/2025
 4 of 136



ADMINISTRATIVE OFFICE OF THE COURTS
Research and Statistics
Status Complaints Filed Statewide FY 2023 - 2025
by County, Fiscal Year (FY), and Status Offense Group

25_CDW6015

Complaint County	Year of Complaint Filing Date	Status Offense Group						Grand Total
		Habitual Truancy	Runaway	Beyond Control	Alcohol < 18	Tobacco < 18	Multiple	
CAMPBELL	FY 2025	125	16	26	2			169
	Total	223	29	53	5			310
CARLISLE	FY 2023	5		1				6
	FY 2024	7		1				8
	FY 2025	3						3
	Total	15		2				17
CARROLL	FY 2023		1	1				2
	FY 2024	5	2	2				9
	FY 2025	8	1					9
	Total	13	4	3				20
CARTER	FY 2023	11	4	7				22
	FY 2024	4		9				13
	FY 2025	14		10				24
	Total	29	4	26				59
CASEY	FY 2023	6			5			11
	FY 2024	23		1				24
	FY 2025	31		2				33
	Total	60		3	5			68
CHRISTIAN	FY 2023	166	9	23				198
	FY 2024	177	10	13				200
	FY 2025	172	6	3				181
	Total	515	25	39				579
CLARK	FY 2023	26	1					27
	FY 2024	47	4					51

Statistical Analysis Considerations

* Data provided from the Court Designated Workers Case Management System (CDWCMS).

* A count of complaints is not the same as a count of youth or charges, as a single complaint may contain one or more charges and a single youth may have more than one complaint in a given period of time.

Run Date:
07/09/2025
5 of 136



ADMINISTRATIVE OFFICE OF THE COURTS
Research and Statistics
Status Complaints Filed Statewide FY 2023 - 2025
by County, Fiscal Year (FY), and Status Offense Group

25_CDW6015

Complaint County	Year of Complaint Filing Date	Status Offense Group						Grand Total
		Habitual Truancy	Runaway	Beyond Control	Alcohol < 18	Tobacco < 18	Multiple	
CLARK	FY 2025	15	3	1				19
	Total	88	8	1				97
CLAY	FY 2023	1	1					2
	FY 2024	10	1	1				12
	FY 2025	9	1					10
	Total	20	3	1				24
CLINTON	FY 2023	7						7
	FY 2024	4						4
	FY 2025	15	1					16
	Total	26	1					27
CRITTENDEN	FY 2023	5		2	1			8
	FY 2024				1			1
	Total	5		2	2			9
CUMBERLAND	FY 2023	3						3
	FY 2024	1		1				2
	FY 2025	4						4
	Total	8		1				9
DAVISS	FY 2023	133	15	2	2			152
	FY 2024	113	16	4	7			140
	FY 2025	181	10	7	1			199
	Total	427	41	13	10			491
EDMONSON	FY 2025	3			3			6
	Total	3			3			6
ELLIOTT	FY 2023	5		9				14

Statistical Analysis Considerations

* Data provided from the Court Designated Workers Case Management System (CDWCMS).

* A count of complaints is not the same as a count of youth or charges, as a single complaint may contain one or more charges and a single youth may have more than one complaint in a given period of time.

Run Date:
07/09/2025
6 of 136



ADMINISTRATIVE OFFICE OF THE COURTS
Research and Statistics
Status Complaints Filed Statewide FY 2023 - 2025
by County, Fiscal Year (FY), and Status Offense Group

25_CDW6015

Complaint County	Year of Complaint Filing Date	Habitual Truancy	Status Offense Group					Grand Total
			Runaway	Beyond Control	Alcohol < 18	Tobacco < 18	Multiple	
ELLIOTT	FY 2024	3		3				6
	FY 2025			3				3
	Total	8		15				23
ESTILL	FY 2023	18						18
	FY 2024	24		1				25
	FY 2025	2		2				4
	Total	44		3				47
FAYETTE	FY 2023	365	59	40				464
	FY 2024	291	51	23				365
	FY 2025	350	30	21				401
	Total	1,006	140	84				1,230
FLEMING	FY 2023	7	1	1				9
	FY 2024				1			1
	FY 2025	1		2				3
	Total	8	1	3	1			13
FLOYD	FY 2023	110		7	1			118
	FY 2024	80	1	5				86
	FY 2025	3	3	10				16
	Total	193	4	22	1			220
FRANKLIN	FY 2023	10	4	1				15
	FY 2024	16	6	6				28
	FY 2025	24	1	3	2			30
	Total	50	11	10	2			73
FULTON	FY 2023	6		4				10

Statistical Analysis Considerations

* Data provided from the Court Designated Workers Case Management System (CDWCMS).

* A count of complaints is not the same as a count of youth or charges, as a single complaint may contain one or more charges and a single youth may have more than one complaint in a given period of time.

Run Date:
07/09/2025
 7 of 136



ADMINISTRATIVE OFFICE OF THE COURTS
Research and Statistics
Status Complaints Filed Statewide FY 2023 - 2025
by County, Fiscal Year (FY), and Status Offense Group

25_CDW6015

Complaint County	Year of Complaint Filing Date	Status Offense Group						Grand Total
		Habitual Truancy	Runaway	Beyond Control	Alcohol < 18	Tobacco < 18	Multiple	
FULTON	FY 2024	8	1	1			1	11
	FY 2025	6	1					7
	Total	20	2	5			1	28
GALLATIN	FY 2023			9	1			10
	FY 2024	5	1	1				7
	FY 2025	2		3				5
	Total	7	1	13	1			22
GARRARD	FY 2023			1				1
	FY 2024	1		1				2
	FY 2025		1	3	2			6
	Total	1	1	5	2			9
GRANT	FY 2023		1	8				9
	FY 2024	1	1	5				7
	FY 2025	3	3	4				10
	Total	4	5	17				26
GRAVES	FY 2023	8	1					9
	FY 2024	4						4
	FY 2025	3						3
	Total	15	1					16
GRAYSON	FY 2023	8			2			10
	FY 2024	14						14
	FY 2025	9	3		3			15
	Total	31	3		5			39
GREEN	FY 2023	1						1

Statistical Analysis Considerations

* Data provided from the Court Designated Workers Case Management System (CDWCMS).

* A count of complaints is not the same as a count of youth or charges, as a single complaint may contain one or more charges and a single youth may have more than one complaint in a given period of time.

Run Date:
07/09/2025
8 of 136



ADMINISTRATIVE OFFICE OF THE COURTS
Research and Statistics
Status Complaints Filed Statewide FY 2023 - 2025
by County, Fiscal Year (FY), and Status Offense Group

25_CDW6015

Complaint County	Year of Complaint Filing Date	Habitual Truancy	Status Offense Group					Grand Total
			Runaway	Beyond Control	Alcohol < 18	Tobacco < 18	Multiple	
GREEN	FY 2024	9						9
	FY 2025	8						8
	Total	18						18
GREENUP	FY 2023	4	3	10				17
	FY 2024	2	2	6				10
	FY 2025			5				5
	Total	6	5	21				32
HANCOCK	FY 2023	10		1				11
	FY 2024	6	1					7
	FY 2025	16						16
	Total	32	1	1				34
HARDIN	FY 2023	20	5	11	3			39
	FY 2024	26	9	3				38
	FY 2025	49	11	4				64
	Total	95	25	18	3			141
HARLAN	FY 2023	56	3					59
	FY 2024	77	4					81
	FY 2025	43	2					45
	Total	176	9					185
HARRISON	FY 2023	31	1	7				39
	FY 2024	16		2	1			19
	FY 2025	53	6	7				66
	Total	100	7	16	1			124
HART	FY 2023	26	4	1				31

Statistical Analysis Considerations

* Data provided from the Court Designated Workers Case Management System (CDWCMS).

* A count of complaints is not the same as a count of youth or charges, as a single complaint may contain one or more charges and a single youth may have more than one complaint in a given period of time.

Run Date:
07/09/2025
9 of 136



ADMINISTRATIVE OFFICE OF THE COURTS
Research and Statistics
Status Complaints Filed Statewide FY 2023 - 2025
by County, Fiscal Year (FY), and Status Offense Group

25_CDW6015

Complaint County	Year of Complaint Filing Date	Habitual Truancy	Status Offense Group					Grand Total
			Runaway	Beyond Control	Alcohol < 18	Tobacco < 18	Multiple	
HART	FY 2024	28						28
	FY 2025	24		4				28
	Total	78	4	5				87
HENDERSON	FY 2023	32	11	4				47
	FY 2024	45	1	2	3			51
	FY 2025	89	5					94
	Total	166	17	6	3			192
HENRY	FY 2023	10						10
	FY 2024	9	1	2				12
	FY 2025	16			3			19
	Total	35	1	2	3			41
HICKMAN	FY 2023			1				1
	FY 2024			1				1
	FY 2025	1		1				2
	Total	1		3				4
HOPKINS	FY 2023	3						3
	FY 2024	7	1					8
	FY 2025	11		1				12
	Total	21	1	1				23
JACKSON	FY 2023			1				1
	FY 2025	3						3
	Total	3		1				4
JEFFERSON	FY 2023	298	89	1				388
	FY 2024	343	66	2				411

Statistical Analysis Considerations

* Data provided from the Court Designated Workers Case Management System (CDWCMS).

* A count of complaints is not the same as a count of youth or charges, as a single complaint may contain one or more charges and a single youth may have more than one complaint in a given period of time.

Run Date:
07/09/2025
10 of 136



ADMINISTRATIVE OFFICE OF THE COURTS
Research and Statistics
Status Complaints Filed Statewide FY 2023 - 2025
by County, Fiscal Year (FY), and Status Offense Group

25_CDW6015

Complaint County	Year of Complaint Filing Date	Status Offense Group					Grand Total
		Habitual Truancy	Runaway	Beyond Control	Alcohol < 18	Tobacco < 18	
JEFFERSON	FY 2025	617	44	7			668
	Total	1,258	199	10			1,467
JESSAMINE	FY 2023	3	11	3			17
	FY 2024		7	2			9
	FY 2025		2	1			3
	Total	3	20	6			29
JOHNSON	FY 2023	12		2			14
	FY 2024	15		1			16
	FY 2025	3	2	1			6
	Total	30	2	4			36
KENTON	FY 2023	22	15	8			45
	FY 2024	75	24	21			120
	FY 2025	102	23	11			136
	Total	199	62	40			301
KNOTT	FY 2023	1	2	1			4
	FY 2024	11		3			14
	FY 2025	30		5			35
	Total	42	2	9			53
KNOX	FY 2023	38	1				39
	FY 2024	60	1				61
	FY 2025	48					48
	Total	146	2				148
LARUE	FY 2023	5	1	1			7
	FY 2024	4	1	1			6

Statistical Analysis Considerations

* Data provided from the Court Designated Workers Case Management System (CDWCMS).

* A count of complaints is not the same as a count of youth or charges, as a single complaint may contain one or more charges and a single youth may have more than one complaint in a given period of time.

Run Date:
07/09/2025
11 of 136



ADMINISTRATIVE OFFICE OF THE COURTS
Research and Statistics
Status Complaints Filed Statewide FY 2023 - 2025
by County, Fiscal Year (FY), and Status Offense Group

25_CDW6015

Complaint County	Year of Complaint Filing Date	Habitual Truancy	Status Offense Group					Grand Total
			Runaway	Beyond Control	Alcohol < 18	Tobacco < 18	Multiple	
LARUE	FY 2025	5		1				6
	Total	14	2	3				19
LAUREL	FY 2023	42	1	2				45
	FY 2024	29	3	2	3			37
	FY 2025	18	2	2	5			27
	Total	89	6	6	8			109
LAWRENCE	FY 2023	32						32
	FY 2024	29						29
	FY 2025	31	2					33
	Total	92	2					94
LEE	FY 2023	5		3				8
	FY 2024	2		1				3
	Total	7		4				11
LESLIE	FY 2025	1	1					2
	Total	1	1					2
LETCHER	FY 2023			1	1			2
	FY 2024		1					1
	FY 2025	54		1				55
	Total	54	1	2	1			58
LEWIS	FY 2023	12		3	2			17
	FY 2024	6		3				9
	FY 2025	4		1				5
	Total	22		7	2			31
LINCOLN	FY 2023	51	2					53

Statistical Analysis Considerations

* Data provided from the Court Designated Workers Case Management System (CDWCMS).

* A count of complaints is not the same as a count of youth or charges, as a single complaint may contain one or more charges and a single youth may have more than one complaint in a given period of time.

Run Date:
07/09/2025
12 of 136



ADMINISTRATIVE OFFICE OF THE COURTS
Research and Statistics
Status Complaints Filed Statewide FY 2023 - 2025
by County, Fiscal Year (FY), and Status Offense Group

25_CDW6015

Complaint County	Year of Complaint Filing Date	Status Offense Group						Grand Total
		Habitual Truancy	Runaway	Beyond Control	Alcohol < 18	Tobacco < 18	Multiple	
LINCOLN	FY 2024	8	3	1	1			13
	FY 2025	5	1	1				7
	Total	64	6	2	1			73
LIVINGSTON	FY 2023	16		2				18
	FY 2024	10		1	1			12
	FY 2025	3						3
	Total	29		3	1			33
LOGAN	FY 2023	14	1	2				17
	FY 2024	26	2	3				31
	FY 2025	24	1	1				26
	Total	64	4	6				74
LYON	FY 2023	11						11
	FY 2024	5						5
	FY 2025	9						9
	Total	25						25
MADISON	FY 2023	31	8	1				40
	FY 2024	39	6	22	2			69
	FY 2025	46	4	14				64
	Total	116	18	37	2			173
MAGOFFIN	FY 2023	13		4				17
	FY 2024	4	1	2				7
	FY 2025	11	1	5				17
	Total	28	2	11				41
MARION	FY 2023	42	2	4	1			49

Statistical Analysis Considerations

* Data provided from the Court Designated Workers Case Management System (CDWCMS).

* A count of complaints is not the same as a count of youth or charges, as a single complaint may contain one or more charges and a single youth may have more than one complaint in a given period of time.

Run Date:
07/09/2025
13 of 136



ADMINISTRATIVE OFFICE OF THE COURTS
Research and Statistics
Status Complaints Filed Statewide FY 2023 - 2025
by County, Fiscal Year (FY), and Status Offense Group

25_CDW6015

Complaint County	Year of Complaint Filing Date	Status Offense Group						Grand Total
		Habitual Truancy	Runaway	Beyond Control	Alcohol < 18	Tobacco < 18	Multiple	
MARION	FY 2024	33	2	4	1			40
	FY 2025	25	1	4	3			33
	Total	100	5	12	5			122
MARSHALL	FY 2023	1			3			4
	FY 2024	3			1			4
	FY 2025	6						6
	Total	10			4			14
MARTIN	FY 2023	26		1				27
	FY 2024	22		2				24
	FY 2025	12			2			14
	Total	60		3	2			65
MASON	FY 2023	34		7				41
	FY 2024	31	1	7				39
	FY 2025	20	1	1				22
	Total	85	2	15				102
MCCRACKEN	FY 2023	35	5	1				41
	FY 2024	27	3		1			31
	FY 2025	30	2		1			33
	Total	92	10	1	2			105
MCCREARY	FY 2023	80	1					81
	FY 2024	49			1			50
	FY 2025	10						10
	Total	139	1		1			141
MCLEAN	FY 2023	5						5

Statistical Analysis Considerations

* Data provided from the Court Designated Workers Case Management System (CDWCMS).

* A count of complaints is not the same as a count of youth or charges, as a single complaint may contain one or more charges and a single youth may have more than one complaint in a given period of time.

Run Date:
07/09/2025
14 of 136



ADMINISTRATIVE OFFICE OF THE COURTS
Research and Statistics
Status Complaints Filed Statewide FY 2023 - 2025
by County, Fiscal Year (FY), and Status Offense Group

25_CDW6015

Complaint County	Year of Complaint Filing Date	Status Offense Group					Grand Total
		Habitual Truancy	Runaway	Beyond Control	Alcohol < 18	Tobacco < 18	
MCLEAN	FY 2024	4					4
	FY 2025	3		1			4
	Total	12		1			13
MEADE	FY 2023	8	1		2		11
	FY 2024	12			1		13
	FY 2025	28					28
	Total	48	1		3		52
MERCER	FY 2023	20	1	1			22
	FY 2024	25	2		1		28
	FY 2025	16	1	1			18
	Total	61	4	2	1		68
METCALFE	FY 2023	3	1				4
	FY 2024		1		1		2
	FY 2025		1				1
	Total	3	3		1		7
MONROE	FY 2023	13					13
	FY 2024	10	1				11
	FY 2025	5					5
	Total	28	1				29
MONTGOMERY	FY 2023	23	3		3		29
	FY 2024	7	3	4			14
	FY 2025		2	1			3
	Total	30	8	5	3		46
MORGAN	FY 2023	19		11			30

Statistical Analysis Considerations

* Data provided from the Court Designated Workers Case Management System (CDWCMS).

* A count of complaints is not the same as a count of youth or charges, as a single complaint may contain one or more charges and a single youth may have more than one complaint in a given period of time.

Run Date:
07/09/2025
15 of 136



ADMINISTRATIVE OFFICE OF THE COURTS
Research and Statistics
Status Complaints Filed Statewide FY 2023 - 2025
by County, Fiscal Year (FY), and Status Offense Group

25_CDW6015

Complaint County	Year of Complaint Filing Date	Habitual Truancy	Status Offense Group					Grand Total
			Runaway	Beyond Control	Alcohol < 18	Tobacco < 18	Multiple	
MORGAN	FY 2024	30	2	1				33
	FY 2025	21		5				26
	Total	70	2	17				89
MUHLENBERG	FY 2023	28			1	1		30
	FY 2024	19	3	1				23
	FY 2025	40	2	1				43
	Total	87	5	2	1	1		96
NELSON	FY 2023	9	4	1				14
	FY 2024	14	2	1	1			18
	FY 2025	38	2	2	1			43
	Total	61	8	4	2			75
NICHOLAS	FY 2025	6						6
	Total	6						6
OHIO	FY 2023	28	2	2				32
	FY 2024	15	1	1				17
	FY 2025	18			3			21
	Total	61	3	3	3			70
OLDHAM	FY 2023		1		2			3
	FY 2024	1	2	2				5
	FY 2025			1	1			2
	Total	1	3	3	3			10
OWEN	FY 2024		1					1
	FY 2025		3	1				4
	Total		4	1				5

Statistical Analysis Considerations

* Data provided from the Court Designated Workers Case Management System (CDWCMS).

* A count of complaints is not the same as a count of youth or charges, as a single complaint may contain one or more charges and a single youth may have more than one complaint in a given period of time.

Run Date:
07/09/2025
16 of 136



ADMINISTRATIVE OFFICE OF THE COURTS
Research and Statistics
Status Complaints Filed Statewide FY 2023 - 2025
by County, Fiscal Year (FY), and Status Offense Group

25_CDW6015

Complaint County	Year of Complaint Filing Date	Habitual Truancy	Status Offense Group					Grand Total
			Runaway	Beyond Control	Alcohol < 18	Tobacco < 18	Multiple	
OWSLEY	FY 2023	5						5
	FY 2024	9						9
	Total	14						14
PENDLETON	FY 2023	11		4	2			17
	FY 2024	14						14
	FY 2025	11		1	1			13
	Total	36		5	3			44
PERRY	FY 2023	2						2
	FY 2024	8	1		1			10
	FY 2025	2	1					3
	Total	12	2		1			15
PIKE	FY 2023	1	3	5	1			10
	FY 2024			5	1		1	7
	FY 2025	59	2	5				66
	Total	60	5	15	2		1	83
POWELL	FY 2023	24						24
	FY 2024	16	1		3			20
	FY 2025	26	3	1				30
	Total	66	4	1	3			74
PULASKI	FY 2023	42	3	4	1			50
	FY 2024	18	6	1				25
	FY 2025	48	2	2				52
	Total	108	11	7	1			127
ROBERTSON	FY 2024			1				1

Statistical Analysis Considerations

* Data provided from the Court Designated Workers Case Management System (CDWCMS).

* A count of complaints is not the same as a count of youth or charges, as a single complaint may contain one or more charges and a single youth may have more than one complaint in a given period of time.

Run Date:
07/09/2025
17 of 136



ADMINISTRATIVE OFFICE OF THE COURTS
Research and Statistics
Status Complaints Filed Statewide FY 2023 - 2025
by County, Fiscal Year (FY), and Status Offense Group

25_CDW6015

Complaint County	Year of Complaint Filing Date	Habitual Truancy	Status Offense Group					Grand Total
			Runaway	Beyond Control	Alcohol < 18	Tobacco < 18	Multiple	
ROBERTSON	Total				1			1
ROCKCASTLE	FY 2023	4			1			5
	FY 2024	8						8
	FY 2025	12						12
	Total	24			1			25
ROWAN	FY 2023	23	2	4	2			31
	FY 2024	20		18				38
	FY 2025	14	1	6	1			22
	Total	57	3	28	3			91
RUSSELL	FY 2023	4			1			5
	FY 2024	19			1			20
	FY 2025	13						13
	Total	36			2			38
SCOTT	FY 2023	30						30
	FY 2024	13	1	1				15
	FY 2025	6		2	2			10
	Total	49	1	3	2			55
SHELBY	FY 2023		4					4
	FY 2024				2			2
	FY 2025				1			1
	Total		4		3			7
SIMPSON	FY 2023	9	4					13
	FY 2024	8	1	2				11
	FY 2025	18	1	1				20

Statistical Analysis Considerations

* Data provided from the Court Designated Workers Case Management System (CDWCMS).

* A count of complaints is not the same as a count of youth or charges, as a single complaint may contain one or more charges and a single youth may have more than one complaint in a given period of time.

Run Date:
07/09/2025
18 of 136



ADMINISTRATIVE OFFICE OF THE COURTS
Research and Statistics
Status Complaints Filed Statewide FY 2023 - 2025
by County, Fiscal Year (FY), and Status Offense Group

25_CDW6015

Complaint County	Year of Complaint Filing Date	Status Offense Group						Grand Total
		Habitual Truancy	Runaway	Beyond Control	Alcohol < 18	Tobacco < 18	Multiple	
SIMPSON	Total	35	6	3				44
SPENCER	FY 2024				2			2
	FY 2025		1	1				2
	Total		1	1	2			4
TAYLOR	FY 2023	6						6
	FY 2024	10	2	1				13
	FY 2025	9	1	2	1			13
	Total	25	3	3	1			32
TODD	FY 2023	7	1					8
	FY 2024	21						21
	FY 2025	18						18
	Total	46	1					47
TRIGG	FY 2023	48						48
	FY 2024	22						22
	FY 2025	7			1			8
	Total	77			1			78
TRIMBLE	FY 2024	3						3
	FY 2025	7						7
	Total	10						10
UNION	FY 2023	4		2				6
	FY 2024	7		3				10
	FY 2025	10		5				15
	Total	21		10				31
WARREN	FY 2023	7	15	3				25

Statistical Analysis Considerations

* Data provided from the Court Designated Workers Case Management System (CDWCMS).

* A count of complaints is not the same as a count of youth or charges, as a single complaint may contain one or more charges and a single youth may have more than one complaint in a given period of time.

Run Date:
07/09/2025
19 of 136



ADMINISTRATIVE OFFICE OF THE COURTS
Research and Statistics
Status Complaints Filed Statewide FY 2023 - 2025
by County, Fiscal Year (FY), and Status Offense Group

25_CDW6015

Complaint County	Year of Complaint Filing Date	Status Offense Group						Grand Total
		Habitual Truancy	Runaway	Beyond Control	Alcohol < 18	Tobacco < 18	Multiple	
WARREN	FY 2024	23	9	3				35
	FY 2025	187	11	1				199
	Total	217	35	7				259
WASHINGTON	FY 2023	10						10
	FY 2024			3				3
	FY 2025	6	1					7
	Total	16	1	3				20
WAYNE	FY 2023	12						12
	FY 2024	10						10
	FY 2025	8						8
	Total	30						30
WEBSTER	FY 2023	3		1				4
	FY 2024				13			13
	FY 2025	7			12			19
	Total	10		1	25			36
WHITLEY	FY 2023	79	2					81
	FY 2024	81	1	4				86
	FY 2025	53	1		1			55
	Total	213	4	4	1			222
WOLFE	FY 2023	11						11
	FY 2024	6						6
	Total	17						17
WOODFORD	FY 2023	13	2	1				16
	FY 2024	14						14

Statistical Analysis Considerations

* Data provided from the Court Designated Workers Case Management System (CDWCMS).

* A count of complaints is not the same as a count of youth or charges, as a single complaint may contain one or more charges and a single youth may have more than one complaint in a given period of time.

Run Date:
07/09/2025
20 of 136



ADMINISTRATIVE OFFICE OF THE COURTS
Research and Statistics
Status Complaints Filed Statewide FY 2023 - 2025
by County, Fiscal Year (FY), and Status Offense Group

25_CDW6015

Complaint County	Year of Complaint Filing Date	Status Offense Group						Grand Total
		Habitual Truancy	Runaway	Beyond Control	Alcohol < 18	Tobacco < 18	Multiple	
WOODFORD	FY 2025	11	1					12
	Total	38	3	1				42
Grand Total		9,218	938	941	176	3	2	11,278

Statistical Analysis Considerations

* Data provided from the Court Designated Workers Case Management System (CDWCMS).

* A count of complaints is not the same as a count of youth or charges, as a single complaint may contain one or more charges and a single youth may have more than one complaint in a given period of time.

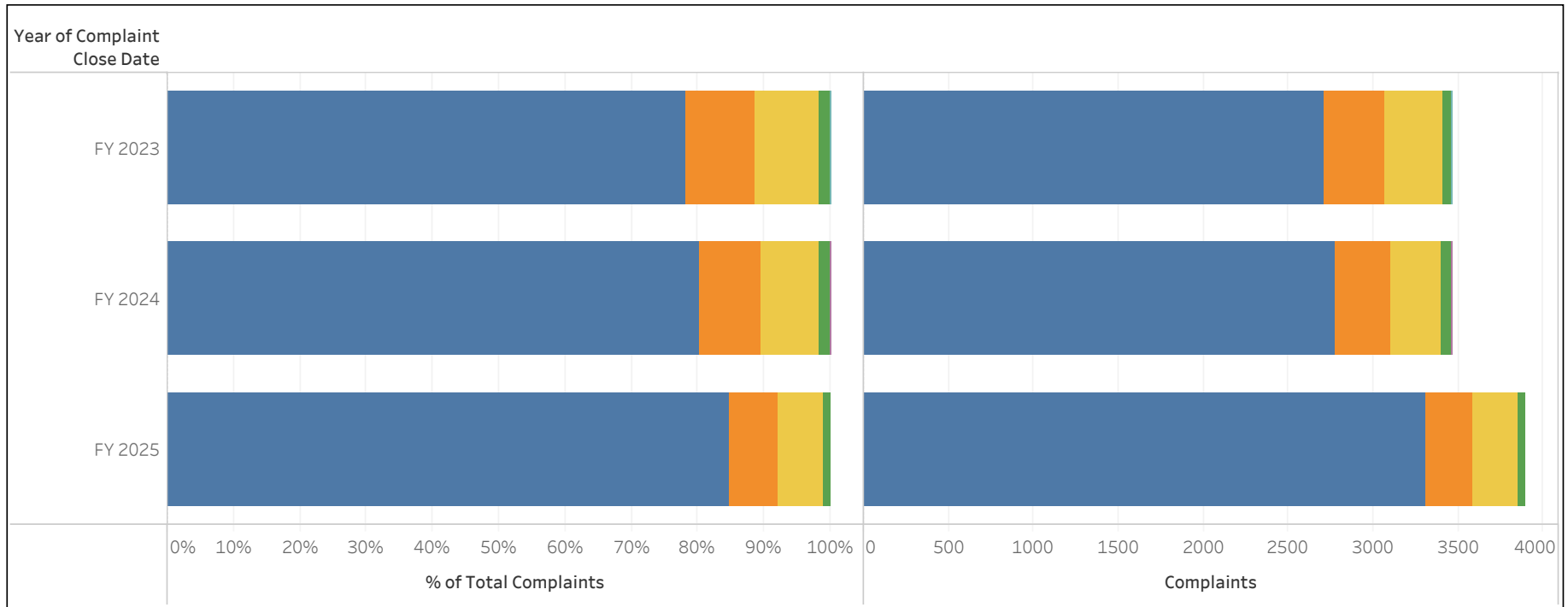


ADMINISTRATIVE OFFICE OF THE COURTS
Research and Statistics

25_CDW6015

Status Complaints Closed Statewide FY 2023 - 2025
by Fiscal Year (FY) and Status Offense Group

Status Offense Group
■ Habitual Truancy ■ Runaway ■ Beyond Control ■ Alcohol < 18 ■ Tobacco < 18 ■ Multiple



Year of Complaint Close Date	Status Offense Group						Grand Total
	Habitual Truancy	Runaway	Beyond Control	Alcohol < 18	Tobacco < 18	Multiple	
FY 2023	2,710	358	337	57	1		3,463
FY 2024	2,780	321	299	61	2	2	3,465
FY 2025	3,304	282	269	41			3,896
Grand Total	8,794	961	905	159	3	2	10,824

Statistical Analysis Considerations

* Data provided from the Court Designated Workers Case Management System (CDWCMS).

* A count of complaints is not the same as a count of youth or charges, as a single complaint may contain one or more charges and a single youth may have more than one complaint in a given period of time.

Run Date:
07/09/2025
22 of 136



**ADMINISTRATIVE OFFICE OF THE COURTS
Research and Statistics**

25_CDW6015

**Status Complaints Closed Statewide FY 2023 - 2025
by Fiscal Year (FY), Complaint Close Group, and Status Offense Group**

Year of Complaint Close Date	Complaint Close Group	Status Offense Group						Grand Total
		Habitual Truancy	Runaway	Beyond Control	Alcohol < 18	Tobacco < 18	Multiple	
FY 2023	Dismissed (Successful Diversion)	1,800	40	213	48			2,101
	Dismissed (Other)	310	159	32	4			505
	Formal Court Referral	600	159	92	5	1		857
FY 2024	Dismissed (Successful Diversion)	1,663	37	169	52	2		1,923
	Dismissed (Other)	367	131	53	3			554
	Formal Court Referral	750	153	77	6		2	988
FY 2025	Dismissed (Successful Diversion)	1,168	35	121	30			1,354
	Dismissed (Other)	271	95	37	4			407
	Formal Court Referral	1,864	152	111	7			2,134
	Other	1						1
Grand Total		8,794	961	905	159	3	2	10,824

Statistical Analysis Considerations

* Data provided from the Court Designated Workers Case Management System (CDWCMS).

* A count of complaints is not the same as a count of youth or charges, as a single complaint may contain one or more charges and a single youth may have more than one complaint in a given period of time.

Run Date:
07/09/2025
23 of 136



ADMINISTRATIVE OFFICE OF THE COURTS
Research and Statistics
Status Complaints Closed Statewide FY 2023 - 2025
by County, Fiscal Year (FY), and Status Offense Group

25_CDW6015

Complaint County	Year of Complaint Close Date	Habitual Truancy	Status Offense Group					Grand Total
			Runaway	Beyond Control	Alcohol < 18	Tobacco < 18	Multiple	
ADAIR	FY 2023	13	1	1	1			16
	FY 2024	8	4	1				13
	FY 2025	21	1					22
	Total	42	6	2	1			51
ALLEN	FY 2023	30	2					32
	FY 2024	17	2					19
	FY 2025	10	1					11
	Total	57	5					62
ANDERSON	FY 2023	18	1	1				20
	FY 2024	7			3			10
	FY 2025			5	1			6
	Total	25	1	6	4			36
BALLARD	FY 2023	9	1					10
	FY 2024	4		2				6
	FY 2025	6						6
	Total	19	1	2				22
BARREN	FY 2023	55	3					58
	FY 2024	48	1	3				52
	FY 2025	40	4	3				47
	Total	143	8	6				157
BATH	FY 2023	10		1				11
	FY 2024	21		5				26
	FY 2025	7		4				11
	Total	38		10				48

Statistical Analysis Considerations

* Data provided from the Court Designated Workers Case Management System (CDWCMS).

* A count of complaints is not the same as a count of youth or charges, as a single complaint may contain one or more charges and a single youth may have more than one complaint in a given period of time.

Run Date:
07/09/2025
24 of 136



ADMINISTRATIVE OFFICE OF THE COURTS
Research and Statistics
Status Complaints Closed Statewide FY 2023 - 2025
by County, Fiscal Year (FY), and Status Offense Group

25_CDW6015

Complaint County	Year of Complaint Close Date	Status Offense Group						Grand Total
		Habitual Truancy	Runaway	Beyond Control	Alcohol < 18	Tobacco < 18	Multiple	
BELL	FY 2023	53	1		1			55
	FY 2024	31	2		1			34
	FY 2025	51						51
	Total	135	3		2			140
BOONE	FY 2023	1	4	6	3			14
	FY 2024		14	11	1			26
	FY 2025	15	5	13	8			41
	Total	16	23	30	12			81
BOURBON	FY 2023	36	1	7				44
	FY 2024	24		3				27
	FY 2025	33						33
	Total	93	1	10				104
BOYD	FY 2023	130	15	31				176
	FY 2024	71	7	33				111
	FY 2025	109	8	31				148
	Total	310	30	95				435
BOYLE	FY 2023	5						5
	FY 2024	7	1	2		2		12
	FY 2025	3		2	1			6
	Total	15	1	4	1	2		23
BRACKEN	FY 2023	2	1	1				4
	FY 2024	1		2				3
	FY 2025	2		1				3
	Total	5	1	4				10

Statistical Analysis Considerations

* Data provided from the Court Designated Workers Case Management System (CDWCMS).

* A count of complaints is not the same as a count of youth or charges, as a single complaint may contain one or more charges and a single youth may have more than one complaint in a given period of time.

Run Date:
07/09/2025
25 of 136



ADMINISTRATIVE OFFICE OF THE COURTS
Research and Statistics
Status Complaints Closed Statewide FY 2023 - 2025
by County, Fiscal Year (FY), and Status Offense Group

25_CDW6015

Complaint County	Year of Complaint Close Date	Habitual Truancy	Status Offense Group					Grand Total
			Runaway	Beyond Control	Alcohol < 18	Tobacco < 18	Multiple	
BREATHITT	FY 2023		1					1
	FY 2025		2					2
	Total		3					3
BRECKINRIDGE	FY 2023	29						29
	FY 2024	31	1					32
	FY 2025	40		1				41
	Total	100	1	1				102
BULLITT	FY 2023	138	7	3	1			149
	FY 2024	122	5	6	3			136
	FY 2025	75	7	8	1			91
	Total	335	19	17	5			376
BUTLER	FY 2023	2						2
	FY 2024	2		1				3
	FY 2025	3						3
	Total	7		1				8
CALDWELL	FY 2023			2				2
	FY 2024	3		2				5
	FY 2025	3		4				7
	Total	6		8				14
CALLOWAY	FY 2023	2	1	1				4
	FY 2024	5	1	3				9
	FY 2025	5	2	1				8
	Total	12	4	5				21
CAMPBELL	FY 2023	37	6	6	2			51

Statistical Analysis Considerations

* Data provided from the Court Designated Workers Case Management System (CDWCMS).

* A count of complaints is not the same as a count of youth or charges, as a single complaint may contain one or more charges and a single youth may have more than one complaint in a given period of time.

Run Date:
07/09/2025
26 of 136



ADMINISTRATIVE OFFICE OF THE COURTS
Research and Statistics
Status Complaints Closed Statewide FY 2023 - 2025
by County, Fiscal Year (FY), and Status Offense Group

25_CDW6015

Complaint County	Year of Complaint Close Date	Habitual Truancy	Status Offense Group					Grand Total
			Runaway	Beyond Control	Alcohol < 18	Tobacco < 18	Multiple	
CAMPBELL	FY 2024	51	9	16	1		77	
	FY 2025	105	14	23	1		143	
	Total	193	29	45	4		271	
CARLISLE	FY 2023	11		2			13	
	FY 2024	3		1			4	
	FY 2025	6					6	
	Total	20		3			23	
CARROLL	FY 2023		2	1			3	
	FY 2024	2	1	1			4	
	FY 2025	9	1	1			11	
	Total	11	4	3			18	
CARTER	FY 2023	20	5	14			39	
	FY 2024	7		5			12	
	FY 2025	10		9			19	
	Total	37	5	28			70	
CASEY	FY 2023	2	1	1	4		8	
	FY 2024	14			1		15	
	FY 2025	33		1			34	
	Total	49	1	2	5		57	
CHRISTIAN	FY 2023	166	11	23			200	
	FY 2024	152	8	13			173	
	FY 2025	157	8	5			170	
	Total	475	27	41			543	
CLARK	FY 2023	29	2				31	

Statistical Analysis Considerations

* Data provided from the Court Designated Workers Case Management System (CDWCMS).

* A count of complaints is not the same as a count of youth or charges, as a single complaint may contain one or more charges and a single youth may have more than one complaint in a given period of time.

Run Date:
07/09/2025
27 of 136



ADMINISTRATIVE OFFICE OF THE COURTS
Research and Statistics
Status Complaints Closed Statewide FY 2023 - 2025
by County, Fiscal Year (FY), and Status Offense Group

25_CDW6015

Complaint County	Year of Complaint Close Date	Habitual Truancy	Status Offense Group					Grand Total
			Runaway	Beyond Control	Alcohol < 18	Tobacco < 18	Multiple	
CLARK	FY 2024	31	2					33
	FY 2025	28	4					32
	Total	88	8					96
CLAY	FY 2023	1						1
	FY 2024	9	2	1				12
	FY 2025	7	1					8
	Total	17	3	1				21
CLINTON	FY 2023	11	1					12
	FY 2024	5						5
	FY 2025	6	1					7
	Total	22	2					24
CRITTENDEN	FY 2023	1		1	1			3
	FY 2024	5		1	1			7
	Total	6		2	2			10
CUMBERLAND	FY 2023	3						3
	FY 2024	1		1				2
	FY 2025	4						4
	Total	8		1				9
DAVISS	FY 2023	141	13	11	2			167
	FY 2024	115	15	4	2			136
	FY 2025	156	11	2	5			174
	Total	412	39	17	9			477
EDMONSON	FY 2023			1				1
	FY 2025	3			2			5

Statistical Analysis Considerations

* Data provided from the Court Designated Workers Case Management System (CDWCMS).

* A count of complaints is not the same as a count of youth or charges, as a single complaint may contain one or more charges and a single youth may have more than one complaint in a given period of time.

Run Date:
07/09/2025
28 of 136



ADMINISTRATIVE OFFICE OF THE COURTS
Research and Statistics
Status Complaints Closed Statewide FY 2023 - 2025
by County, Fiscal Year (FY), and Status Offense Group

25_CDW6015

Complaint County	Year of Complaint Close Date	Habitual Truancy	Status Offense Group					Grand Total
			Runaway	Beyond Control	Alcohol < 18	Tobacco < 18	Multiple	
EDMONSON	Total	3		1	2			6
ELLIOTT	FY 2023	6		11				17
	FY 2024	3		6				9
	FY 2025	2		2				4
	Total	11		19				30
ESTILL	FY 2023	19						19
	FY 2024	24		1				25
	FY 2025	15		1				16
	Total	58		2				60
FAYETTE	FY 2023	348	59	42				449
	FY 2024	372	54	32				458
	FY 2025	332	33	21				386
	Total	1,052	146	95				1,293
FLEMING	FY 2023	8	1	1				10
	FY 2024				1			1
	FY 2025	1		1				2
	Total	9	1	2	1			13
FLOYD	FY 2023	59	1	5	1			66
	FY 2024	76	1	5				82
	FY 2025	58	3	7				68
	Total	193	5	17	1			216
FRANKLIN	FY 2023	5	1	1				7
	FY 2024	14	7	4				25
	FY 2025	29	3	5				37

Statistical Analysis Considerations

* Data provided from the Court Designated Workers Case Management System (CDWCMS).

* A count of complaints is not the same as a count of youth or charges, as a single complaint may contain one or more charges and a single youth may have more than one complaint in a given period of time.

Run Date:
07/09/2025
29 of 136



ADMINISTRATIVE OFFICE OF THE COURTS
Research and Statistics
Status Complaints Closed Statewide FY 2023 - 2025
by County, Fiscal Year (FY), and Status Offense Group

25_CDW6015

Complaint County	Year of Complaint Close Date	Habitual Truancy	Status Offense Group					Grand Total
			Runaway	Beyond Control	Alcohol < 18	Tobacco < 18	Multiple	
FRANKLIN	Total	48	11	10				69
FULTON	FY 2023	9		1				10
	FY 2024	5	1	3			1	10
	FY 2025	7	1	1				9
	Total	21	2	5			1	29
GALLATIN	FY 2023	7		8	1			16
	FY 2024	2	1	4	1			8
	FY 2025	5		3				8
	Total	14	1	15	2			32
GARRARD	FY 2023		1	1				2
	FY 2024	1						1
	FY 2025		1	1	1			3
	Total	1	2	2	1			6
GRANT	FY 2023	1	2	11				14
	FY 2024	1		4				5
	FY 2025	1	4	3				8
	Total	3	6	18				27
GRAVES	FY 2023	13	1	1				15
	FY 2024	3						3
	FY 2025	5						5
	Total	21	1	1				23
GRAYSON	FY 2023	10			2			12
	FY 2024	3						3
	FY 2025	18	2		2			22

Statistical Analysis Considerations

* Data provided from the Court Designated Workers Case Management System (CDWCMS).

* A count of complaints is not the same as a count of youth or charges, as a single complaint may contain one or more charges and a single youth may have more than one complaint in a given period of time.

Run Date:
07/09/2025
30 of 136



ADMINISTRATIVE OFFICE OF THE COURTS
Research and Statistics
Status Complaints Closed Statewide FY 2023 - 2025
by County, Fiscal Year (FY), and Status Offense Group

25_CDW6015

Complaint County	Year of Complaint Close Date	Status Offense Group					Grand Total
		Habitual Truancy	Runaway	Beyond Control	Alcohol < 18	Tobacco < 18	
GRAYSON	Total	31	2		4		37
GREEN	FY 2023				2		2
	FY 2024	9					9
	FY 2025	8					8
	Total	17			2		19
GREENUP	FY 2023	13	2	12			27
	FY 2024	2	3	5			10
	FY 2025			2			2
	Total	15	5	19			39
HANCOCK	FY 2023	11		1			12
	FY 2024	5	1				6
	FY 2025	13					13
	Total	29	1	1			31
HARDIN	FY 2023	22	7	11	4		44
	FY 2024	28	9	2			39
	FY 2025	31	9	4			44
	Total	81	25	17	4		127
HARLAN	FY 2023	42	2				44
	FY 2024	76	5				81
	FY 2025	69	2				71
	Total	187	9				196
HARRISON	FY 2023	32	1	5	1		39
	FY 2024	9	1	4	1		15
	FY 2025	37	4	5			46

Statistical Analysis Considerations

* Data provided from the Court Designated Workers Case Management System (CDWCMS).

* A count of complaints is not the same as a count of youth or charges, as a single complaint may contain one or more charges and a single youth may have more than one complaint in a given period of time.

Run Date:
07/09/2025
31 of 136



ADMINISTRATIVE OFFICE OF THE COURTS
Research and Statistics
Status Complaints Closed Statewide FY 2023 - 2025
by County, Fiscal Year (FY), and Status Offense Group

25_CDW6015

Complaint County	Year of Complaint Close Date	Habitual Truancy	Status Offense Group					Grand Total
			Runaway	Beyond Control	Alcohol < 18	Tobacco < 18	Multiple	
HARRISON	Total	78	6	14	2			100
HART	FY 2023	24	3	1				28
	FY 2024	30	1					31
	FY 2025	31						31
	Total	85	4	1				90
HENDERSON	FY 2023	32	14	8	1			55
	FY 2024	42	1	2	2			47
	FY 2025	81	4	1	1			87
	Total	155	19	11	4			189
HENRY	FY 2023	11		1				12
	FY 2024	4		1				5
	FY 2025	18	1	1	1			21
	Total	33	1	3	1			38
HICKMAN	FY 2023			1				1
	FY 2024			1				1
	FY 2025			1				1
	Total			3				3
HOPKINS	FY 2023				4			4
	FY 2024	5						5
	FY 2025	8	1					9
	Total	13	1		4			18
JACKSON	FY 2023			1				1
	FY 2025	3						3
	Total	3		1				4

Statistical Analysis Considerations

* Data provided from the Court Designated Workers Case Management System (CDWCMS).

* A count of complaints is not the same as a count of youth or charges, as a single complaint may contain one or more charges and a single youth may have more than one complaint in a given period of time.

Run Date:
07/09/2025
32 of 136



ADMINISTRATIVE OFFICE OF THE COURTS
Research and Statistics
Status Complaints Closed Statewide FY 2023 - 2025
by County, Fiscal Year (FY), and Status Offense Group

25_CDW6015

Complaint County	Year of Complaint Close Date	Habitual Truancy	Status Offense Group					Grand Total
			Runaway	Beyond Control	Alcohol < 18	Tobacco < 18	Multiple	
JEFFERSON	FY 2023	81	83	2			166	
	FY 2024	339	65	1			405	
	FY 2025	462	60	8			530	
	Total	882	208	11			1,101	
JESSAMINE	FY 2023	27	11	3			41	
	FY 2024	1	5	2			8	
	FY 2025		4	1			5	
	Total	28	20	6			54	
JOHNSON	FY 2023	26		4			30	
	FY 2024	10					10	
	FY 2025	11	2	1			14	
	Total	47	2	5			54	
KENTON	FY 2023	15	18	5			38	
	FY 2024	43	23	18			84	
	FY 2025	108	21	15			144	
	Total	166	62	38			266	
KNOTT	FY 2023	10	2	1			13	
	FY 2024	10		2			12	
	FY 2025	26		3			29	
	Total	46	2	6			54	
KNOX	FY 2023	31	2				33	
	FY 2024	54	1				55	
	FY 2025	57					57	
	Total	142	3				145	

Statistical Analysis Considerations

* Data provided from the Court Designated Workers Case Management System (CDWCMS).

* A count of complaints is not the same as a count of youth or charges, as a single complaint may contain one or more charges and a single youth may have more than one complaint in a given period of time.

Run Date:
07/09/2025
33 of 136



ADMINISTRATIVE OFFICE OF THE COURTS
Research and Statistics
Status Complaints Closed Statewide FY 2023 - 2025
by County, Fiscal Year (FY), and Status Offense Group

25_CDW6015

Complaint County	Year of Complaint Close Date	Habitual Truancy	Status Offense Group					Grand Total
			Runaway	Beyond Control	Alcohol < 18	Tobacco < 18	Multiple	
LARUE	FY 2023	4	1	4				9
	FY 2024	3	1	1				5
	FY 2025	4						4
	Total	11	2	5				18
LAUREL	FY 2023	44	1	2				47
	FY 2024	39	1	2	1			43
	FY 2025	22	4		4			30
	Total	105	6	4	5			120
LAWRENCE	FY 2023	17		1				18
	FY 2024	39						39
	FY 2025	19	1					20
	Total	75	1	1				77
LEE	FY 2023	8						8
	FY 2024	2		3				5
	FY 2025	1		1				2
	Total	11		4				15
LESLIE	FY 2025	1	1					2
	Total	1	1					2
LETCHER	FY 2023			1				1
	FY 2024		1		1			2
	FY 2025	46		1				47
	Total	46	1	2	1			50
LEWIS	FY 2023	12		2	2			16
	FY 2024	6		6				12

Statistical Analysis Considerations

* Data provided from the Court Designated Workers Case Management System (CDWCMS).

* A count of complaints is not the same as a count of youth or charges, as a single complaint may contain one or more charges and a single youth may have more than one complaint in a given period of time.

Run Date:
07/09/2025
34 of 136



ADMINISTRATIVE OFFICE OF THE COURTS
Research and Statistics
Status Complaints Closed Statewide FY 2023 - 2025
by County, Fiscal Year (FY), and Status Offense Group

25_CDW6015

Complaint County	Year of Complaint Close Date	Habitual Truancy	Status Offense Group					Grand Total
			Runaway	Beyond Control	Alcohol < 18	Tobacco < 18	Multiple	
LEWIS	FY 2025	4		1				5
	Total	22		9	2			33
LINCOLN	FY 2023	8	2		2			12
	FY 2024	47	3		1			51
	FY 2025	7	1	2				10
	Total	62	6	2	3			73
LIVINGSTON	FY 2023	15		2				17
	FY 2024	10		1	1			12
	FY 2025	7						7
	Total	32		3	1			36
LOGAN	FY 2023	12		2				14
	FY 2024	18	3	3				24
	FY 2025	23	1	1				25
	Total	53	4	6				63
LYON	FY 2023	13			1			14
	FY 2024	3						3
	FY 2025	5						5
	Total	21			1			22
MADISON	FY 2023	27	6	1				34
	FY 2024	28	6	12	2			48
	FY 2025	35	5	14				54
	Total	90	17	27	2			136
MAGOFFIN	FY 2023	7		5				12
	FY 2024	8	1	3				12

Statistical Analysis Considerations

* Data provided from the Court Designated Workers Case Management System (CDWCMS).

* A count of complaints is not the same as a count of youth or charges, as a single complaint may contain one or more charges and a single youth may have more than one complaint in a given period of time.

Run Date:
07/09/2025
35 of 136



ADMINISTRATIVE OFFICE OF THE COURTS
Research and Statistics
Status Complaints Closed Statewide FY 2023 - 2025
by County, Fiscal Year (FY), and Status Offense Group

25_CDW6015

Complaint County	Year of Complaint Close Date	Habitual Truancy	Status Offense Group					Grand Total
			Runaway	Beyond Control	Alcohol < 18	Tobacco < 18	Multiple	
MAGOFFIN	FY 2025	10	1	4				15
	Total	25	2	12				39
MARION	FY 2023	39	2	8	1			50
	FY 2024	21	2	1	2			26
	FY 2025	35	1	5				41
	Total	95	5	14	3			117
MARSHALL	FY 2023	4			7			11
	FY 2024	2			1			3
	FY 2025	3			1			4
	Total	9			9			18
MARTIN	FY 2023	20		1				21
	FY 2024	13		1				14
	FY 2025	27		1	2			30
	Total	60		3	2			65
MASON	FY 2023	38		9				47
	FY 2024	37	1	3				41
	FY 2025	20	1	5				26
	Total	95	2	17				114
MCCRACKEN	FY 2023	28	7	1				36
	FY 2024	37	1		1			39
	FY 2025	20	3		1			24
	Total	85	11	1	2			99
MCCREARY	FY 2023	62	1					63
	FY 2024	49			1			50

Statistical Analysis Considerations

* Data provided from the Court Designated Workers Case Management System (CDWCMS).

* A count of complaints is not the same as a count of youth or charges, as a single complaint may contain one or more charges and a single youth may have more than one complaint in a given period of time.

Run Date:
07/09/2025
36 of 136



ADMINISTRATIVE OFFICE OF THE COURTS
Research and Statistics
Status Complaints Closed Statewide FY 2023 - 2025
by County, Fiscal Year (FY), and Status Offense Group

25_CDW6015

Complaint County	Year of Complaint Close Date	Habitual Truancy	Status Offense Group					Grand Total
			Runaway	Beyond Control	Alcohol < 18	Tobacco < 18	Multiple	
MCCREARY	FY 2025	28						28
	Total	139	1		1			141
MCLEAN	FY 2023	8			1			9
	FY 2024	1						1
	FY 2025	7						7
	Total	16			1			17
MEADE	FY 2023	7	1		1			9
	FY 2024	10			1			11
	FY 2025	20			1			21
	Total	37	1		3			41
MERCER	FY 2023	29	1					30
	FY 2024	26	2	1	1			30
	FY 2025	13						13
	Total	68	3	1	1			73
METCALFE	FY 2023	3						3
	FY 2024		2		1			3
	FY 2025		1					1
	Total	3	3		1			7
MONROE	FY 2023	13						13
	FY 2024	14	1					15
	FY 2025	5						5
	Total	32	1					33
MONTGOMERY	FY 2023	18	3		1			22
	FY 2024	13	2	4	2			21

Statistical Analysis Considerations

* Data provided from the Court Designated Workers Case Management System (CDWCMS).

* A count of complaints is not the same as a count of youth or charges, as a single complaint may contain one or more charges and a single youth may have more than one complaint in a given period of time.

Run Date:
07/09/2025
37 of 136



ADMINISTRATIVE OFFICE OF THE COURTS
Research and Statistics
Status Complaints Closed Statewide FY 2023 - 2025
by County, Fiscal Year (FY), and Status Offense Group

25_CDW6015

Complaint County	Year of Complaint Close Date	Habitual Truancy	Status Offense Group					Grand Total
			Runaway	Beyond Control	Alcohol < 18	Tobacco < 18	Multiple	
MONTGOMERY	FY 2025	1	3					4
	Total	32	8	4	3			47
MORGAN	FY 2023	20		5				25
	FY 2024	29	2	6				37
	FY 2025	21		2				23
	Total	70	2	13				85
MUHLENBERG	FY 2023	23				1		24
	FY 2024	26	2	1	1			30
	FY 2025	23	2	1				26
	Total	72	4	2	1	1		80
NELSON	FY 2023	10	5	1				16
	FY 2024	8			1			9
	FY 2025	25	2	2				29
	Total	43	7	3	1			54
NICHOLAS	FY 2023	3						3
	FY 2025	1						1
	Total	4						4
OHIO	FY 2023	30	2	3				35
	FY 2024	16	2	1				19
	FY 2025	10						10
	Total	56	4	4				64
OLDHAM	FY 2023		1	1	1			3
	FY 2024		2	2	2			6
	FY 2025	1						1

Statistical Analysis Considerations

* Data provided from the Court Designated Workers Case Management System (CDWCMS).

* A count of complaints is not the same as a count of youth or charges, as a single complaint may contain one or more charges and a single youth may have more than one complaint in a given period of time.

Run Date:
07/09/2025
38 of 136



ADMINISTRATIVE OFFICE OF THE COURTS
Research and Statistics
Status Complaints Closed Statewide FY 2023 - 2025
by County, Fiscal Year (FY), and Status Offense Group

25_CDW6015

Complaint County	Year of Complaint Close Date	Habitual Truancy	Status Offense Group					Grand Total
			Runaway	Beyond Control	Alcohol < 18	Tobacco < 18	Multiple	
OLDHAM	Total	1	3	3	3			10
OWEN	FY 2024		1					1
	FY 2025		2	1				3
	Total		3	1				4
OWSLEY	FY 2023	9	1					10
	FY 2024	8						8
	FY 2025	4						4
	Total	21	1					22
PENDLETON	FY 2023	10		4	2			16
	FY 2024	11						11
	FY 2025	11		1	1			13
	Total	32		5	3			40
PERRY	FY 2023	2						2
	FY 2024	8						8
	FY 2025	1	1		1			3
	Total	11	1		1			13
PIKE	FY 2023		3	7	1			11
	FY 2024	1		8	1		1	11
	FY 2025	21	2	1				24
	Total	22	5	16	2		1	46
POWELL	FY 2023	23						23
	FY 2024	13	1		3			17
	FY 2025	19	3	1				23
	Total	55	4	1	3			63

Statistical Analysis Considerations

* Data provided from the Court Designated Workers Case Management System (CDWCMS).

* A count of complaints is not the same as a count of youth or charges, as a single complaint may contain one or more charges and a single youth may have more than one complaint in a given period of time.

Run Date:
07/09/2025
39 of 136



ADMINISTRATIVE OFFICE OF THE COURTS
Research and Statistics
Status Complaints Closed Statewide FY 2023 - 2025
by County, Fiscal Year (FY), and Status Offense Group

25_CDW6015

Complaint County	Year of Complaint Close Date	Habitual Truancy	Status Offense Group					Grand Total
			Runaway	Beyond Control	Alcohol < 18	Tobacco < 18	Multiple	
PULASKI	FY 2023	30	4	6	1		41	
	FY 2024	31	7	1			39	
	FY 2025	35	2	2			39	
	Total	96	13	9	1		119	
ROBERTSON	FY 2025			1			1	
	Total			1			1	
ROCKCASTLE	FY 2023	5			1		6	
	FY 2024	9					9	
	FY 2025	4					4	
	Total	18			1		19	
ROWAN	FY 2023	26	1	4	1		32	
	FY 2024	19	1	12	2		34	
	FY 2025	19	1	8			28	
	Total	64	3	24	3		94	
RUSSELL	FY 2023	6					6	
	FY 2024	6			2		8	
	FY 2025	20					20	
	Total	32			2		34	
SCOTT	FY 2023	47		2			49	
	FY 2024	17	1				18	
	FY 2025	9		1	1		11	
	Total	73	1	3	1		78	
SHELBY	FY 2023		3				3	
	FY 2024		2		2		4	

Statistical Analysis Considerations

* Data provided from the Court Designated Workers Case Management System (CDWCMS).

* A count of complaints is not the same as a count of youth or charges, as a single complaint may contain one or more charges and a single youth may have more than one complaint in a given period of time.

Run Date:
07/09/2025
40 of 136



ADMINISTRATIVE OFFICE OF THE COURTS
Research and Statistics
Status Complaints Closed Statewide FY 2023 - 2025
by County, Fiscal Year (FY), and Status Offense Group

25_CDW6015

Complaint County	Year of Complaint Close Date	Habitual Truancy	Status Offense Group					Grand Total
			Runaway	Beyond Control	Alcohol < 18	Tobacco < 18	Multiple	
SHELBY	FY 2025					1		1
	Total		5			3		8
SIMPSON	FY 2023	12	3	1				16
	FY 2024	8	3	1				12
	FY 2025	16	1	2				19
	Total	36	7	4				47
SPENCER	FY 2024					2		2
	FY 2025		1	1				2
	Total		1	1		2		4
TAYLOR	FY 2023	4						4
	FY 2024	5	2	1				8
	FY 2025	12	1	2	1			16
	Total	21	3	3	1			28
TODD	FY 2023	3	1					4
	FY 2024	7						7
	FY 2025	28						28
	Total	38	1					39
TRIGG	FY 2023	38						38
	FY 2024	32						32
	FY 2025	14						14
	Total	84						84
TRIMBLE	FY 2025	8						8
	Total	8						8
UNION	FY 2023	14		1				15

Statistical Analysis Considerations

* Data provided from the Court Designated Workers Case Management System (CDWCMS).

* A count of complaints is not the same as a count of youth or charges, as a single complaint may contain one or more charges and a single youth may have more than one complaint in a given period of time.

Run Date:
07/09/2025
41 of 136



ADMINISTRATIVE OFFICE OF THE COURTS
Research and Statistics
Status Complaints Closed Statewide FY 2023 - 2025
by County, Fiscal Year (FY), and Status Offense Group

25_CDW6015

Complaint County	Year of Complaint Close Date	Habitual Truancy	Status Offense Group					Grand Total
			Runaway	Beyond Control	Alcohol < 18	Tobacco < 18	Multiple	
UNION	FY 2024	9		2				11
	FY 2025	9		3				12
	Total	32		6				38
WARREN	FY 2023	6	13	2				21
	FY 2024	16	13	3				32
	FY 2025	148	13	3				164
	Total	170	39	8				217
WASHINGTON	FY 2023	9						9
	FY 2024	1		3				4
	FY 2025	1	1					2
	Total	11	1	3				15
WAYNE	FY 2023	11						11
	FY 2024	8						8
	FY 2025	12						12
	Total	31						31
WEBSTER	FY 2023	2		3				5
	FY 2024	1			11			12
	FY 2025	6			3			9
	Total	9		3	14			26
WHITLEY	FY 2023	80	3	2	3			88
	FY 2024	79	1	3				83
	FY 2025	66	1	1				68
	Total	225	5	6	3			239
WOLFE	FY 2023	14						14

Statistical Analysis Considerations

* Data provided from the Court Designated Workers Case Management System (CDWCMS).

* A count of complaints is not the same as a count of youth or charges, as a single complaint may contain one or more charges and a single youth may have more than one complaint in a given period of time.

Run Date:
07/09/2025
42 of 136



ADMINISTRATIVE OFFICE OF THE COURTS
Research and Statistics
Status Complaints Closed Statewide FY 2023 - 2025
by County, Fiscal Year (FY), and Status Offense Group

25_CDW6015

Complaint County	Year of Complaint Close Date	Habitual Truancy	Status Offense Group					Grand Total
			Runaway	Beyond Control	Alcohol < 18	Tobacco < 18	Multiple	
WOLFE	FY 2024	6						6
	Total	20						20
WOODFORD	FY 2023	20	2	4				26
	FY 2024	12						12
	FY 2025	14	1					15
	Total	46	3	4				53
Grand Total		8,794	961	905	159	3	2	10,824

Statistical Analysis Considerations

* Data provided from the Court Designated Workers Case Management System (CDWCMS).

* A count of complaints is not the same as a count of youth or charges, as a single complaint may contain one or more charges and a single youth may have more than one complaint in a given period of time.



**ADMINISTRATIVE OFFICE OF THE COURTS
Research and Statistics**

25_CDW6015

**Status Complaints Closed Statewide FY 2023 - 2025
by County, Fiscal Year (FY), Month, Status Offense Group, and Complaint Close Group**

Complaint County	Year of Complaint Close Date	Complaint Close Group	Status Offense Group					Grand Total
			Habitual Truancy	Runaway	Beyond Control	Alcohol < 18	Tobacco < 18	
ADAIR	FY 2023	Dismissed (Successful Diversion)	11		1	1		13
		Formal Court Referral	2	1				3
	FY 2024	Dismissed (Successful Diversion)	6	2	1			9
		Formal Court Referral	2	2				4
	FY 2025	Dismissed (Successful Diversion)	10	1				11
Formal Court Referral		11					11	
ALLEN	FY 2023	Dismissed (Successful Diversion)	20	2				22
		Dismissed (Other)	3					3
		Formal Court Referral	7					7
	FY 2024	Dismissed (Successful Diversion)	7					7
		Dismissed (Other)	2					2
		Formal Court Referral	8	2				10
	FY 2025	Dismissed (Successful Diversion)	3					3
Formal Court Referral		7	1				8	
ANDERSON	FY 2023	Dismissed (Successful Diversion)	14		1			15
		Dismissed (Other)	1					1
		Formal Court Referral	3	1				4
	FY 2024	Dismissed (Successful Diversion)	5			2		7
		Dismissed (Other)				1		1
		Formal Court Referral	2					2
	FY 2025	Dismissed (Successful Diversion)			2			2
Dismissed (Other)				1	1		2	
Formal Court Referral				2			2	
BALLARD	FY 2023	Dismissed (Successful Diversion)	7					7

Statistical Analysis Considerations

* Data provided from the Court Designated Workers Case Management System (CDWCMS).

* A count of complaints is not the same as a count of youth or charges, as a single complaint may contain one or more charges and a single youth may have more than one complaint in a given period of time.

Run Date:
07/09/2025
44 of 136



**ADMINISTRATIVE OFFICE OF THE COURTS
Research and Statistics**

25_CDW6015

**Status Complaints Closed Statewide FY 2023 - 2025
by County, Fiscal Year (FY), Month, Status Offense Group, and Complaint Close Group**

Complaint County	Year of Complaint Close Date	Complaint Close Group	Status Offense Group					Grand Total	
			Habitual Truancy	Runaway	Beyond Control	Alcohol < 18	Tobacco < 18		Multiple
BALLARD	FY 2023	Dismissed (Other)	1	1				2	
		Formal Court Referral	1					1	
	FY 2024	Dismissed (Successful Diversion)	2		1			3	
		Formal Court Referral	2		1			3	
	FY 2025	Dismissed (Successful Diversion)	1					1	
		Dismissed (Other)	2					2	
		Formal Court Referral	3					3	
	BARREN	FY 2023	Dismissed (Successful Diversion)	41	2				43
			Dismissed (Other)	4					4
Formal Court Referral			10	1				11	
FY 2024		Dismissed (Successful Diversion)	37	1	1			39	
		Dismissed (Other)	6		2			8	
		Formal Court Referral	5					5	
FY 2025		Dismissed (Successful Diversion)	27	2	2			31	
		Dismissed (Other)	3					3	
		Formal Court Referral	10	2	1			13	
BATH	FY 2023	Dismissed (Successful Diversion)	9		1			10	
		Dismissed (Other)	1					1	
	FY 2024	Dismissed (Successful Diversion)	12		2			14	
		Dismissed (Other)	7		2			9	
		Formal Court Referral	2		1			3	
	FY 2025	Dismissed (Successful Diversion)	1		2			3	
		Dismissed (Other)	1		1			2	
Formal Court Referral		5		1			6		

Statistical Analysis Considerations

* Data provided from the Court Designated Workers Case Management System (CDWCMS).

* A count of complaints is not the same as a count of youth or charges, as a single complaint may contain one or more charges and a single youth may have more than one complaint in a given period of time.

Run Date:
07/09/2025
45 of 136



**ADMINISTRATIVE OFFICE OF THE COURTS
Research and Statistics**

25_CDW6015

**Status Complaints Closed Statewide FY 2023 - 2025
by County, Fiscal Year (FY), Month, Status Offense Group, and Complaint Close Group**

Complaint County	Year of Complaint Close Date	Complaint Close Group	Status Offense Group					Grand Total	
			Habitual Truancy	Runaway	Beyond Control	Alcohol < 18	Tobacco < 18		Multiple
BELL	FY 2023	Dismissed (Successful Diversion)	32				1		33
		Dismissed (Other)	10						10
		Formal Court Referral	11	1					12
	FY 2024	Dismissed (Successful Diversion)	12	1			1		14
		Dismissed (Other)	13						13
		Formal Court Referral	6	1					7
	FY 2025	Dismissed (Successful Diversion)	6						6
		Dismissed (Other)	5						5
		Formal Court Referral	40						40
BOONE	FY 2023	Dismissed (Successful Diversion)	1		4		3		8
		Dismissed (Other)		3	2				5
		Formal Court Referral		1					1
	FY 2024	Dismissed (Successful Diversion)		1	8		1		10
		Dismissed (Other)		4	1				5
		Formal Court Referral		9	2				11
	FY 2025	Dismissed (Successful Diversion)	1		5		7		13
		Dismissed (Other)	4	3	1				8
		Formal Court Referral	10	2	7		1		20
BOURBON	FY 2023	Dismissed (Successful Diversion)	25		4				29
		Dismissed (Other)	2	1	1				4
		Formal Court Referral	9		2				11
	FY 2024	Dismissed (Successful Diversion)	18		1				19
		Dismissed (Other)	1						1
		Formal Court Referral	5		2				7

Statistical Analysis Considerations

* Data provided from the Court Designated Workers Case Management System (CDWCMS).

* A count of complaints is not the same as a count of youth or charges, as a single complaint may contain one or more charges and a single youth may have more than one complaint in a given period of time.

Run Date:
07/09/2025
46 of 136



**ADMINISTRATIVE OFFICE OF THE COURTS
Research and Statistics**

25_CDW6015

**Status Complaints Closed Statewide FY 2023 - 2025
by County, Fiscal Year (FY), Month, Status Offense Group, and Complaint Close Group**

Complaint County	Year of Complaint Close Date	Complaint Close Group	Status Offense Group					Grand Total
			Habitual Truancy	Runaway	Beyond Control	Alcohol < 18	Tobacco < 18	
BOURBON	FY 2025	Dismissed (Successful Diversion)	17					17
		Dismissed (Other)	3					3
		Formal Court Referral	13					13
BOYD	FY 2023	Dismissed (Successful Diversion)	84	2	20			106
		Dismissed (Other)	9	2	2			13
		Formal Court Referral	37	11	9			57
	FY 2024	Dismissed (Successful Diversion)	30	2	20			52
		Dismissed (Other)	6	2	1			9
		Formal Court Referral	35	3	12			50
	FY 2025	Dismissed (Successful Diversion)	19	1	9			29
		Dismissed (Other)	19	1				20
		Formal Court Referral	71	6	22			99
BOYLE	FY 2023	Dismissed (Successful Diversion)	4					4
		Formal Court Referral	1					1
	FY 2024	Dismissed (Successful Diversion)	6	1	2		2	11
		Formal Court Referral	1					1
	FY 2025	Dismissed (Successful Diversion)	3		2	1		6
BRACKEN	FY 2023	Dismissed (Successful Diversion)	1		1			2
		Dismissed (Other)	1					1
		Formal Court Referral		1				1
	FY 2024	Dismissed (Successful Diversion)			1			1
		Dismissed (Other)	1					1
		Formal Court Referral			1			1
	FY 2025	Dismissed (Successful Diversion)			1			1

Statistical Analysis Considerations

* Data provided from the Court Designated Workers Case Management System (CDWCMS).

* A count of complaints is not the same as a count of youth or charges, as a single complaint may contain one or more charges and a single youth may have more than one complaint in a given period of time.

Run Date:
07/09/2025
47 of 136



**ADMINISTRATIVE OFFICE OF THE COURTS
Research and Statistics**

25_CDW6015

**Status Complaints Closed Statewide FY 2023 - 2025
by County, Fiscal Year (FY), Month, Status Offense Group, and Complaint Close Group**

Complaint County	Year of Complaint Close Date	Complaint Close Group	Status Offense Group					Grand Total	
			Habitual Truancy	Runaway	Beyond Control	Alcohol < 18	Tobacco < 18		Multiple
BRACKEN	FY 2025	Formal Court Referral	2						2
BREATHITT	FY 2023	Dismissed (Other)		1					1
	FY 2025	Dismissed (Other)		1					1
		Formal Court Referral		1					1
BRECKINRIDGE	FY 2023	Dismissed (Successful Diversion)	24						24
		Dismissed (Other)	1						1
		Formal Court Referral	4						4
	FY 2024	Dismissed (Successful Diversion)	25						25
		Dismissed (Other)	2	1					3
		Formal Court Referral	4						4
	FY 2025	Dismissed (Successful Diversion)	15						15
		Dismissed (Other)	5		1				6
		Formal Court Referral	20						20
BULLITT	FY 2023	Dismissed (Successful Diversion)	100	1	1				102
		Dismissed (Other)	18	4		1			23
		Formal Court Referral	20	2	2				24
	FY 2024	Dismissed (Successful Diversion)	84	3	3	3			93
		Dismissed (Other)	23	2	2				27
		Formal Court Referral	15		1				16
	FY 2025	Dismissed (Successful Diversion)	61	1	3	1			66
		Dismissed (Other)	4	1	1				6
		Formal Court Referral	10	5	4				19
BUTLER	FY 2023	Formal Court Referral	2						2
	FY 2024	Dismissed (Successful Diversion)	2		1				3

Statistical Analysis Considerations

* Data provided from the Court Designated Workers Case Management System (CDWCMS).

* A count of complaints is not the same as a count of youth or charges, as a single complaint may contain one or more charges and a single youth may have more than one complaint in a given period of time.

Run Date:
07/09/2025
48 of 136



**ADMINISTRATIVE OFFICE OF THE COURTS
Research and Statistics**

25_CDW6015

**Status Complaints Closed Statewide FY 2023 - 2025
by County, Fiscal Year (FY), Month, Status Offense Group, and Complaint Close Group**

Complaint County	Year of Complaint Close Date	Complaint Close Group	Status Offense Group					Grand Total
			Habitual Truancy	Runaway	Beyond Control	Alcohol < 18	Tobacco < 18	
BUTLER	FY 2025	Formal Court Referral	3					3
CALDWELL	FY 2023	Dismissed (Successful Diversion)			1			1
		Formal Court Referral			1			1
	FY 2024	Dismissed (Successful Diversion)			1			1
		Formal Court Referral	3		1			4
FY 2025	Dismissed (Successful Diversion)	3		4			7	
CALLOWAY	FY 2023	Dismissed (Successful Diversion)	1	1	1			3
		Formal Court Referral	1					1
	FY 2024	Dismissed (Successful Diversion)	4					4
		Dismissed (Other)		1	1			2
		Formal Court Referral	1		2			3
	FY 2025	Dismissed (Successful Diversion)	3					3
Dismissed (Other)			1	1			2	
Formal Court Referral		2	1				3	
CAMPBELL	FY 2023	Dismissed (Successful Diversion)	21	1	2			24
		Dismissed (Other)	3	2				5
		Formal Court Referral	13	3	4	2		22
	FY 2024	Dismissed (Successful Diversion)	17	1	5	1		24
		Dismissed (Other)	3	2	3			8
		Formal Court Referral	31	6	8			45
FY 2025	Dismissed (Successful Diversion)	22	1	4	1		28	
	Dismissed (Other)	4	2	3			9	
	Formal Court Referral	79	11	16			106	
CARLISLE	FY 2023	Dismissed (Successful Diversion)	10		1			11

Statistical Analysis Considerations

* Data provided from the Court Designated Workers Case Management System (CDWCMS).

* A count of complaints is not the same as a count of youth or charges, as a single complaint may contain one or more charges and a single youth may have more than one complaint in a given period of time.

Run Date:
07/09/2025
49 of 136



**ADMINISTRATIVE OFFICE OF THE COURTS
Research and Statistics**

25_CDW6015

**Status Complaints Closed Statewide FY 2023 - 2025
by County, Fiscal Year (FY), Month, Status Offense Group, and Complaint Close Group**

Complaint County	Year of Complaint Close Date	Complaint Close Group	Status Offense Group					Grand Total
			Habitual Truancy	Runaway	Beyond Control	Alcohol < 18	Tobacco < 18	
CARLISLE	FY 2023	Dismissed (Other)	1					1
		Formal Court Referral			1			1
	FY 2024	Dismissed (Successful Diversion)	2					2
		Formal Court Referral	1		1			2
	FY 2025	Dismissed (Successful Diversion)	6					6
CARROLL	FY 2023	Dismissed (Other)		1				1
		Formal Court Referral		1	1			2
	FY 2024	Dismissed (Successful Diversion)	2			1		3
		Formal Court Referral		1				1
	FY 2025	Dismissed (Successful Diversion)	3			1		4
		Dismissed (Other)		1				1
Formal Court Referral		6					6	
CARTER	FY 2023	Dismissed (Successful Diversion)	13	1	9			23
		Dismissed (Other)	2	2	1			5
		Formal Court Referral	5	2	4			11
	FY 2024	Dismissed (Successful Diversion)	6			2		8
		Dismissed (Other)	1					1
		Formal Court Referral				3		3
	FY 2025	Dismissed (Successful Diversion)	2			6		8
		Dismissed (Other)	2			1		3
		Formal Court Referral	6			2		8
CASEY	FY 2023	Dismissed (Successful Diversion)	1		1	4		6
		Dismissed (Other)	1					1
		Formal Court Referral		1				1

Statistical Analysis Considerations

* Data provided from the Court Designated Workers Case Management System (CDWCMS).

* A count of complaints is not the same as a count of youth or charges, as a single complaint may contain one or more charges and a single youth may have more than one complaint in a given period of time.

Run Date:
07/09/2025
50 of 136



**ADMINISTRATIVE OFFICE OF THE COURTS
Research and Statistics**

25_CDW6015

**Status Complaints Closed Statewide FY 2023 - 2025
by County, Fiscal Year (FY), Month, Status Offense Group, and Complaint Close Group**

Complaint County	Year of Complaint Close Date	Complaint Close Group	Status Offense Group					Grand Total
			Habitual Truancy	Runaway	Beyond Control	Alcohol < 18	Tobacco < 18	
CASEY	FY 2024	Dismissed (Successful Diversion)	11				1	12
		Formal Court Referral	3					3
	FY 2025	Dismissed (Successful Diversion)	15		1			16
		Dismissed (Other)	2					2
		Formal Court Referral	16					16
	CHRISTIAN	FY 2023	Dismissed (Successful Diversion)	122	1	5		
Dismissed (Other)			7	1	3			11
Formal Court Referral			37	9	15			61
FY 2024		Dismissed (Successful Diversion)	119		6			125
		Dismissed (Other)	8		2			10
		Formal Court Referral	25	8	5			38
FY 2025		Dismissed (Successful Diversion)	100	3	2			105
		Dismissed (Other)	6					6
		Formal Court Referral	51	5	3			59
CLARK	FY 2023	Dismissed (Successful Diversion)	19					19
		Dismissed (Other)	4	1				5
		Formal Court Referral	6	1				7
	FY 2024	Dismissed (Successful Diversion)	8					8
		Dismissed (Other)	10					10
		Formal Court Referral	13	2				15
	FY 2025	Dismissed (Successful Diversion)	19	1				20
		Dismissed (Other)	2					2
		Formal Court Referral	7	3				10
CLAY	FY 2023	Dismissed (Other)	1					1

Statistical Analysis Considerations

* Data provided from the Court Designated Workers Case Management System (CDWCMS).

* A count of complaints is not the same as a count of youth or charges, as a single complaint may contain one or more charges and a single youth may have more than one complaint in a given period of time.

Run Date:
07/09/2025
51 of 136



**ADMINISTRATIVE OFFICE OF THE COURTS
Research and Statistics**

25_CDW6015

**Status Complaints Closed Statewide FY 2023 - 2025
by County, Fiscal Year (FY), Month, Status Offense Group, and Complaint Close Group**

Complaint County	Year of Complaint Close Date	Complaint Close Group	Status Offense Group					Grand Total
			Habitual Truancy	Runaway	Beyond Control	Alcohol < 18	Tobacco < 18	
CLAY	FY 2024	Dismissed (Successful Diversion)	2					2
		Dismissed (Other)	6	1	1			8
		Formal Court Referral	1	1				2
	FY 2025	Dismissed (Successful Diversion)	1					1
		Dismissed (Other)	3					3
		Formal Court Referral	3	1				4
CLINTON	FY 2023	Dismissed (Successful Diversion)	10					10
		Dismissed (Other)	1	1				2
	FY 2024	Dismissed (Successful Diversion)	3					3
		Dismissed (Other)	1					1
		Formal Court Referral	1					1
	FY 2025	Dismissed (Successful Diversion)	1					1
Formal Court Referral		5	1				6	
CRITTENDEN	FY 2023	Dismissed (Successful Diversion)	1		1	1		3
	FY 2024	Dismissed (Successful Diversion)	5		1	1		7
CUMBERLAND	FY 2023	Dismissed (Successful Diversion)	2					2
		Formal Court Referral	1					1
	FY 2024	Dismissed (Successful Diversion)	1					1
		Formal Court Referral			1			1
FY 2025	Formal Court Referral	4					4	
DAVISS	FY 2023	Dismissed (Successful Diversion)	78	1	10	1		90
		Dismissed (Other)	26					26
		Formal Court Referral	37	12	1	1		51
	FY 2024	Dismissed (Successful Diversion)	69		4	2		75

Statistical Analysis Considerations

* Data provided from the Court Designated Workers Case Management System (CDWCMS).

* A count of complaints is not the same as a count of youth or charges, as a single complaint may contain one or more charges and a single youth may have more than one complaint in a given period of time.

Run Date:
07/09/2025
52 of 136



**ADMINISTRATIVE OFFICE OF THE COURTS
Research and Statistics**

25_CDW6015

**Status Complaints Closed Statewide FY 2023 - 2025
by County, Fiscal Year (FY), Month, Status Offense Group, and Complaint Close Group**

Complaint County	Year of Complaint Close Date	Complaint Close Group	Status Offense Group						Grand Total
			Habitual Truancy	Runaway	Beyond Control	Alcohol < 18	Tobacco < 18	Multiple	
DAVIESS	FY 2024	Dismissed (Other)	10	5					15
		Formal Court Referral	36	10					46
	FY 2025	Dismissed (Successful Diversion)	34	2	1	4			41
		Dismissed (Other)	12		1				13
		Formal Court Referral	110	9		1			120
EDMONSON	FY 2023	Dismissed (Successful Diversion)			1				1
	FY 2025	Dismissed (Successful Diversion)				2			2
		Formal Court Referral	3						3
ELLIOTT	FY 2023	Dismissed (Successful Diversion)	4		6				10
		Formal Court Referral	2		5				7
	FY 2024	Dismissed (Successful Diversion)	2		4				6
		Formal Court Referral	1		2				3
	FY 2025	Dismissed (Successful Diversion)	2						2
		Formal Court Referral			2				2
ESTILL	FY 2023	Dismissed (Successful Diversion)	10						10
		Dismissed (Other)	3						3
		Formal Court Referral	6						6
	FY 2024	Dismissed (Successful Diversion)	16		1				17
		Formal Court Referral	8						8
	FY 2025	Dismissed (Successful Diversion)	12						12
		Dismissed (Other)	1						1
		Formal Court Referral	2		1				3
FAYETTE	FY 2023	Dismissed (Successful Diversion)	216	9	21				246
		Dismissed (Other)	51	29	11				91

Statistical Analysis Considerations

* Data provided from the Court Designated Workers Case Management System (CDWCMS).

* A count of complaints is not the same as a count of youth or charges, as a single complaint may contain one or more charges and a single youth may have more than one complaint in a given period of time.

Run Date:
07/09/2025
53 of 136



**ADMINISTRATIVE OFFICE OF THE COURTS
Research and Statistics**

25_CDW6015

**Status Complaints Closed Statewide FY 2023 - 2025
by County, Fiscal Year (FY), Month, Status Offense Group, and Complaint Close Group**

Complaint County	Year of Complaint Close Date	Complaint Close Group	Status Offense Group					Grand Total
			Habitual Truancy	Runaway	Beyond Control	Alcohol < 18	Tobacco < 18	
FAYETTE	FY 2023	Formal Court Referral	81	21	10			112
	FY 2024	Dismissed (Successful Diversion)	216	2	10			228
		Dismissed (Other)	48	30	19			97
		Formal Court Referral	108	22	3			133
	FY 2025	Dismissed (Successful Diversion)	110	5	8			123
		Dismissed (Other)	35	10	3			48
Formal Court Referral		187	18	10			215	
FLEMING	FY 2023	Dismissed (Successful Diversion)	6		1			7
		Dismissed (Other)	1	1				2
		Formal Court Referral	1					1
	FY 2024	Dismissed (Successful Diversion)				1		1
	FY 2025	Dismissed (Successful Diversion)			1			1
		Dismissed (Other)	1					1
FLOYD	FY 2023	Dismissed (Successful Diversion)	40		3	1		44
		Dismissed (Other)	11	1				12
		Formal Court Referral	8		2			10
	FY 2024	Dismissed (Successful Diversion)	65		3			68
		Dismissed (Other)	6					6
		Formal Court Referral	5	1	2			8
	FY 2025	Dismissed (Successful Diversion)	54		3			57
		Dismissed (Other)	3	1	1			5
		Formal Court Referral	1	2	3			6
FRANKLIN	FY 2023	Dismissed (Successful Diversion)	2					2
		Dismissed (Other)			1			1

Statistical Analysis Considerations

* Data provided from the Court Designated Workers Case Management System (CDWCMS).

* A count of complaints is not the same as a count of youth or charges, as a single complaint may contain one or more charges and a single youth may have more than one complaint in a given period of time.

Run Date:
07/09/2025
54 of 136



**ADMINISTRATIVE OFFICE OF THE COURTS
Research and Statistics**

25_CDW6015

**Status Complaints Closed Statewide FY 2023 - 2025
by County, Fiscal Year (FY), Month, Status Offense Group, and Complaint Close Group**

Complaint County	Year of Complaint Close Date	Complaint Close Group	Status Offense Group					Grand Total
			Habitual Truancy	Runaway	Beyond Control	Alcohol < 18	Tobacco < 18	
FRANKLIN	FY 2023	Formal Court Referral	3	1				4
	FY 2024	Dismissed (Successful Diversion)	8	2	3			13
		Dismissed (Other)	1	3				4
		Formal Court Referral	5	2	1			8
	FY 2025	Dismissed (Successful Diversion)	7	2	4			13
		Dismissed (Other)		1	1			2
Formal Court Referral		22					22	
FULTON	FY 2023	Dismissed (Successful Diversion)	7		1			8
		Formal Court Referral	2					2
	FY 2024	Dismissed (Successful Diversion)	4		1			5
		Formal Court Referral	1	1	2		1	5
	FY 2025	Dismissed (Successful Diversion)	3		1			4
		Dismissed (Other)	1					1
Formal Court Referral		3	1				4	
GALLATIN	FY 2023	Dismissed (Successful Diversion)	7		7	1		15
		Formal Court Referral			1			1
	FY 2024	Dismissed (Successful Diversion)			3	1		4
		Dismissed (Other)	1					1
		Formal Court Referral	1	1	1			3
	FY 2025	Dismissed (Successful Diversion)	4					4
Dismissed (Other)				1			1	
Formal Court Referral		1		2			3	
GARRARD	FY 2023	Dismissed (Successful Diversion)			1			1
		Dismissed (Other)		1				1

Statistical Analysis Considerations

* Data provided from the Court Designated Workers Case Management System (CDWCMS).

* A count of complaints is not the same as a count of youth or charges, as a single complaint may contain one or more charges and a single youth may have more than one complaint in a given period of time.

Run Date:
07/09/2025
55 of 136



**ADMINISTRATIVE OFFICE OF THE COURTS
Research and Statistics**

25_CDW6015

**Status Complaints Closed Statewide FY 2023 - 2025
by County, Fiscal Year (FY), Month, Status Offense Group, and Complaint Close Group**

Complaint County	Year of Complaint Close Date	Complaint Close Group	Status Offense Group					Grand Total	
			Habitual Truancy	Runaway	Beyond Control	Alcohol < 18	Tobacco < 18		Multiple
GARRARD	FY 2024	Dismissed (Successful Diversion)	1						1
	FY 2025	Dismissed (Successful Diversion)			1	1			2
		Dismissed (Other)		1					1
GRANT	FY 2023	Dismissed (Successful Diversion)	1		8				9
		Dismissed (Other)			1				1
		Formal Court Referral		2	2				4
	FY 2024	Dismissed (Successful Diversion)			2				2
		Formal Court Referral	1		2				3
	FY 2025	Dismissed (Successful Diversion)		1	2				3
Formal Court Referral		1	3	1				5	
GRAVES	FY 2023	Dismissed (Successful Diversion)	4						4
		Formal Court Referral	9	1	1				11
	FY 2024	Formal Court Referral	3						3
	FY 2025	Dismissed (Successful Diversion)	1						1
		Formal Court Referral	4						4
GRAYSON	FY 2023	Dismissed (Successful Diversion)	7			1			8
		Dismissed (Other)	1						1
		Formal Court Referral	2			1			3
	FY 2024	Dismissed (Successful Diversion)	2						2
		Formal Court Referral	1						1
	FY 2025	Dismissed (Successful Diversion)	9			2			11
		Dismissed (Other)	2						2
Formal Court Referral		7	2					9	
GREEN	FY 2023	Dismissed (Successful Diversion)				2			2

Statistical Analysis Considerations

* Data provided from the Court Designated Workers Case Management System (CDWCMS).

* A count of complaints is not the same as a count of youth or charges, as a single complaint may contain one or more charges and a single youth may have more than one complaint in a given period of time.

Run Date:
07/09/2025
56 of 136



**ADMINISTRATIVE OFFICE OF THE COURTS
Research and Statistics**

25_CDW6015

**Status Complaints Closed Statewide FY 2023 - 2025
by County, Fiscal Year (FY), Month, Status Offense Group, and Complaint Close Group**

Complaint County	Year of Complaint Close Date	Complaint Close Group	Status Offense Group					Grand Total
			Habitual Truancy	Runaway	Beyond Control	Alcohol < 18	Tobacco < 18	
GREEN	FY 2024	Dismissed (Successful Diversion)	6					6
		Dismissed (Other)	1					1
		Formal Court Referral	2					2
	FY 2025	Dismissed (Successful Diversion)	1					1
		Formal Court Referral	7					7
	GREENUP	FY 2023	Dismissed (Successful Diversion)	9		10		
Dismissed (Other)			4		2			6
Formal Court Referral				2				2
FY 2024		Dismissed (Successful Diversion)			1			1
		Dismissed (Other)	2	2	4			8
		Formal Court Referral		1				1
FY 2025		Dismissed (Successful Diversion)			1			1
		Dismissed (Other)			1			1
HANCOCK		FY 2023	Dismissed (Successful Diversion)	7		1		
	Formal Court Referral		4					4
	FY 2024	Dismissed (Successful Diversion)	3					3
		Dismissed (Other)		1				1
		Formal Court Referral	2					2
	FY 2025	Dismissed (Successful Diversion)	2					2
		Dismissed (Other)	1					1
Formal Court Referral		10					10	
HARDIN	FY 2023	Dismissed (Successful Diversion)	18	2	7	3		30
		Dismissed (Other)	1	2		1		4
		Formal Court Referral	3	3	4			10

Statistical Analysis Considerations

* Data provided from the Court Designated Workers Case Management System (CDWCMS).

* A count of complaints is not the same as a count of youth or charges, as a single complaint may contain one or more charges and a single youth may have more than one complaint in a given period of time.

Run Date:
07/09/2025
57 of 136



**ADMINISTRATIVE OFFICE OF THE COURTS
Research and Statistics**

25_CDW6015

**Status Complaints Closed Statewide FY 2023 - 2025
by County, Fiscal Year (FY), Month, Status Offense Group, and Complaint Close Group**

Complaint County	Year of Complaint Close Date	Complaint Close Group	Status Offense Group					Grand Total
			Habitual Truancy	Runaway	Beyond Control	Alcohol < 18	Tobacco < 18	
HARDIN	FY 2024	Dismissed (Successful Diversion)	16	1	1			18
		Dismissed (Other)	8	3				11
		Formal Court Referral	4	5	1			10
	FY 2025	Dismissed (Successful Diversion)		1	1			2
		Dismissed (Other)	2		1			3
		Formal Court Referral	29	8	2			39
HARLAN	FY 2023	Dismissed (Successful Diversion)	15					15
		Dismissed (Other)	8	1				9
		Formal Court Referral	19	1				20
	FY 2024	Dismissed (Successful Diversion)	35					35
		Dismissed (Other)	29	1				30
		Formal Court Referral	12	4				16
	FY 2025	Dismissed (Successful Diversion)	20					20
		Dismissed (Other)	13	1				14
		Formal Court Referral	36	1				37
HARRISON	FY 2023	Dismissed (Successful Diversion)	28		4	1		33
		Dismissed (Other)	3	1				4
		Formal Court Referral	1		1			2
	FY 2024	Dismissed (Successful Diversion)	8	1	4	1		14
		Formal Court Referral	1					1
	FY 2025	Dismissed (Successful Diversion)	17	1	3			21
Dismissed (Other)		6	2	1			9	
Formal Court Referral		14	1	1			16	
HART	FY 2023	Dismissed (Successful Diversion)	21	2	1			24

Statistical Analysis Considerations

* Data provided from the Court Designated Workers Case Management System (CDWCMS).

* A count of complaints is not the same as a count of youth or charges, as a single complaint may contain one or more charges and a single youth may have more than one complaint in a given period of time.

Run Date:
07/09/2025
58 of 136



**ADMINISTRATIVE OFFICE OF THE COURTS
Research and Statistics**

25_CDW6015

**Status Complaints Closed Statewide FY 2023 - 2025
by County, Fiscal Year (FY), Month, Status Offense Group, and Complaint Close Group**

Complaint County	Year of Complaint Close Date	Complaint Close Group	Status Offense Group					Grand Total
			Habitual Truancy	Runaway	Beyond Control	Alcohol < 18	Tobacco < 18	
HART	FY 2023	Dismissed (Other)	1					1
		Formal Court Referral	2	1				3
	FY 2024	Dismissed (Successful Diversion)	18					18
		Dismissed (Other)	5	1				6
		Formal Court Referral	7					7
	FY 2025	Dismissed (Successful Diversion)	19					19
		Dismissed (Other)	2					2
		Formal Court Referral	10					10
	HENDERSON	FY 2023	Dismissed (Successful Diversion)	11	3	8		
Dismissed (Other)			3	1		1		5
Formal Court Referral			18	10				28
FY 2024		Dismissed (Successful Diversion)	21		1			22
		Dismissed (Other)	1					1
		Formal Court Referral	20	1	1	2		24
FY 2025		Dismissed (Successful Diversion)	8		1	1		10
		Dismissed (Other)	2					2
		Formal Court Referral	71	4				75
HENRY	FY 2023	Dismissed (Successful Diversion)	7		1			8
		Formal Court Referral	4					4
	FY 2024	Dismissed (Successful Diversion)	4					4
		Formal Court Referral			1			1
	FY 2025	Dismissed (Successful Diversion)	7	1				8
Formal Court Referral		11		1	1		13	
HICKMAN	FY 2023	Dismissed (Successful Diversion)			1			1

Statistical Analysis Considerations

* Data provided from the Court Designated Workers Case Management System (CDWCMS).

* A count of complaints is not the same as a count of youth or charges, as a single complaint may contain one or more charges and a single youth may have more than one complaint in a given period of time.

Run Date:
07/09/2025
59 of 136



**ADMINISTRATIVE OFFICE OF THE COURTS
Research and Statistics**

25_CDW6015

**Status Complaints Closed Statewide FY 2023 - 2025
by County, Fiscal Year (FY), Month, Status Offense Group, and Complaint Close Group**

Complaint County	Year of Complaint Close Date	Complaint Close Group	Status Offense Group					Grand Total
			Habitual Truancy	Runaway	Beyond Control	Alcohol < 18	Tobacco < 18	
HICKMAN	FY 2024	Formal Court Referral			1			1
	FY 2025	Formal Court Referral			1			1
HOPKINS	FY 2023	Dismissed (Successful Diversion)				4		4
	FY 2024	Dismissed (Successful Diversion)	3					3
		Formal Court Referral	2					2
	FY 2025	Dismissed (Successful Diversion)	5					5
		Dismissed (Other)		1				1
		Formal Court Referral	3					3
JACKSON	FY 2023	Formal Court Referral			1			1
	FY 2025	Dismissed (Other)	2					2
		Formal Court Referral	1					1
JEFFERSON	FY 2023	Dismissed (Successful Diversion)	18		1			19
		Dismissed (Other)	27	76	1			104
		Formal Court Referral	36	7				43
	FY 2024	Dismissed (Successful Diversion)	116					116
		Dismissed (Other)	63	58	1			122
		Formal Court Referral	160	7				167
	FY 2025	Dismissed (Successful Diversion)	103	1				104
		Dismissed (Other)	42	52	7			101
		Formal Court Referral	317	7	1			325
JESSAMINE	FY 2023	Dismissed (Successful Diversion)	17		3			20
		Dismissed (Other)		2				2
		Formal Court Referral	10	9				19
	FY 2024	Dismissed (Successful Diversion)	1		2			3

Statistical Analysis Considerations

* Data provided from the Court Designated Workers Case Management System (CDWCMS).

* A count of complaints is not the same as a count of youth or charges, as a single complaint may contain one or more charges and a single youth may have more than one complaint in a given period of time.

Run Date:
07/09/2025
60 of 136



**ADMINISTRATIVE OFFICE OF THE COURTS
Research and Statistics**

25_CDW6015

**Status Complaints Closed Statewide FY 2023 - 2025
by County, Fiscal Year (FY), Month, Status Offense Group, and Complaint Close Group**

Complaint County	Year of Complaint Close Date	Complaint Close Group	Status Offense Group					Grand Total
			Habitual Truancy	Runaway	Beyond Control	Alcohol < 18	Tobacco < 18	
JESSAMINE	FY 2024	Dismissed (Other)		1				1
		Formal Court Referral		4				4
	FY 2025	Dismissed (Successful Diversion)		2				2
		Formal Court Referral		2	1			3
JOHNSON	FY 2023	Dismissed (Successful Diversion)	18		3			21
		Dismissed (Other)	3					3
		Formal Court Referral	5		1			6
	FY 2024	Dismissed (Successful Diversion)	8					8
		Dismissed (Other)	1					1
		Formal Court Referral	1					1
	FY 2025	Dismissed (Successful Diversion)	9		1			10
		Formal Court Referral	2	2				4
KENTON	FY 2023	Dismissed (Successful Diversion)	12		4			16
		Dismissed (Other)	2	5	1			8
		Formal Court Referral	1	13				14
	FY 2024	Dismissed (Successful Diversion)	22	2	17			41
		Dismissed (Other)	6	3				9
		Formal Court Referral	15	18	1			34
	FY 2025	Dismissed (Successful Diversion)	47	2	7			56
		Dismissed (Other)	3	5	3			11
		Formal Court Referral	57	14	5			76
Other		1					1	
KNOTT	FY 2023	Dismissed (Successful Diversion)	10	1	1			12
		Formal Court Referral		1				1

Statistical Analysis Considerations

* Data provided from the Court Designated Workers Case Management System (CDWCMS).

* A count of complaints is not the same as a count of youth or charges, as a single complaint may contain one or more charges and a single youth may have more than one complaint in a given period of time.

Run Date:
07/09/2025
61 of 136



**ADMINISTRATIVE OFFICE OF THE COURTS
Research and Statistics**

25_CDW6015

**Status Complaints Closed Statewide FY 2023 - 2025
by County, Fiscal Year (FY), Month, Status Offense Group, and Complaint Close Group**

Complaint County	Year of Complaint Close Date	Complaint Close Group	Status Offense Group					Grand Total	
			Habitual Truancy	Runaway	Beyond Control	Alcohol < 18	Tobacco < 18		Multiple
KNOTT	FY 2024	Dismissed (Successful Diversion)	7		1			8	
		Dismissed (Other)	2					2	
		Formal Court Referral	1		1			2	
	FY 2025	Dismissed (Successful Diversion)	1		1			2	
		Formal Court Referral	25		2			27	
	KNOX	FY 2023	Dismissed (Successful Diversion)	18					18
Dismissed (Other)			2	1				3	
Formal Court Referral			11	1				12	
FY 2024		Dismissed (Successful Diversion)	35					35	
		Dismissed (Other)	2					2	
		Formal Court Referral	17	1				18	
FY 2025		Dismissed (Successful Diversion)	27					27	
		Dismissed (Other)	3					3	
		Formal Court Referral	27					27	
LARUE		FY 2023	Dismissed (Successful Diversion)	2		3			5
			Dismissed (Other)	1					1
			Formal Court Referral	1	1	1			3
	FY 2024	Dismissed (Successful Diversion)	1	1				2	
		Dismissed (Other)	2					2	
		Formal Court Referral			1			1	
	FY 2025	Dismissed (Successful Diversion)	3					3	
		Formal Court Referral	1					1	
	LAUREL	FY 2023	Dismissed (Successful Diversion)	28		1			29
Dismissed (Other)			2					2	

Statistical Analysis Considerations

* Data provided from the Court Designated Workers Case Management System (CDWCMS).

* A count of complaints is not the same as a count of youth or charges, as a single complaint may contain one or more charges and a single youth may have more than one complaint in a given period of time.

Run Date:
07/09/2025
62 of 136



**ADMINISTRATIVE OFFICE OF THE COURTS
Research and Statistics**

25_CDW6015

**Status Complaints Closed Statewide FY 2023 - 2025
by County, Fiscal Year (FY), Month, Status Offense Group, and Complaint Close Group**

Complaint County	Year of Complaint Close Date	Complaint Close Group	Status Offense Group					Grand Total
			Habitual Truancy	Runaway	Beyond Control	Alcohol < 18	Tobacco < 18	
LAUREL	FY 2023	Formal Court Referral	14	1	1			16
	FY 2024	Dismissed (Successful Diversion)	27		2			29
		Formal Court Referral	12	1		1		14
	FY 2025	Dismissed (Successful Diversion)	6	1		2		9
		Dismissed (Other)	1	1		2		4
	Formal Court Referral	15	2				17	
LAWRENCE	FY 2023	Dismissed (Successful Diversion)	14					14
		Dismissed (Other)	2					2
		Formal Court Referral	1		1			2
	FY 2024	Dismissed (Successful Diversion)	36					36
		Formal Court Referral	3					3
	FY 2025	Dismissed (Successful Diversion)	12					12
Formal Court Referral		7	1				8	
LEE	FY 2023	Dismissed (Successful Diversion)	4					4
		Dismissed (Other)	4					4
	FY 2024	Dismissed (Successful Diversion)	1		1			2
		Dismissed (Other)	1					1
		Formal Court Referral			2			2
FY 2025	Formal Court Referral	1		1			2	
LESLIE	FY 2025	Formal Court Referral	1	1				2
LETCHER	FY 2023	Dismissed (Successful Diversion)			1			1
	FY 2024	Dismissed (Successful Diversion)				1		1
		Formal Court Referral		1				1
FY 2025	Dismissed (Other)	7					7	

Statistical Analysis Considerations

* Data provided from the Court Designated Workers Case Management System (CDWCMS).

* A count of complaints is not the same as a count of youth or charges, as a single complaint may contain one or more charges and a single youth may have more than one complaint in a given period of time.

Run Date:
07/09/2025
63 of 136



**ADMINISTRATIVE OFFICE OF THE COURTS
Research and Statistics**

25_CDW6015

**Status Complaints Closed Statewide FY 2023 - 2025
by County, Fiscal Year (FY), Month, Status Offense Group, and Complaint Close Group**

Complaint County	Year of Complaint Close Date	Complaint Close Group	Status Offense Group					Grand Total
			Habitual Truancy	Runaway	Beyond Control	Alcohol < 18	Tobacco < 18	
LETCHER	FY 2025	Formal Court Referral	39		1			40
LEWIS	FY 2023	Dismissed (Successful Diversion)	6		1			7
		Dismissed (Other)	6		1	1		8
		Formal Court Referral				1		1
	FY 2024	Dismissed (Successful Diversion)			2			2
		Dismissed (Other)	6		4			10
	FY 2025	Dismissed (Successful Diversion)	2		1			3
		Dismissed (Other)	1					1
		Formal Court Referral	1					1
LINCOLN	FY 2023	Dismissed (Successful Diversion)	2			2		4
		Dismissed (Other)	5					5
		Formal Court Referral	1	2				3
	FY 2024	Dismissed (Successful Diversion)	42	1		1		44
		Dismissed (Other)	2					2
		Formal Court Referral	3	2				5
	FY 2025	Dismissed (Successful Diversion)	2	1	2			5
		Formal Court Referral	5					5
LIVINGSTON	FY 2023	Dismissed (Successful Diversion)	13		1			14
		Formal Court Referral	2		1			3
	FY 2024	Dismissed (Successful Diversion)	6			1		7
		Dismissed (Other)			1			1
		Formal Court Referral	4					4
	FY 2025	Dismissed (Successful Diversion)	6					6
		Formal Court Referral	1					1

Statistical Analysis Considerations

* Data provided from the Court Designated Workers Case Management System (CDWCMS).

* A count of complaints is not the same as a count of youth or charges, as a single complaint may contain one or more charges and a single youth may have more than one complaint in a given period of time.

Run Date:
07/09/2025
64 of 136



**ADMINISTRATIVE OFFICE OF THE COURTS
Research and Statistics**

25_CDW6015

**Status Complaints Closed Statewide FY 2023 - 2025
by County, Fiscal Year (FY), Month, Status Offense Group, and Complaint Close Group**

Complaint County	Year of Complaint Close Date	Complaint Close Group	Status Offense Group					Grand Total
			Habitual Truancy	Runaway	Beyond Control	Alcohol < 18	Tobacco < 18	
LOGAN	FY 2023	Dismissed (Successful Diversion)	7		2			9
		Dismissed (Other)	1					1
		Formal Court Referral	4					4
	FY 2024	Dismissed (Successful Diversion)	4		2			6
		Dismissed (Other)	3					3
		Formal Court Referral	11	3	1			15
	FY 2025	Dismissed (Successful Diversion)	16		1			17
		Dismissed (Other)	1	1				2
		Formal Court Referral	6					6
LYON	FY 2023	Dismissed (Successful Diversion)	13			1		14
	FY 2024	Dismissed (Successful Diversion)	1					1
		Formal Court Referral	2					2
	FY 2025	Dismissed (Successful Diversion)	3					3
		Formal Court Referral	2					2
MADISON	FY 2023	Dismissed (Successful Diversion)	20					20
		Dismissed (Other)	2	1				3
		Formal Court Referral	5	5	1			11
	FY 2024	Dismissed (Successful Diversion)	19	1	8	2		30
		Dismissed (Other)	3	2	2			7
		Formal Court Referral	6	3	2			11
	FY 2025	Dismissed (Successful Diversion)	17	1	10			28
		Dismissed (Other)	4	1				5
		Formal Court Referral	14	3	4			21
MAGOFFIN	FY 2023	Dismissed (Successful Diversion)	2		4			6

Statistical Analysis Considerations

* Data provided from the Court Designated Workers Case Management System (CDWCMS).

* A count of complaints is not the same as a count of youth or charges, as a single complaint may contain one or more charges and a single youth may have more than one complaint in a given period of time.

Run Date:
07/09/2025
65 of 136



**ADMINISTRATIVE OFFICE OF THE COURTS
Research and Statistics**

25_CDW6015

**Status Complaints Closed Statewide FY 2023 - 2025
by County, Fiscal Year (FY), Month, Status Offense Group, and Complaint Close Group**

Complaint County	Year of Complaint Close Date	Complaint Close Group	Status Offense Group					Grand Total
			Habitual Truancy	Runaway	Beyond Control	Alcohol < 18	Tobacco < 18	
MAGOFFIN	FY 2023	Dismissed (Other)	1		1			2
		Formal Court Referral	4					4
	FY 2024	Dismissed (Successful Diversion)	5		1			6
		Dismissed (Other)	2		1			3
		Formal Court Referral	1	1	1			3
	FY 2025	Dismissed (Successful Diversion)	2		1			3
		Dismissed (Other)	3					3
		Formal Court Referral	5	1	3			9
	MARION	FY 2023	Dismissed (Successful Diversion)	32	1	6	1	
Formal Court Referral			7	1	2			10
FY 2024		Dismissed (Successful Diversion)	18		1	2		21
		Dismissed (Other)	1	1				2
		Formal Court Referral	2	1				3
FY 2025		Dismissed (Successful Diversion)	23		2			25
		Dismissed (Other)	5		1			6
		Formal Court Referral	7	1	2			10
MARSHALL		FY 2023	Dismissed (Successful Diversion)	3			7	
	Dismissed (Other)		1					1
	FY 2024	Dismissed (Successful Diversion)	1			1		2
		Formal Court Referral	1					1
	FY 2025	Dismissed (Successful Diversion)	1			1		2
		Formal Court Referral	2					2
MARTIN	FY 2023	Dismissed (Successful Diversion)	15		1			16
		Dismissed (Other)	2					2

Statistical Analysis Considerations

* Data provided from the Court Designated Workers Case Management System (CDWCMS).

* A count of complaints is not the same as a count of youth or charges, as a single complaint may contain one or more charges and a single youth may have more than one complaint in a given period of time.

Run Date:
07/09/2025
66 of 136



**ADMINISTRATIVE OFFICE OF THE COURTS
Research and Statistics**

25_CDW6015

**Status Complaints Closed Statewide FY 2023 - 2025
by County, Fiscal Year (FY), Month, Status Offense Group, and Complaint Close Group**

Complaint County	Year of Complaint Close Date	Complaint Close Group	Status Offense Group					Grand Total
			Habitual Truancy	Runaway	Beyond Control	Alcohol < 18	Tobacco < 18	
MARTIN	FY 2023	Formal Court Referral	3					3
	FY 2024	Dismissed (Successful Diversion)	10		1			11
		Dismissed (Other)	2					2
		Formal Court Referral	1					1
	FY 2025	Dismissed (Successful Diversion)	19					19
		Dismissed (Other)	1					1
Formal Court Referral		7		1	2		10	
MASON	FY 2023	Dismissed (Successful Diversion)	36		8			44
		Dismissed (Other)	2					2
		Formal Court Referral			1			1
	FY 2024	Dismissed (Successful Diversion)	31		2			33
		Dismissed (Other)	3					3
		Formal Court Referral	3	1	1			5
FY 2025	Dismissed (Successful Diversion)	4		5			9	
	Formal Court Referral	16	1				17	
MCCRACKEN	FY 2023	Dismissed (Successful Diversion)	15	2	1			18
		Dismissed (Other)	1	1				2
		Formal Court Referral	12	4				16
	FY 2024	Dismissed (Successful Diversion)	15					15
		Dismissed (Other)	4			1		5
		Formal Court Referral	18	1				19
	FY 2025	Dismissed (Successful Diversion)	3	1		1		5
		Dismissed (Other)	1					1
		Formal Court Referral	16	2				18

Statistical Analysis Considerations

* Data provided from the Court Designated Workers Case Management System (CDWCMS).

* A count of complaints is not the same as a count of youth or charges, as a single complaint may contain one or more charges and a single youth may have more than one complaint in a given period of time.

Run Date:
07/09/2025
67 of 136



**ADMINISTRATIVE OFFICE OF THE COURTS
Research and Statistics**

25_CDW6015

**Status Complaints Closed Statewide FY 2023 - 2025
by County, Fiscal Year (FY), Month, Status Offense Group, and Complaint Close Group**

Complaint County	Year of Complaint Close Date	Complaint Close Group	Status Offense Group					Grand Total
			Habitual Truancy	Runaway	Beyond Control	Alcohol < 18	Tobacco < 18	
MCCREARY	FY 2023	Dismissed (Successful Diversion)	44					44
		Dismissed (Other)	14					14
		Formal Court Referral	4	1				5
	FY 2024	Dismissed (Successful Diversion)	36					36
		Dismissed (Other)	8					8
		Formal Court Referral	5			1		6
	FY 2025	Dismissed (Successful Diversion)	13					13
		Formal Court Referral	15					15
	MCLEAN	FY 2023	Dismissed (Successful Diversion)	6			1	
Formal Court Referral			2					2
FY 2024		Dismissed (Successful Diversion)	1					1
FY 2025		Dismissed (Successful Diversion)	4					4
		Formal Court Referral	3					3
MEADE	FY 2023	Dismissed (Successful Diversion)	5			1		6
		Formal Court Referral	2	1				3
	FY 2024	Dismissed (Successful Diversion)	3			1		4
		Dismissed (Other)	4					4
		Formal Court Referral	3					3
	FY 2025	Dismissed (Successful Diversion)	7			1		8
Formal Court Referral		13					13	
MERCER	FY 2023	Dismissed (Successful Diversion)	25	1				26
		Dismissed (Other)	1					1
		Formal Court Referral	3					3
	FY 2024	Dismissed (Successful Diversion)	24	1	1	1		27

Statistical Analysis Considerations

* Data provided from the Court Designated Workers Case Management System (CDWCMS).

* A count of complaints is not the same as a count of youth or charges, as a single complaint may contain one or more charges and a single youth may have more than one complaint in a given period of time.

Run Date:
07/09/2025
68 of 136



**ADMINISTRATIVE OFFICE OF THE COURTS
Research and Statistics**

25_CDW6015

**Status Complaints Closed Statewide FY 2023 - 2025
by County, Fiscal Year (FY), Month, Status Offense Group, and Complaint Close Group**

Complaint County	Year of Complaint Close Date	Complaint Close Group	Status Offense Group					Grand Total
			Habitual Truancy	Runaway	Beyond Control	Alcohol < 18	Tobacco < 18	
MERCER	FY 2024	Dismissed (Other)	2					2
		Formal Court Referral		1				1
	FY 2025	Dismissed (Successful Diversion)	7					7
		Dismissed (Other)	2					2
		Formal Court Referral	4					4
METCALFE	FY 2023	Formal Court Referral	3					3
	FY 2024	Dismissed (Successful Diversion)				1		1
		Formal Court Referral		2				2
	FY 2025	Formal Court Referral		1				1
MONROE	FY 2023	Dismissed (Successful Diversion)	12					12
		Formal Court Referral	1					1
	FY 2024	Dismissed (Successful Diversion)	11					11
		Dismissed (Other)	1					1
		Formal Court Referral	2	1				3
	FY 2025	Dismissed (Successful Diversion)	3					3
		Formal Court Referral	2					2
MONTGOMERY	FY 2023	Dismissed (Successful Diversion)	10			1		11
		Dismissed (Other)	1					1
		Formal Court Referral	7	3				10
	FY 2024	Dismissed (Successful Diversion)	11		3	2		16
		Dismissed (Other)	1					1
		Formal Court Referral	1	2	1			4
	FY 2025	Dismissed (Successful Diversion)	1					1
		Dismissed (Other)		1				1

Statistical Analysis Considerations

* Data provided from the Court Designated Workers Case Management System (CDWCMS).

* A count of complaints is not the same as a count of youth or charges, as a single complaint may contain one or more charges and a single youth may have more than one complaint in a given period of time.

Run Date:
07/09/2025
69 of 136



**ADMINISTRATIVE OFFICE OF THE COURTS
Research and Statistics**

25_CDW6015

**Status Complaints Closed Statewide FY 2023 - 2025
by County, Fiscal Year (FY), Month, Status Offense Group, and Complaint Close Group**

Complaint County	Year of Complaint Close Date	Complaint Close Group	Status Offense Group					Grand Total
			Habitual Truancy	Runaway	Beyond Control	Alcohol < 18	Tobacco < 18	
MONTGOMERY	FY 2025	Formal Court Referral		2				2
MORGAN	FY 2023	Dismissed (Successful Diversion)	15					15
		Dismissed (Other)	2					2
		Formal Court Referral	3		5			8
	FY 2024	Dismissed (Successful Diversion)	16		5			21
		Dismissed (Other)	5	1				6
		Formal Court Referral	8	1	1			10
	FY 2025	Dismissed (Successful Diversion)	8		1			9
		Dismissed (Other)	1					1
		Formal Court Referral	12		1			13
MUHLENBERG	FY 2023	Dismissed (Successful Diversion)	10					10
		Dismissed (Other)	1					1
		Formal Court Referral	12				1	13
	FY 2024	Dismissed (Successful Diversion)	16		1	1		18
		Formal Court Referral	10	2				12
	FY 2025	Dismissed (Successful Diversion)	4					4
		Dismissed (Other)	2					2
		Formal Court Referral	17	2	1			20
	NELSON	FY 2023	Dismissed (Successful Diversion)	6	1			
Dismissed (Other)				1	1			2
Formal Court Referral			4	3				7
FY 2024		Dismissed (Successful Diversion)	2					2
		Dismissed (Other)	2					2
		Formal Court Referral	4			1		5

Statistical Analysis Considerations

* Data provided from the Court Designated Workers Case Management System (CDWCMS).

* A count of complaints is not the same as a count of youth or charges, as a single complaint may contain one or more charges and a single youth may have more than one complaint in a given period of time.

Run Date:
07/09/2025
70 of 136



**ADMINISTRATIVE OFFICE OF THE COURTS
Research and Statistics**

25_CDW6015

**Status Complaints Closed Statewide FY 2023 - 2025
by County, Fiscal Year (FY), Month, Status Offense Group, and Complaint Close Group**

Complaint County	Year of Complaint Close Date	Complaint Close Group	Status Offense Group					Grand Total
			Habitual Truancy	Runaway	Beyond Control	Alcohol < 18	Tobacco < 18	
NELSON	FY 2025	Dismissed (Successful Diversion)	6	1	1			8
		Dismissed (Other)	2					2
		Formal Court Referral	17	1	1			19
NICHOLAS	FY 2023	Dismissed (Successful Diversion)	3					3
	FY 2025	Formal Court Referral	1					1
OHIO	FY 2023	Dismissed (Successful Diversion)	16		2			18
		Dismissed (Other)	5	1				6
		Formal Court Referral	9	1	1			11
	FY 2024	Dismissed (Successful Diversion)	8		1			9
		Dismissed (Other)	4	1				5
		Formal Court Referral	4	1				5
	FY 2025	Dismissed (Successful Diversion)	3					3
		Dismissed (Other)	1					1
		Formal Court Referral	6					6
OLDHAM	FY 2023	Dismissed (Successful Diversion)				1		1
		Dismissed (Other)			1			1
		Formal Court Referral		1				1
	FY 2024	Dismissed (Successful Diversion)		1	1	2		4
		Formal Court Referral		1	1			2
FY 2025	Formal Court Referral	1					1	
OWEN	FY 2024	Formal Court Referral		1				1
	FY 2025	Dismissed (Other)		1	1			2
		Formal Court Referral		1				1
OWSLEY	FY 2023	Dismissed (Successful Diversion)	2					2

Statistical Analysis Considerations

* Data provided from the Court Designated Workers Case Management System (CDWCMS).

* A count of complaints is not the same as a count of youth or charges, as a single complaint may contain one or more charges and a single youth may have more than one complaint in a given period of time.

Run Date:
07/09/2025
71 of 136



**ADMINISTRATIVE OFFICE OF THE COURTS
Research and Statistics**

25_CDW6015

**Status Complaints Closed Statewide FY 2023 - 2025
by County, Fiscal Year (FY), Month, Status Offense Group, and Complaint Close Group**

Complaint County	Year of Complaint Close Date	Complaint Close Group	Status Offense Group					Grand Total
			Habitual Truancy	Runaway	Beyond Control	Alcohol < 18	Tobacco < 18	
OWSLEY	FY 2023	Dismissed (Other)	5					5
		Formal Court Referral	2	1				3
	FY 2024	Dismissed (Successful Diversion)	5					5
		Dismissed (Other)	1					1
	FY 2025	Formal Court Referral	2					2
		Dismissed (Successful Diversion)	3					3
	Formal Court Referral	1					1	
PENDLETON	FY 2023	Dismissed (Successful Diversion)	7		2	2		11
		Dismissed (Other)	2		1			3
		Formal Court Referral	1		1			2
	FY 2024	Dismissed (Successful Diversion)	4					4
		Dismissed (Other)	3					3
		Formal Court Referral	4					4
	FY 2025	Dismissed (Successful Diversion)	5			1		6
		Dismissed (Other)	1					1
		Formal Court Referral	5		1			6
PERRY	FY 2023	Dismissed (Other)	2					2
	FY 2024	Dismissed (Other)	2					2
		Formal Court Referral	6					6
	FY 2025	Dismissed (Successful Diversion)				1		1
		Dismissed (Other)		1				1
Formal Court Referral		1					1	
PIKE	FY 2023	Dismissed (Successful Diversion)		1	6	1		8
		Dismissed (Other)		1				1

Statistical Analysis Considerations

* Data provided from the Court Designated Workers Case Management System (CDWCMS).

* A count of complaints is not the same as a count of youth or charges, as a single complaint may contain one or more charges and a single youth may have more than one complaint in a given period of time.

Run Date:
07/09/2025
72 of 136



**ADMINISTRATIVE OFFICE OF THE COURTS
Research and Statistics**

25_CDW6015

**Status Complaints Closed Statewide FY 2023 - 2025
by County, Fiscal Year (FY), Month, Status Offense Group, and Complaint Close Group**

Complaint County	Year of Complaint Close Date	Complaint Close Group	Status Offense Group					Grand Total	
			Habitual Truancy	Runaway	Beyond Control	Alcohol < 18	Tobacco < 18		Multiple
PIKE	FY 2023	Formal Court Referral		1	1			2	
	FY 2024	Dismissed (Successful Diversion)	1		6	1		8	
		Dismissed (Other)			2			2	
		Formal Court Referral					1	1	
	FY 2025	Dismissed (Successful Diversion)	7					7	
		Dismissed (Other)	1	1				2	
		Formal Court Referral	13	1	1			15	
	POWELL	FY 2023	Dismissed (Successful Diversion)	17					17
			Dismissed (Other)	1					1
Formal Court Referral			5					5	
FY 2024		Dismissed (Successful Diversion)	7			2		9	
		Dismissed (Other)	3			1		4	
		Formal Court Referral	3	1				4	
FY 2025		Dismissed (Successful Diversion)	7		1			8	
		Formal Court Referral	12	3				15	
PULASKI		FY 2023	Dismissed (Successful Diversion)	24		4	1		29
	Dismissed (Other)		1	4	1			6	
	Formal Court Referral		5		1			6	
	FY 2024	Dismissed (Successful Diversion)	23	1				24	
		Dismissed (Other)	4	1				5	
		Formal Court Referral	4	5	1			10	
	FY 2025	Dismissed (Successful Diversion)	9		2			11	
		Dismissed (Other)	6					6	
		Formal Court Referral	20	2				22	

Statistical Analysis Considerations

* Data provided from the Court Designated Workers Case Management System (CDWCMS).

* A count of complaints is not the same as a count of youth or charges, as a single complaint may contain one or more charges and a single youth may have more than one complaint in a given period of time.

Run Date:
07/09/2025
73 of 136



**ADMINISTRATIVE OFFICE OF THE COURTS
Research and Statistics**

25_CDW6015

**Status Complaints Closed Statewide FY 2023 - 2025
by County, Fiscal Year (FY), Month, Status Offense Group, and Complaint Close Group**

Complaint County	Year of Complaint Close Date	Complaint Close Group	Status Offense Group					Grand Total
			Habitual Truancy	Runaway	Beyond Control	Alcohol < 18	Tobacco < 18	
ROBERTSON	FY 2025	Dismissed (Successful Diversion)			1			1
ROCKCASTLE	FY 2023	Dismissed (Successful Diversion)	2			1		3
		Formal Court Referral	3					3
	FY 2024	Dismissed (Successful Diversion)	7					7
		Formal Court Referral	2					2
	FY 2025	Dismissed (Successful Diversion)	1					1
		Dismissed (Other)	1					1
		Formal Court Referral	2					2
ROWAN	FY 2023	Dismissed (Successful Diversion)	11		1	1		13
		Dismissed (Other)	8	1				9
		Formal Court Referral	7		3			10
	FY 2024	Dismissed (Successful Diversion)	15		6	2		23
		Dismissed (Other)	3		3			6
		Formal Court Referral	1	1	3			5
	FY 2025	Dismissed (Successful Diversion)	4		6			10
		Dismissed (Other)	2		2			4
		Formal Court Referral	13	1				14
RUSSELL	FY 2023	Dismissed (Successful Diversion)	5					5
		Dismissed (Other)	1					1
	FY 2024	Dismissed (Successful Diversion)	4			2		6
		Dismissed (Other)	1					1
	FY 2025	Formal Court Referral	1					1
		Dismissed (Successful Diversion)	15					15
		Dismissed (Other)	1				1	

Statistical Analysis Considerations

* Data provided from the Court Designated Workers Case Management System (CDWCMS).

* A count of complaints is not the same as a count of youth or charges, as a single complaint may contain one or more charges and a single youth may have more than one complaint in a given period of time.

Run Date:
07/09/2025
74 of 136



**ADMINISTRATIVE OFFICE OF THE COURTS
Research and Statistics**

25_CDW6015

**Status Complaints Closed Statewide FY 2023 - 2025
by County, Fiscal Year (FY), Month, Status Offense Group, and Complaint Close Group**

Complaint County	Year of Complaint Close Date	Complaint Close Group	Status Offense Group					Grand Total
			Habitual Truancy	Runaway	Beyond Control	Alcohol < 18	Tobacco < 18	
RUSSELL	FY 2025	Formal Court Referral	4					4
SCOTT	FY 2023	Dismissed (Successful Diversion)	32		2			34
		Dismissed (Other)	2					2
		Formal Court Referral	13					13
	FY 2024	Dismissed (Successful Diversion)	9					9
		Dismissed (Other)	2					2
		Formal Court Referral	6	1				7
	FY 2025	Dismissed (Successful Diversion)	6		1	1		8
		Dismissed (Other)	2					2
		Formal Court Referral	1					1
SHELBY	FY 2023	Dismissed (Successful Diversion)		3				3
	FY 2024	Dismissed (Successful Diversion)		2		2		4
	FY 2025	Formal Court Referral				1		1
SIMPSON	FY 2023	Dismissed (Successful Diversion)	7	1	1			9
		Dismissed (Other)	2					2
		Formal Court Referral	3	2				5
	FY 2024	Dismissed (Successful Diversion)	7					7
		Dismissed (Other)		1				1
		Formal Court Referral	1	2	1			4
	FY 2025	Dismissed (Successful Diversion)	6	1	1			8
		Dismissed (Other)	3		1			4
		Formal Court Referral	7					7
SPENCER	FY 2024	Dismissed (Successful Diversion)				1		1
		Formal Court Referral				1		1

Statistical Analysis Considerations

* Data provided from the Court Designated Workers Case Management System (CDWCMS).

* A count of complaints is not the same as a count of youth or charges, as a single complaint may contain one or more charges and a single youth may have more than one complaint in a given period of time.

Run Date:
07/09/2025
75 of 136



**ADMINISTRATIVE OFFICE OF THE COURTS
Research and Statistics**

25_CDW6015

**Status Complaints Closed Statewide FY 2023 - 2025
by County, Fiscal Year (FY), Month, Status Offense Group, and Complaint Close Group**

Complaint County	Year of Complaint Close Date	Complaint Close Group	Status Offense Group					Grand Total
			Habitual Truancy	Runaway	Beyond Control	Alcohol < 18	Tobacco < 18	
SPENCER	FY 2025	Dismissed (Other)			1			1
		Formal Court Referral		1				1
TAYLOR	FY 2023	Dismissed (Successful Diversion)	1					1
		Dismissed (Other)	2					2
		Formal Court Referral	1					1
	FY 2024	Dismissed (Successful Diversion)	3	1				4
		Formal Court Referral	2	1	1			4
	FY 2025	Dismissed (Successful Diversion)	7					7
		Dismissed (Other)	1			1		2
		Formal Court Referral	4	1	2			7
TODD	FY 2023	Dismissed (Successful Diversion)	1					1
		Formal Court Referral	2	1				3
	FY 2024	Dismissed (Successful Diversion)	4					4
		Formal Court Referral	3					3
	FY 2025	Dismissed (Successful Diversion)	17					17
		Dismissed (Other)	6					6
		Formal Court Referral	5					5
TRIGG	FY 2023	Dismissed (Successful Diversion)	33					33
		Formal Court Referral	5					5
	FY 2024	Dismissed (Successful Diversion)	27					27
		Dismissed (Other)	1					1
		Formal Court Referral	4					4
	FY 2025	Dismissed (Successful Diversion)	12					12
		Formal Court Referral	2					2

Statistical Analysis Considerations

* Data provided from the Court Designated Workers Case Management System (CDWCMS).

* A count of complaints is not the same as a count of youth or charges, as a single complaint may contain one or more charges and a single youth may have more than one complaint in a given period of time.

Run Date:
07/09/2025
76 of 136



**ADMINISTRATIVE OFFICE OF THE COURTS
Research and Statistics**

25_CDW6015

**Status Complaints Closed Statewide FY 2023 - 2025
by County, Fiscal Year (FY), Month, Status Offense Group, and Complaint Close Group**

Complaint County	Year of Complaint Close Date	Complaint Close Group	Status Offense Group					Grand Total
			Habitual Truancy	Runaway	Beyond Control	Alcohol < 18	Tobacco < 18	
TRIMBLE	FY 2025	Dismissed (Successful Diversion)	2					2
		Formal Court Referral	6					6
UNION	FY 2023	Dismissed (Successful Diversion)	13		1			14
		Dismissed (Other)	1					1
	FY 2024	Dismissed (Successful Diversion)	8		2			10
		Formal Court Referral	1					1
	FY 2025	Dismissed (Successful Diversion)	2		2			4
		Dismissed (Other)	2					2
Formal Court Referral		5		1			6	
WARREN	FY 2023	Dismissed (Successful Diversion)	4		2			6
		Dismissed (Other)		7				7
		Formal Court Referral	2	6				8
	FY 2024	Dismissed (Successful Diversion)	6	8	3			17
		Dismissed (Other)	1	2				3
		Formal Court Referral	9	3				12
	FY 2025	Dismissed (Successful Diversion)	5	1	2			8
		Dismissed (Other)	14	4	1			19
		Formal Court Referral	129	8				137
WASHINGTON	FY 2023	Dismissed (Successful Diversion)	8					8
		Dismissed (Other)	1					1
	FY 2024	Dismissed (Successful Diversion)	1		3			4
	FY 2025	Formal Court Referral	1	1				2
WAYNE	FY 2023	Dismissed (Successful Diversion)	10					10
		Formal Court Referral	1					1

Statistical Analysis Considerations

* Data provided from the Court Designated Workers Case Management System (CDWCMS).

* A count of complaints is not the same as a count of youth or charges, as a single complaint may contain one or more charges and a single youth may have more than one complaint in a given period of time.

Run Date:
07/09/2025
77 of 136



**ADMINISTRATIVE OFFICE OF THE COURTS
Research and Statistics**

25_CDW6015

**Status Complaints Closed Statewide FY 2023 - 2025
by County, Fiscal Year (FY), Month, Status Offense Group, and Complaint Close Group**

Complaint County	Year of Complaint Close Date	Complaint Close Group	Status Offense Group					Grand Total
			Habitual Truancy	Runaway	Beyond Control	Alcohol < 18	Tobacco < 18	
WAYNE	FY 2024	Dismissed (Successful Diversion)	6					6
		Dismissed (Other)	1					1
		Formal Court Referral	1					1
	FY 2025	Dismissed (Successful Diversion)	5					5
		Formal Court Referral	7					7
	WEBSTER	FY 2023	Dismissed (Successful Diversion)	1		2		
Formal Court Referral			1		1			2
FY 2024		Dismissed (Successful Diversion)	1			11		12
FY 2025		Dismissed (Successful Diversion)				2		2
		Formal Court Referral	6			1		7
WHITLEY	FY 2023	Dismissed (Successful Diversion)	67	1	2	3		73
		Dismissed (Other)	9	1				10
		Formal Court Referral	4	1				5
	FY 2024	Dismissed (Successful Diversion)	55		2			57
		Dismissed (Other)	12	1	1			14
		Formal Court Referral	12					12
	FY 2025	Dismissed (Successful Diversion)	32		1			33
		Dismissed (Other)	3					3
		Formal Court Referral	31	1				32
WOLFE	FY 2023	Dismissed (Successful Diversion)	13					13
		Formal Court Referral	1					1
	FY 2024	Dismissed (Successful Diversion)	5					5
		Formal Court Referral	1					1
WOODFORD	FY 2023	Dismissed (Successful Diversion)	14		1			15

Statistical Analysis Considerations

* Data provided from the Court Designated Workers Case Management System (CDWCMS).

* A count of complaints is not the same as a count of youth or charges, as a single complaint may contain one or more charges and a single youth may have more than one complaint in a given period of time.

Run Date:
07/09/2025
78 of 136



**ADMINISTRATIVE OFFICE OF THE COURTS
Research and Statistics**

25_CDW6015

**Status Complaints Closed Statewide FY 2023 - 2025
by County, Fiscal Year (FY), Month, Status Offense Group, and Complaint Close Group**

Complaint County	Year of Complaint Close Date	Complaint Close Group	Status Offense Group					Grand Total	
			Habitual Truancy	Runaway	Beyond Control	Alcohol < 18	Tobacco < 18		Multiple
WOODFORD	FY 2023	Dismissed (Other)	1					1	
		Formal Court Referral	5	2	3			10	
	FY 2024	Dismissed (Successful Diversion)	8					8	
		Dismissed (Other)	1					1	
		Formal Court Referral	3					3	
	FY 2025	Dismissed (Successful Diversion)	7					7	
		Formal Court Referral	7	1				8	
	Grand Total			8,794	961	905	159	3	2

Statistical Analysis Considerations

* Data provided from the Court Designated Workers Case Management System (CDWCMS).

* A count of complaints is not the same as a count of youth or charges, as a single complaint may contain one or more charges and a single youth may have more than one complaint in a given period of time.

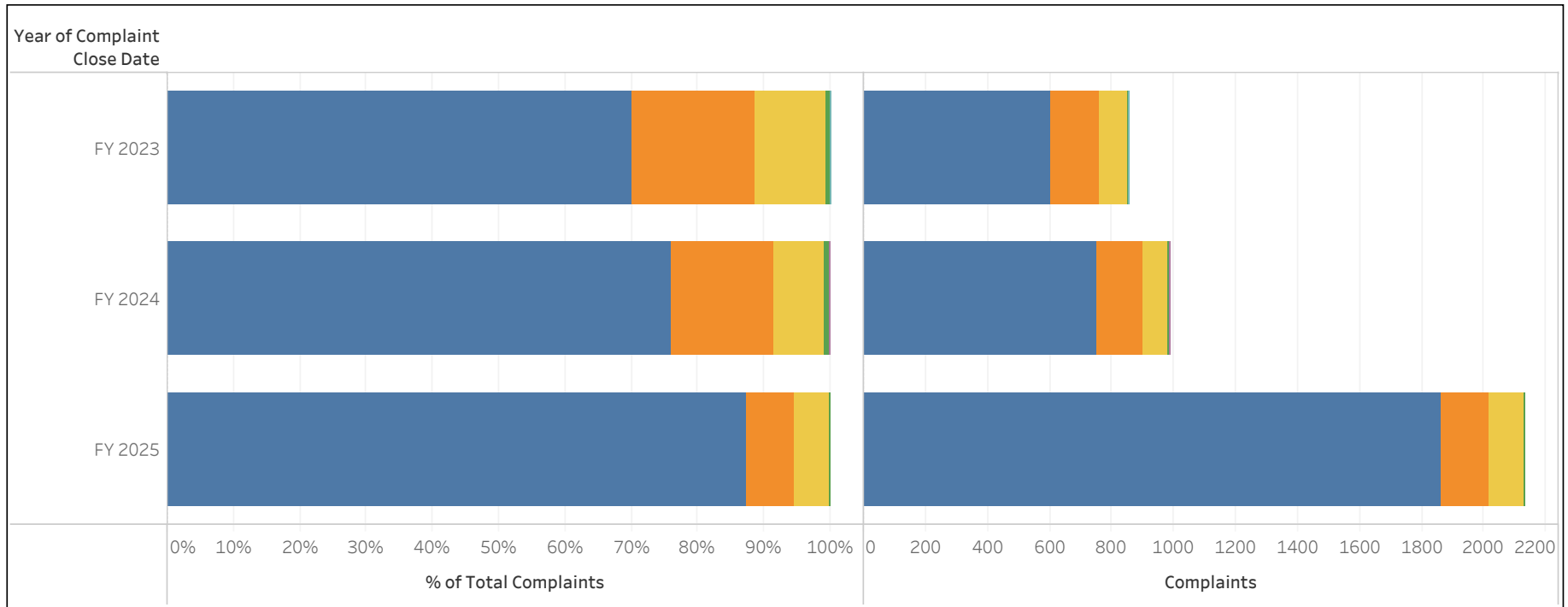


ADMINISTRATIVE OFFICE OF THE COURTS
Research and Statistics

25_CDW6015

Status Complaints Closed Statewide FY 2023 - 2025 with a Formal Court Referral
by Fiscal Year (FY) and Status Offense Group

Status Offense Group
■ Habitual Truancy ■ Runaway ■ Beyond Control ■ Alcohol < 18 ■ Tobacco < 18 ■ Multiple



Year of Complaint Close Date	Status Offense Group						Grand Total
	Habitual Truancy	Runaway	Beyond Control	Alcohol < 18	Tobacco < 18	Multiple	
FY 2023	600	159	92	5	1		857
FY 2024	750	153	77	6		2	988
FY 2025	1,864	152	111	7			2,134
Grand Total	3,214	464	280	18	1	2	3,979

Statistical Analysis Considerations

* Data provided from the Court Designated Workers Case Management System (CDWCMS).

* A count of complaints is not the same as a count of youth or charges, as a single complaint may contain one or more charges and a single youth may have more than one complaint in a given period of time.

Run Date:
07/09/2025
80 of 136



**ADMINISTRATIVE OFFICE OF THE COURTS
Research and Statistics**

25_CDW6015

**Status Complaints Closed Statewide FY 2023 - 2025 with a Formal Court Referral
by Fiscal Year (FY), Complaint Close Reason, and Status Offense Group**

Year of Complaint Close Date	Complaint Close Reason	Status Offense Group						Grand Total
		Habitual Truancy	Runaway	Beyond Control	Alcohol < 18	Tobacco < 18	Multiple	
FY 2023	Unsuccessful Diversion	344	12	36				392
	Informal Adjustment Unsuccessf	1		1				2
	Child Req Formal Court Hearing	32	6	8		1		47
	CDW Ref Case for Formal Proc	43	17	17	1			78
	Formal Court Ref - Co Atty Req	71	14	22	3			110
	Formal Court Ref - Judge Req	3	107	4	1			115
	Child FTA for Scheduled Appt.	106	3	4				113
FY 2024	Unsuccessful Diversion	384	7	32			1	424
	Informal Adjustment Unsuccessf	2						2
	Child Req Formal Court Hearing	66	7	12	1			86
	CDW Ref Case for Formal Proc	52	16	10	4			82
	Formal Court Ref - Co Atty Req	35	6	16	1			58
	Formal Court Ref - Judge Req	6	113	5			1	125
	Child FTA for Scheduled Appt.	201	4	2				207
	Lack of Parental Cooperation	3						3
	Lack of Parental Cooperation Court	1						1
FY 2025	Unsuccessful Diversion	163	11	57	1			232
	Informal Adjustment Unsuccessf	11	2					13
	Child Req Formal Court Hearing	81	11	15				107
	CDW Ref Case for Formal Proc	49	12	12	4			77
	Formal Court Ref - Co Atty Req	480	4	21	1			506
	Formal Court Ref - Judge Req	2	106	2				110
	Child FTA for Scheduled Appt.	502	6	4	1			513
	Lack of Parental Cooperation	6						6
	Unsuccessful Div. 4 Unexc HT	570						570
Grand Total		3,214	464	280	18	1	2	3,979

Statistical Analysis Considerations

* Data provided from the Court Designated Workers Case Management System (CDWCMS).

* A count of complaints is not the same as a count of youth or charges, as a single complaint may contain one or more charges and a single youth may have more than one complaint in a given period of time.

Run Date:
07/09/2025
81 of 136



**ADMINISTRATIVE OFFICE OF THE COURTS
Research and Statistics**

25_CDW6015

**Status Complaints Closed with a Formal Court Referral Statewide FY 2022 - 2024
by County, Fiscal Year (FY), Status Offense Group, and Complaint Close Reason**

Complaint County	Year of Complaint Close Date	Status Offense Group					Grand Total
		Habitual Truancy	Runaway	Beyond Control	Alcohol < 18	Tobacco < 18	
ADAIR	FY 2023	2	1				3
	FY 2024	2	2				4
	FY 2025	11					11
	Total	15	3				18
ALLEN	FY 2023	7					7
	FY 2024	8	2				10
	FY 2025	7	1				8
	Total	22	3				25
ANDERSON	FY 2023	3	1				4
	FY 2024	2					2
	FY 2025				2		2
	Total	5	1		2		8
BALLARD	FY 2023	1					1
	FY 2024	2			1		3
	FY 2025	3					3
	Total	6			1		7
BARREN	FY 2023	10	1				11
	FY 2024	5					5
	FY 2025	10	2	1			13
	Total	25	3	1			29
BATH	FY 2024	2		1			3
	FY 2025	5		1			6
	Total	7		2			9
BELL	FY 2023	11	1				12

Statistical Analysis Considerations

* Data provided from the Court Designated Workers Case Management System (CDWCMS).

* A count of complaints is not the same as a count of youth or charges, as a single complaint may contain one or more charges and a single youth may have more than one complaint in a given period of time.

Run Date:
07/09/2025
82 of 136



**ADMINISTRATIVE OFFICE OF THE COURTS
Research and Statistics**

25_CDW6015

**Status Complaints Closed with a Formal Court Referral Statewide FY 2022 - 2024
by County, Fiscal Year (FY), Status Offense Group, and Complaint Close Reason**

Complaint County	Year of Complaint Close Date	Status Offense Group						Grand Total
		Habitual Truancy	Runaway	Beyond Control	Alcohol < 18	Tobacco < 18	Multiple	
BELL	FY 2024	6	1					7
	FY 2025	40						40
	Total	57	2					59
BOONE	FY 2023		1					1
	FY 2024		9	2				11
	FY 2025	10	2	7	1			20
	Total	10	12	9	1			32
BOURBON	FY 2023	9		2				11
	FY 2024	5		2				7
	FY 2025	13						13
	Total	27		4				31
BOYD	FY 2023	37	11	9				57
	FY 2024	35	3	12				50
	FY 2025	71	6	22				99
	Total	143	20	43				206
BOYLE	FY 2023	1						1
	FY 2024	1						1
	Total	2						2
BRACKEN	FY 2023		1					1
	FY 2024			1				1
	FY 2025	2						2
	Total	2	1	1				4
BREATHITT	FY 2025		1					1
	Total		1					1

Statistical Analysis Considerations

* Data provided from the Court Designated Workers Case Management System (CDWCMS).

* A count of complaints is not the same as a count of youth or charges, as a single complaint may contain one or more charges and a single youth may have more than one complaint in a given period of time.

Run Date:
07/09/2025
83 of 136



**ADMINISTRATIVE OFFICE OF THE COURTS
Research and Statistics**

25_CDW6015

**Status Complaints Closed with a Formal Court Referral Statewide FY 2022 - 2024
by County, Fiscal Year (FY), Status Offense Group, and Complaint Close Reason**

Complaint County	Year of Complaint Close Date	Habitual Truancy	Status Offense Group					Grand Total
			Runaway	Beyond Control	Alcohol < 18	Tobacco < 18	Multiple	
BRECKINRIDGE	FY 2023	4						4
	FY 2024	4						4
	FY 2025	20						20
	Total	28						28
BULLITT	FY 2023	20	2	2				24
	FY 2024	15		1				16
	FY 2025	10	5	4				19
	Total	45	7	7				59
BUTLER	FY 2023	2						2
	FY 2025	3						3
	Total	5						5
CALDWELL	FY 2023			1				1
	FY 2024	3		1				4
	Total	3		2				5
CALLOWAY	FY 2023	1						1
	FY 2024	1		2				3
	FY 2025	2	1					3
	Total	4	1	2				7
CAMPBELL	FY 2023	13	3	4	2			22
	FY 2024	31	6	8				45
	FY 2025	79	11	16				106
	Total	123	20	28	2			173
CARLISLE	FY 2023			1				1
	FY 2024	1		1				2

Statistical Analysis Considerations

* Data provided from the Court Designated Workers Case Management System (CDWCMS).

* A count of complaints is not the same as a count of youth or charges, as a single complaint may contain one or more charges and a single youth may have more than one complaint in a given period of time.

Run Date:
07/09/2025
84 of 136



**ADMINISTRATIVE OFFICE OF THE COURTS
Research and Statistics**

25_CDW6015

**Status Complaints Closed with a Formal Court Referral Statewide FY 2022 - 2024
by County, Fiscal Year (FY), Status Offense Group, and Complaint Close Reason**

Complaint County	Year of Complaint Close Date	Habitual Truancy	Status Offense Group					Grand Total
			Runaway	Beyond Control	Alcohol < 18	Tobacco < 18	Multiple	
CARLISLE	Total	1		2				3
CARROLL	FY 2023		1	1				2
	FY 2024		1					1
	FY 2025	6						6
	Total	6	2	1				9
CARTER	FY 2023	5	2	4				11
	FY 2024			3				3
	FY 2025	6		2				8
	Total	11	2	9				22
CASEY	FY 2023		1					1
	FY 2024	3						3
	FY 2025	16						16
	Total	19	1					20
CHRISTIAN	FY 2023	37	9	15				61
	FY 2024	25	8	5				38
	FY 2025	51	5	3				59
	Total	113	22	23				158
CLARK	FY 2023	6	1					7
	FY 2024	13	2					15
	FY 2025	7	3					10
	Total	26	6					32
CLAY	FY 2024	1	1					2
	FY 2025	3	1					4
	Total	4	2					6

Statistical Analysis Considerations

* Data provided from the Court Designated Workers Case Management System (CDWCMS).

* A count of complaints is not the same as a count of youth or charges, as a single complaint may contain one or more charges and a single youth may have more than one complaint in a given period of time.

Run Date:
07/09/2025
85 of 136



**ADMINISTRATIVE OFFICE OF THE COURTS
Research and Statistics**

25_CDW6015

**Status Complaints Closed with a Formal Court Referral Statewide FY 2022 - 2024
by County, Fiscal Year (FY), Status Offense Group, and Complaint Close Reason**

Complaint County	Year of Complaint Close Date	Habitual Truancy	Status Offense Group					Grand Total
			Runaway	Beyond Control	Alcohol < 18	Tobacco < 18	Multiple	
CLINTON	FY 2024	1						1
	FY 2025	5	1					6
	Total	6	1					7
CUMBERLAND	FY 2023	1						1
	FY 2024			1				1
	FY 2025	4						4
	Total	5		1				6
DAVISS	FY 2023	37	12	1	1			51
	FY 2024	36	10					46
	FY 2025	110	9		1			120
	Total	183	31	1	2			217
EDMONSON	FY 2025	3						3
	Total	3						3
ELLIOTT	FY 2023	2		5				7
	FY 2024	1		2				3
	FY 2025			2				2
	Total	3		9				12
ESTILL	FY 2023	6						6
	FY 2024	8						8
	FY 2025	2		1				3
	Total	16		1				17
FAYETTE	FY 2023	81	21	10				112
	FY 2024	108	22	3				133
	FY 2025	187	18	10				215

Statistical Analysis Considerations

* Data provided from the Court Designated Workers Case Management System (CDWCMS).

* A count of complaints is not the same as a count of youth or charges, as a single complaint may contain one or more charges and a single youth may have more than one complaint in a given period of time.

Run Date:
07/09/2025
86 of 136



**ADMINISTRATIVE OFFICE OF THE COURTS
Research and Statistics**

25_CDW6015

**Status Complaints Closed with a Formal Court Referral Statewide FY 2022 - 2024
by County, Fiscal Year (FY), Status Offense Group, and Complaint Close Reason**

Complaint County	Year of Complaint Close Date	Status Offense Group					Grand Total
		Habitual Truancy	Runaway	Beyond Control	Alcohol < 18	Tobacco < 18	
FAYETTE	Total	376	61	23			460
FLEMING	FY 2023	1					1
	Total	1					1
FLOYD	FY 2023	8		2			10
	FY 2024	5	1	2			8
	FY 2025	1	2	3			6
	Total	14	3	7			24
FRANKLIN	FY 2023	3	1				4
	FY 2024	5	2	1			8
	FY 2025	22					22
	Total	30	3	1			34
FULTON	FY 2023	2					2
	FY 2024	1	1	2		1	5
	FY 2025	3	1				4
	Total	6	2	2		1	11
GALLATIN	FY 2023			1			1
	FY 2024	1	1	1			3
	FY 2025	1		2			3
	Total	2	1	4			7
GRANT	FY 2023		2	2			4
	FY 2024	1		2			3
	FY 2025	1	3	1			5
	Total	2	5	5			12
GRAVES	FY 2023	9	1	1			11

Statistical Analysis Considerations

* Data provided from the Court Designated Workers Case Management System (CDWCMS).

* A count of complaints is not the same as a count of youth or charges, as a single complaint may contain one or more charges and a single youth may have more than one complaint in a given period of time.

Run Date:
07/09/2025
87 of 136



**ADMINISTRATIVE OFFICE OF THE COURTS
Research and Statistics**

25_CDW6015

**Status Complaints Closed with a Formal Court Referral Statewide FY 2022 - 2024
by County, Fiscal Year (FY), Status Offense Group, and Complaint Close Reason**

Complaint County	Year of Complaint Close Date	Status Offense Group					Grand Total
		Habitual Truancy	Runaway	Beyond Control	Alcohol < 18	Tobacco < 18	
GRAVES	FY 2024	3					3
	FY 2025	4					4
	Total	16	1	1			18
GRAYSON	FY 2023	2			1		3
	FY 2024	1					1
	FY 2025	7	2				9
	Total	10	2		1		13
GREEN	FY 2024	2					2
	FY 2025	7					7
	Total	9					9
GREENUP	FY 2023		2				2
	FY 2024		1				1
	Total		3				3
HANCOCK	FY 2023	4					4
	FY 2024	2					2
	FY 2025	10					10
	Total	16					16
HARDIN	FY 2023	3	3	4			10
	FY 2024	4	5	1			10
	FY 2025	29	8	2			39
	Total	36	16	7			59
HARLAN	FY 2023	19	1				20
	FY 2024	12	4				16
	FY 2025	36	1				37

Statistical Analysis Considerations

* Data provided from the Court Designated Workers Case Management System (CDWCMS).

* A count of complaints is not the same as a count of youth or charges, as a single complaint may contain one or more charges and a single youth may have more than one complaint in a given period of time.

Run Date:
07/09/2025
88 of 136



**ADMINISTRATIVE OFFICE OF THE COURTS
Research and Statistics**

25_CDW6015

**Status Complaints Closed with a Formal Court Referral Statewide FY 2022 - 2024
by County, Fiscal Year (FY), Status Offense Group, and Complaint Close Reason**

Complaint County	Year of Complaint Close Date	Status Offense Group					Grand Total
		Habitual Truancy	Runaway	Beyond Control	Alcohol < 18	Tobacco < 18	
HARLAN	Total	67	6				73
HARRISON	FY 2023	1		1			2
	FY 2024	1					1
	FY 2025	14	1	1			16
	Total	16	1	2			19
HART	FY 2023	2	1				3
	FY 2024	7					7
	FY 2025	10					10
	Total	19	1				20
HENDERSON	FY 2023	18	10				28
	FY 2024	20	1	1	2		24
	FY 2025	71	4				75
	Total	109	15	1	2		127
HENRY	FY 2023	4					4
	FY 2024			1			1
	FY 2025	11		1	1		13
	Total	15		2	1		18
HICKMAN	FY 2024			1			1
	FY 2025			1			1
	Total			2			2
HOPKINS	FY 2024	2					2
	FY 2025	3					3
	Total	5					5
JACKSON	FY 2023			1			1

Statistical Analysis Considerations

* Data provided from the Court Designated Workers Case Management System (CDWCMS).

* A count of complaints is not the same as a count of youth or charges, as a single complaint may contain one or more charges and a single youth may have more than one complaint in a given period of time.

Run Date:
07/09/2025
89 of 136



**ADMINISTRATIVE OFFICE OF THE COURTS
Research and Statistics**

25_CDW6015

**Status Complaints Closed with a Formal Court Referral Statewide FY 2022 - 2024
by County, Fiscal Year (FY), Status Offense Group, and Complaint Close Reason**

Complaint County	Year of Complaint Close Date	Status Offense Group					Grand Total
		Habitual Truancy	Runaway	Beyond Control	Alcohol < 18	Tobacco < 18	
JACKSON	FY 2025	1					1
	Total	1		1			2
JEFFERSON	FY 2023	36	7				43
	FY 2024	160	7				167
	FY 2025	317	7	1			325
	Total	513	21	1			535
JESSAMINE	FY 2023	10	9				19
	FY 2024		4				4
	FY 2025		2	1			3
	Total	10	15	1			26
JOHNSON	FY 2023	5		1			6
	FY 2024	1					1
	FY 2025	2	2				4
	Total	8	2	1			11
KENTON	FY 2023	1	13				14
	FY 2024	15	18	1			34
	FY 2025	57	14	5			76
	Total	73	45	6			124
KNOTT	FY 2023		1				1
	FY 2024	1		1			2
	FY 2025	25		2			27
	Total	26	1	3			30
KNOX	FY 2023	11	1				12
	FY 2024	17	1				18

Statistical Analysis Considerations

* Data provided from the Court Designated Workers Case Management System (CDWCMS).

* A count of complaints is not the same as a count of youth or charges, as a single complaint may contain one or more charges and a single youth may have more than one complaint in a given period of time.

Run Date:
07/09/2025
90 of 136



**ADMINISTRATIVE OFFICE OF THE COURTS
Research and Statistics**

25_CDW6015

**Status Complaints Closed with a Formal Court Referral Statewide FY 2022 - 2024
by County, Fiscal Year (FY), Status Offense Group, and Complaint Close Reason**

Complaint County	Year of Complaint Close Date	Habitual Truancy	Status Offense Group					Grand Total
			Runaway	Beyond Control	Alcohol < 18	Tobacco < 18	Multiple	
KNOX	FY 2025	27						27
	Total	55	2					57
LARUE	FY 2023	1	1	1				3
	FY 2024			1				1
	FY 2025	1						1
	Total	2	1	2				5
LAUREL	FY 2023	14	1	1				16
	FY 2024	12	1		1			14
	FY 2025	15	2					17
	Total	41	4	1	1			47
LAWRENCE	FY 2023	1		1				2
	FY 2024	3						3
	FY 2025	7	1					8
	Total	11	1	1				13
LEE	FY 2024			2				2
	FY 2025	1		1				2
	Total	1		3				4
LESLIE	FY 2025	1	1					2
	Total	1	1					2
LETCHER	FY 2024		1					1
	FY 2025	39		1				40
	Total	39	1	1				41
LEWIS	FY 2023				1			1
	FY 2025	1						1

Statistical Analysis Considerations

* Data provided from the Court Designated Workers Case Management System (CDWCMS).

* A count of complaints is not the same as a count of youth or charges, as a single complaint may contain one or more charges and a single youth may have more than one complaint in a given period of time.

Run Date:
07/09/2025
91 of 136



**ADMINISTRATIVE OFFICE OF THE COURTS
Research and Statistics**

25_CDW6015

**Status Complaints Closed with a Formal Court Referral Statewide FY 2022 - 2024
by County, Fiscal Year (FY), Status Offense Group, and Complaint Close Reason**

Complaint County	Year of Complaint Close Date	Status Offense Group					Grand Total
		Habitual Truancy	Runaway	Beyond Control	Alcohol < 18	Tobacco < 18	
LEWIS	Total	1			1		2
LINCOLN	FY 2023	1	2				3
	FY 2024	3	2				5
	FY 2025	5					5
	Total	9	4				13
LIVINGSTON	FY 2023	2		1			3
	FY 2024	4					4
	FY 2025	1					1
	Total	7		1			8
LOGAN	FY 2023	4					4
	FY 2024	11	3	1			15
	FY 2025	6					6
	Total	21	3	1			25
LYON	FY 2024	2					2
	FY 2025	2					2
	Total	4					4
MADISON	FY 2023	5	5	1			11
	FY 2024	6	3	2			11
	FY 2025	14	3	4			21
	Total	25	11	7			43
MAGOFFIN	FY 2023	4					4
	FY 2024	1	1	1			3
	FY 2025	5	1	3			9
	Total	10	2	4			16

Statistical Analysis Considerations

* Data provided from the Court Designated Workers Case Management System (CDWCMS).

* A count of complaints is not the same as a count of youth or charges, as a single complaint may contain one or more charges and a single youth may have more than one complaint in a given period of time.

Run Date:
07/09/2025
92 of 136



**ADMINISTRATIVE OFFICE OF THE COURTS
Research and Statistics**

25_CDW6015

**Status Complaints Closed with a Formal Court Referral Statewide FY 2022 - 2024
by County, Fiscal Year (FY), Status Offense Group, and Complaint Close Reason**

Complaint County	Year of Complaint Close Date	Status Offense Group						Grand Total
		Habitual Truancy	Runaway	Beyond Control	Alcohol < 18	Tobacco < 18	Multiple	
MARION	FY 2023	7	1	2				10
	FY 2024	2	1					3
	FY 2025	7	1	2				10
	Total	16	3	4				23
MARSHALL	FY 2024	1						1
	FY 2025	2						2
	Total	3						3
MARTIN	FY 2023	3						3
	FY 2024	1						1
	FY 2025	7		1	2			10
	Total	11		1	2			14
MASON	FY 2023			1				1
	FY 2024	3	1	1				5
	FY 2025	16	1					17
	Total	19	2	2				23
MCCRACKEN	FY 2023	12	4					16
	FY 2024	18	1					19
	FY 2025	16	2					18
	Total	46	7					53
MCCREARY	FY 2023	4	1					5
	FY 2024	5			1			6
	FY 2025	15						15
	Total	24	1		1			26
MCLEAN	FY 2023	2						2

Statistical Analysis Considerations

* Data provided from the Court Designated Workers Case Management System (CDWCMS).

* A count of complaints is not the same as a count of youth or charges, as a single complaint may contain one or more charges and a single youth may have more than one complaint in a given period of time.

Run Date:
07/09/2025
93 of 136



**ADMINISTRATIVE OFFICE OF THE COURTS
Research and Statistics**

25_CDW6015

**Status Complaints Closed with a Formal Court Referral Statewide FY 2022 - 2024
by County, Fiscal Year (FY), Status Offense Group, and Complaint Close Reason**

Complaint County	Year of Complaint Close Date	Habitual Truancy	Status Offense Group					Grand Total
			Runaway	Beyond Control	Alcohol < 18	Tobacco < 18	Multiple	
MCLEAN	FY 2025	3						3
	Total	5						5
MEADE	FY 2023	2	1					3
	FY 2024	3						3
	FY 2025	13						13
	Total	18	1					19
MERCER	FY 2023	3						3
	FY 2024		1					1
	FY 2025	4						4
	Total	7	1					8
METCALFE	FY 2023	3						3
	FY 2024		2					2
	FY 2025		1					1
	Total	3	3					6
MONROE	FY 2023	1						1
	FY 2024	2	1					3
	FY 2025	2						2
	Total	5	1					6
MONTGOMERY	FY 2023	7	3					10
	FY 2024	1	2	1				4
	FY 2025		2					2
	Total	8	7	1				16
MORGAN	FY 2023	3		5				8
	FY 2024	8	1	1				10

Statistical Analysis Considerations

* Data provided from the Court Designated Workers Case Management System (CDWCMS).

* A count of complaints is not the same as a count of youth or charges, as a single complaint may contain one or more charges and a single youth may have more than one complaint in a given period of time.

Run Date:
07/09/2025
94 of 136



ADMINISTRATIVE OFFICE OF THE COURTS

Research and Statistics

Status Complaints Closed with a Formal Court Referral Statewide FY 2022 - 2024
by County, Fiscal Year (FY), Status Offense Group, and Complaint Close Reason

Complaint County	Year of Complaint Close Date	Habitual Truancy	Status Offense Group					Grand Total
			Runaway	Beyond Control	Alcohol < 18	Tobacco < 18	Multiple	
MORGAN	FY 2025	12		1				13
	Total	23	1	7				31
MUHLENBERG	FY 2023	12				1		13
	FY 2024	10	2					12
	FY 2025	17	2	1				20
	Total	39	4	1		1		45
NELSON	FY 2023	4	3					7
	FY 2024	4			1			5
	FY 2025	17	1	1				19
	Total	25	4	1	1			31
NICHOLAS	FY 2025	1						1
	Total	1						1
OHIO	FY 2023	9	1	1				11
	FY 2024	4	1					5
	FY 2025	6						6
	Total	19	2	1				22
OLDHAM	FY 2023		1					1
	FY 2024		1	1				2
	FY 2025	1						1
	Total	1	2	1				4
OWEN	FY 2024		1					1
	FY 2025		1					1
	Total		2					2
OWSLEY	FY 2023	2	1					3

Statistical Analysis Considerations

* Data provided from the Court Designated Workers Case Management System (CDWCMS).

* A count of complaints is not the same as a count of youth or charges, as a single complaint may contain one or more charges and a single youth may have more than one complaint in a given period of time.



**ADMINISTRATIVE OFFICE OF THE COURTS
Research and Statistics**

25_CDW6015

**Status Complaints Closed with a Formal Court Referral Statewide FY 2022 - 2024
by County, Fiscal Year (FY), Status Offense Group, and Complaint Close Reason**

Complaint County	Year of Complaint Close Date	Habitual Truancy	Status Offense Group					Grand Total
			Runaway	Beyond Control	Alcohol < 18	Tobacco < 18	Multiple	
OWSLEY	FY 2024	2						2
	FY 2025	1						1
	Total	5	1					6
PENDLETON	FY 2023	1		1				2
	FY 2024	4						4
	FY 2025	5		1				6
	Total	10		2				12
PERRY	FY 2024	6						6
	FY 2025	1						1
	Total	7						7
PIKE	FY 2023		1	1				2
	FY 2024					1		1
	FY 2025	13	1	1				15
	Total	13	2	2		1		18
POWELL	FY 2023	5						5
	FY 2024	3	1					4
	FY 2025	12	3					15
	Total	20	4					24
PULASKI	FY 2023	5		1				6
	FY 2024	4	5	1				10
	FY 2025	20	2					22
	Total	29	7	2				38
ROCKCASTLE	FY 2023	3						3
	FY 2024	2						2

Statistical Analysis Considerations

* Data provided from the Court Designated Workers Case Management System (CDWCMS).

* A count of complaints is not the same as a count of youth or charges, as a single complaint may contain one or more charges and a single youth may have more than one complaint in a given period of time.

Run Date:
07/09/2025
96 of 136



**ADMINISTRATIVE OFFICE OF THE COURTS
Research and Statistics**

25_CDW6015

**Status Complaints Closed with a Formal Court Referral Statewide FY 2022 - 2024
by County, Fiscal Year (FY), Status Offense Group, and Complaint Close Reason**

Complaint County	Year of Complaint Close Date	Habitual Truancy	Status Offense Group					Grand Total
			Runaway	Beyond Control	Alcohol < 18	Tobacco < 18	Multiple	
ROCKCASTLE	FY 2025	2						2
	Total	7						7
ROWAN	FY 2023	7			3			10
	FY 2024	1	1		3			5
	FY 2025	13	1					14
	Total	21	2		6			29
RUSSELL	FY 2024	1						1
	FY 2025	4						4
	Total	5						5
SCOTT	FY 2023	13						13
	FY 2024	6	1					7
	FY 2025	1						1
	Total	20	1					21
SHELBY	FY 2025				1			1
	Total				1			1
SIMPSON	FY 2023	3	2					5
	FY 2024	1	2		1			4
	FY 2025	7						7
	Total	11	4		1			16
SPENCER	FY 2024				1			1
	FY 2025		1					1
	Total		1		1			2
TAYLOR	FY 2023	1						1
	FY 2024	2	1		1			4

Statistical Analysis Considerations

* Data provided from the Court Designated Workers Case Management System (CDWCMS).

* A count of complaints is not the same as a count of youth or charges, as a single complaint may contain one or more charges and a single youth may have more than one complaint in a given period of time.

Run Date:
07/09/2025
97 of 136



**ADMINISTRATIVE OFFICE OF THE COURTS
Research and Statistics**

25_CDW6015

**Status Complaints Closed with a Formal Court Referral Statewide FY 2022 - 2024
by County, Fiscal Year (FY), Status Offense Group, and Complaint Close Reason**

Complaint County	Year of Complaint Close Date	Habitual Truancy	Status Offense Group					Grand Total
			Runaway	Beyond Control	Alcohol < 18	Tobacco < 18	Multiple	
TAYLOR	FY 2025	4	1	2				7
	Total	7	2	3				12
TODD	FY 2023	2	1					3
	FY 2024	3						3
	FY 2025	5						5
	Total	10	1					11
TRIGG	FY 2023	5						5
	FY 2024	4						4
	FY 2025	2						2
	Total	11						11
TRIMBLE	FY 2025	6						6
	Total	6						6
UNION	FY 2024	1						1
	FY 2025	5		1				6
	Total	6		1				7
WARREN	FY 2023	2	6					8
	FY 2024	9	3					12
	FY 2025	129	8					137
	Total	140	17					157
WASHINGTON	FY 2025	1	1					2
	Total	1	1					2
WAYNE	FY 2023	1						1
	FY 2024	1						1
	FY 2025	7						7

Statistical Analysis Considerations

* Data provided from the Court Designated Workers Case Management System (CDWCMS).

* A count of complaints is not the same as a count of youth or charges, as a single complaint may contain one or more charges and a single youth may have more than one complaint in a given period of time.

Run Date:
07/09/2025
98 of 136



**ADMINISTRATIVE OFFICE OF THE COURTS
Research and Statistics**

25_CDW6015

**Status Complaints Closed with a Formal Court Referral Statewide FY 2022 - 2024
by County, Fiscal Year (FY), Status Offense Group, and Complaint Close Reason**

Complaint County	Year of Complaint Close Date	Habitual Truancy	Status Offense Group					Grand Total
			Runaway	Beyond Control	Alcohol < 18	Tobacco < 18	Multiple	
WAYNE	Total	9						9
WEBSTER	FY 2023	1		1				2
	FY 2025	6			1			7
	Total	7		1	1			9
WHITLEY	FY 2023	4	1					5
	FY 2024	12						12
	FY 2025	31	1					32
	Total	47	2					49
WOLFE	FY 2023	1						1
	FY 2024	1						1
	Total	2						2
WOODFORD	FY 2023	5	2	3				10
	FY 2024	3						3
	FY 2025	7	1					8
	Total	15	3	3				21
Grand Total		3,214	464	280	18	1	2	3,979

Statistical Analysis Considerations

* Data provided from the Court Designated Workers Case Management System (CDWCMS).

* A count of complaints is not the same as a count of youth or charges, as a single complaint may contain one or more charges and a single youth may have more than one complaint in a given period of time.



**ADMINISTRATIVE OFFICE OF THE COURTS
Research and Statistics**

25_CDW6015

**Status Complaints Closed with a Formal Court Referral Statewide FY 2022 - 2024
by County, Fiscal Year (FY), Status Offense Group, and Complaint Close Reason**

Complaint County	Year of Complaint Close Date	Complaint Close Reason	Status Offense Group					Grand Total
			Habitual Truancy	Runaway	Beyond Control	Alcohol < 18	Tobacco < 18	
ADAIR	FY 2023	Formal Court Ref - Co Atty Req	2	1				3
	FY 2024	Unsuccessful Diversion	1					1
		Child Req Formal Court Hearing		1				1
		CDW Ref Case for Formal Proc		1				1
		Formal Court Ref - Co Atty Req	1					1
	FY 2025	Unsuccessful Diversion	1					1
		CDW Ref Case for Formal Proc	1					1
		Formal Court Ref - Co Atty Req	4					4
		Unsuccessful Div. 4 Unexc HT	5					5
	ALLEN	FY 2023	Unsuccessful Diversion	3				
CDW Ref Case for Formal Proc			1					1
Formal Court Ref - Co Atty Req			3					3
FY 2024		Unsuccessful Diversion	5					5
		Child Req Formal Court Hearing	2					2
		Formal Court Ref - Judge Req		2				2
		Child FTA for Scheduled Appt.	1					1
FY 2025		Unsuccessful Diversion	3					3
		Formal Court Ref - Co Atty Req	2					2
		Formal Court Ref - Judge Req		1				1
		Child FTA for Scheduled Appt.	1					1
		Unsuccessful Div. 4 Unexc HT	1					1
ANDERSON	FY 2023	Unsuccessful Diversion	2	1				3
		Formal Court Ref - Co Atty Req	1					1
	FY 2024	Unsuccessful Diversion	1					1

Statistical Analysis Considerations

* Data provided from the Court Designated Workers Case Management System (CDWCMS).

* A count of complaints is not the same as a count of youth or charges, as a single complaint may contain one or more charges and a single youth may have more than one complaint in a given period of time.

Run Date:
07/09/2025
100 of 136



**ADMINISTRATIVE OFFICE OF THE COURTS
Research and Statistics**

25_CDW6015

**Status Complaints Closed with a Formal Court Referral Statewide FY 2022 - 2024
by County, Fiscal Year (FY), Status Offense Group, and Complaint Close Reason**

Complaint County	Year of Complaint Close Date	Complaint Close Reason	Status Offense Group					Grand Total	
			Habitual Truancy	Runaway	Beyond Control	Alcohol < 18	Tobacco < 18		Multiple
ANDERSON	FY 2024	Formal Court Ref - Co Atty Req	1						1
	FY 2025	Unsuccessful Diversion			2				2
BALLARD	FY 2023	Unsuccessful Diversion	1						1
	FY 2024	Unsuccessful Diversion	2						2
		Formal Court Ref - Judge Req			1				1
	FY 2025	Unsuccessful Diversion	1						1
		Child Req Formal Court Hearing	1						1
Unsuccessful Div. 4 Unexc HT		1						1	
BARREN	FY 2023	Unsuccessful Diversion	6	1					7
		CDW Ref Case for Formal Proc	2						2
		Formal Court Ref - Co Atty Req	2						2
	FY 2024	Unsuccessful Diversion	5						5
	FY 2025	Unsuccessful Diversion	1						1
		CDW Ref Case for Formal Proc	1	1	1				3
		Formal Court Ref - Co Atty Req	7						7
		Formal Court Ref - Judge Req		1					1
Unsuccessful Div. 4 Unexc HT		1						1	
BATH	FY 2024	Unsuccessful Diversion	2						2
		Child Req Formal Court Hearing			1				1
	FY 2025	Child Req Formal Court Hearing			1				1
		Formal Court Ref - Co Atty Req	2						2
		Child FTA for Scheduled Appt.	1						1
	Unsuccessful Div. 4 Unexc HT	2						2	
BELL	FY 2023	Unsuccessful Diversion	4						4

Statistical Analysis Considerations

* Data provided from the Court Designated Workers Case Management System (CDWCMS).

* A count of complaints is not the same as a count of youth or charges, as a single complaint may contain one or more charges and a single youth may have more than one complaint in a given period of time.

Run Date:
07/09/2025
101 of 136



**ADMINISTRATIVE OFFICE OF THE COURTS
Research and Statistics**

25_CDW6015

**Status Complaints Closed with a Formal Court Referral Statewide FY 2022 - 2024
by County, Fiscal Year (FY), Status Offense Group, and Complaint Close Reason**

Complaint County	Year of Complaint Close Date	Complaint Close Reason	Status Offense Group					Grand Total
			Habitual Truancy	Runaway	Beyond Control	Alcohol < 18	Tobacco < 18	
BELL	FY 2023	CDW Ref Case for Formal Proc	1					1
		Formal Court Ref - Co Atty Req	1					1
		Formal Court Ref - Judge Req		1				1
		Child FTA for Scheduled Appt.	5					5
	FY 2024	Unsuccessful Diversion	3					3
		Formal Court Ref - Co Atty Req	1					1
		Formal Court Ref - Judge Req		1				1
		Child FTA for Scheduled Appt.	2					2
	FY 2025	Child Req Formal Court Hearing	1					1
		Formal Court Ref - Co Atty Req	25					25
		Child FTA for Scheduled Appt.	10					10
		Unsuccessful Div. 4 Unexc HT	4					4
BOONE	FY 2023	Child FTA for Scheduled Appt.		1				1
	FY 2024	Unsuccessful Diversion			1			1
		Child Req Formal Court Hearing			1			1
		Formal Court Ref - Co Atty Req		1				1
		Formal Court Ref - Judge Req		8				8
	FY 2025	Unsuccessful Diversion			4			4
		CDW Ref Case for Formal Proc		2	2	1		5
		Formal Court Ref - Co Atty Req	4					4
		Child FTA for Scheduled Appt.	3		1			4
		Lack of Parental Cooperation	1					1
Unsuccessful Div. 4 Unexc HT	2					2		
BOURBON	FY 2023	Unsuccessful Diversion	7		1			8

Statistical Analysis Considerations

* Data provided from the Court Designated Workers Case Management System (CDWCMS).

* A count of complaints is not the same as a count of youth or charges, as a single complaint may contain one or more charges and a single youth may have more than one complaint in a given period of time.

Run Date:
07/09/2025
102 of 136



**ADMINISTRATIVE OFFICE OF THE COURTS
Research and Statistics**

25_CDW6015

**Status Complaints Closed with a Formal Court Referral Statewide FY 2022 - 2024
by County, Fiscal Year (FY), Status Offense Group, and Complaint Close Reason**

Complaint County	Year of Complaint Close Date	Complaint Close Reason	Status Offense Group					Grand Total
			Habitual Truancy	Runaway	Beyond Control	Alcohol < 18	Tobacco < 18	
BOURBON	FY 2023	CDW Ref Case for Formal Proc	1					1
		Formal Court Ref - Co Atty Req			1			1
		Child FTA for Scheduled Appt.	1					1
	FY 2024	Unsuccessful Diversion	3		2			5
		CDW Ref Case for Formal Proc	2					2
	FY 2025	Formal Court Ref - Co Atty Req	3					3
		Child FTA for Scheduled Appt.	4					4
		Unsuccessful Div. 4 Unexc HT	6					6
	BOYD	FY 2023	Unsuccessful Diversion	16		3		
Child Req Formal Court Hearing			1		2			3
CDW Ref Case for Formal Proc			1	2	2			5
Formal Court Ref - Co Atty Req			16	1	2			19
Formal Court Ref - Judge Req				8				8
Child FTA for Scheduled Appt.			3					3
FY 2024		Unsuccessful Diversion	25		6			31
		Child Req Formal Court Hearing	2	1	1			4
		CDW Ref Case for Formal Proc	5		2			7
		Formal Court Ref - Co Atty Req		1	3			4
		Formal Court Ref - Judge Req		1				1
		Child FTA for Scheduled Appt.	3					3
FY 2025		Unsuccessful Diversion	18	1	18			37
		Child Req Formal Court Hearing	1		1			2
		CDW Ref Case for Formal Proc	2		3			5
	Formal Court Ref - Co Atty Req	7	1				8	

Statistical Analysis Considerations

* Data provided from the Court Designated Workers Case Management System (CDWCMS).

* A count of complaints is not the same as a count of youth or charges, as a single complaint may contain one or more charges and a single youth may have more than one complaint in a given period of time.

Run Date:
07/09/2025
103 of 136



ADMINISTRATIVE OFFICE OF THE COURTS
Research and Statistics

25_CDW6015

Status Complaints Closed with a Formal Court Referral Statewide FY 2022 - 2024
by County, Fiscal Year (FY), Status Offense Group, and Complaint Close Reason

Complaint County	Year of Complaint Close Date	Complaint Close Reason	Status Offense Group					Grand Total
			Habitual Truancy	Runaway	Beyond Control	Alcohol < 18	Tobacco < 18	
BOYD	FY 2025	Formal Court Ref - Judge Req		4				4
		Child FTA for Scheduled Appt.	13					13
		Unsuccessful Div. 4 Unexc HT	30					30
BOYLE	FY 2023	Unsuccessful Diversion	1					1
	FY 2024	CDW Ref Case for Formal Proc	1					1
BRACKEN	FY 2023	CDW Ref Case for Formal Proc		1				1
	FY 2024	CDW Ref Case for Formal Proc			1			1
	FY 2025	Unsuccessful Div. 4 Unexc HT	2					2
BREATHITT	FY 2025	Formal Court Ref - Judge Req		1				1
BRECKINRIDGE	FY 2023	Unsuccessful Diversion	2					2
		Child Req Formal Court Hearing	2					2
	FY 2024	Unsuccessful Diversion	1					1
		Child Req Formal Court Hearing	1					1
		CDW Ref Case for Formal Proc	1					1
	FY 2025	Child FTA for Scheduled Appt.	1					1
		Unsuccessful Diversion	2					2
		Child Req Formal Court Hearing	2					2
		CDW Ref Case for Formal Proc	1					1
		Formal Court Ref - Co Atty Req	9					9
Unsuccessful Div. 4 Unexc HT	6					6		
BULLITT	FY 2023	Unsuccessful Diversion	17		2			19
		CDW Ref Case for Formal Proc	1					1
		Formal Court Ref - Judge Req		2				2
		Child FTA for Scheduled Appt.	2					2

Statistical Analysis Considerations

* Data provided from the Court Designated Workers Case Management System (CDWCMS).

* A count of complaints is not the same as a count of youth or charges, as a single complaint may contain one or more charges and a single youth may have more than one complaint in a given period of time.

Run Date:
07/09/2025
104 of 136



**ADMINISTRATIVE OFFICE OF THE COURTS
Research and Statistics**

25_CDW6015

**Status Complaints Closed with a Formal Court Referral Statewide FY 2022 - 2024
by County, Fiscal Year (FY), Status Offense Group, and Complaint Close Reason**

Complaint County	Year of Complaint Close Date	Complaint Close Reason	Status Offense Group					Grand Total	
			Habitual Truancy	Runaway	Beyond Control	Alcohol < 18	Tobacco < 18		Multiple
BULLITT	FY 2024	Unsuccessful Diversion	12						12
		CDW Ref Case for Formal Proc			1				1
		Child FTA for Scheduled Appt.	3						3
	FY 2025	Unsuccessful Diversion	2	2	2				6
		Child Req Formal Court Hearing	1	1	2				4
		CDW Ref Case for Formal Proc		1					1
		Formal Court Ref - Co Atty Req	2						2
		Formal Court Ref - Judge Req		1					1
		Child FTA for Scheduled Appt.	2						2
Unsuccessful Div. 4 Unexc HT		3						3	
BUTLER	FY 2023	Unsuccessful Diversion	2						2
	FY 2025	Formal Court Ref - Co Atty Req	2						2
		Child FTA for Scheduled Appt.	1						1
CALDWELL	FY 2023	CDW Ref Case for Formal Proc			1				1
	FY 2024	Unsuccessful Diversion	3		1				4
CALLOWAY	FY 2023	Child Req Formal Court Hearing	1						1
	FY 2024	Unsuccessful Diversion	1		1				2
		Child Req Formal Court Hearing			1				1
	FY 2025	Unsuccessful Diversion	1						1
		Child Req Formal Court Hearing		1					1
CAMPBELL	FY 2023	Unsuccessful Diversion	2						2
		CDW Ref Case for Formal Proc	1		2				3
		Formal Court Ref - Co Atty Req	10		1	2			13

Statistical Analysis Considerations

* Data provided from the Court Designated Workers Case Management System (CDWCMS).

* A count of complaints is not the same as a count of youth or charges, as a single complaint may contain one or more charges and a single youth may have more than one complaint in a given period of time.

Run Date:
07/09/2025
105 of 136



**ADMINISTRATIVE OFFICE OF THE COURTS
Research and Statistics**

25_CDW6015

**Status Complaints Closed with a Formal Court Referral Statewide FY 2022 - 2024
by County, Fiscal Year (FY), Status Offense Group, and Complaint Close Reason**

Complaint County	Year of Complaint Close Date	Complaint Close Reason	Status Offense Group					Grand Total	
			Habitual Truancy	Runaway	Beyond Control	Alcohol < 18	Tobacco < 18		Multiple
CAMPBELL	FY 2023	Formal Court Ref - Judge Req		3	1				4
	FY 2024	Unsuccessful Diversion	7						7
		CDW Ref Case for Formal Proc	1						1
		Formal Court Ref - Co Atty Req	16		5				21
		Formal Court Ref - Judge Req	4	6	3				13
		Child FTA for Scheduled Appt.	3						3
	FY 2025	Unsuccessful Diversion	3		2				5
		Informal Adjustment Unsuccessf	6						6
		Child Req Formal Court Hearing	3		2				5
		CDW Ref Case for Formal Proc	4	1	2				7
		Formal Court Ref - Co Atty Req	51	1	10				62
		Formal Court Ref - Judge Req	1	9					10
		Child FTA for Scheduled Appt.	3						3
		Lack of Parental Cooperation	1						1
Unsuccessful Div. 4 Unexc HT	7						7		
CARLISLE	FY 2023	Unsuccessful Diversion			1				1
	FY 2024	Child Req Formal Court Hearing	1						1
		Formal Court Ref - Co Atty Req			1				1
CARROLL	FY 2023	Unsuccessful Diversion			1				1
		Formal Court Ref - Co Atty Req		1					1
	FY 2024	Formal Court Ref - Judge Req		1					1
	FY 2025	Child Req Formal Court Hearing	1						1
		Formal Court Ref - Co Atty Req	4						4
	Child FTA for Scheduled Appt.	1						1	

Statistical Analysis Considerations

* Data provided from the Court Designated Workers Case Management System (CDWCMS).

* A count of complaints is not the same as a count of youth or charges, as a single complaint may contain one or more charges and a single youth may have more than one complaint in a given period of time.

Run Date:
07/09/2025
106 of 136



ADMINISTRATIVE OFFICE OF THE COURTS
Research and Statistics

25_CDW6015

Status Complaints Closed with a Formal Court Referral Statewide FY 2022 - 2024
by County, Fiscal Year (FY), Status Offense Group, and Complaint Close Reason

Complaint County	Year of Complaint Close Date	Complaint Close Reason	Status Offense Group					Grand Total
			Habitual Truancy	Runaway	Beyond Control	Alcohol < 18	Tobacco < 18	
CARTER	FY 2023	CDW Ref Case for Formal Proc		1				1
		Formal Court Ref - Co Atty Req	5		4			9
		Formal Court Ref - Judge Req		1				1
	FY 2024	Unsuccessful Diversion			2			2
		Formal Court Ref - Co Atty Req			1			1
	FY 2025	Unsuccessful Diversion			1			1
		Formal Court Ref - Co Atty Req	1					1
		Formal Court Ref - Judge Req			1			1
		Child FTA for Scheduled Appt.	2					2
		Unsuccessful Div. 4 Unexc HT	3					3
CASEY	FY 2023	Unsuccessful Diversion		1				1
	FY 2024	Unsuccessful Diversion	2					2
		CDW Ref Case for Formal Proc	1					1
	FY 2025	Child Req Formal Court Hearing	1					1
		Formal Court Ref - Co Atty Req	3					3
		Child FTA for Scheduled Appt.	4					4
		Unsuccessful Div. 4 Unexc HT	8					8
CHRISTIAN	FY 2023	Unsuccessful Diversion	25	2	5			32
		Child Req Formal Court Hearing	1		2			3
		CDW Ref Case for Formal Proc	1	1				2
		Formal Court Ref - Co Atty Req		2	5			7
		Formal Court Ref - Judge Req	1	4	1			6
		Child FTA for Scheduled Appt.	9		2			11
	FY 2024	Unsuccessful Diversion	9	1	2			12

Statistical Analysis Considerations

* Data provided from the Court Designated Workers Case Management System (CDWCMS).

* A count of complaints is not the same as a count of youth or charges, as a single complaint may contain one or more charges and a single youth may have more than one complaint in a given period of time.

Run Date:
07/09/2025
107 of 136



**ADMINISTRATIVE OFFICE OF THE COURTS
Research and Statistics**

25_CDW6015

**Status Complaints Closed with a Formal Court Referral Statewide FY 2022 - 2024
by County, Fiscal Year (FY), Status Offense Group, and Complaint Close Reason**

Complaint County	Year of Complaint Close Date	Complaint Close Reason	Status Offense Group					Grand Total	
			Habitual Truancy	Runaway	Beyond Control	Alcohol < 18	Tobacco < 18		Multiple
CHRISTIAN	FY 2024	Child Req Formal Court Hearing			1			1	
		CDW Ref Case for Formal Proc		1				1	
		Formal Court Ref - Co Atty Req		1				1	
		Formal Court Ref - Judge Req		5	1			6	
		Child FTA for Scheduled Appt.	16		1			17	
	FY 2025	Unsuccessful Diversion	5		2			7	
		Child Req Formal Court Hearing	2		1			3	
		CDW Ref Case for Formal Proc	4					4	
		Formal Court Ref - Co Atty Req	3					3	
		Formal Court Ref - Judge Req	1	5				6	
		Child FTA for Scheduled Appt.	22					22	
		Unsuccessful Div. 4 Unexc HT	14					14	
	CLARK	FY 2023	Unsuccessful Diversion	6					6
			Formal Court Ref - Judge Req		1				1
FY 2024		Unsuccessful Diversion	6					6	
		Child Req Formal Court Hearing	5					5	
		CDW Ref Case for Formal Proc	1					1	
		Formal Court Ref - Judge Req		2				2	
		Child FTA for Scheduled Appt.	1					1	
FY 2025		Formal Court Ref - Co Atty Req	4					4	
		Formal Court Ref - Judge Req		3				3	
		Unsuccessful Div. 4 Unexc HT	3					3	
CLAY	FY 2024	Child Req Formal Court Hearing	1					1	
		CDW Ref Case for Formal Proc		1				1	

Statistical Analysis Considerations

* Data provided from the Court Designated Workers Case Management System (CDWCMS).

* A count of complaints is not the same as a count of youth or charges, as a single complaint may contain one or more charges and a single youth may have more than one complaint in a given period of time.

Run Date:
07/09/2025
108 of 136



**ADMINISTRATIVE OFFICE OF THE COURTS
Research and Statistics**

25_CDW6015

**Status Complaints Closed with a Formal Court Referral Statewide FY 2022 - 2024
by County, Fiscal Year (FY), Status Offense Group, and Complaint Close Reason**

Complaint County	Year of Complaint Close Date	Complaint Close Reason	Status Offense Group					Grand Total
			Habitual Truancy	Runaway	Beyond Control	Alcohol < 18	Tobacco < 18	
CLAY	FY 2025	Unsuccessful Diversion	2					2
		Child Req Formal Court Hearing	1					1
		Child FTA for Scheduled Appt.		1				1
CLINTON	FY 2024	Unsuccessful Diversion	1					1
	FY 2025	CDW Ref Case for Formal Proc	1					1
		Formal Court Ref - Judge Req		1				1
		Unsuccessful Div. 4 Unexc HT	4					4
CUMBERLAND	FY 2023	Formal Court Ref - Co Atty Req	1					1
	FY 2024	Unsuccessful Diversion			1			1
	FY 2025	Unsuccessful Div. 4 Unexc HT	4					4
DAVISS	FY 2023	Unsuccessful Diversion	22	1	1			24
		Child Req Formal Court Hearing	6					6
		CDW Ref Case for Formal Proc	3	6		1		10
		Formal Court Ref - Co Atty Req	2	1				3
		Formal Court Ref - Judge Req		4				4
		Child FTA for Scheduled Appt.	4					4
	FY 2024	Unsuccessful Diversion	16	1				17
		Informal Adjustment Unsuccessf	1					1
		Child Req Formal Court Hearing	4					4
		CDW Ref Case for Formal Proc	6	5				11
		Formal Court Ref - Co Atty Req	1					1
		Formal Court Ref - Judge Req		4				4
		Child FTA for Scheduled Appt.	8					8
FY 2025	Unsuccessful Diversion	5			1		6	

Statistical Analysis Considerations

* Data provided from the Court Designated Workers Case Management System (CDWCMS).

* A count of complaints is not the same as a count of youth or charges, as a single complaint may contain one or more charges and a single youth may have more than one complaint in a given period of time.

Run Date:
07/09/2025
109 of 136



**ADMINISTRATIVE OFFICE OF THE COURTS
Research and Statistics**

25_CDW6015

**Status Complaints Closed with a Formal Court Referral Statewide FY 2022 - 2024
by County, Fiscal Year (FY), Status Offense Group, and Complaint Close Reason**

Complaint County	Year of Complaint Close Date	Complaint Close Reason	Status Offense Group					Grand Total
			Habitual Truancy	Runaway	Beyond Control	Alcohol < 18	Tobacco < 18	
DAVISS	FY 2025	Child Req Formal Court Hearing	3					3
		CDW Ref Case for Formal Proc	10					10
		Formal Court Ref - Judge Req		9				9
		Child FTA for Scheduled Appt.	53					53
		Unsuccessful Div. 4 Unexc HT	39					39
EDMONSON	FY 2025	Formal Court Ref - Co Atty Req	3					3
ELLIOTT	FY 2023	Child Req Formal Court Hearing	1		2			3
		Formal Court Ref - Co Atty Req	1		2			3
		Formal Court Ref - Judge Req			1			1
	FY 2024	Formal Court Ref - Co Atty Req	1		2			3
	FY 2025	Formal Court Ref - Co Atty Req			2			2
ESTILL	FY 2023	Unsuccessful Diversion	5					5
		CDW Ref Case for Formal Proc	1					1
	FY 2024	Unsuccessful Diversion	7					7
		Child FTA for Scheduled Appt.	1					1
	FY 2025	Unsuccessful Diversion			1			1
		Formal Court Ref - Co Atty Req	2					2
FAYETTE	FY 2023	Unsuccessful Diversion	52	1	4			57
		Child Req Formal Court Hearing	3	2	1			6
		CDW Ref Case for Formal Proc	7	1	4			12
		Formal Court Ref - Co Atty Req	5					5
		Formal Court Ref - Judge Req		17	1			18
		Child FTA for Scheduled Appt.	14					14
	FY 2024	Unsuccessful Diversion	54	1	2			57

Statistical Analysis Considerations

* Data provided from the Court Designated Workers Case Management System (CDWCMS).

* A count of complaints is not the same as a count of youth or charges, as a single complaint may contain one or more charges and a single youth may have more than one complaint in a given period of time.

Run Date:
07/09/2025
110 of 136



**ADMINISTRATIVE OFFICE OF THE COURTS
Research and Statistics**

25_CDW6015

**Status Complaints Closed with a Formal Court Referral Statewide FY 2022 - 2024
by County, Fiscal Year (FY), Status Offense Group, and Complaint Close Reason**

Complaint County	Year of Complaint Close Date	Complaint Close Reason	Status Offense Group					Grand Total
			Habitual Truancy	Runaway	Beyond Control	Alcohol < 18	Tobacco < 18	
FAYETTE	FY 2024	Child Req Formal Court Hearing	4		1			5
		CDW Ref Case for Formal Proc	3	1				4
		Formal Court Ref - Co Atty Req	1	1				2
		Formal Court Ref - Judge Req		19				19
		Child FTA for Scheduled Appt.	45					45
		Lack of Parental Cooperation	1					1
	FY 2025	Unsuccessful Diversion	15		7			22
		Informal Adjustment Unsuccessf	5	2				7
		Child Req Formal Court Hearing	15	2	1			18
		CDW Ref Case for Formal Proc	1					1
		Formal Court Ref - Co Atty Req	3		1			4
		Formal Court Ref - Judge Req		14				14
		Child FTA for Scheduled Appt.	65		1			66
		Lack of Parental Cooperation	3					3
Unsuccessful Div. 4 Unexc HT	80					80		
FLEMING	FY 2023	Unsuccessful Diversion	1					1
FLOYD	FY 2023	Unsuccessful Diversion	5		2			7
		Formal Court Ref - Co Atty Req	2					2
		Child FTA for Scheduled Appt.	1					1
	FY 2024	Unsuccessful Diversion	5		2			7
		CDW Ref Case for Formal Proc		1				1
	FY 2025	Unsuccessful Diversion	1		1			2
Child Req Formal Court Hearing			1	1			2	
CDW Ref Case for Formal Proc			1	1			2	

Statistical Analysis Considerations

* Data provided from the Court Designated Workers Case Management System (CDWCMS).

* A count of complaints is not the same as a count of youth or charges, as a single complaint may contain one or more charges and a single youth may have more than one complaint in a given period of time.

Run Date:
07/09/2025
111 of 136



**ADMINISTRATIVE OFFICE OF THE COURTS
Research and Statistics**

25_CDW6015

**Status Complaints Closed with a Formal Court Referral Statewide FY 2022 - 2024
by County, Fiscal Year (FY), Status Offense Group, and Complaint Close Reason**

Complaint County	Year of Complaint Close Date	Complaint Close Reason	Status Offense Group					Grand Total
			Habitual Truancy	Runaway	Beyond Control	Alcohol < 18	Tobacco < 18	
FRANKLIN	FY 2023	Formal Court Ref - Co Atty Req		1				1
		Child FTA for Scheduled Appt.	3					3
	FY 2024	Unsuccessful Diversion	4		1			5
		CDW Ref Case for Formal Proc	1					1
		Formal Court Ref - Judge Req		2				2
	FY 2025	Unsuccessful Diversion	1					1
		Formal Court Ref - Co Atty Req	16					16
		Child FTA for Scheduled Appt.	1					1
		Unsuccessful Div. 4 Unexc HT	4					4
	FULTON	FY 2023	Unsuccessful Diversion	2				
FY 2024		Unsuccessful Diversion	1		2		1	4
		CDW Ref Case for Formal Proc		1				1
FY 2025		Unsuccessful Diversion	1					1
		CDW Ref Case for Formal Proc	1	1				2
	Child FTA for Scheduled Appt.	1					1	
GALLATIN	FY 2023	Child FTA for Scheduled Appt.			1			1
	FY 2024	CDW Ref Case for Formal Proc			1			1
		Formal Court Ref - Judge Req		1				1
		Child FTA for Scheduled Appt.	1					1
	FY 2025	CDW Ref Case for Formal Proc			2			2
Formal Court Ref - Co Atty Req		1					1	
GRANT	FY 2023	Unsuccessful Diversion			1			1
		Formal Court Ref - Co Atty Req		1	1			2
		Formal Court Ref - Judge Req		1				1

Statistical Analysis Considerations

* Data provided from the Court Designated Workers Case Management System (CDWCMS).

* A count of complaints is not the same as a count of youth or charges, as a single complaint may contain one or more charges and a single youth may have more than one complaint in a given period of time.

Run Date:
07/09/2025
112 of 136



**ADMINISTRATIVE OFFICE OF THE COURTS
Research and Statistics**

25_CDW6015

**Status Complaints Closed with a Formal Court Referral Statewide FY 2022 - 2024
by County, Fiscal Year (FY), Status Offense Group, and Complaint Close Reason**

Complaint County	Year of Complaint Close Date	Complaint Close Reason	Status Offense Group					Grand Total
			Habitual Truancy	Runaway	Beyond Control	Alcohol < 18	Tobacco < 18	
GRANT	FY 2024	Unsuccessful Diversion	1		1			2
		CDW Ref Case for Formal Proc			1			1
	FY 2025	Unsuccessful Diversion		1	1			2
		Formal Court Ref - Co Atty Req	1					1
		Formal Court Ref - Judge Req		2				2
GRAVES	FY 2023	Unsuccessful Diversion	6		1			7
		CDW Ref Case for Formal Proc		1				1
		Formal Court Ref - Co Atty Req	3					3
	FY 2024	Unsuccessful Diversion	1					1
		Child Req Formal Court Hearing	1					1
		CDW Ref Case for Formal Proc	1					1
	FY 2025	Unsuccessful Diversion	1					1
		Child FTA for Scheduled Appt.	2					2
		Unsuccessful Div. 4 Unexc HT	1					1
GRAYSON	FY 2023	Unsuccessful Diversion	2					2
		Formal Court Ref - Judge Req				1		1
	FY 2024	Child Req Formal Court Hearing	1					1
	FY 2025	Child Req Formal Court Hearing		1				1
		Formal Court Ref - Co Atty Req	2					2
		Formal Court Ref - Judge Req		1				1
	Unsuccessful Div. 4 Unexc HT	5					5	
GREEN	FY 2024	Unsuccessful Diversion	1					1
		Child FTA for Scheduled Appt.	1					1
	FY 2025	Unsuccessful Diversion	1					1

Statistical Analysis Considerations

* Data provided from the Court Designated Workers Case Management System (CDWCMS).

* A count of complaints is not the same as a count of youth or charges, as a single complaint may contain one or more charges and a single youth may have more than one complaint in a given period of time.

Run Date:
07/09/2025
113 of 136



**ADMINISTRATIVE OFFICE OF THE COURTS
Research and Statistics**

25_CDW6015

**Status Complaints Closed with a Formal Court Referral Statewide FY 2022 - 2024
by County, Fiscal Year (FY), Status Offense Group, and Complaint Close Reason**

Complaint County	Year of Complaint Close Date	Complaint Close Reason	Status Offense Group					Grand Total
			Habitual Truancy	Runaway	Beyond Control	Alcohol < 18	Tobacco < 18	
GREEN	FY 2025	Formal Court Ref - Co Atty Req	3					3
		Unsuccessful Div. 4 Unexc HT	3					3
GREENUP	FY 2023	Formal Court Ref - Judge Req		2				2
	FY 2024	Formal Court Ref - Judge Req		1				1
HANCOCK	FY 2023	Unsuccessful Diversion	3					3
		CDW Ref Case for Formal Proc	1					1
	FY 2024	Unsuccessful Diversion	1					1
		Child Req Formal Court Hearing	1					1
	FY 2025	Child Req Formal Court Hearing	1					1
		Formal Court Ref - Co Atty Req	5					5
Unsuccessful Div. 4 Unexc HT		4					4	
HARDIN	FY 2023	Unsuccessful Diversion	1		2			3
		CDW Ref Case for Formal Proc	1		2			3
		Formal Court Ref - Co Atty Req		1				1
		Formal Court Ref - Judge Req	1	2				3
	FY 2024	Unsuccessful Diversion	4	2				6
		Formal Court Ref - Judge Req		3				3
		Child FTA for Scheduled Appt.			1			1
	FY 2025	Child Req Formal Court Hearing	1					1
		Formal Court Ref - Co Atty Req	20		2			22
		Formal Court Ref - Judge Req		8				8
Child FTA for Scheduled Appt.		5					5	
Unsuccessful Div. 4 Unexc HT		3					3	
HARLAN	FY 2023	Unsuccessful Diversion	5					5

Statistical Analysis Considerations

* Data provided from the Court Designated Workers Case Management System (CDWCMS).

* A count of complaints is not the same as a count of youth or charges, as a single complaint may contain one or more charges and a single youth may have more than one complaint in a given period of time.

Run Date:
07/09/2025
114 of 136



ADMINISTRATIVE OFFICE OF THE COURTS
Research and Statistics

25_CDW6015

Status Complaints Closed with a Formal Court Referral Statewide FY 2022 - 2024
by County, Fiscal Year (FY), Status Offense Group, and Complaint Close Reason

Complaint County	Year of Complaint Close Date	Complaint Close Reason	Status Offense Group					Grand Total
			Habitual Truancy	Runaway	Beyond Control	Alcohol < 18	Tobacco < 18	
HARLAN	FY 2023	CDW Ref Case for Formal Proc	1					1
		Formal Court Ref - Co Atty Req	1	1				2
		Child FTA for Scheduled Appt.	12					12
	FY 2024	Unsuccessful Diversion	1					1
		Child Req Formal Court Hearing	2	1				3
		CDW Ref Case for Formal Proc	1					1
		Formal Court Ref - Co Atty Req	3	1				4
		Formal Court Ref - Judge Req		2				2
		Child FTA for Scheduled Appt.	5					5
		FY 2025	Unsuccessful Diversion	5				
	Child Req Formal Court Hearing		1					1
	CDW Ref Case for Formal Proc		1	1				2
	Formal Court Ref - Co Atty Req		18					18
	Child FTA for Scheduled Appt.		7					7
Unsuccessful Div. 4 Unexc HT	4						4	
HARRISON	FY 2023	CDW Ref Case for Formal Proc			1			1
		Formal Court Ref - Co Atty Req	1					1
	FY 2024	CDW Ref Case for Formal Proc	1					1
	FY 2025	Unsuccessful Diversion			1			1
		CDW Ref Case for Formal Proc	2					2
		Formal Court Ref - Judge Req		1				1
HART	FY 2023	Child Req Formal Court Hearing	1					1
		Formal Court Ref - Co Atty Req	1					1

Statistical Analysis Considerations

* Data provided from the Court Designated Workers Case Management System (CDWCMS).

* A count of complaints is not the same as a count of youth or charges, as a single complaint may contain one or more charges and a single youth may have more than one complaint in a given period of time.

Run Date:
07/09/2025
115 of 136



ADMINISTRATIVE OFFICE OF THE COURTS

25_CDW6015

Research and Statistics

Status Complaints Closed with a Formal Court Referral Statewide FY 2022 - 2024
by County, Fiscal Year (FY), Status Offense Group, and Complaint Close Reason

Complaint County	Year of Complaint Close Date	Complaint Close Reason	Status Offense Group					Grand Total
			Habitual Truancy	Runaway	Beyond Control	Alcohol < 18	Tobacco < 18	
HART	FY 2023	Formal Court Ref - Judge Req		1				1
	FY 2024	Unsuccessful Diversion	3					3
		Child Req Formal Court Hearing	1					1
		CDW Ref Case for Formal Proc	2					2
		Formal Court Ref - Co Atty Req	1					1
	FY 2025	Formal Court Ref - Co Atty Req	7					7
		Child FTA for Scheduled Appt.	1					1
		Unsuccessful Div. 4 Unexc HT	2					2
	HENDERSON	FY 2023	Unsuccessful Diversion	9				
Child Req Formal Court Hearing			1					1
CDW Ref Case for Formal Proc			2					2
Formal Court Ref - Co Atty Req			1					1
Formal Court Ref - Judge Req				10				10
FY 2024		Child FTA for Scheduled Appt.	5					5
		Unsuccessful Diversion	16		1			17
		Child Req Formal Court Hearing				1		1
		CDW Ref Case for Formal Proc	3			1		4
		Formal Court Ref - Judge Req		1				1
		Child FTA for Scheduled Appt.	1					1
		FY 2025	CDW Ref Case for Formal Proc	5	3			
Formal Court Ref - Co Atty Req			3					3
Formal Court Ref - Judge Req				1				1
Child FTA for Scheduled Appt.	38						38	
Unsuccessful Div. 4 Unexc HT	25						25	

Statistical Analysis Considerations

* Data provided from the Court Designated Workers Case Management System (CDWCMS).

* A count of complaints is not the same as a count of youth or charges, as a single complaint may contain one or more charges and a single youth may have more than one complaint in a given period of time.

Run Date:
07/09/2025
116 of 136



**ADMINISTRATIVE OFFICE OF THE COURTS
Research and Statistics**

25_CDW6015

**Status Complaints Closed with a Formal Court Referral Statewide FY 2022 - 2024
by County, Fiscal Year (FY), Status Offense Group, and Complaint Close Reason**

Complaint County	Year of Complaint Close Date	Complaint Close Reason	Status Offense Group					Grand Total
			Habitual Truancy	Runaway	Beyond Control	Alcohol < 18	Tobacco < 18	
HENRY	FY 2023	Unsuccessful Diversion	3					3
		CDW Ref Case for Formal Proc	1					1
	FY 2024	Child Req Formal Court Hearing			1			1
	FY 2025	Unsuccessful Diversion			1			1
		Formal Court Ref - Co Atty Req	3					3
		Child FTA for Scheduled Appt.	2			1		3
		Unsuccessful Div. 4 Unexc HT	6					6
HICKMAN	FY 2024	Child Req Formal Court Hearing			1			1
	FY 2025	Child Req Formal Court Hearing			1			1
HOPKINS	FY 2024	CDW Ref Case for Formal Proc	1					1
		Child FTA for Scheduled Appt.	1					1
	FY 2025	Unsuccessful Diversion	1					1
		Child FTA for Scheduled Appt.	1					1
		Unsuccessful Div. 4 Unexc HT	1					1
JACKSON	FY 2023	Formal Court Ref - Co Atty Req			1			1
	FY 2025	Child FTA for Scheduled Appt.	1					1
JEFFERSON	FY 2023	Unsuccessful Diversion	8	2				10
		Child Req Formal Court Hearing	2					2
		CDW Ref Case for Formal Proc	1	1				2
		Formal Court Ref - Judge Req		4				4
		Child FTA for Scheduled Appt.	25					25
	FY 2024	Unsuccessful Diversion	54					54
		Child Req Formal Court Hearing	26					26
		CDW Ref Case for Formal Proc	6	1				7

Statistical Analysis Considerations

* Data provided from the Court Designated Workers Case Management System (CDWCMS).

* A count of complaints is not the same as a count of youth or charges, as a single complaint may contain one or more charges and a single youth may have more than one complaint in a given period of time.

Run Date:
07/09/2025
117 of 136



ADMINISTRATIVE OFFICE OF THE COURTS

25_CDW6015

Research and Statistics

Status Complaints Closed with a Formal Court Referral Statewide FY 2022 - 2024 by County, Fiscal Year (FY), Status Offense Group, and Complaint Close Reason

Complaint County	Year of Complaint Close Date	Complaint Close Reason	Status Offense Group					Grand Total
			Habitual Truancy	Runaway	Beyond Control	Alcohol < 18	Tobacco < 18	
JEFFERSON	FY 2024	Formal Court Ref - Judge Req		4				4
		Child FTA for Scheduled Appt.	74	2				76
	FY 2025	Unsuccessful Diversion	51	2	1			54
		Child Req Formal Court Hearing	19					19
		Formal Court Ref - Co Atty Req	4					4
		Formal Court Ref - Judge Req		3				3
		Child FTA for Scheduled Appt.	172	2				174
Unsuccessful Div. 4 Unexc HT	71					71		
JESSAMINE	FY 2023	Unsuccessful Diversion	10					10
		Formal Court Ref - Judge Req		9				9
	FY 2024	Child Req Formal Court Hearing		1				1
		Formal Court Ref - Judge Req		3				3
	FY 2025	Unsuccessful Diversion			1			1
Formal Court Ref - Judge Req			2				2	
JOHNSON	FY 2023	Unsuccessful Diversion	4					4
		Child Req Formal Court Hearing			1			1
		Child FTA for Scheduled Appt.	1					1
	FY 2024	Child Req Formal Court Hearing	1					1
	FY 2025	Child Req Formal Court Hearing		2				2
		Formal Court Ref - Co Atty Req	1					1
Unsuccessful Div. 4 Unexc HT		1					1	
KENTON	FY 2023	Formal Court Ref - Co Atty Req	1					1
		Formal Court Ref - Judge Req		13				13
	FY 2024	Unsuccessful Diversion	7		1			8

Statistical Analysis Considerations

* Data provided from the Court Designated Workers Case Management System (CDWCMS).

* A count of complaints is not the same as a count of youth or charges, as a single complaint may contain one or more charges and a single youth may have more than one complaint in a given period of time.

Run Date:
07/09/2025
118 of 136



**ADMINISTRATIVE OFFICE OF THE COURTS
Research and Statistics**

25_CDW6015

**Status Complaints Closed with a Formal Court Referral Statewide FY 2022 - 2024
by County, Fiscal Year (FY), Status Offense Group, and Complaint Close Reason**

Complaint County	Year of Complaint Close Date	Complaint Close Reason	Status Offense Group					Grand Total		
			Habitual Truancy	Runaway	Beyond Control	Alcohol < 18	Tobacco < 18		Multiple	
KENTON	FY 2024	Child Req Formal Court Hearing	1						1	
		CDW Ref Case for Formal Proc		1					1	
		Formal Court Ref - Judge Req		16					16	
		Child FTA for Scheduled Appt.	5	1					6	
		Lack of Parental Cooperation	2						2	
	FY 2025	Unsuccessful Diversion	5	2	4				11	
		Child Req Formal Court Hearing	4						4	
		CDW Ref Case for Formal Proc	2	1					3	
		Formal Court Ref - Co Atty Req	23						23	
		Formal Court Ref - Judge Req		11					11	
		Child FTA for Scheduled Appt.	9		1				10	
		Unsuccessful Div. 4 Unexc HT	14						14	
	KNOTT	FY 2023	Formal Court Ref - Judge Req		1					1
		FY 2024	Unsuccessful Diversion			1				1
Child FTA for Scheduled Appt.			1						1	
FY 2025		Unsuccessful Diversion	1						1	
		Formal Court Ref - Co Atty Req	19		2				21	
	Unsuccessful Div. 4 Unexc HT	5						5		
KNOX	FY 2023	Unsuccessful Diversion	9						9	
		Formal Court Ref - Judge Req		1					1	
		Child FTA for Scheduled Appt.	2						2	
	FY 2024	Unsuccessful Diversion	11						11	
		Child Req Formal Court Hearing	2						2	
		CDW Ref Case for Formal Proc	1						1	

Statistical Analysis Considerations

* Data provided from the Court Designated Workers Case Management System (CDWCMS).

* A count of complaints is not the same as a count of youth or charges, as a single complaint may contain one or more charges and a single youth may have more than one complaint in a given period of time.

Run Date:
07/09/2025
119 of 136



**ADMINISTRATIVE OFFICE OF THE COURTS
Research and Statistics**

25_CDW6015

**Status Complaints Closed with a Formal Court Referral Statewide FY 2022 - 2024
by County, Fiscal Year (FY), Status Offense Group, and Complaint Close Reason**

Complaint County	Year of Complaint Close Date	Complaint Close Reason	Status Offense Group					Grand Total
			Habitual Truancy	Runaway	Beyond Control	Alcohol < 18	Tobacco < 18	
KNOX	FY 2024	Formal Court Ref - Judge Req		1				1
		Child FTA for Scheduled Appt.	3					3
	FY 2025	Unsuccessful Diversion	1					1
		Formal Court Ref - Co Atty Req	15					15
		Child FTA for Scheduled Appt.	7					7
	Unsuccessful Div. 4 Unexc HT	4					4	
LARUE	FY 2023	Unsuccessful Diversion			1			1
		Formal Court Ref - Co Atty Req	1					1
		Formal Court Ref - Judge Req		1				1
	FY 2024	Formal Court Ref - Co Atty Req			1			1
	FY 2025	Unsuccessful Div. 4 Unexc HT	1					1
LAUREL	FY 2023	Unsuccessful Diversion	13		1			14
		Formal Court Ref - Judge Req		1				1
		Child FTA for Scheduled Appt.	1					1
	FY 2024	Unsuccessful Diversion	12					12
		CDW Ref Case for Formal Proc				1		1
		Formal Court Ref - Judge Req		1				1
	FY 2025	Unsuccessful Diversion	1					1
		Formal Court Ref - Co Atty Req	9					9
Formal Court Ref - Judge Req			2				2	
Unsuccessful Div. 4 Unexc HT		5					5	
LAWRENCE	FY 2023	Unsuccessful Diversion	1		1			2
	FY 2024	Unsuccessful Diversion	3					3
	FY 2025	Unsuccessful Diversion		1				1

Statistical Analysis Considerations

* Data provided from the Court Designated Workers Case Management System (CDWCMS).

* A count of complaints is not the same as a count of youth or charges, as a single complaint may contain one or more charges and a single youth may have more than one complaint in a given period of time.

Run Date:
07/09/2025
120 of 136



ADMINISTRATIVE OFFICE OF THE COURTS
Research and Statistics

25_CDW6015

Status Complaints Closed with a Formal Court Referral Statewide FY 2022 - 2024
by County, Fiscal Year (FY), Status Offense Group, and Complaint Close Reason

Complaint County	Year of Complaint Close Date	Complaint Close Reason	Status Offense Group					Grand Total
			Habitual Truancy	Runaway	Beyond Control	Alcohol < 18	Tobacco < 18	
LAWRENCE	FY 2025	CDW Ref Case for Formal Proc	1					1
		Unsuccessful Div. 4 Unexc HT	6					6
LEE	FY 2024	CDW Ref Case for Formal Proc			1			1
		Formal Court Ref - Co Atty Req			1			1
	FY 2025	Unsuccessful Diversion			1			1
		Lack of Parental Cooperation	1					1
LESLIE	FY 2025	Child FTA for Scheduled Appt.	1	1				2
LETCHER	FY 2024	Child Req Formal Court Hearing		1				1
	FY 2025	Unsuccessful Diversion	5					5
		Child Req Formal Court Hearing	10		1			11
		Formal Court Ref - Co Atty Req	6					6
		Child FTA for Scheduled Appt.	14					14
		Unsuccessful Div. 4 Unexc HT	4					4
LEWIS	FY 2023	Formal Court Ref - Co Atty Req				1		1
	FY 2025	Formal Court Ref - Co Atty Req	1					1
LINCOLN	FY 2023	Unsuccessful Diversion	1	1				2
		CDW Ref Case for Formal Proc		1				1
	FY 2024	Unsuccessful Diversion	3					3
		Formal Court Ref - Judge Req		2				2
	FY 2025	Unsuccessful Diversion	3					3
		Unsuccessful Div. 4 Unexc HT	2					2
LIVINGSTON	FY 2023	Unsuccessful Diversion	2		1			3
	FY 2024	Unsuccessful Diversion	2					2
		Child Req Formal Court Hearing	1					1

Statistical Analysis Considerations

* Data provided from the Court Designated Workers Case Management System (CDWCMS).

* A count of complaints is not the same as a count of youth or charges, as a single complaint may contain one or more charges and a single youth may have more than one complaint in a given period of time.

Run Date:
07/09/2025
121 of 136



**ADMINISTRATIVE OFFICE OF THE COURTS
Research and Statistics**

25_CDW6015

**Status Complaints Closed with a Formal Court Referral Statewide FY 2022 - 2024
by County, Fiscal Year (FY), Status Offense Group, and Complaint Close Reason**

Complaint County	Year of Complaint Close Date	Complaint Close Reason	Status Offense Group					Grand Total
			Habitual Truancy	Runaway	Beyond Control	Alcohol < 18	Tobacco < 18	
LIVINGSTON	FY 2024	CDW Ref Case for Formal Proc	1					1
	FY 2025	Child FTA for Scheduled Appt.	1					1
LOGAN	FY 2023	Unsuccessful Diversion	3					3
		Formal Court Ref - Judge Req	1					1
	FY 2024	Unsuccessful Diversion	5		1			6
		Formal Court Ref - Co Atty Req	1					1
		Formal Court Ref - Judge Req	2	3				5
	FY 2025	Child FTA for Scheduled Appt.	3					3
		Child Req Formal Court Hearing	1					1
		Formal Court Ref - Co Atty Req	3					3
Child FTA for Scheduled Appt.		1					1	
LYON	FY 2024	Unsuccessful Diversion	1					1
		Child Req Formal Court Hearing	1					1
	FY 2025	Formal Court Ref - Co Atty Req	1					1
		Unsuccessful Div. 4 Unexc HT	1					1
MADISON	FY 2023	Unsuccessful Diversion		1				1
		Child Req Formal Court Hearing	1					1
		CDW Ref Case for Formal Proc	1					1
		Formal Court Ref - Co Atty Req	3	1	1			5
		Formal Court Ref - Judge Req		3				3
	FY 2024	Unsuccessful Diversion	4		1			5
		Formal Court Ref - Co Atty Req	2		1			3
		Formal Court Ref - Judge Req		3				3

Statistical Analysis Considerations

* Data provided from the Court Designated Workers Case Management System (CDWCMS).

* A count of complaints is not the same as a count of youth or charges, as a single complaint may contain one or more charges and a single youth may have more than one complaint in a given period of time.

Run Date:
07/09/2025
122 of 136



**ADMINISTRATIVE OFFICE OF THE COURTS
Research and Statistics**

25_CDW6015

**Status Complaints Closed with a Formal Court Referral Statewide FY 2022 - 2024
by County, Fiscal Year (FY), Status Offense Group, and Complaint Close Reason**

Complaint County	Year of Complaint Close Date	Complaint Close Reason	Status Offense Group					Grand Total
			Habitual Truancy	Runaway	Beyond Control	Alcohol < 18	Tobacco < 18	
MADISON	FY 2025	Unsuccessful Diversion			3			3
		Child Req Formal Court Hearing			1			1
		Formal Court Ref - Co Atty Req	8					8
		Formal Court Ref - Judge Req		3				3
		Child FTA for Scheduled Appt.	1					1
		Unsuccessful Div. 4 Unexc HT	5					5
MAGOFFIN	FY 2023	Unsuccessful Diversion	3					3
		Child Req Formal Court Hearing	1					1
	FY 2024	Unsuccessful Diversion			1			1
		Formal Court Ref - Judge Req		1				1
		Child FTA for Scheduled Appt.	1					1
	FY 2025	Formal Court Ref - Co Atty Req	2	1	3			6
Unsuccessful Div. 4 Unexc HT		3					3	
MARION	FY 2023	Unsuccessful Diversion	3		1			4
		Formal Court Ref - Co Atty Req		1	1			2
		Child FTA for Scheduled Appt.	4					4
	FY 2024	CDW Ref Case for Formal Proc	2					2
		Formal Court Ref - Co Atty Req		1				1
	FY 2025	Child Req Formal Court Hearing			1			1
		CDW Ref Case for Formal Proc	1					1
		Formal Court Ref - Co Atty Req			1			1
Formal Court Ref - Judge Req			1				1	
	Unsuccessful Div. 4 Unexc HT	6					6	
MARSHALL	FY 2024	Unsuccessful Diversion	1					1

Statistical Analysis Considerations

* Data provided from the Court Designated Workers Case Management System (CDWCMS).

* A count of complaints is not the same as a count of youth or charges, as a single complaint may contain one or more charges and a single youth may have more than one complaint in a given period of time.

Run Date:
07/09/2025
123 of 136



**ADMINISTRATIVE OFFICE OF THE COURTS
Research and Statistics**

25_CDW6015

**Status Complaints Closed with a Formal Court Referral Statewide FY 2022 - 2024
by County, Fiscal Year (FY), Status Offense Group, and Complaint Close Reason**

Complaint County	Year of Complaint Close Date	Complaint Close Reason	Status Offense Group					Grand Total	
			Habitual Truancy	Runaway	Beyond Control	Alcohol < 18	Tobacco < 18		Multiple
MARSHALL	FY 2025	Unsuccessful Div. 4 Unexc HT	2					2	
MARTIN	FY 2023	Unsuccessful Diversion	1					1	
		CDW Ref Case for Formal Proc	1					1	
		Formal Court Ref - Co Atty Req	1					1	
	FY 2024	CDW Ref Case for Formal Proc	1					1	
	FY 2025	Child Req Formal Court Hearing			1				1
		CDW Ref Case for Formal Proc				1			1
		Formal Court Ref - Co Atty Req	4			1			5
		Child FTA for Scheduled Appt.	1						1
	Unsuccessful Div. 4 Unexc HT	2						2	
MASON	FY 2023	Unsuccessful Diversion			1				1
	FY 2024	Unsuccessful Diversion	1		1				2
		CDW Ref Case for Formal Proc		1					1
		Formal Court Ref - Co Atty Req	2						2
	FY 2025	Unsuccessful Diversion	3						3
		Child Req Formal Court Hearing	1						1
		Formal Court Ref - Co Atty Req	3						3
		Formal Court Ref - Judge Req		1					1
	Unsuccessful Div. 4 Unexc HT	9						9	
MCCRACKEN	FY 2023	Unsuccessful Diversion	9	1					10
		Child Req Formal Court Hearing	1	1					2
		CDW Ref Case for Formal Proc	1						1
		Formal Court Ref - Judge Req		1					1
		Child FTA for Scheduled Appt.	1	1					2

Statistical Analysis Considerations

* Data provided from the Court Designated Workers Case Management System (CDWCMS).

* A count of complaints is not the same as a count of youth or charges, as a single complaint may contain one or more charges and a single youth may have more than one complaint in a given period of time.

Run Date:
07/09/2025
124 of 136



**ADMINISTRATIVE OFFICE OF THE COURTS
Research and Statistics**

25_CDW6015

**Status Complaints Closed with a Formal Court Referral Statewide FY 2022 - 2024
by County, Fiscal Year (FY), Status Offense Group, and Complaint Close Reason**

Complaint County	Year of Complaint Close Date	Complaint Close Reason	Status Offense Group					Grand Total
			Habitual Truancy	Runaway	Beyond Control	Alcohol < 18	Tobacco < 18	
MCCRACKEN	FY 2024	Unsuccessful Diversion	14					14
		Child Req Formal Court Hearing	1					1
		Formal Court Ref - Judge Req		1				1
		Child FTA for Scheduled Appt.	3					3
	FY 2025	Unsuccessful Diversion	3	1				4
		Child Req Formal Court Hearing	1					1
		Formal Court Ref - Co Atty Req	1					1
		Formal Court Ref - Judge Req		1				1
		Child FTA for Scheduled Appt.	1					1
		Unsuccessful Div. 4 Unexc HT	10					10
MCCREARY	FY 2023	Unsuccessful Diversion	2					2
		Child Req Formal Court Hearing		1				1
		Formal Court Ref - Co Atty Req	1					1
		Child FTA for Scheduled Appt.	1					1
	FY 2024	Child Req Formal Court Hearing	3					3
		CDW Ref Case for Formal Proc	1			1		2
		Child FTA for Scheduled Appt.	1					1
	FY 2025	CDW Ref Case for Formal Proc	1					1
		Formal Court Ref - Co Atty Req	9					9
		Child FTA for Scheduled Appt.	2					2
Unsuccessful Div. 4 Unexc HT		3					3	
MCLEAN	FY 2023	Unsuccessful Diversion	2					2
	FY 2025	Formal Court Ref - Co Atty Req	1					1
		Child FTA for Scheduled Appt.	1					1

Statistical Analysis Considerations

* Data provided from the Court Designated Workers Case Management System (CDWCMS).

* A count of complaints is not the same as a count of youth or charges, as a single complaint may contain one or more charges and a single youth may have more than one complaint in a given period of time.

Run Date:
07/09/2025
125 of 136



**ADMINISTRATIVE OFFICE OF THE COURTS
Research and Statistics**

25_CDW6015

**Status Complaints Closed with a Formal Court Referral Statewide FY 2022 - 2024
by County, Fiscal Year (FY), Status Offense Group, and Complaint Close Reason**

Complaint County	Year of Complaint Close Date	Complaint Close Reason	Status Offense Group					Grand Total
			Habitual Truancy	Runaway	Beyond Control	Alcohol < 18	Tobacco < 18	
MCLEAN	FY 2025	Unsuccessful Div. 4 Unexc HT	1					1
MEADE	FY 2023	Unsuccessful Diversion	2					2
		Formal Court Ref - Co Atty Req		1				1
	FY 2024	Unsuccessful Diversion	2					2
		Child Req Formal Court Hearing	1					1
	FY 2025	Formal Court Ref - Co Atty Req	7					7
		Unsuccessful Div. 4 Unexc HT	6					6
MERCER	FY 2023	CDW Ref Case for Formal Proc	1					1
		Formal Court Ref - Co Atty Req	2					2
	FY 2024	Formal Court Ref - Judge Req		1				1
	FY 2025	CDW Ref Case for Formal Proc	1					1
		Formal Court Ref - Co Atty Req	2					2
		Unsuccessful Div. 4 Unexc HT	1					1
METCALFE	FY 2023	Unsuccessful Diversion	3					3
	FY 2024	CDW Ref Case for Formal Proc		1				1
		Child FTA for Scheduled Appt.		1				1
	FY 2025	Formal Court Ref - Judge Req		1				1
MONROE	FY 2023	Unsuccessful Diversion	1					1
	FY 2024	Unsuccessful Diversion	1					1
		CDW Ref Case for Formal Proc	1	1				2
	FY 2025	Unsuccessful Div. 4 Unexc HT	2					2
MONTGOMERY	FY 2023	Unsuccessful Diversion	1					1
		Child Req Formal Court Hearing	3					3
		CDW Ref Case for Formal Proc	2	1				3

Statistical Analysis Considerations

* Data provided from the Court Designated Workers Case Management System (CDWCMS).

* A count of complaints is not the same as a count of youth or charges, as a single complaint may contain one or more charges and a single youth may have more than one complaint in a given period of time.

Run Date:
07/09/2025
126 of 136



**ADMINISTRATIVE OFFICE OF THE COURTS
Research and Statistics**

25_CDW6015

**Status Complaints Closed with a Formal Court Referral Statewide FY 2022 - 2024
by County, Fiscal Year (FY), Status Offense Group, and Complaint Close Reason**

Complaint County	Year of Complaint Close Date	Complaint Close Reason	Status Offense Group					Grand Total
			Habitual Truancy	Runaway	Beyond Control	Alcohol < 18	Tobacco < 18	
MONTGOMERY	FY 2023	Formal Court Ref - Co Atty Req	1					1
		Formal Court Ref - Judge Req		2				2
	FY 2024	Child Req Formal Court Hearing			1			1
		Formal Court Ref - Co Atty Req	1					1
		Formal Court Ref - Judge Req		2				2
	FY 2025	Formal Court Ref - Judge Req		2				2
MORGAN	FY 2023	Unsuccessful Diversion	2		3			5
		Formal Court Ref - Co Atty Req	1		2			3
	FY 2024	Unsuccessful Diversion	6					6
		CDW Ref Case for Formal Proc	1					1
		Formal Court Ref - Co Atty Req			1			1
		Formal Court Ref - Judge Req		1				1
		Lack of Parental Cooperation Co..	1					1
	FY 2025	Unsuccessful Diversion	1		1			2
		CDW Ref Case for Formal Proc	1					1
		Formal Court Ref - Co Atty Req	1					1
Child FTA for Scheduled Appt.		2					2	
Unsuccessful Div. 4 Unexc HT		7					7	
MUHLENBERG	FY 2023	Unsuccessful Diversion	10					10
		Child Req Formal Court Hearing				1		1
		Child FTA for Scheduled Appt.	2					2
	FY 2024	Unsuccessful Diversion	7					7
		CDW Ref Case for Formal Proc	1					1
		Formal Court Ref - Co Atty Req	1					1

Statistical Analysis Considerations

* Data provided from the Court Designated Workers Case Management System (CDWCMS).

* A count of complaints is not the same as a count of youth or charges, as a single complaint may contain one or more charges and a single youth may have more than one complaint in a given period of time.

Run Date:
07/09/2025
127 of 136



**ADMINISTRATIVE OFFICE OF THE COURTS
Research and Statistics**

25_CDW6015

**Status Complaints Closed with a Formal Court Referral Statewide FY 2022 - 2024
by County, Fiscal Year (FY), Status Offense Group, and Complaint Close Reason**

Complaint County	Year of Complaint Close Date	Complaint Close Reason	Status Offense Group					Grand Total
			Habitual Truancy	Runaway	Beyond Control	Alcohol < 18	Tobacco < 18	
MUHLENBERG	FY 2024	Formal Court Ref - Judge Req		2				2
		Child FTA for Scheduled Appt.	1					1
	FY 2025	Unsuccessful Diversion	4					4
		CDW Ref Case for Formal Proc	2					2
		Formal Court Ref - Co Atty Req	1					1
		Formal Court Ref - Judge Req		2				2
		Child FTA for Scheduled Appt.	7		1			8
		Unsuccessful Div. 4 Unexc HT	3					3
NELSON	FY 2023	Unsuccessful Diversion	2					2
		Formal Court Ref - Co Atty Req	1					1
		Formal Court Ref - Judge Req		3				3
		Child FTA for Scheduled Appt.	1					1
	FY 2024	Unsuccessful Diversion	3					3
		CDW Ref Case for Formal Proc	1			1		2
	FY 2025	Unsuccessful Diversion	1					1
		Child Req Formal Court Hearing	2					2
		CDW Ref Case for Formal Proc	2					2
		Formal Court Ref - Co Atty Req	1					1
		Formal Court Ref - Judge Req		1	1			2
		Child FTA for Scheduled Appt.	2					2
		Unsuccessful Div. 4 Unexc HT	9					9
NICHOLAS	FY 2025	Unsuccessful Div. 4 Unexc HT	1					1
OHIO	FY 2023	Unsuccessful Diversion	6					6
		Informal Adjustment Unsuccessf	1		1			2

Statistical Analysis Considerations

* Data provided from the Court Designated Workers Case Management System (CDWCMS).

* A count of complaints is not the same as a count of youth or charges, as a single complaint may contain one or more charges and a single youth may have more than one complaint in a given period of time.

Run Date:
07/09/2025
128 of 136



**ADMINISTRATIVE OFFICE OF THE COURTS
Research and Statistics**

25_CDW6015

**Status Complaints Closed with a Formal Court Referral Statewide FY 2022 - 2024
by County, Fiscal Year (FY), Status Offense Group, and Complaint Close Reason**

Complaint County	Year of Complaint Close Date	Complaint Close Reason	Status Offense Group					Grand Total
			Habitual Truancy	Runaway	Beyond Control	Alcohol < 18	Tobacco < 18	
OHIO	FY 2023	CDW Ref Case for Formal Proc	1					1
		Formal Court Ref - Judge Req		1				1
		Child FTA for Scheduled Appt.	1					1
	FY 2024	Unsuccessful Diversion	2					2
		CDW Ref Case for Formal Proc	1					1
		Formal Court Ref - Judge Req		1				1
		Child FTA for Scheduled Appt.	1					1
	FY 2025	Formal Court Ref - Co Atty Req	4					4
		Child FTA for Scheduled Appt.	2					2
OLDHAM	FY 2023	Child FTA for Scheduled Appt.		1				1
	FY 2024	Child Req Formal Court Hearing		1	1			2
	FY 2025	Unsuccessful Diversion	1					1
OWEN	FY 2024	Formal Court Ref - Judge Req		1				1
	FY 2025	Child Req Formal Court Hearing		1				1
OWSLEY	FY 2023	Unsuccessful Diversion	2					2
		CDW Ref Case for Formal Proc		1				1
	FY 2024	Unsuccessful Diversion	1					1
		Child FTA for Scheduled Appt.	1					1
	FY 2025	Unsuccessful Diversion	1					1
PENDLETON	FY 2023	CDW Ref Case for Formal Proc			1			1
		Formal Court Ref - Co Atty Req	1					1
	FY 2024	Unsuccessful Diversion	2					2
		Informal Adjustment Unsuccessf	1					1
	Formal Court Ref - Co Atty Req	1					1	

Statistical Analysis Considerations

* Data provided from the Court Designated Workers Case Management System (CDWCMS).

* A count of complaints is not the same as a count of youth or charges, as a single complaint may contain one or more charges and a single youth may have more than one complaint in a given period of time.

Run Date:
07/09/2025
129 of 136



ADMINISTRATIVE OFFICE OF THE COURTS
Research and Statistics

25_CDW6015

Status Complaints Closed with a Formal Court Referral Statewide FY 2022 - 2024
by County, Fiscal Year (FY), Status Offense Group, and Complaint Close Reason

Complaint County	Year of Complaint Close Date	Complaint Close Reason	Status Offense Group					Grand Total
			Habitual Truancy	Runaway	Beyond Control	Alcohol < 18	Tobacco < 18	
PENDLETON	FY 2025	Unsuccessful Diversion			1			1
		CDW Ref Case for Formal Proc	1					1
		Formal Court Ref - Co Atty Req	3					3
		Unsuccessful Div. 4 Unexc HT	1					1
PERRY	FY 2024	Unsuccessful Diversion	3					3
		Child Req Formal Court Hearing	1					1
		CDW Ref Case for Formal Proc	1					1
		Child FTA for Scheduled Appt.	1					1
	FY 2025	Child FTA for Scheduled Appt.	1					1
PIKE	FY 2023	CDW Ref Case for Formal Proc			1			1
		Formal Court Ref - Judge Req		1				1
	FY 2024	Formal Court Ref - Judge Req					1	1
	FY 2025	Unsuccessful Diversion	1					1
		Child Req Formal Court Hearing	1					1
		CDW Ref Case for Formal Proc	1		1			2
		Formal Court Ref - Judge Req		1				1
		Child FTA for Scheduled Appt.	4					4
Unsuccessful Div. 4 Unexc HT	6					6		
POWELL	FY 2023	Unsuccessful Diversion	1					1
		Child Req Formal Court Hearing	1					1
		Child FTA for Scheduled Appt.	3					3
	FY 2024	Unsuccessful Diversion	2					2
		Child Req Formal Court Hearing	1					1
		Formal Court Ref - Judge Req		1				1

Statistical Analysis Considerations

* Data provided from the Court Designated Workers Case Management System (CDWCMS).

* A count of complaints is not the same as a count of youth or charges, as a single complaint may contain one or more charges and a single youth may have more than one complaint in a given period of time.

Run Date:
07/09/2025
130 of 136



**ADMINISTRATIVE OFFICE OF THE COURTS
Research and Statistics**

25_CDW6015

**Status Complaints Closed with a Formal Court Referral Statewide FY 2022 - 2024
by County, Fiscal Year (FY), Status Offense Group, and Complaint Close Reason**

Complaint County	Year of Complaint Close Date	Complaint Close Reason	Status Offense Group					Grand Total
			Habitual Truancy	Runaway	Beyond Control	Alcohol < 18	Tobacco < 18	
POWELL	FY 2025	Child Req Formal Court Hearing	1					1
		Formal Court Ref - Co Atty Req	1					1
		Formal Court Ref - Judge Req		3				3
		Child FTA for Scheduled Appt.	3					3
		Unsuccessful Div. 4 Unexc HT	7					7
PULASKI	FY 2023	Unsuccessful Diversion	4		1			5
		Child Req Formal Court Hearing	1					1
	FY 2024	Unsuccessful Diversion	4	1	1			6
		Formal Court Ref - Judge Req		4				4
	FY 2025	Unsuccessful Diversion	4					4
		Child Req Formal Court Hearing		1				1
		Formal Court Ref - Co Atty Req	7					7
		Formal Court Ref - Judge Req		1				1
Unsuccessful Div. 4 Unexc HT	9					9		
ROCKCASTLE	FY 2023	Unsuccessful Diversion	3					3
	FY 2024	Unsuccessful Diversion	2					2
	FY 2025	Formal Court Ref - Co Atty Req	1					1
		Unsuccessful Div. 4 Unexc HT	1					1
ROWAN	FY 2023	Unsuccessful Diversion	3					3
		Child Req Formal Court Hearing	1					1
		CDW Ref Case for Formal Proc	3		3			6
	FY 2024	CDW Ref Case for Formal Proc			3			3
		Formal Court Ref - Co Atty Req	1					1
		Formal Court Ref - Judge Req		1				1

Statistical Analysis Considerations

* Data provided from the Court Designated Workers Case Management System (CDWCMS).

* A count of complaints is not the same as a count of youth or charges, as a single complaint may contain one or more charges and a single youth may have more than one complaint in a given period of time.

Run Date:
07/09/2025
131 of 136



**ADMINISTRATIVE OFFICE OF THE COURTS
Research and Statistics**

25_CDW6015

**Status Complaints Closed with a Formal Court Referral Statewide FY 2022 - 2024
by County, Fiscal Year (FY), Status Offense Group, and Complaint Close Reason**

Complaint County	Year of Complaint Close Date	Complaint Close Reason	Status Offense Group					Grand Total
			Habitual Truancy	Runaway	Beyond Control	Alcohol < 18	Tobacco < 18	
ROWAN	FY 2025	Unsuccessful Diversion	1					1
		CDW Ref Case for Formal Proc	2					2
		Formal Court Ref - Co Atty Req	9					9
		Formal Court Ref - Judge Req		1				1
		Child FTA for Scheduled Appt.	1					1
RUSSELL	FY 2024	Unsuccessful Diversion	1					1
	FY 2025	Formal Court Ref - Co Atty Req	2					2
		Child FTA for Scheduled Appt.	1					1
		Unsuccessful Div. 4 Unexc HT	1					1
SCOTT	FY 2023	Unsuccessful Diversion	11					11
		Child FTA for Scheduled Appt.	2					2
	FY 2024	Unsuccessful Diversion	2					2
		CDW Ref Case for Formal Proc	1					1
		Formal Court Ref - Judge Req		1				1
	FY 2025	Child FTA for Scheduled Appt.	3					3
		Unsuccessful Div. 4 Unexc HT	1					1
SHELBY	FY 2025	CDW Ref Case for Formal Proc				1		1
SIMPSON	FY 2023	Unsuccessful Diversion	3					3
		Child Req Formal Court Hearing		1				1
		Formal Court Ref - Co Atty Req		1				1
	FY 2024	Unsuccessful Diversion	1	1				2
		Child Req Formal Court Hearing			1			1
		Formal Court Ref - Judge Req		1				1
	FY 2025	Unsuccessful Diversion	1					1

Statistical Analysis Considerations

* Data provided from the Court Designated Workers Case Management System (CDWCMS).

* A count of complaints is not the same as a count of youth or charges, as a single complaint may contain one or more charges and a single youth may have more than one complaint in a given period of time.

Run Date:
07/09/2025
132 of 136



**ADMINISTRATIVE OFFICE OF THE COURTS
Research and Statistics**

25_CDW6015

**Status Complaints Closed with a Formal Court Referral Statewide FY 2022 - 2024
by County, Fiscal Year (FY), Status Offense Group, and Complaint Close Reason**

Complaint County	Year of Complaint Close Date	Complaint Close Reason	Status Offense Group					Grand Total
			Habitual Truancy	Runaway	Beyond Control	Alcohol < 18	Tobacco < 18	
SIMPSON	FY 2025	Formal Court Ref - Co Atty Req	1					1
		Child FTA for Scheduled Appt.	2					2
		Unsuccessful Div. 4 Unexc HT	3					3
SPENCER	FY 2024	Formal Court Ref - Co Atty Req				1		1
	FY 2025	Formal Court Ref - Co Atty Req		1				1
TAYLOR	FY 2023	Unsuccessful Diversion	1					1
		Unsuccessful Diversion	1					1
	FY 2024	Child Req Formal Court Hearing			1			1
		Formal Court Ref - Judge Req		1				1
		Child FTA for Scheduled Appt.	1					1
	FY 2025	Unsuccessful Diversion		1	1			2
		Child Req Formal Court Hearing	1		1			2
		Formal Court Ref - Co Atty Req	2					2
Unsuccessful Div. 4 Unexc HT		1					1	
TODD	FY 2023	Unsuccessful Diversion	2					2
		Formal Court Ref - Judge Req		1				1
	FY 2024	Unsuccessful Diversion	2					2
		Child FTA for Scheduled Appt.	1					1
	FY 2025	Unsuccessful Diversion	1					1
		Formal Court Ref - Co Atty Req	3					3
Unsuccessful Div. 4 Unexc HT		1					1	
TRIGG	FY 2023	Child Req Formal Court Hearing	1					1
		CDW Ref Case for Formal Proc	3					3
		Child FTA for Scheduled Appt.	1					1

Statistical Analysis Considerations

* Data provided from the Court Designated Workers Case Management System (CDWCMS).

* A count of complaints is not the same as a count of youth or charges, as a single complaint may contain one or more charges and a single youth may have more than one complaint in a given period of time.

Run Date:
07/09/2025
133 of 136



**ADMINISTRATIVE OFFICE OF THE COURTS
Research and Statistics**

25_CDW6015

**Status Complaints Closed with a Formal Court Referral Statewide FY 2022 - 2024
by County, Fiscal Year (FY), Status Offense Group, and Complaint Close Reason**

Complaint County	Year of Complaint Close Date	Complaint Close Reason	Status Offense Group					Grand Total
			Habitual Truancy	Runaway	Beyond Control	Alcohol < 18	Tobacco < 18	
TRIGG	FY 2024	Unsuccessful Diversion	2					2
		Child Req Formal Court Hearing	1					1
		Child FTA for Scheduled Appt.	1					1
	FY 2025	Formal Court Ref - Co Atty Req	1					1
		Unsuccessful Div. 4 Unexc HT	1					1
TRIMBLE	FY 2025	Child FTA for Scheduled Appt.	1					1
		Unsuccessful Div. 4 Unexc HT	5					5
UNION	FY 2024	Child FTA for Scheduled Appt.	1					1
	FY 2025	Unsuccessful Diversion			1			1
		Child FTA for Scheduled Appt.	3					3
		Unsuccessful Div. 4 Unexc HT	2					2
WARREN	FY 2023	Unsuccessful Diversion	2					2
		Formal Court Ref - Judge Req		6				6
	FY 2024	Unsuccessful Diversion	8					8
		Child Req Formal Court Hearing		1				1
		Formal Court Ref - Judge Req		2				2
		Child FTA for Scheduled Appt.	1					1
	FY 2025	Unsuccessful Diversion	3					3
		Child Req Formal Court Hearing	3	1				4
		Formal Court Ref - Co Atty Req	78					78
		Formal Court Ref - Judge Req		6				6
Child FTA for Scheduled Appt.		8	1				9	
		Unsuccessful Div. 4 Unexc HT	37				37	
WASHINGTON	FY 2025	Formal Court Ref - Judge Req		1				1

Statistical Analysis Considerations

* Data provided from the Court Designated Workers Case Management System (CDWCMS).

* A count of complaints is not the same as a count of youth or charges, as a single complaint may contain one or more charges and a single youth may have more than one complaint in a given period of time.

Run Date:
07/09/2025
134 of 136



**ADMINISTRATIVE OFFICE OF THE COURTS
Research and Statistics**

25_CDW6015

**Status Complaints Closed with a Formal Court Referral Statewide FY 2022 - 2024
by County, Fiscal Year (FY), Status Offense Group, and Complaint Close Reason**

Complaint County	Year of Complaint Close Date	Complaint Close Reason	Status Offense Group					Grand Total
			Habitual Truancy	Runaway	Beyond Control	Alcohol < 18	Tobacco < 18	
WASHINGTON	FY 2025	Unsuccessful Div. 4 Unexc HT	1					1
WAYNE	FY 2023	CDW Ref Case for Formal Proc	1					1
	FY 2024	Child FTA for Scheduled Appt.	1					1
	FY 2025	Formal Court Ref - Co Atty Req	4					4
		Unsuccessful Div. 4 Unexc HT	3					3
WEBSTER	FY 2023	Child FTA for Scheduled Appt.	1		1			2
	FY 2025	CDW Ref Case for Formal Proc				1		1
		Formal Court Ref - Co Atty Req	1					1
		Child FTA for Scheduled Appt.	3					3
		Unsuccessful Div. 4 Unexc HT	2					2
WHITLEY	FY 2023	Unsuccessful Diversion	1					1
		Child Req Formal Court Hearing	1	1				2
		CDW Ref Case for Formal Proc	1					1
		Child FTA for Scheduled Appt.	1					1
	FY 2024	Unsuccessful Diversion	8					8
		CDW Ref Case for Formal Proc	1					1
		Child FTA for Scheduled Appt.	3					3
	FY 2025	Child Req Formal Court Hearing	2					2
		Formal Court Ref - Co Atty Req	19					19
Child FTA for Scheduled Appt.		5	1				6	
Unsuccessful Div. 4 Unexc HT		5					5	
WOLFE	FY 2023	Child Req Formal Court Hearing	1					1
	FY 2024	CDW Ref Case for Formal Proc	1					1
WOODFORD	FY 2023	Unsuccessful Diversion	3		2			5

Statistical Analysis Considerations

* Data provided from the Court Designated Workers Case Management System (CDWCMS).

* A count of complaints is not the same as a count of youth or charges, as a single complaint may contain one or more charges and a single youth may have more than one complaint in a given period of time.

Run Date:
07/09/2025
135 of 136



**ADMINISTRATIVE OFFICE OF THE COURTS
Research and Statistics**

25_CDW6015

**Status Complaints Closed with a Formal Court Referral Statewide FY 2022 - 2024
by County, Fiscal Year (FY), Status Offense Group, and Complaint Close Reason**

Complaint County	Year of Complaint Close Date	Complaint Close Reason	Status Offense Group					Grand Total	
			Habitual Truancy	Runaway	Beyond Control	Alcohol < 18	Tobacco < 18		Multiple
WOODFORD	FY 2023	Child Req Formal Court Hearing	1						1
		CDW Ref Case for Formal Proc	1						1
		Formal Court Ref - Co Atty Req			1				1
		Formal Court Ref - Judge Req		2					2
	FY 2024	Unsuccessful Diversion	2						2
		Child FTA for Scheduled Appt.	1						1
	FY 2025	Unsuccessful Diversion	1						1
		Formal Court Ref - Co Atty Req	2						2
		Formal Court Ref - Judge Req		1					1
		Child FTA for Scheduled Appt.	2						2
	Unsuccessful Div. 4 Unexc HT	2						2	
Grand Total			3,214	464	280	18	1	2	3,979

Statistical Analysis Considerations

* Data provided from the Court Designated Workers Case Management System (CDWCMS).

* A count of complaints is not the same as a count of youth or charges, as a single complaint may contain one or more charges and a single youth may have more than one complaint in a given period of time.