



The Department of Information & Technology Services
Research and Statistics
1001 Vandalay Drive
Frankfort, KY 40601
(502) 573-2350

FAYETTE COUNTY CIVIL DOMESTIC VIOLENCE AND INTERPERSONAL PROTECTION CASES FILED CY 2017-2024

January 28, 2026

By

Daniel Sturtevant (*Data Officer*)

Lance Butler (*Data Analyst*)

Samuel Christopher (*Data Analyst*)

Statistics Description

On January 7, 2026, Research & Statistics received a request for a report of the number of civil Domestic Violence and Interpersonal Protection cases filed in Fayette County for a period including years before and after the COVID-19 pandemic, the race and gender of the respondent party in these cases, and the petition and case outcomes of these cases.

CourtNet, which provides a summary of court cases statewide, was queried for Domestic Violence / Interpersonal Protection cases (Case Number Type *D*) filed in Fayette County from 1/1/2017 through 12/31/2024. The query included party information for the Respondent party in each case (Party Type *D – Defendant/Respondent*) if present. The query also looked for the presence of the following document types:

Document Code	Description
OEP	Order for Emergency Protection
TIPO	Temporary Interpersonal Protective Order
ODV	Order of Domestic Violence
IPO	Interpersonal Protective Order
ODVD	Order – Domestic Violence – Dismissed
ODIS	Order Dismissing

Statistical Report 26_RS5001

The statistical report consists of 21 pages, regarding Domestic Violence / Interpersonal Protection cases (Case Number Type *D*) filed in Fayette County from 1/1/2017 through 12/31/2024, organized as follows:

Pages 1-2: Respondent Gender

These pages summarize the gender distribution of cases filed during the requested period. Page 1 presents a bar chart showing the number and percentage of cases filed by year and case category. The case category *Unknown* is not displayed in the chart but is included in the category totals and the grand total. Page 2 presents the same counts in a cross-tabulation format, with the *Unknown* case category included.

FAYETTE COUNTY CIVIL DOMESTIC VIOLENCE AND INTERPERSONAL PROTECTION CASES FILED CY 2017-2024

Statistical Report 26_RS5001

Pages 3-4: Respondent Race

Pages 3 and 4 summarize the respondent race using the same bar chart and cross-tabulation structure as Pages 1 and 2. Reported statistics do not include respondent ethnicity, as this information is not captured on the petition form or in the electronic application used to initiate most of these cases. Although Hispanic ethnicity is typically reported alongside race in AOC reports, it is not included in this report.

Page 5: Respondent Gender and Race

Page 5 presents the intersection of respondent gender and race. The bar chart at the top of the page displays, for each respondent gender, the number and percentage of cases by respondent race. This visualization includes all years of case filings and all case categories. A cross-tabulation at the bottom of the page presents the same counts, additionally grouped by Case Category.

Pages 6-7: Petition Outcome General Statistics

These pages focus on the distribution of Petition Outcomes for cases filed during the requested period. Petition Outcome reflects the judge's initial review of the petition: acceptance of the petition and issue an emergency order, acceptance of the petition without an emergency order (summons only) or denial of the petition. Page 6 presents a bar chart showing the proportion of Petition Outcomes by the year of case filing. Page 7 presents the same statistics as case counts in a cross-tabulation grouped by Case Category.

Page 8: Petition Outcome and Respondent Gender

This page compares Petition Outcome and respondent gender. The bar chart displays, for each Case Category and respondent Gender the number and percentage of cases by Petition Outcome. Case Category *Unknown* and Gender *Unknown* are not shown in the chart, however, they are included in the totals. The cross-tabulation presents the same case counts including the counts for Case Category *Unknown* and Respondent Gender *Unknown*.

Pages 9-10: Petition Outcome and Respondent Race

These pages present Petition Outcome by respondent race. The bar chart on page 9 mirrors the chart on page 8, substituting race for gender. Race *Unknown* is displayed in this chart, but Case Category *Unknown* is not. The cross-tabulation on Page 10 presents the same statistics, and Case Category *Unknown* is included in the table.

Pages 11-13: Petition Outcome, Respondent Gender, and Respondent Race

Pages 11 through 13 present a comprehensive cross-tabulation of case counts by Case Category, Petition Outcome, Respondent Race, Respondent Gender, and the year of Case Filing, capturing all possible combinations of these variables.

Pages 14-21: Case Outcome

Pages 14 through 21 mirror the analyses presented on Pages 6 through 13, substituting Petition Outcome for Case Outcome (the case's disposition). The sequence of pages, charts, and tables is the same and includes the following:

- [Pages 14-15: General Case Outcome Statistics](#)

FAYETTE COUNTY CIVIL DOMESTIC VIOLENCE AND INTERPERSONAL PROTECTION CASES FILED CY 2017-2024

Statistical Report 26_RS5001

- [Page 16: Case Outcome and Respondent Gender](#)
- [Pages 17-18: Case Outcome and Respondent Race](#)
- [Pages 19-21: Case Outcome, Respondent Gender, and Respondent Race.](#)

All statistics associated with Case Outcome exclude cases with Denied petitions, which were included in all previous sections of this report. A small number of cases remain pending as of the date this report was run.

Statistical Analysis Considerations:

- These statistics represent a snapshot in time as of the dates the data was queried (1/13/2026).
- Counts represent separate cases. A single respondent party may be involved in one or more cases within a period.
- Cases with denied petitions are included in pages 1-13 and excluded from pages 14-21 of this report.
- The report is limited to CY 2017-2021 by Case Filing Date. A small number of reported cases are still pending as of the date the report was run.
- Data reflecting respondent party ethnicity is not captured and this report does not consider respondent ethnicity.

Data Fields

Data Variable	Description
County	The county in which a case was filed. This report is limited to cases filed in Fayette County.
Case Category	<p>Cases are categorized into types to differentiate Domestic Violence from Interpersonal Protection. Case Category is defined by the Case Type Code as follows:</p> <ul style="list-style-type: none"> • Domestic: Case Type <i>DV</i> (Domestic Violence) or <i>DDP</i> (Denied Domestic Petition). The infrequent erroneous use of Case Type Code <i>DF</i> (Domestic & Family) in a case with Case Number Type <i>D</i> is also categorized as Domestic. • Interpersonal: Case Type <i>IP</i> (Interpersonal Protection) or <i>DIP</i> (Denied Interpersonal Protective Petition) • Unknown: Any other Case Type. Most frequently, these are cases with Case Type <i>EX</i> (Expunged). The expungement of a <i>D</i> case replaces the previous case type code.
Case Filing Date	The date the case was filed. Case Filing Date is reported using the Calendar Year (January 1 st through December 31 st).
Respondent Gender	The gender of the Respondent party, including the options <i>Male</i> and <i>Female</i> . <i>Unknown</i> indicates that either the Respondent party is present but has no entry for gender or that there is no entry in the case of a Respondent party.

**FAYETTE COUNTY CIVIL DOMESTIC VIOLENCE AND INTERPERSONAL
PROTECTION CASES FILED CY 2017-2024**

Data Fields	
Data Variable	Description
Respondent Race	<p>The combined Race of the Respondent. The available values are:</p> <ul style="list-style-type: none"> • Black • White • Asian • Indian <p>The value Unknown indicates that either the Respondent party is present but has no entry for race or that there is no entry in the case of a Respondent party.</p>
Petition Outcome	<p>The initial outcome of a DV/IP Petition, identified as follows:</p> <ul style="list-style-type: none"> • Denied: The petition is denied without the issuance of an emergency order, temporary order, or summons. Case Type <i>DDP</i> or <i>DIP</i> and/or Case Disposition Code <i>DVD</i> (Domestic Violence Denied) or <i>IPD</i> (Interpersonal Protective Order Denied). • Emergency / Temporary Order: The petition is accepted, and an emergency or temporary order is issued. Case Type <i>DV</i> or <i>IP</i> with at least one <i>OEP</i> or <i>TIPO</i> document present in the case. • Summons Only: The petition is accepted, and a summons is issued without any emergency or temporary order. Case Type <i>DV</i> or <i>IP</i> without any <i>OEP</i> or <i>TIPO</i> documents.
Case Outcome	<p>The final outcome of the case:</p> <ul style="list-style-type: none"> • Denied: The petition is denied as described above. Case Type <i>DDP</i> or <i>DIP</i> and/or Case Disposition Code <i>DVD</i> (Domestic Violence Denied) or <i>IPD</i> (Interpersonal Protective Order Denied). These cases are not shown in the sections of this report that present Case Outcome statistics as the group is the same as Petition Outcome <i>Denied</i> and these cases have no further action following this denial. • Dismissed: The petition was accepted, and the case was ultimately dismissed or an order denying protection was issued. Case Disposition Codes <i>DIS</i> (Dismissed), <i>DLP</i> (Dismissed: 77:02¹), <i>DBT</i> (Dismissed Before Trial), or <i>SBT</i> (Settled Before Trial); or Case Disposition Code <i>JCT</i> (Judgment: Court Trial) in conjunction with at least one <i>ODVD</i> or <i>ODIS</i> document. • Transferred: The case was transferred to another county before reaching disposition. Case Disposition Code <i>TRF</i> (Transferred). • Order Not Served: A judicial order of protection was issued but not served and the petitioner dropped the petition. Case Disposition Code <i>RUPO</i> (Rescind Unserved Protection Order).

¹ Dismissal for lack of prosecution, Rules of Civil Proc., Rule 77.02

**FAYETTE COUNTY CIVIL DOMESTIC VIOLENCE AND INTERPERSONAL
PROTECTION CASES FILED CY 2017-2024**

Data Fields	
Data Variable	Description
	<ul style="list-style-type: none"> • Order Granted: A judicial order granting protection was issued. Cases not identified by any of the categories above that include at least one <i>ODV</i> or <i>IPO</i> document. • Other: Any other <i>D</i> case. These most frequently are those that include Case Disposition Code <i>OTH</i> (Other) and do not have any of the documents mentioned in the other outcome categories.
Cases	A count of distinct court cases.
Percent of Cases	The proportion of cases within a group as compared to the total. It is calculated by dividing the number of cases in the group by the total number of cases and multiplying by 100.

Disclaimer Associated with KCOJ/AOC Database(s) and Element(s)

RESEARCH AND STATISTICS DISCLAIMER FOR COURTNET

Information received from KYCourts/CourtNet is subject to change(s), reprogramming, modification(s) of format and availability at the direction of the Administrative Office of the Courts (AOC) and may not at any particular moment reflect the true status of court cases due to ordinary limitation(s), delay(s) or error(s) in the system's operation. The KYCourts/CourtNet database is not a real-time system. All datasets are a snapshot of case data at the time a query is run. Case counts are not counts of individuals as some persons may have multiple cases.

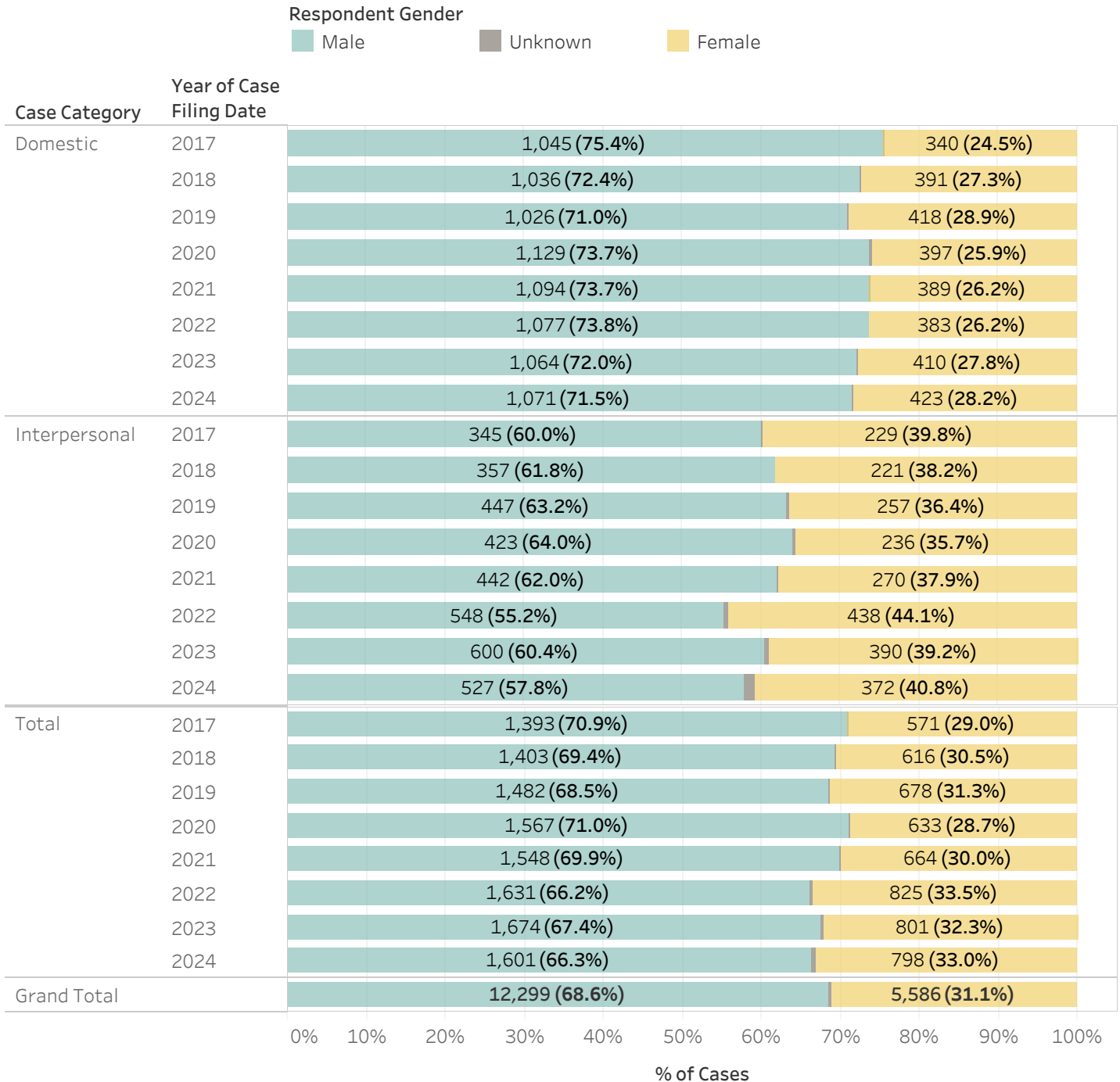
The AOC disclaims any warranties as to the validity of the information obtained from KYCourts/CourtNet. The recipient is solely responsible for verifying information received from KYCourts/CourtNet through the cross-referencing of official court records. The AOC shall not be liable to the recipient, or to any third party using the system or information obtained therefrom, for any damages whatsoever arising out of the use of KYCourts/CourtNet.



**ADMINISTRATIVE OFFICE OF THE COURTS
Research and Statistics**

26_RS5001

**Fayette County Civil Domestic Violence & Interpersonal Protection
Cases Filed CY 2017-2024**



Statistical Analysis Considerations

- * Data provided from the CourtNet Database.
- * Counts reflect individual cases; a single respondent may appear in one or more cases.
- * Case Category Unknown is not shown on this page, but those cases are included in this page's total. Counts for Case Category Unknown are included on the tables on the next page.
- * Counts of cases include cases in which the petition was denied without summons or emergency order.

Run Date:
1/28/2026
Page 1 of 21



ADMINISTRATIVE OFFICE OF THE COURTS
Research and Statistics

26_RS5001

**Fayette County Civil Domestic Violence & Interpersonal Protection
 Cases Filed CY 2017-2024**

Case Category	Respondent Gender	Case Filing Date								Grand Total
		2017	2018	2019	2020	2021	2022	2023	2024	
Domestic	Male	1,045	1,036	1,026	1,129	1,094	1,077	1,064	1,071	8,542
	Female	340	391	418	397	389	383	410	423	3,151
	Unknown	1	3	2	5	2		3	4	20
	Total	1,386	1,430	1,446	1,531	1,485	1,460	1,477	1,498	11,713
Interpersonal	Male	345	357	447	423	442	548	600	527	3,689
	Female	229	221	257	236	270	438	390	372	2,413
	Unknown	1		3	2	1	7	6	13	33
	Total	575	578	707	661	713	993	994	912	6,133
Unknown	Male	3	10	9	15	12	6	10	3	68
	Female	2	4	3		5	4	1	3	22
	Unknown					1		1		2
	Total	5	14	12	15	18	10	11	6	91
Total	Male	1,393	1,403	1,482	1,567	1,548	1,631	1,674	1,601	12,299
	Female	571	616	678	633	664	825	801	798	5,586
	Unknown	2	3	5	7	4	7	10	17	55
Grand Total		1,966	2,022	2,165	2,207	2,216	2,463	2,482	2,416	17,937

Statistical Analysis Considerations

- * Data provided from the CourtNet Database.
- * Counts reflect individual cases; a single respondent may appear in one or more cases.
- * Counts of cases include cases in which the petition was denied without summons or emergency order.

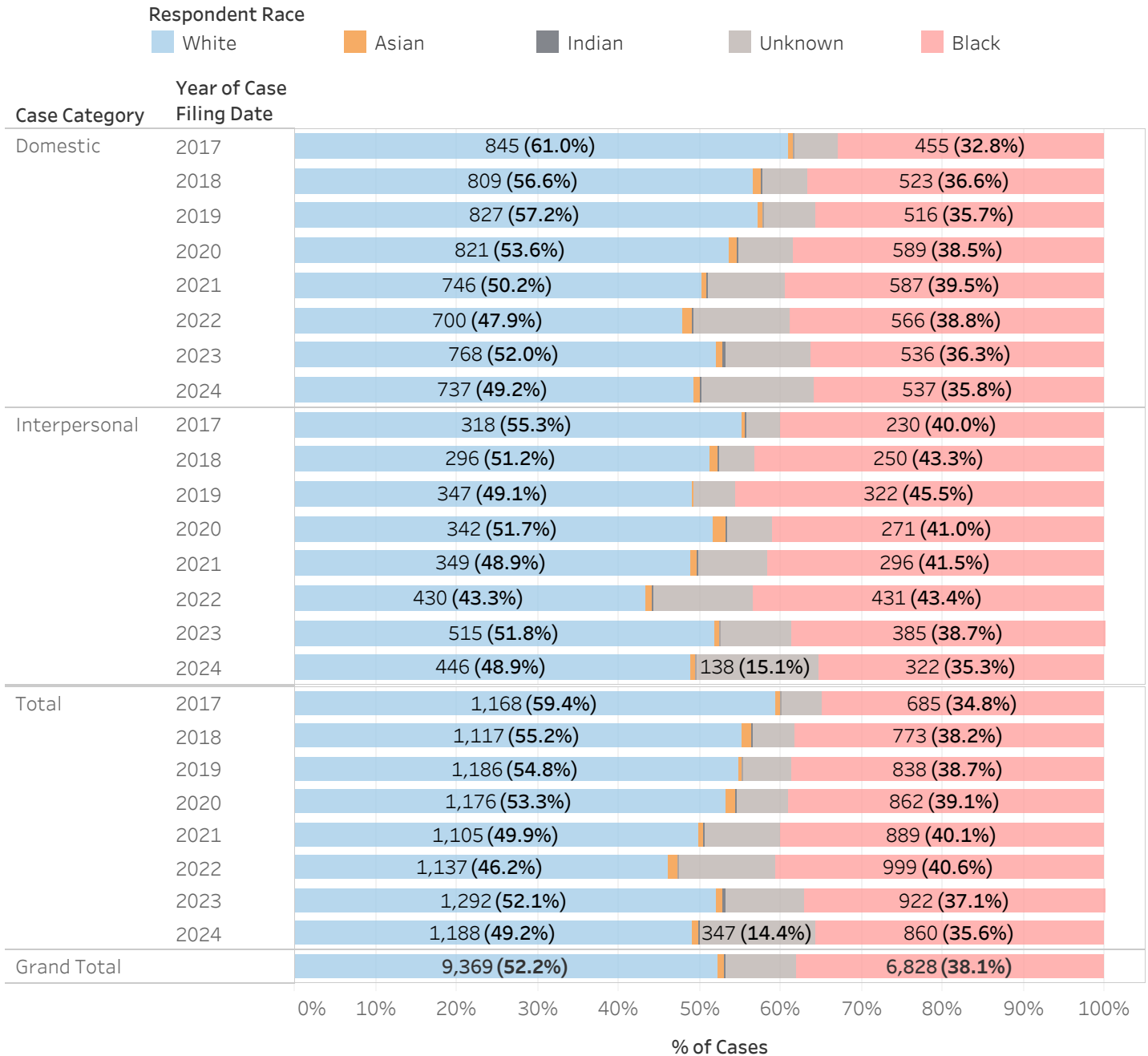
Run Date:
 1/28/2026
 Page 2 of 21



ADMINISTRATIVE OFFICE OF THE COURTS
Research and Statistics

26_RS5001

Fayette County Civil Domestic Violence & Interpersonal Protection
Cases Filed CY 2017-2024



Statistical Analysis Considerations

- * Data provided from the Courtnet Database.
- * Counts reflect individual cases; a single respondent may appear in one or more cases.
- * Case Category Unknown is not shown on this page, but those cases are included in this page's total. Counts for Case Category Unknown are included on the tables on the next page.
- * Party Ethnicity is not captured in the electronic application used for the initiation of most DV/IP petitions. Party ethnicity is not included in this report.
- * Counts of cases include cases in which the petition was denied without summons or emergency order.



ADMINISTRATIVE OFFICE OF THE COURTS
Research and Statistics

26_RS5001

**Fayette County Civil Domestic Violence & Interpersonal Protection
 Cases Filed CY 2017-2024**

Case Category	Respondent Race	Case Filing Date								Grand Total
		2017	2018	2019	2020	2021	2022	2023	2024	
Domestic	White	845	809	827	821	746	700	768	737	6,253
	Black	455	523	516	589	587	566	536	537	4,309
	Asian	7	15	9	15	10	18	14	14	102
	Indian	2	2	1	3	2	2	5	1	18
	Unknown	77	81	93	103	140	174	154	209	1,031
	Total		1,386	1,430	1,446	1,531	1,485	1,460	1,477	1,498
Interpersonal	White	318	296	347	342	349	430	515	446	3,043
	Black	230	250	322	271	296	431	385	322	2,507
	Asian	2	6	1	10	5	9	6	5	44
	Indian	1	1		1	1	1	1	1	7
	Unknown	24	25	37	37	62	122	88	138	533
	Total		575	578	707	661	713	993	994	912
Unknown	White	5	12	12	13	10	7	9	5	73
	Black				2	6	2	1	1	12
	Asian		2					1		3
	Unknown					2	1	1		4
	Total		5	14	12	15	18	10	11	6
Total	White	1,168	1,117	1,186	1,176	1,105	1,137	1,292	1,188	9,369
	Black	685	773	838	862	889	999	922	860	6,828
	Asian	9	23	10	25	15	27	21	19	149
	Indian	3	3	1	4	3	3	6	2	25
	Unknown	101	106	130	140	204	297	243	347	1,568
Grand Total		1,966	2,022	2,165	2,207	2,216	2,463	2,482	2,416	17,937

Statistical Analysis Considerations

- * Data provided from the Courtnet Database.
- * Counts reflect individual cases; a single respondent may appear in one or more cases.
- * Party Ethnicity is not captured in the electronic application used for the initiation of most DV/IP petitions. Party ethnicity is not included in this report.
- * Counts of cases include cases in which the petition was denied without summons or emergency order.

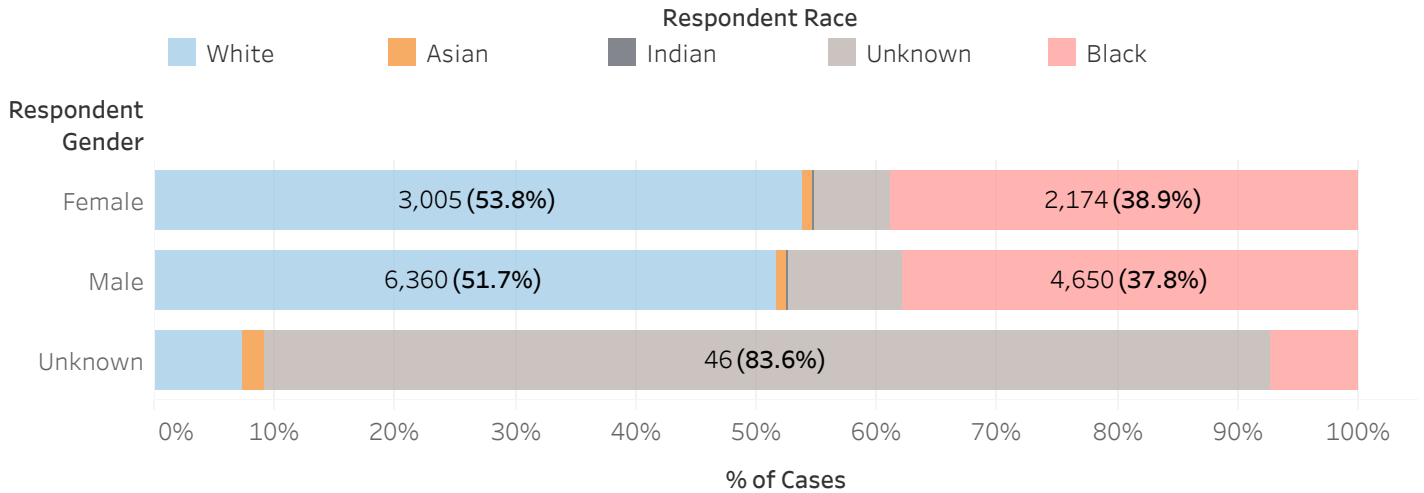
Run Date:
 1/28/2026
 Page 4 of 21



**ADMINISTRATIVE OFFICE OF THE COURTS
Research and Statistics**

26_RS5001

**Fayette County Civil Domestic Violence & Interpersonal Protection
Cases Filed CY 2017-2024**



Case Category	Respondent Gender	Respondent Race					Grand Total
		White	Asian	Indian	Unknown	Black	
Domestic	Female	1,844	34	5	191	1,077	3,151
	Male	4,407	68	13	826	3,228	8,542
	Unknown	2			14	4	20
	Total	6,253	102	18	1,031	4,309	11,713
Interpersonal	Female	1,146	13	1	161	1,092	2,413
	Male	1,895	30	6	343	1,415	3,689
	Unknown	2	1		30		33
	Total	3,043	44	7	533	2,507	6,133
Unknown	Female	15	1		1	5	22
	Male	58	2		1	7	68
	Unknown				2		2
	Total	73	3		4	12	91
Total	Female	3,005	48	6	353	2,174	5,586
	Male	6,360	100	19	1,170	4,650	12,299
	Unknown	4	1		46	4	55
Grand Total		9,369	149	25	1,568	6,828	17,937

Statistical Analysis Considerations

- * Data provided from the Courtnet Database.
- * Counts reflect individual cases; a single respondent may appear in one or more cases.
- * Case Category Unknown is not shown on this page, but those cases are included in this page's total. Counts for Case Category Unknown are included on the tables on the next page.
- * Party Ethnicity is not captured in the electronic application used for the initiation of most DV/IP petitions. Party ethnicity is not included in this report.
- * Counts of cases include cases in which the petition was denied without summons or emergency order.

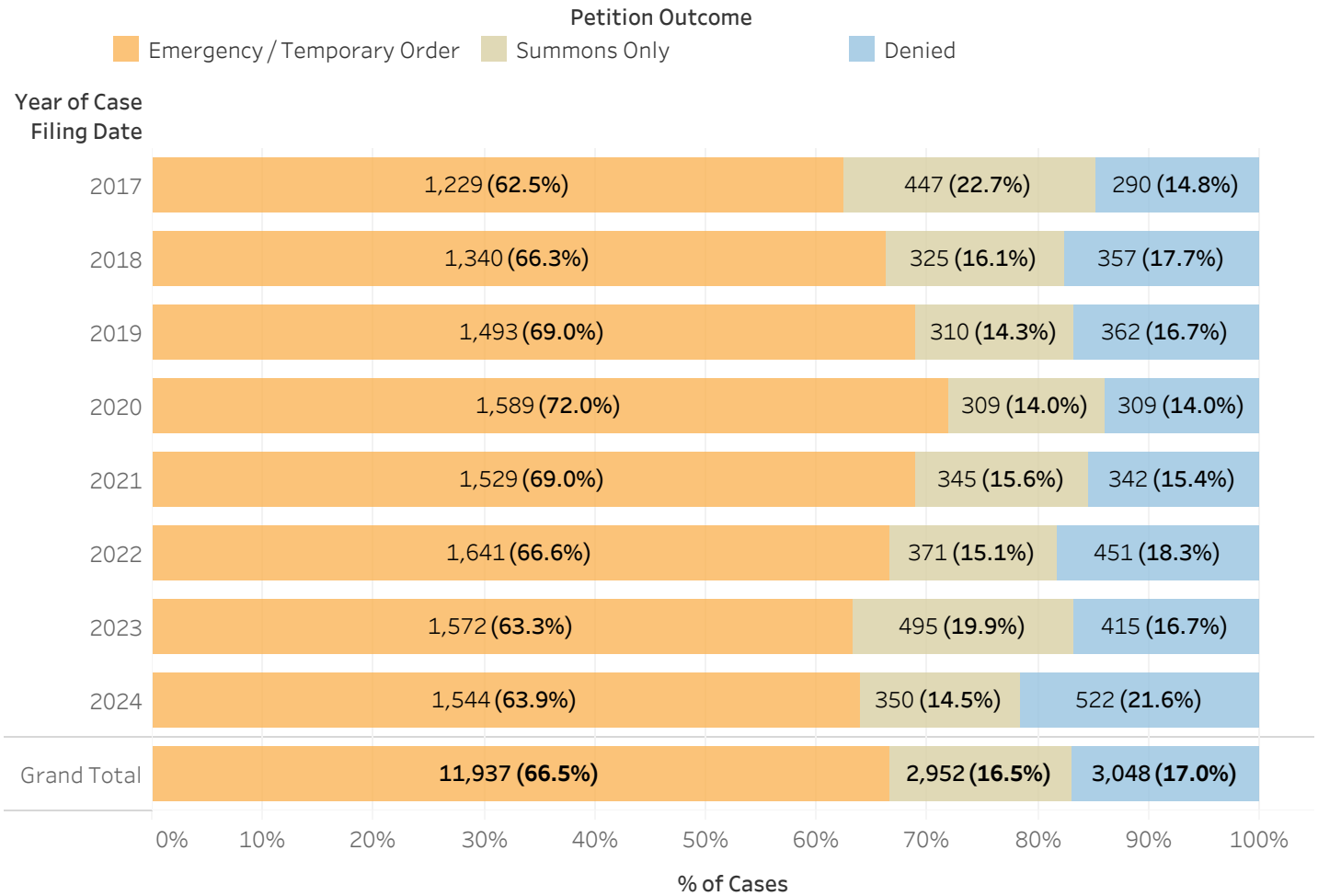
Run Date:
1/28/2026
Page 5 of 21



ADMINISTRATIVE OFFICE OF THE COURTS
Research and Statistics

26_RS5001

Fayette County Civil Domestic Violence & Interpersonal Protection
Cases Filed CY 2017-2024



Statistical Analysis Considerations

- * Data provided from the Courtnet Database.
- * Counts reflect individual cases; a single respondent may appear in one or more cases.
- * Counts of cases include cases in which the petition was denied without summons or emergency order.

Run Date:
1/28/2026
Page 6 of 21



**ADMINISTRATIVE OFFICE OF THE COURTS
Research and Statistics**

26_RS5001

**Fayette County Civil Domestic Violence & Interpersonal Protection
Cases Filed CY 2017-2024**

Case Category	Year of Case Filing Date	Petition Outcome			Grand Total
		Emergency / Temporary Order	Summons Only	Denied	
Domestic	2017	890	318	178	1,386
	2018	992	210	228	1,430
	2019	1,052	203	191	1,446
	2020	1,160	188	183	1,531
	2021	1,052	229	204	1,485
	2022	1,061	198	201	1,460
	2023	1,065	250	162	1,477
	2024	1,074	199	225	1,498
	Total		8,346	1,795	1,572
Interpersonal	2017	334	129	112	575
	2018	336	113	129	578
	2019	430	107	170	707
	2020	416	120	125	661
	2021	463	113	137	713
	2022	572	171	250	993
	2023	498	243	253	994
	2024	465	150	297	912
	Total		3,514	1,146	1,473
Unknown	2017	5			5
	2018	12	2		14
	2019	11		1	12
	2020	13	1	1	15
	2021	14	3	1	18
	2022	8	2		10
	2023	9	2		11
	2024	5	1		6
	Total		77	11	3
Total	2017	1,229	447	290	1,966
	2018	1,340	325	357	2,022
	2019	1,493	310	362	2,165
	2020	1,589	309	309	2,207
	2021	1,529	345	342	2,216
	2022	1,641	371	451	2,463
	2023	1,572	495	415	2,482
	2024	1,544	350	522	2,416
Grand Total		11,937	2,952	3,048	17,937

Statistical Analysis Considerations

* Data provided from the CourtNet Database.

* Counts reflect individual cases; a single respondent may appear in one or more cases.

* Counts of cases include cases in which the petition was denied without summons or emergency order.

Run Date:

1/28/2026

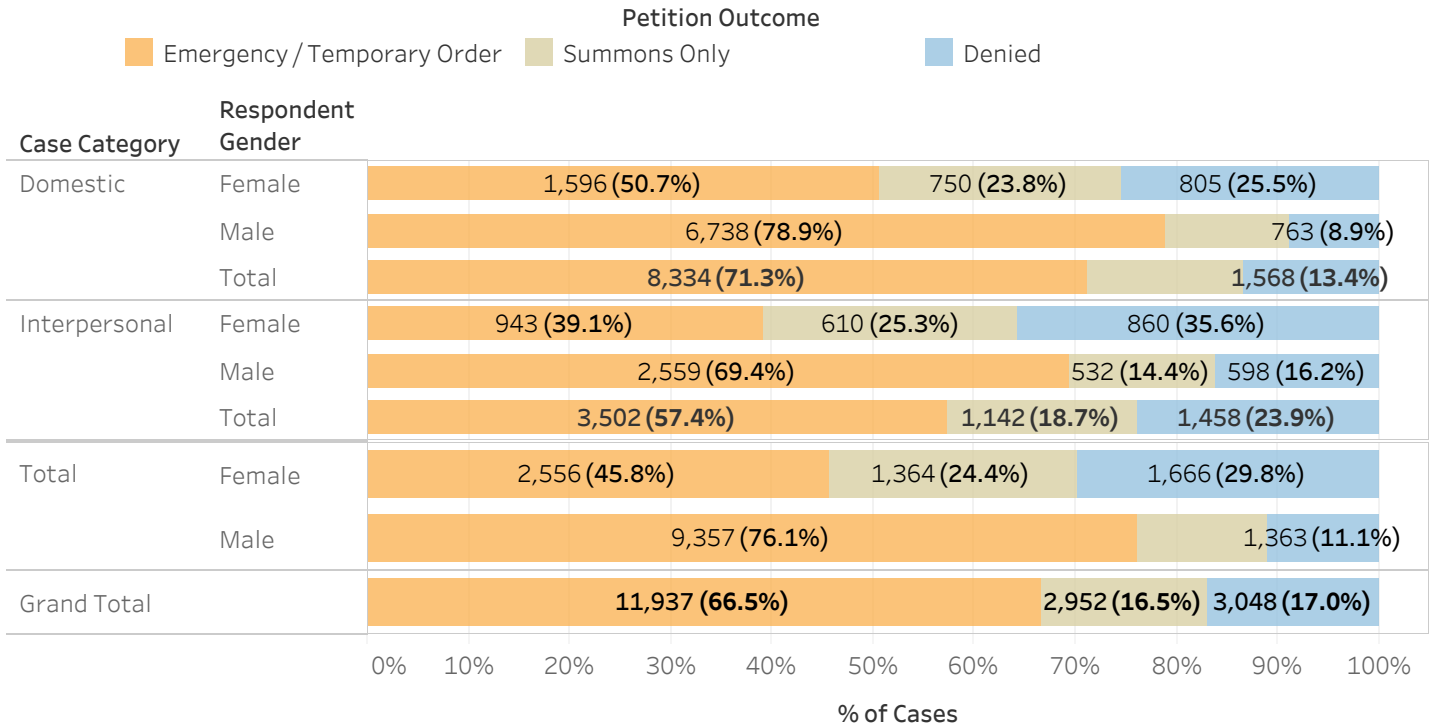
Page 7 of 21



**ADMINISTRATIVE OFFICE OF THE COURTS
Research and Statistics**

26_RS5001

**Fayette County Civil Domestic Violence & Interpersonal Protection
Cases Filed CY 2017-2024**



In the chart above, Cases with Unknown Respondent Gender and Unknown Case Category are not represented by separate rows, but are included the totals and subtotals presented. Counts of these cases are included in the table below.

Case Category	Respondent Gender	Petition Outcome			Grand Total
		Emergency / Temporary Order	Summons Only	Denied	
Domestic	Female	1,596	750	805	3,151
	Male	6,738	1,041	763	8,542
	Unknown	12	4	4	20
	Total	8,346	1,795	1,572	11,713
Interpersonal	Female	943	610	860	2,413
	Male	2,559	532	598	3,689
	Unknown	14	4	15	33
	Total	3,514	1,146	1,473	6,133
Unknown	Female	17	4	1	22
	Male	60	6	2	68
	Unknown		2		2
	Total	77	11	3	91
Total	Female	2,556	1,364	1,666	5,586
	Male	9,357	1,579	1,363	12,299
	Unknown	26	10	19	55
Grand Total		11,937	2,952	3,048	17,937

Statistical Analysis Considerations

- * Data provided from the CourtNet Database.
- * Counts reflect individual cases; a single respondent may appear in one or more cases.
- * Counts of cases include cases in which the petition was denied without summons or emergency order.

Run Date:
1/28/2026
Page 8 of 21

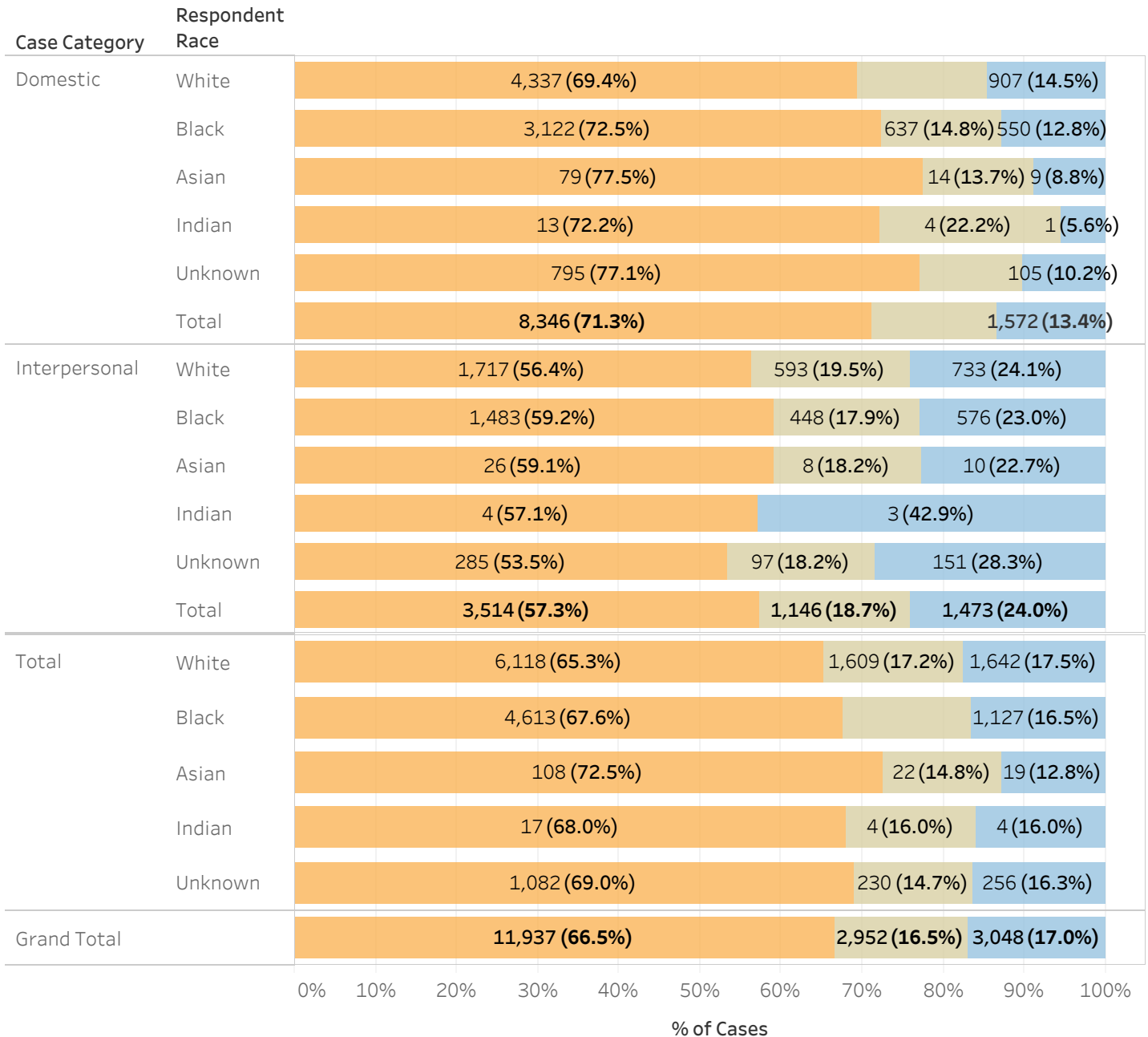


ADMINISTRATIVE OFFICE OF THE COURTS
Research and Statistics

26_RS5001

Fayette County Civil Domestic Violence & Interpersonal Protection
Cases Filed CY 2017-2024

Petition Outcome
■ Emergency / Temporary Order
 ■ Summons Only
 ■ Denied



Statistical Analysis Considerations

- * Data provided from the CourtNet Database.
- * Counts reflect individual cases; a single respondent may appear in one or more cases.
- * Counts of cases include cases in which the petition was denied without summons or emergency order.
- * Party Ethnicity is not captured in the electronic application used for the initiation of most DV/IP petitions. Party ethnicity is not included in this report.

Run Date:
1/28/2026
Page 9 of 21



**ADMINISTRATIVE OFFICE OF THE COURTS
Research and Statistics**

26_RS5001

**Fayette County Civil Domestic Violence & Interpersonal Protection
Cases Filed CY 2017-2024**

Case Category	Respondent Race	Petition Outcome			Grand Total
		Emergency / Temporary Order	Summons Only	Denied	
Domestic	White	4,337	1,009	907	6,253
	Asian	79	14	9	102
	Indian	13	4	1	18
	Black	3,122	637	550	4,309
	Unknown	795	131	105	1,031
	Total		8,346	1,795	1,572
Interpersonal	White	1,717	593	733	3,043
	Asian	26	8	10	44
	Indian	4		3	7
	Black	1,483	448	576	2,507
	Unknown	285	97	151	533
	Total		3,514	1,146	1,473
Unknown	White	64	7	2	73
	Asian	3			3
	Black	8	3	1	12
	Unknown	2	2		4
	Total		77	11	3
Total	White	6,118	1,609	1,642	9,369
	Asian	108	22	19	149
	Indian	17	4	4	25
	Black	4,613	1,088	1,127	6,828
	Unknown	1,082	230	256	1,568
Grand Total		11,937	2,952	3,048	17,937

Statistical Analysis Considerations

- * Data provided from the Courtnet Database.
- * Counts reflect individual cases; a single respondent may appear in one or more cases.
- * Counts of cases include cases in which the petition was denied without summons or emergency order.
- * Party Ethnicity is not captured in the electronic application used for the initiation of most DV/IP petitions.
- Party ethnicity is not included in this report.



**ADMINISTRATIVE OFFICE OF THE COURTS
Research and Statistics**

26_RS5001

**Fayette County Civil Domestic Violence & Interpersonal Protection
Cases Filed CY 2017-2024**

Table Page 1 of 3

		Case Category / Case Filing Date									Grand Total	
		Domestic										
Petition Outcome	Respondent	2017	2018	2019	2020	2021	2022	2023	2024			
	Respondent Race Gender											
Emergency / Temporary Order	White	Female	83	114	149	137	120	106	120	115	944	
		Male	435	435	447	479	396	396	417	386	3,391	
		Unknown		1		1					2	
	Black	Female	42	70	77	78	56	65	73	70	531	
		Male	271	297	302	360	366	347	320	325	2,588	
		Unknown		1		1	1				3	
	Asian	Female	2	4	2	2	2	4	3	2	21	
		Male	3	6	6	10	6	11	7	9	58	
	Indian	Female						1	2		3	
		Male	2	1	1	2	1	1	1	1	10	
	Unknown	Female	6	10	12	9	8	15	14	23	97	
		Male	46	53	55	79	95	115	106	142	691	
		Unknown			1	2	1		2	1	7	
	Summons Only	White	Female	82	52	51	39	55	49	66	49	443
			Male	120	71	66	53	65	46	80	65	566
Black		Female	39	26	28	38	34	28	36	29	258	
		Male	61	52	42	47	54	47	45	31	379	
Asian		Female	1	2		1		1	1		6	
		Male			1	1	1	2	1	2	8	
Indian		Female							2		2	
		Male				1	1				2	
Unknown		Female	3	2	2	3	8	9	7	7	41	
		Male	11	5	12	5	11	16	12	14	86	
		Unknown	1		1					2	4	
Denied		White	Female	62	67	59	52	55	49	43	70	457
			Male	63	69	55	60	55	54	42	52	450
		Black	Female	16	37	35	35	39	46	36	44	288
			Male	26	40	32	30	37	33	26	37	261
	Unknown									1	1	
	Asian	Female	1	1		1	1		2	1	7	
		Male		2							2	
	Indian	Male		1							1	
	Unknown	Female	3	6	3	2	11	10	5	13	53	
		Male	7	4	7	2	6	9	7	7	49	
		Unknown		1		1			1		3	

Statistical Analysis Considerations

- * Data provided from the CourtNet Database.
- * Counts reflect individual cases; a single respondent may appear in one or more cases.
- * Counts of cases include cases in which the petition was denied without summons or emergency order.
- * Party Ethnicity is not captured in the electronic application used for the initiation of most DV/IP petitions.
- Party ethnicity is not included in this report.



ADMINISTRATIVE OFFICE OF THE COURTS
Research and Statistics

26_RS5001

Fayette County Civil Domestic Violence & Interpersonal Protection
Cases Filed CY 2017-2024

Table Page 2 of 3

		Case Category / Case Filing Date									Grand Total	
		Interpersonal										
Petition Outcome	Respondent Race	Respondent Gender	2017	2018	2019	2020	2021	2022	2023	2024		
	Emergency / Temporary Order	White	Female	38	36	50	59	59	83	55	52	432
Male			149	133	159	149	164	164	199	167	1,284	
Unknown											1	1
Black		Female	44	42	50	39	63	102	62	56	458	
		Male	84	99	147	143	135	152	132	133	1,025	
Asian		Female	1	2		1		2			1	7
		Male		2		6	4	5	1	1	1	19
Indian		Male	1	1			1	1				4
Unknown		Female	1	2	3	2	8	8	10	12	46	
		Male	16	19	21	17	29	53	35	37	227	
		Unknown						2	6	5	13	
Summons Only		White	Female	37	31	30	36	26	45	66	35	306
	Male		31	25	28	32	26	36	70	39	287	
	Black	Female	32	31	23	29	21	41	51	28	256	
		Male	26	23	25	17	26	29	33	13	192	
	Asian	Female		2					1		3	
		Male				1		1	2	1	5	
	Unknown	Female	2	1	1	3	3	11	9	15	45	
		Male	1			2	10	8	11	16	48	
		Unknown					1			3	4	
	Denied	White	Female	37	34	43	37	47	60	69	81	408
			Male	25	37	37	29	27	42	56	71	324
			Unknown	1								1
Black		Female	34	37	53	23	37	69	62	63	378	
		Male	10	18	24	20	14	38	45	29	198	
Asian		Female	1		1				1		3	
		Male				1	1	1	1	2	6	
		Unknown				1					1	
Indian		Female				1					1	
		Male							1	1	2	
Unknown		Female	2	3	3	6	6	17	4	29	70	
		Male	2		6	6	5	18	14	17	68	
	Unknown			3	1		5		4	13		

Statistical Analysis Considerations

- * Data provided from the CourtNet Database.
 - * Counts reflect individual cases; a single respondent may appear in one or more cases.
 - * Counts of cases include cases in which the petition was denied without summons or emergency order.
 - * Party Ethnicity is not captured in the electronic application used for the initiation of most DV/IP petitions.
- Party ethnicity is not included in this report.



**ADMINISTRATIVE OFFICE OF THE COURTS
Research and Statistics**

26_RS5001

**Fayette County Civil Domestic Violence & Interpersonal Protection
Cases Filed CY 2017-2024**

Table Page 3 of 3

			Case Category / Case Filing Date								Grand Total	
			Unknown									
Petition Outcome	Respondent Race	Respondent Gender	2017	2018	2019	2020	2021	2022	2023	2024		
	Emergency / Temporary Order	White	Female	2	2	3		2	1	1	2	13
Male			3	8	8	11	6	5	7	3	51	
Black		Female					1	1			2	
		Male				2	4				6	
Asian		Female		1							1	
		Male		1					1		2	
Unknown		Female					1				1	
		Male							1		1	
Summons Only		White	Female		1				1			2
			Male		1		1	2		1		5
	Black	Female						1		1	2	
		Male							1		1	
	Unknown	Unknown					1		1		2	
Denied	White	Male			1	1					2	
	Black	Female					1				1	

Statistical Analysis Considerations

- * Data provided from the Courtnet Database.
- * Counts reflect individual cases; a single respondent may appear in one or more cases..
- * Counts of cases include cases in which the petition was denied without summons or emergency order.
- * Party Ethnicity is not captured in the electronic application used for the initiation of most DV/IP petitions. Party ethnicity is not included in this report.

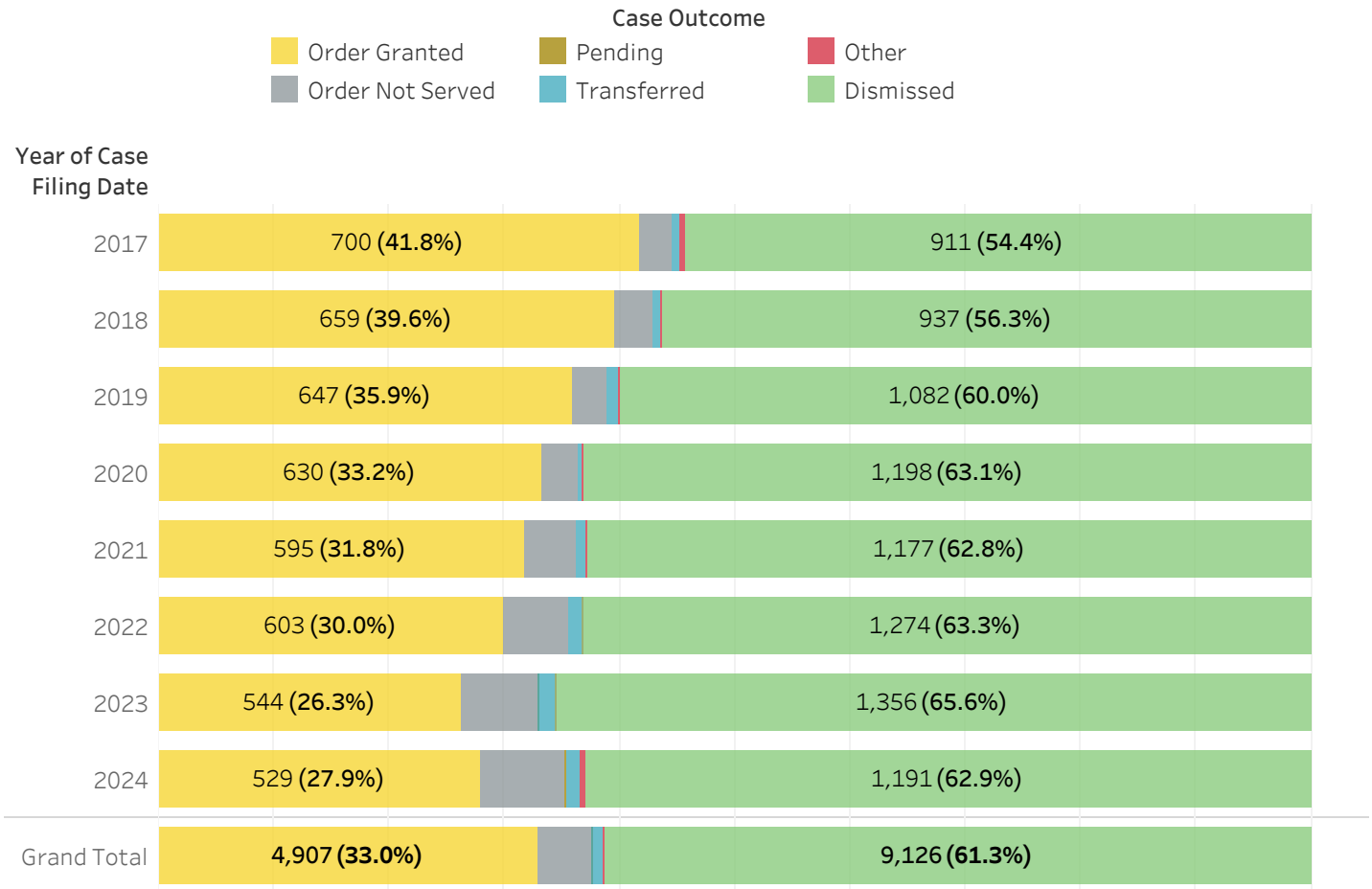
Run Date:
1/28/2026
Page 13 of 21



ADMINISTRATIVE OFFICE OF THE COURTS
Research and Statistics

26_RS5001

Fayette County Civil Domestic Violence & Interpersonal Protection
Cases Filed CY 2017-2024
Excluding Cases with Petitions Denied without Emergency Order or Summons



Statistical Analysis Considerations

- * Data provided from the CourtNet Database.
- * Counts reflect individual cases; a single respondent may appear in one or more cases.
- * Counts of cases exclude cases in which the petition was denied without summons or emergency order.



ADMINISTRATIVE OFFICE OF THE COURTS
Research and Statistics

26_RS5001

Fayette County Civil Domestic Violence & Interpersonal Protection
Cases Filed CY 2017-2024

Excluding Cases with Petitions Denied without Emergency Order or Summons

Case Category	Year of Case Filing Date	Case Outcome						Grand Total
		Order Granted	Order Not Served	Pending	Transferred	Other	Dismissed	
Domestic	2017	492	34		12	7	663	1,208
	2018	478	39		9	4	672	1,202
	2019	440	34		18	3	760	1,255
	2020	444	45		6	2	851	1,348
	2021	413	51		15	1	801	1,281
	2022	386	62		19		793	1,259
	2023	360	77	1	16	1	860	1,315
	2024	351	84	3	16	6	813	1,273
	Total		3,364	426	4	111	24	6,213
Interpersonal	2017	208	11				244	463
	2018	181	15		1		252	449
	2019	207	15				315	537
	2020	186	16		1		333	536
	2021	182	32		1	1	360	576
	2022	217	51		2	1	472	743
	2023	184	57		12	1	487	741
	2024	178	56		6	3	372	615
	Total		1,543	253		23	6	2,835
Unknown	2017		1				4	5
	2018		1				13	14
	2019		4				7	11
	2020						14	14
	2021		1				16	17
	2022		1				9	10
	2023		2		1		9	11
	2024						6	6
	Total			10	1			78
Total	2017	700	46		12	7	911	1,676
	2018	659	55		10	4	937	1,665
	2019	647	53		18	3	1,082	1,803
	2020	630	61		7	2	1,198	1,898
	2021	595	84		16	2	1,177	1,874
	2022	603	114		21	1	1,274	2,012
	2023	544	136	2	28	2	1,356	2,067
	2024	529	140	3	22	9	1,191	1,894
Grand Total		4,907	689	5	134	30	9,126	14,889

Statistical Analysis Considerations

* Data provided from the CourtNet Database.

* Counts reflect individual cases; a single respondent may appear in one or more cases.

* Counts of cases exclude cases in which the petition was denied without summons or emergency order.

Run Date:

1/28/2026

Page 15 of 21



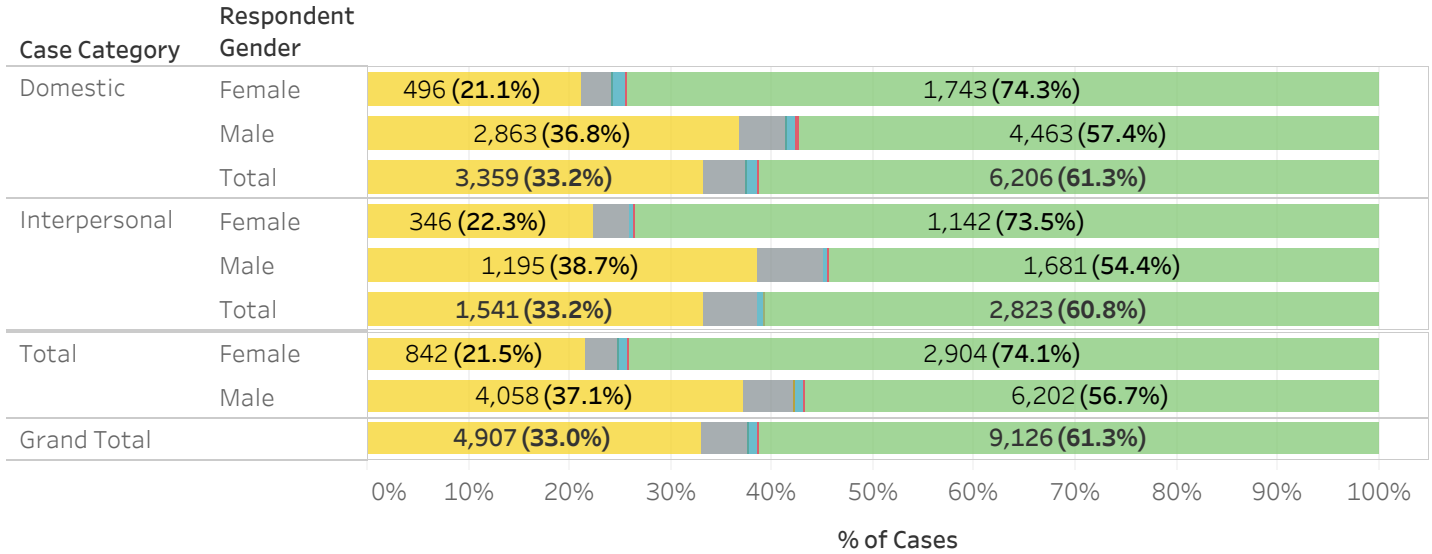
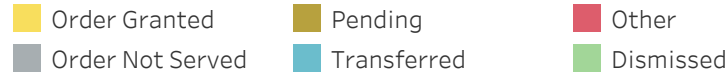
ADMINISTRATIVE OFFICE OF THE COURTS
Research and Statistics

26_RS5001

Fayette County Civil Domestic Violence & Interpersonal Protection
Cases Filed CY 2017-2024

Excluding Cases with Petitions Denied without Emergency Order or Summons

Case Outcome



In the chart above, Cases with Unknown Respondent Gender and Unknown Case Category are not represented by separate rows, but are included the totals and subtotals presented. Counts of these cases are included in the table below.

Case Category	Respondent Gender	Case Outcome						Grand Total
		Order Granted	Order Not Served	Pending	Transferred	Other	Dismissed	
Domestic	Female	496	71	1	32	3	1,743	2,346
	Male	2,863	353	2	79	20	4,463	7,779
	Unknown	5	2	1		1	7	16
	Total	3,364	426	4	111	24	6,213	10,141
Interpersonal	Female	346	55		8	2	1,142	1,553
	Male	1,195	197		14	4	1,681	3,091
	Unknown	2	1		1		14	18
	Total	1,543	253		23	6	2,835	4,660
Unknown	Female		2				19	21
	Male		8				58	66
	Unknown			1			1	2
	Total		10	1			78	88
Total	Female	842	128	1	40	5	2,904	3,920
	Male	4,058	558	2	93	24	6,202	10,936
	Unknown	7	3	2	1	1	22	36
Grand Total		4,907	689	5	134	30	9,126	14,889

Statistical Analysis Considerations

- * Data provided from the CourtNet Database.
- * Counts reflect individual cases; a single respondent may appear in one or more cases.
- * Counts of cases exclude cases in which the petition was denied without summons or emergency order.



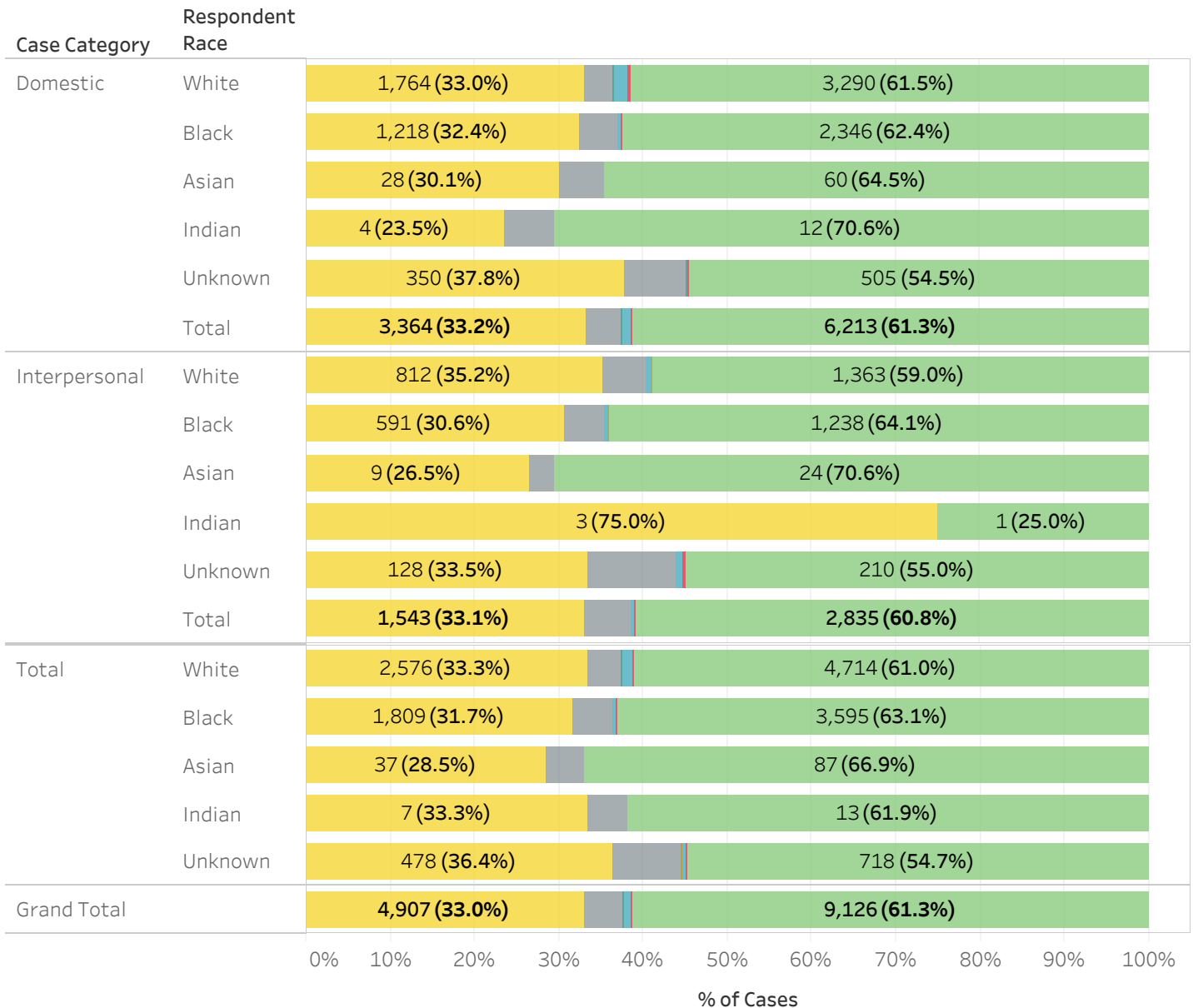
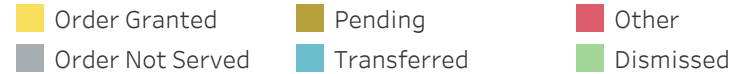
ADMINISTRATIVE OFFICE OF THE COURTS
Research and Statistics

26_RS5001

**Fayette County Civil Domestic Violence & Interpersonal Protection
 Cases Filed CY 2017-2024**

Excluding Cases with Petitions Denied without Emergency Order or Summons

Case Outcome



Statistical Analysis Considerations

- * Data provided from the CourtNet Database.
- * Counts reflect individual cases; a single respondent may appear in one or more cases.
- * Counts of cases exclude cases in which the petition was denied without summons or emergency order.
- * Party Ethnicity is not captured in the electronic application used for the initiation of most DV/IP petitions. Party ethnicity is not included in this report.



**ADMINISTRATIVE OFFICE OF THE COURTS
Research and Statistics**

26_RS5001

**Fayette County Civil Domestic Violence & Interpersonal Protection
Cases Filed CY 2017-2024**

Excluding Cases with Petitions Denied without Emergency Order or Summons

Case Category	Respondent Race	Case Outcome						Grand Total
		Order Granted	Order Not Served	Pending	Transferred	Other	Dismissed	
Domestic	White	1,764	181	3	92	17	3,290	5,346
	Black	1,218	172		17	6	2,346	3,759
	Asian	28	5				60	93
	Indian	4	1				12	17
	Unknown	350	67	1	2	1	505	926
	Total	3,364	426	4	111	24	6,213	10,141
Interpersonal	White	812	119		13	3	1,363	2,310
	Black	591	93		7	2	1,238	1,931
	Asian	9	1				24	34
	Indian	3					1	4
	Unknown	128	40		3	1	210	382
	Total	1,543	253		23	6	2,835	4,660
Unknown	White		10				61	71
	Black						11	11
	Asian						3	3
	Unknown			1			3	4
	Total		10	1			78	88
Total	White	2,576	310	3	105	20	4,714	7,727
	Black	1,809	265		24	8	3,595	5,701
	Asian	37	6				87	130
	Indian	7	1				13	21
	Unknown	478	107	2	5	2	718	1,312
Grand Total		4,907	689	5	134	30	9,126	14,889

Statistical Analysis Considerations

- * Data provided from the Courtnet Database.
 - * Counts reflect individual cases; a single respondent may appear in one or more cases.
 - * Counts of cases exclude cases in which the petition was denied without summons or emergency order.
 - * Party Ethnicity is not captured in the electronic application used for the initiation of most DV/IP petitions.
- Party ethnicity is not included in this report.



ADMINISTRATIVE OFFICE OF THE COURTS
Research and Statistics

26_RS5001

Fayette County Civil Domestic Violence & Interpersonal Protection
Cases Filed CY 2017-2024
Excluding Cases with Petitions Denied without Emergency Order or Summons

Table Page 1 of 3

Case Outcome	Respondent Race	Respondent Gender	Case Category / Case Filing Date								Grand Total
			Domestic								
			2017	2018	2019	2020	2021	2022	2023	2024	
Order Granted	White	Female	36	51	52	38	33	29	38	25	302
		Male	251	225	193	187	180	149	136	140	1,461
		Unknown		1							1
	Black	Female	18	22	23	29	16	21	14	19	162
		Male	148	137	132	144	137	122	126	108	1,054
		Unknown		1		1					2
	Asian	Female		3			1	1	1	1	7
		Male	2	4	3	5	2	3		2	21
	Indian	Female			1				1		1
		Male	2								3
	Unknown	Female	4	4	4		3	3	2	4	24
		Male	31	30	31	39	41	58	42	52	324
Unknown				1	1					2	
Order Not Served	White	Female	3	1	3	2	9	4	8	9	39
		Male	11	11	13	20	14	18	29	26	142
		Unknown									
	Black	Female	1	8	1	1	4	1	3	8	27
		Male	16	14	13	15	12	28	19	27	144
		Unknown					1				1
	Asian	Female								1	1
		Male				1	1	1		1	4
	Indian	Female							1		1
		Male		2						1	3
	Unknown	Female		3	4	6	10	10	16	11	63
		Male	3	3	4						1
Unknown								1		1	
Pending	White	Female							1	1	
	Male							1	1	2	
Unknown	Female								1	1	
	Male									1	
Transferred	White	Female	3	1	4	1	2	5	5	6	27
		Male	7	6	14	3	8	12	8	7	65
	Black	Female		1			2		1	1	5
Unknown	Male	2	1		2	2	2	2	1	12	
	Female					1				2	
Other	White	Female						1		2	3
		Male	5	4	1	1				3	14
	Black	Male	1		2	1	1			1	6
Dismissed	White	Female	123	113	141	135	131	117	134	121	1,015
		Male	281	260	292	321	259	264	323	274	2,274
		Unknown				1					1
Black	Female	62	65	81	86	68	71	91	71	595	
	Male	165	197	197	245	268	242	218	219	1,751	
	Unknown										
Asian	Female	3	3	2	3	1	4	3		19	
	Male	1	2	4	5	4	9	8	8	41	
Indian	Female						1	2		3	
	Male		1		3	2	1	1	1	9	
Unknown	Female	5	6	10	12	13	21	19	25	111	
	Male	23	25	32	39	54	63	60	92	388	
	Unknown			1	1	1		1	2	6	

Statistical Analysis Considerations

- * Data provided from the CourtNet Database.
- * Counts reflect individual cases; a single respondent may appear in one or more cases.
- * Case counts exclude matters in which the petition was denied without issuance of a summons or emergency order.
- * Party ethnicity is not captured in the electronic application used to initiate most DV/IP petitions and therefore is not included in this report.



ADMINISTRATIVE OFFICE OF THE COURTS
Research and Statistics

26_RS5001

Fayette County Civil Domestic Violence & Interpersonal Protection
Cases Filed CY 2017-2024
Excluding Cases with Petitions Denied without Emergency Order or Summons

Table Page 2 of 3

Case Outcome	Respondent Race	Respondent Gender	Case Category / Case Filing Date								Grand Total	
			Interpersonal									
			2017	2018	2019	2020	2021	2022	2023	2024		
Order Granted	White	Female	24	16	20	28	23	22	23	21	177	
		Male	101	75	84	81	70	73	78	73	635	
	Black	Female	20	22	16	12	15	27	17	25	154	
		Male	54	56	76	58	54	57	47	35	437	
	Asian	Male		1		2	1	4	1		9	
	Indian	Male	1	1			1				3	
	Unknown	Female				1	4	3	2	5	15	
		Male	8	10	11	4	13	30	16	19	111	
		Unknown					1	1			2	
Order Not Served	White	Female		1	2	1	2	7	5	6	24	
		Male	7	9	6	4	13	11	23	22	95	
	Black	Female	1			2	1	8	9	3	24	
		Male	3	4	4	7	13	13	10	15	69	
	Asian	Male					1				1	
	Unknown	Female						2	1	4	7	
		Male		1	3	2	2	10	8	6	32	
		Unknown							1		1	
	Transferred	White	Female						1	1	1	3
Male				1		1	1		4	2	9	
Unknown										1	1	
Black		Female							3		3	
		Male						1	2	1	4	
Unknown		Female							1	1	2	
		Male							1		1	
Other		White	Male						1		2	3
		Black	Female					1		1		2
	Unknown	Male								1	1	
Dismissed	White	Female	51	50	58	66	60	98	92	59	534	
		Male	72	73	97	95	106	115	164	107	829	
	Black	Female	55	51	57	54	67	108	83	56	531	
		Male	53	62	92	95	94	110	106	95	707	
	Asian	Female	1	4		1		2	1	1	10	
		Male		1		5	2	2	2	2	14	
	Indian	Male						1			1	
	Unknown	Female	3	3	4	4	7	14	15	17	67	
		Male	9	8	7	13	24	21	21	27	130	
		Unknown						1	5	8	14	

Statistical Analysis Considerations

- * Data provided from the CourtNet Database.
- * Counts reflect individual cases; a single respondent may appear in one or more cases.
- * Counts of cases exclude cases in which the petition was denied without summons or emergency order.
- * Party Ethnicity is not captured in the electronic application used for the initiation of most DV/IP petitions.
- Party ethnicity is not included in this report.



ADMINISTRATIVE OFFICE OF THE COURTS
Research and Statistics

26_RS5001

Fayette County Civil Domestic Violence & Interpersonal Protection
Cases Filed CY 2017-2024
Excluding Cases with Petitions Denied without Emergency Order or Summons

Table Page 3 of 3

Case Outcome	Respondent Race	Respondent Gender	Case Category / Case Filing Date								Grand Total
			Unknown								
			2017	2018	2019	2020	2021	2022	2023	2024	
Order Not Served	White	Female	1		1						2
		Male		1	3		1	1	2		8
Pending	Unknown	Unknown							1		1
Dismissed	White	Female	1	3	2		2	2	1	2	13
		Male	3	8	5	12	7	4	6	3	48
	Black	Female					1	2		1	4
		Male				2	4		1		7
	Asian	Female		1							1
		Male		1					1		2
	Unknown	Female					1				1
		Male							1		1
Unknown						1				1	

Statistical Analysis Considerations

- * Data provided from the Courtnet Database.
- * Counts reflect individual cases; a single respondent may appear in one or more cases.
- * Counts of cases exclude cases in which the petition was denied without summons or emergency order.
- * Party Ethnicity is not captured in the electronic application used for the initiation of most DV/IP petitions. Party ethnicity is not included in this report.