



The Department of Information & Technology Services  
Research and Statistics  
1001 Vandalay Drive  
Frankfort, KY 40601  
(502) 573-2350

---

**CIVIL INTIMATE PARTNER VIOLENCE PROTECTION CASES:  
LINCOLN TRAIL AREA DEVELOPMENT DISTRICT  
DOMESTIC VIOLENCE AND INTERPERSONAL PROTECTION CASES FILED/DISPOSED CY18-23**

---

September 4, 2024

By

Daniel Sturtevant (*Data Officer*)

### Statistics Description

On August 30, 2024, Research & Statistics received a request for a report detailing the rate at which domestic violence petitions were denied in Kentucky Counties in the Lincoln Trail Area Development District (Breckinridge, Grayson, Hardin, Larue, Marion, Meade, Nelson, and Washington Counties) during the Calendar Years (CY) 2018 through 2023. The request referenced Administrative Office of the Courts statistics published by the Kentucky Justice and Public Safety Cabinet Criminal Justice Statistical Analysis Center<sup>1</sup> in accordance with KRS 209A.122(4)<sup>2</sup> (hereafter, 209A Report). To provide context for these numbers, this report includes a variety of outcomes for civil Domestic Violence and Interpersonal Protection cases from these counties during this date range.

CourtNet, which provides a summary of court cases statewide, was queried for Domestic Violence and Interpersonal Protection cases (Case Number Type *D*) filed from 1/1/2017 to 12/31/2023 or disposed from 1/1/2017 to 12/31/2023. An additional query of the CourtNet database was performed to identify the presence of any of documents with the following Document Types within the resulting cases:

Document Code	Description
OEP	Order for Emergency Protection
TIPO	Temporary Interpersonal Protective Order
ODV	Order of Domestic Violence
IPO	Interpersonal Protective Order
ODVD	Order – Domestic Violence – Dismissed
ODIS	Order Dismissing

The eMaintenance database, which includes data related to the Electronic Emergency Protection Order (eEPO) application, was also queried for information about petitions related to the cases identified by the initial CourtNet query.

---

<sup>1</sup> 2023 Domestic Violence Data Report, Criminal Justice Statistics Reports, <https://justice.ky.gov/cjsac/Pages/reports.aspx> retrieved 9/4/2024.

<sup>2</sup> KRS 209A.122 - Definitions for section -- Criminal Justice Statistical Analysis Center -- Duties -- Information to be sent by Kentucky State Police, Administrative Office of the Courts, and Cabinet for Health and Family Services. <https://apps.legislature.ky.gov/law/statutes/statute.aspx?id=54083> retrieved 9/4/2024.

---

**CIVIL INTIMATE PARTNER VIOLENCE PROTECTION CASES:  
LINCOLN TRAIL AREA DEVELOPMENT DISTRICT  
DOMESTIC VIOLENCE AND INTERPERSONAL PROTECTION CASES FILED/DISPOSED CY18-23**

---

**Statistical Report 24\_RS8015**

The statistical report includes 36 pages with nine groups of four pages each. The first four pages include statistics related to the entire Lincoln Trail Area Development District. Each subsequent group of pages includes statistics limited to each county in the Lincoln Trail Area Development District as follows:

- **Breckinridge County:** Pages 5-8
- **Grayson County:** Pages 9-12
- **Hardin County:** Pages 13-16
- **Larue County:** Pages 17-20
- **Marion County:** Pages 21-24
- **Meade County:** Pages 25-28
- **Nelson County:** Pages 29-32
- **Washington County:** Pages 33-36

Within each series of four pages, the following statistics are presented:

**First Page: eEPO Authorization**

The first page in each series focuses on authorizations processed through the Electronic Emergency Protection Order (eEPO) application for cases filed CY 2018-2023. Among this application's functions is the tracking of initial decisions made by judges processing Domestic and Interpersonal Protection Petitions. This provides a straightforward overview of the same outcomes reflected on the second page and as reported in the 209A Report as *Petition Outcomes*. However, particularly among the older cases in this report, not all petitions are processed through the eEPO application. As such, the eEPO judicial authorization statistics provide an incomplete picture of the petition outcome process.

The bar chart at the top of the page presents percentages of eEPO Authorization among cases grouped by the year of Case Filing Date and eEPO Case Group. In addition to the Authorizations indicated for petitions in eEPO, the proportion of cases not processed through the eEPO application is also indicated. The table at the bottom of the page presents the number of cases grouped by eEPO Authorization / presence in the eEPO application, eEPO Case Group, and the year of Case Filing Date.

**Second Page: Petition Outcomes**

The second page in each series presents *Petition Outcomes* as reported in the 209A Report. The bar chart at the top of the page presents the percentage of each Petition Outcome for cases filed CY 2018-2023 grouped by the year of Case Filing Date and Case Type. The table at the bottom of the page presents counts of cases grouped by Petition Outcome, Case Type, and the Year of Case Filing Date.

**Third Page: Case Outcomes (Standard 209A Reporting)**

The third page in each series presents *Case Outcomes* as reported in the 209A Report. The bar chart at the top of the page presents the percentage of each Case Outcome for cases disposed CY 2018-2023 grouped by the year of Case Disposition Date and Case Type. The table at the bottom of the

## CIVIL INTIMATE PARTNER VIOLENCE PROTECTION CASES: LINCOLN TRAIL AREA DEVELOPMENT DISTRICT

DOMESTIC VIOLENCE AND INTERPERSONAL PROTECTION CASES FILED/DISPOSED CY18-23

### Statistical Report 24\_RS8015

page presents counts of cases grouped by Case Outcome, Case Type, and the Year of Case Disposition Date.

#### Fourth Page: Case Outcomes (Additional Details)

The fourth page in each series presents the same cases as are reported in the third page in each series, but instead of using *Case Outcomes* as reported in the 209A Report, Outcomes with additional details are included to provide more information about the underlying data elements used to classify cases by their outcomes. (See field definition below). The layout for the fourth page in the series is the same as the layout of the third page except *Case Outcome Details* is used in place of *Case Outcome*.

#### Statistical Analysis Considerations:

- These statistics represent a snapshot in time as of the dates the data was queried (9/4/2024).
- Counts represent distinct cases. A single party may be involved in one or more cases within a given period of time.
- Bar charts in this report do not include rows for Case Type / eEPO expunged cases and cases with unknown Case Type. These cases are included in the report's tables and the Grand Total rows of bar charts.

### Data Fields

Database	Data Variable	Description
CourtNet	Area Development Region	Groups of counties defined by KRS 147A.050 <sup>3</sup>
CourtNet	County	The county in which a case was filed.
CourtNet	Case Filing Date	The date the case was filed. Case Filing Date is reported using the Calendar Year (January 1 <sup>st</sup> through December 31 <sup>st</sup> ).
CourtNet	Case Disposition Date	The date a case was disposed. Case Disposition Date is reported using the Calendar Year.
CourtNet	Case Type	Cases are categorized into types so as to differentiate Domestic Violence from Interpersonal Protection. Case Type is defined by the Case Type Code as follows: <ul style="list-style-type: none"><li>• <b>Domestic:</b> Case Type <i>DV</i> (Domestic Violence) or <i>DDP</i> (Denied Domestic Petition).</li><li>• <b>Interpersonal:</b> Case Type <i>IP</i> (Interpersonal Protection) or <i>DIP</i> (Denied Interpersonal Protective Petition)</li></ul>

<sup>3</sup> Kentucky Revised Statutes 147A.050 <https://apps.legislature.ky.gov/law/statutes/statute.aspx?id=1652> accessed 4/20/2023.

# CIVIL INTIMATE PARTNER VIOLENCE PROTECTION CASES: LINCOLN TRAIL AREA DEVELOPMENT DISTRICT

DOMESTIC VIOLENCE AND INTERPERSONAL PROTECTION CASES FILED/DISPOSED CY18-23

Data Fields		
		<ul style="list-style-type: none"> <li>• <b>Expunged:</b> Case Type <i>EX</i> (Expunged). The expungement of a <i>D</i> case replaces the previous case type code. These cases are excluded from this report.</li> <li>• <b>Unknown:</b> Any Case Type Code not typically associated with <i>D</i> cases.</li> </ul>
eMaintenance	eEPO: Case Group	A classification roughly equivalent to Case Type but using the data elements available in eMaintenance rather than CourtNet. Cases with an authorization code of 1, 2, or 3 are classified as <i>Domestic</i> . Cases with an authorization code of 4, 5, or 6 are classified as <i>Interpersonal</i> . For cases not processed through the eEPO application, Case Type is used in place of eEPO: Case Group.
CourtNet	Petition Outcome	<p>The initial outcome of a DV/IP Petition, identified as follows:</p> <ul style="list-style-type: none"> <li>• <b>Denied:</b> The petition is denied without the issuance of an emergency order, temporary order, or summons. Case Type <i>DDP</i> or <i>DIP</i> and/or Case Disposition Code <i>DVD</i> (Domestic Violence Denied) or <i>IPD</i> (Interpersonal Protective Order Denied).</li> <li>• <b>Emergency / Temporary Order:</b> The petition is accepted and an emergency or temporary order is issued. Case Type <i>DV</i> or <i>IP</i> with at least one <i>OEP</i> or <i>TIPO</i> document present in the case.</li> <li>• <b>Summons Only:</b> The petition is accepted and a summons is issued without any emergency or temporary order. Case Type <i>DV</i> or <i>IP</i> without any <i>OEP</i> or <i>TIPO</i> documents.</li> </ul>
eMaintenance	eEPO: Authorization	<p>The outcomes described for <i>Petition Outcome</i> as captured by the eEPO application:</p> <ul style="list-style-type: none"> <li>• <b>Petition Denied:</b> Authorization Codes 3 and 6.</li> <li>• <b>Emergency / Temporary Order:</b> Authorization Codes 1 and 4.</li> <li>• <b>Summons Only:</b> Authorization Codes 2 and 5.</li> <li>• <b>Case Not Processed in eEPO:</b> A case present in the CourtNet database that is not present in the eMaintenance database.</li> </ul>
	Case Outcome	<p>The final outcome of the case:</p> <ul style="list-style-type: none"> <li>• <b>Denied:</b> The petition is denied as described above. Case Type <i>DDP</i> or <i>DIP</i> and/or Case Disposition Code <i>DVD</i> (Domestic Violence Denied) or <i>IPD</i> (Interpersonal Protective Order Denied).</li> </ul>

# CIVIL INTIMATE PARTNER VIOLENCE PROTECTION CASES: LINCOLN TRAIL AREA DEVELOPMENT DISTRICT

DOMESTIC VIOLENCE AND INTERPERSONAL PROTECTION CASES FILED/DISPOSED CY18-23

Data Fields		
		<ul style="list-style-type: none"> <li>• <b>Dismissed:</b> The petition was accepted and the case was ultimately dismissed or an order denying protection was issued. Case Disposition Codes <i>DIS</i> (Dismissed), <i>DLP</i> (Dismissed: 77:02<sup>4</sup>), <i>DBT</i> (Dismissed Before Trial), or <i>SBT</i> (Settled Before Trial); or Case Disposition Code <i>JCT</i> (Judgment: Court Trial) in conjunction with at least one <i>ODVD</i> or <i>ODIS</i> document.</li> <li>• <b>Transferred:</b> The case was transferred to another county before reaching disposition. Case Disposition Code <i>TRF</i> (Transferred).</li> <li>• <b>Order Not Served:</b> A judicial order of protection was issued but not served and the petitioner dropped the petition. Case Disposition Code <i>RUPO</i> (Rescind Unserved Protection Order).</li> <li>• <b>Order Granted:</b> A judicial order granting protection was issued. Cases not identified by any of the categories above that include at least one <i>ODV</i> or <i>IPO</i> document.</li> <li>• <b>Other:</b> Any other <i>D</i> case. These most frequently are those that include Case Disposition Code <i>OTH</i> and do not have any of the documents mentioned in the other outcome categories.</li> </ul>
	Case Outcome Details	<p>The same outcomes as reported as <i>Case Outcome</i> but with additional details provided about the underlying data elements for the categories of <i>Denied</i> and <i>Dismissed</i> as follows:</p> <p><b>Denied:</b></p> <ul style="list-style-type: none"> <li>• <i>Denied per Case Type Code:</i> The case is identified as <i>Denied</i> by use of Case Type Code <i>DDP</i> (Denied Domestic Petition) or <i>DIP IPD</i> (Interpersonal Protective Order Denied).</li> <li>• <i>Denied per Case Disposition Code:</i> The case is identified as <i>Denied</i> by use of Case Disposition Code <i>DVD</i> (Domestic Violence Denied) or <i>IPD</i> (Interpersonal Protective Order Denied).</li> </ul> <p>Case Type Code <i>DDP</i> and Case Disposition Code <i>DVD</i> are intended to be used exclusively in combination with one another when a Domestic petition is denied, and Case</p>

<sup>4</sup> Dismissal for lack of prosecution, Rules of Civil Proc., Rule 77.02

# CIVIL INTIMATE PARTNER VIOLENCE PROTECTION CASES: LINCOLN TRAIL AREA DEVELOPMENT DISTRICT

DOMESTIC VIOLENCE AND INTERPERSONAL PROTECTION CASES FILED/DISPOSED CY18-23

## Data Fields

Type Code *DIP* and Case Disposition Code *IPD* are intended to be used exclusively in combination with one another when an Interpersonal petition is denied. However, this logic is not enforced in the KYCourts case management system or the CourtNet database and the *Case Outcomes Details* value *Denied per Case Disposition Code* identifies cases in which the Disposition Code is used without the equivalent Case Type Code being used. In some counties, these likely represent situations more typically associated with *Case Outcome: Dismissed*, in which a petition is accepted and the case is later dismissed or an order denying protection was issued.

### Dismissed:

- *Dismissed per JCT with ODVD or ODIS*: The case is identified as *Dismissed* by use of Case Disposition Code *JCT* (Judgment: Court Trial) in conjunction with at least one *ODVD* or *ODIS* document. In some counties, this combination of data elements is used to differentiate cases in which there is a judicial order denying protection from those cases dismissed before going to trial. However, this data entry practice is contrary to the instructions provided in the Kentucky Circuit Court Clerks' Manual<sup>5</sup>.
- *Dismissed per Case Disposition Code*: The case is identified as *Dismissed* by use of Case Disposition Codes *DIS* (Dismissed), *DLP* (Dismissed: 77:02), *DBT* (Dismissed Before Trial), or *SBT* (Settled Before Trial). The Clerks' Manual prescribes the use of Case Type Code *DIS* (Dismissed) in cases in which a judicial order is issued denying protection. The manual is silent as to the specific code that should be used when a *D* case is dismissed before trial. While Disposition Code *DBT* is used to indicate some of these cases, many others use Disposition Code *DIS* (Dismissed).

Since the Case Disposition Code *DIS* is used both for cases with judicial orders denying protection and cases

<sup>5</sup> Kentucky Circuit Court Clerks' Manual, <https://www.kycourts.gov/Courts/County-Information/Documents/ClerksManual.pdf> retrieved 9/4/2024.

---

**CIVIL INTIMATE PARTNER VIOLENCE PROTECTION CASES:  
LINCOLN TRAIL AREA DEVELOPMENT DISTRICT**

**DOMESTIC VIOLENCE AND INTERPERSONAL PROTECTION CASES FILED/DISPOSED CY18-23**

---

**Data Fields**

		that are dismissed before going to trial, the 209A Report combines both situations into the category <i>Dismissed</i> .
--	--	---

**Disclaimer Associated with KCOJ/AOC Database(s) and Element(s)**

**RESEARCH AND STATISTICS DISCLAIMER FOR COURTNET**

Information received from KYCourts/CourtNet is subject to change(s), reprogramming, modification(s) of format and availability at the direction of the Administrative Office of the Courts (AOC) and may not at any particular moment reflect the true status of court cases due to ordinary limitation(s), delay(s) or error(s) in the system's operation. The KYCourts/CourtNet database is not a real-time system. All datasets are a snapshot of case data at the time a query is run. Case counts are not counts of individuals as some persons may have multiple cases.

The AOC disclaims any warranties as to the validity of the information obtained from KYCourts/CourtNet. The recipient is solely responsible for verifying information received from KYCourts/CourtNet through the cross-referencing of official court records. The AOC shall not be liable to the recipient, or to any third party using the system or information obtained therefrom, for any damages whatsoever arising out of the use of KYCourts/CourtNet.

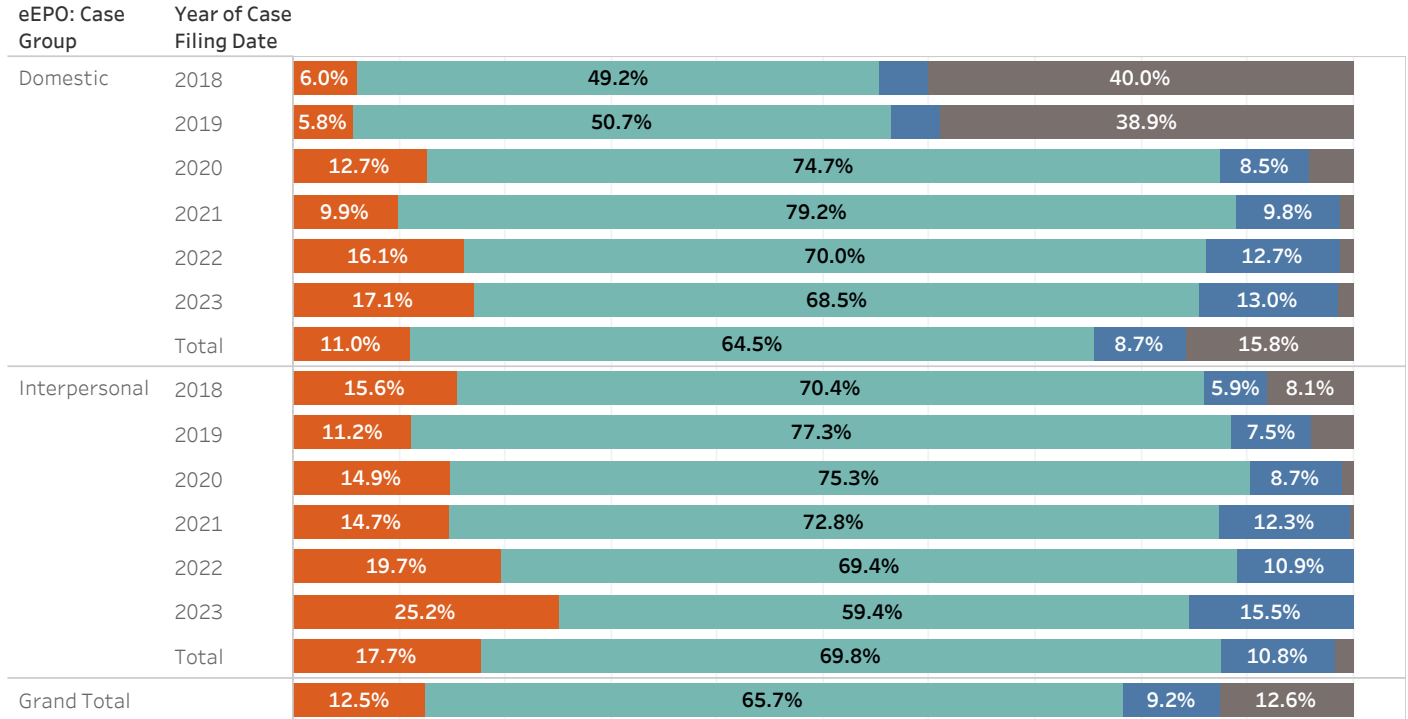


ADMINISTRATIVE OFFICE OF THE COURTS  
Research and Statistics

24\_RS015

Civil Intimate Partner Violence Protection Cases: Lincoln Trail Area Development District  
Domestic Violence and Interpersonal Protection Cases Filed CY 2018-2023

eEPO Authorization: Lincoln Trail Area Development District



eEPO: Authorization

Petition Denied

Summons Only

Emergency/Temporary Protective Order

Case Not Processed in eEPO

		Case Filing Date						Total
eEPO: Authorization	eEPO: Case Group	2018	2019	2020	2021	2022	2023	
Petition Denied	Domestic	100	94	173	136	231	247	981
	Interpersonal	50	42	55	68	108	148	471
	Total	150	136	228	204	339	395	1,452
Emergency/ Temporary Protective Order	Domestic	817	825	1,020	1,091	1,005	992	5,750
	Interpersonal	226	289	278	337	381	349	1,860
	Total	1,043	1,114	1,298	1,428	1,386	1,341	7,610
Summons Only	Domestic	78	75	116	135	182	188	774
	Interpersonal	19	28	32	57	60	91	287
	Total	97	103	148	192	242	279	1,061
Case Not Processed in eEPO	Domestic	664	634	56	16	17	21	1,408
	Interpersonal	26	15	4	1			46
	Expunged	1						1
	Total	691	649	60	17	17	21	1,455
Grand Total		1,981	2,002	1,734	1,841	1,984	2,036	11,578

Statistical Analysis Considerations

\* Data provided from the CourtNet database and eMaintenance database.

\* Rows are not shown in the visual above for eEPO Case Groups reflecting expunged cases and cases with unknown Case Type that are not processed in the Electronic Emergency Protection Order (eEPO) application. These cases are included in the Grand Total row and are included in the table on this page.

\* Counts represent distinct cases. A given party may be involved in more than one case within a period of time.

Run Date:

9/4/2024

Page 1 of 36



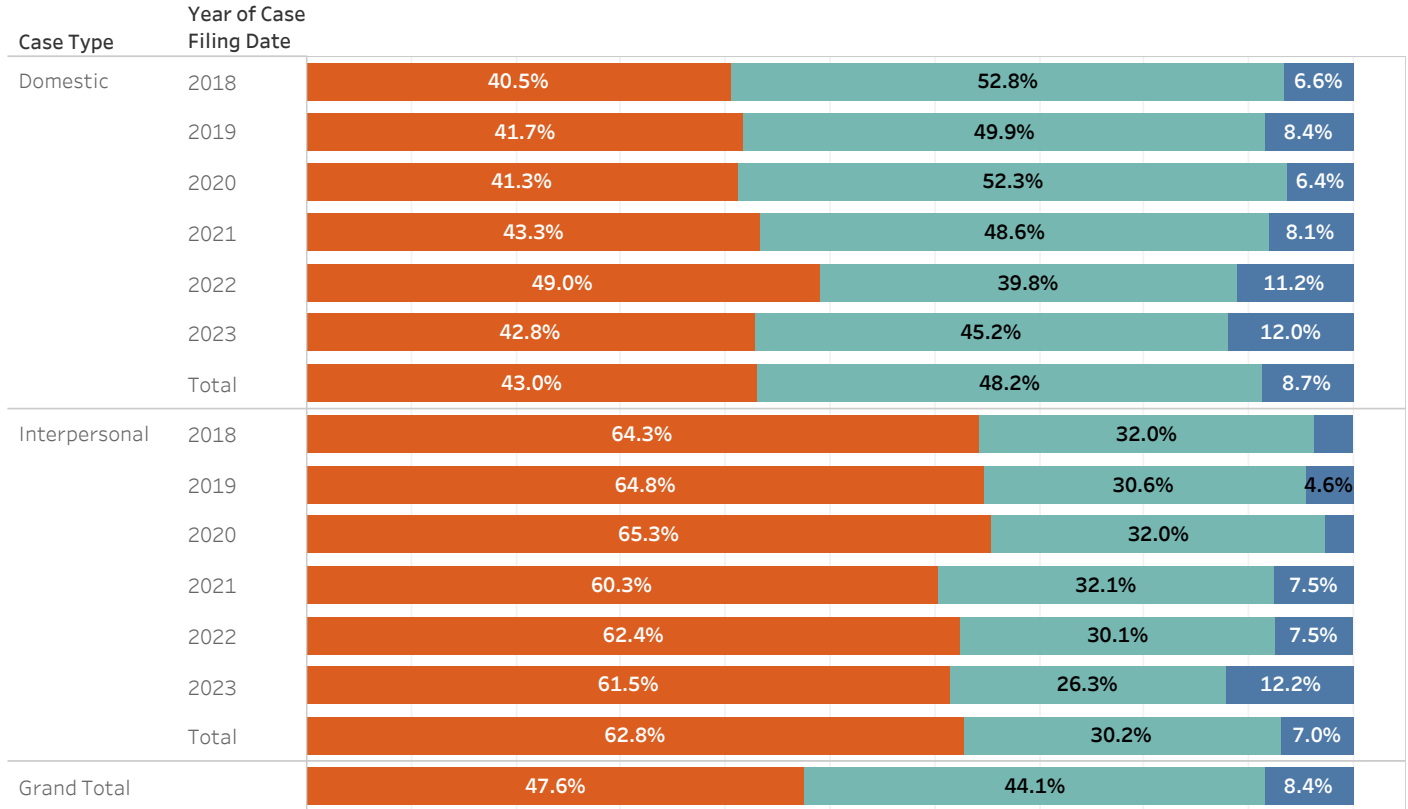


ADMINISTRATIVE OFFICE OF THE COURTS  
Research and Statistics

24\_RS015

Civil Intimate Partner Violence Protection Cases: Lincoln Trail Area Development District  
Domestic Violence and Interpersonal Protection Cases Filed CY 2018-2023

Petition Outcome: Lincoln Trail Area Development District



Petition Outcome

Denied

Emergency / Temporary Order

Summons Only

		Case Filing Date						
Petition Outcome	Case Type	2018	2019	2020	2021	2022	2023	Total
Denied	Domestic	672	678	562	596	701	618	3,827
	Interpersonal	205	241	241	280	340	362	1,669
	Expunged	2	2	2	1	4	1	12
	Total	879	921	805	877	1,045	981	5,508
Emergency / Temporary Order	Domestic	876	812	713	668	570	652	4,291
	Interpersonal	102	114	118	149	164	155	802
	Expunged	1	2	1		3	1	8
	Total	979	928	832	817	737	808	5,101
Summons Only	Domestic	110	136	87	111	160	174	778
	Interpersonal	12	17	10	35	41	72	187
	Expunged	1			1	1	1	4
	Total	123	153	97	147	202	247	969
Grand Total		1,981	2,002	1,734	1,841	1,984	2,036	11,578

Statistical Analysis Considerations

\* Data provided from the CourtNet database and eMaintenance database.

\* Rows are not shown for Case Types Expunged and Unknown in the visualization above. These cases are included in the Grand Total row and in the table on this page.

\* Counts represent distinct cases. A given party may be involved in more than one case within a period of time.

Run Date:

9/4/2024

Page 2 of 36

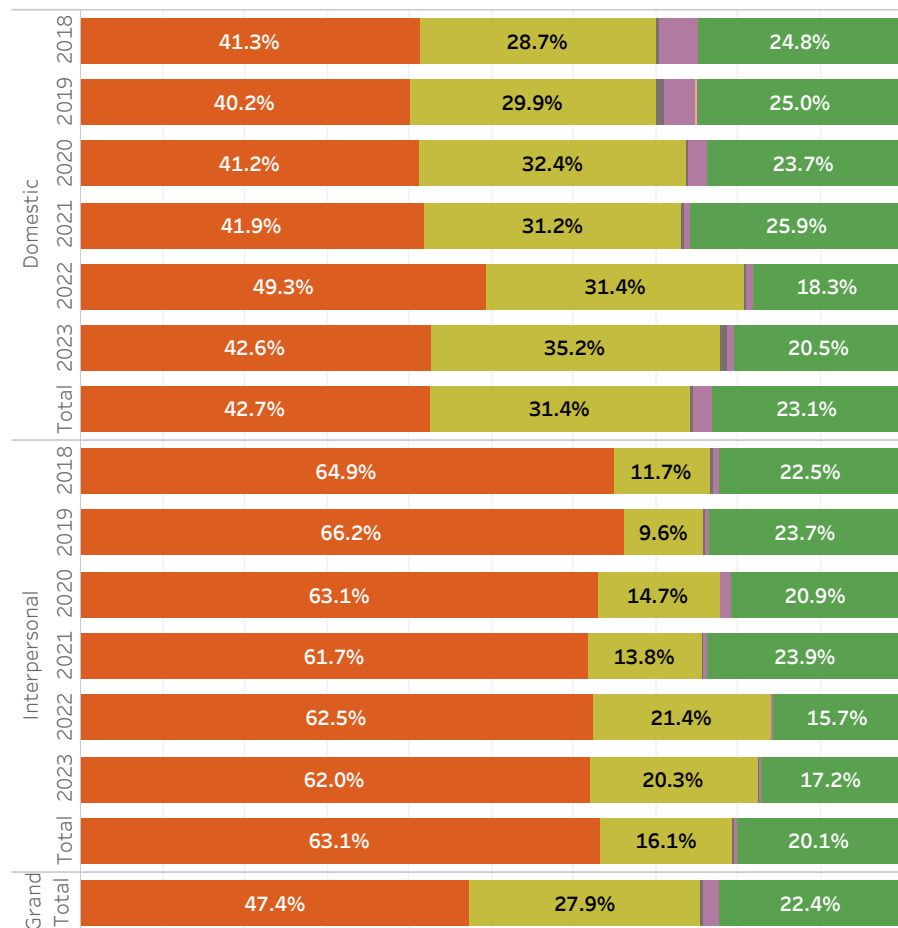


ADMINISTRATIVE OFFICE OF THE COURTS  
Research and Statistics

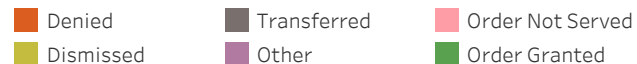
24\_RS8015

Civil Intimate Partner Violence Protection Cases: Lincoln Trail Area Development District  
Domestic Violence and Interpersonal Protection Cases Disposed CY 2018-2023

Case Outcome (Standard 209A Reporting): Lincoln Trail Area Development District



Case Outcome



Statistical Analysis Considerations

\* Data provided from the CourtNet database and eMaintenance database.

\* Rows are not shown for Case Types Expunged and Unknown in the visualization above. These cases are included in the Grand Total row and in the table on this page.

\* Counts represent distinct cases. A given party may be involved in more than one case within a period of time.

		Case Disposition Date						
Case Outcome	Case Type	2018	2019	2020	2021	2022	2023	Total
Denied	Domestic	672	671	559	564	733	620	3,819
	Interpersonal	211	235	236	282	350	354	1,668
	Expunged	2	1	3	1	2	2	11
	Total	885	907	798	847	1,085	976	5,498
Dismissed	Domestic	466	500	440	420	467	512	2,805
	Interpersonal	38	34	55	63	120	116	426
	Expunged	2	2		1	3	2	10
	Total	506	536	495	484	590	630	3,241
Transferred	Domestic	6	15	4	5	4	13	47
	Interpersonal	1	1		1		2	5
	Total	7	16	4	6	4	15	52
Other	Domestic	78	62	30	8	10	12	200
	Interpersonal	2	1	5	2	2	1	13
	Expunged					1		1
	Total	80	63	35	10	13	13	214
Order Not Served	Domestic		4	1				5
	Total		4	1				5
Order Granted	Domestic	404	418	322	349	272	299	2,064
	Interpersonal	73	84	78	109	88	98	530
	Expunged					1		1
	Total	477	502	400	458	361	397	2,595
Grand Total		1,955	2,028	1,733	1,805	2,053	2,031	11,605

Run Date:

9/4/2024

Page 3 of 36

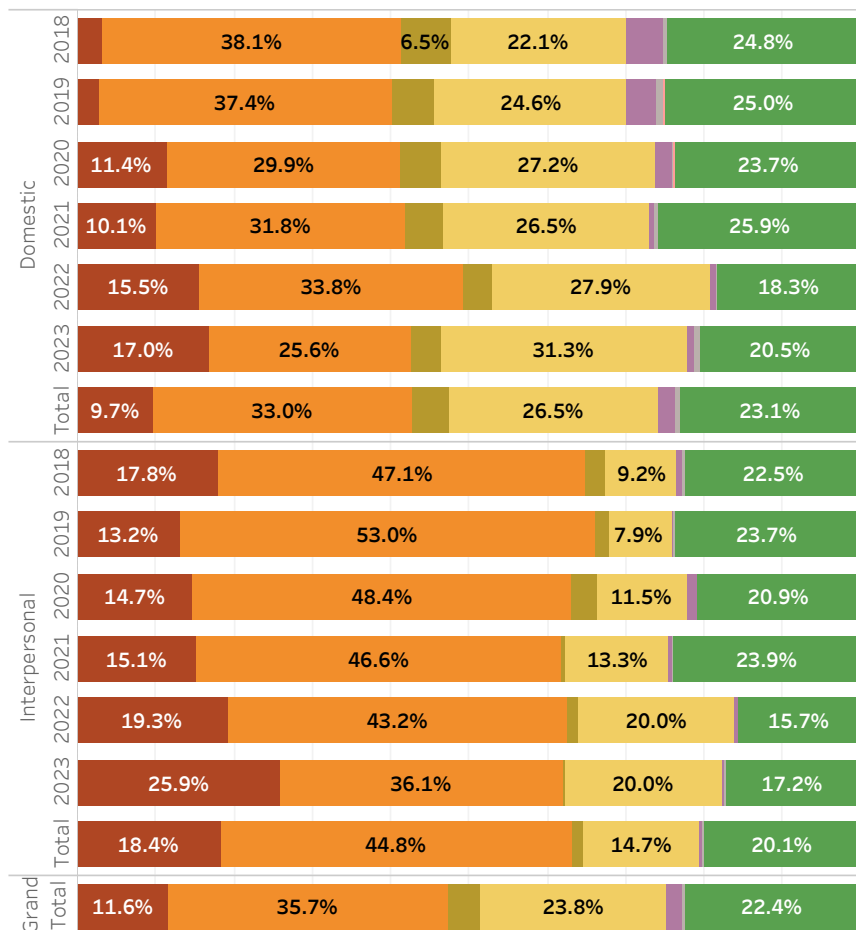


ADMINISTRATIVE OFFICE OF THE COURTS  
Research and Statistics

24\_RS8015

Civil Intimate Partner Violence Protection Cases: Lincoln Trail Area Development District  
Domestic Violence and Interpersonal Protection Cases Disposed CY 2018-2023

Case Outcome (Additional Details): Lincoln Trail Area Development District



Case Outcome Details		Case Disposition Date						
		2018	2019	2020	2021	2022	2023	Total
Denied per Case Type Code	Domestic	52	46	154	136	231	247	866
	Interpersonal	58	47	55	69	108	148	485
	Total	110	93	209	205	339	395	1,351
Denied per Case Disposition Code	Domestic	620	625	405	428	502	373	2,953
	Interpersonal	153	188	181	213	242	206	1,183
	Expunged	2	1	3	1	2	2	11
Total		775	814	589	642	746	581	4,147
Dismissed per JCT with ODVD or ODIS	Domestic	106	90	71	63	53	56	439
	Interpersonal	8	6	12	2	8	2	38
	Total	114	96	83	65	61	58	477
Dismissed per Case Disposition Code	Domestic	360	410	369	357	414	456	2,366
	Interpersonal	30	28	43	61	112	114	388
	Expunged	2	2		1	3	2	10
Total		392	440	412	419	529	572	2,764
Transferred	Domestic	6	15	4	5	4	13	47
	Interpersonal	1	1		1		2	5
	Total	7	16	4	6	4	15	52
Other	Domestic	78	62	30	8	10	12	200
	Interpersonal	2	1	5	2	2	1	13
	Expunged					1		1
Total		80	63	35	10	13	13	214
Order Not Served	Domestic		4	1				5
	Total		4	1				5
Order Granted	Domestic	404	418	322	349	272	299	2,064
	Interpersonal	73	84	78	109	88	98	530
	Expunged					1		1
Total		477	502	400	458	361	397	2,595
Grand Total		1,955	2,028	1,733	1,805	2,053	2,031	11,605

Case Outcome Details

Denied per Case Type Code	Dismissed per JCT with ODVD or ODIS	Other	Order Not Served
Denied per Case Disposition Code	Dismissed per Case Disposition Code	Transferred	Order Granted

Statistical Analysis Considerations

\* Data provided from the CourtNet database and eMaintenance database.

\* Rows are not shown for Case Types Expunged and Unknown in the visualization above. These cases are included in the Grand Total row and in the table on this page.

\* Counts represent distinct cases. A given party may be involved in more than one case within a period of time.

Run Date:

9/4/2024

Page 4 of 36

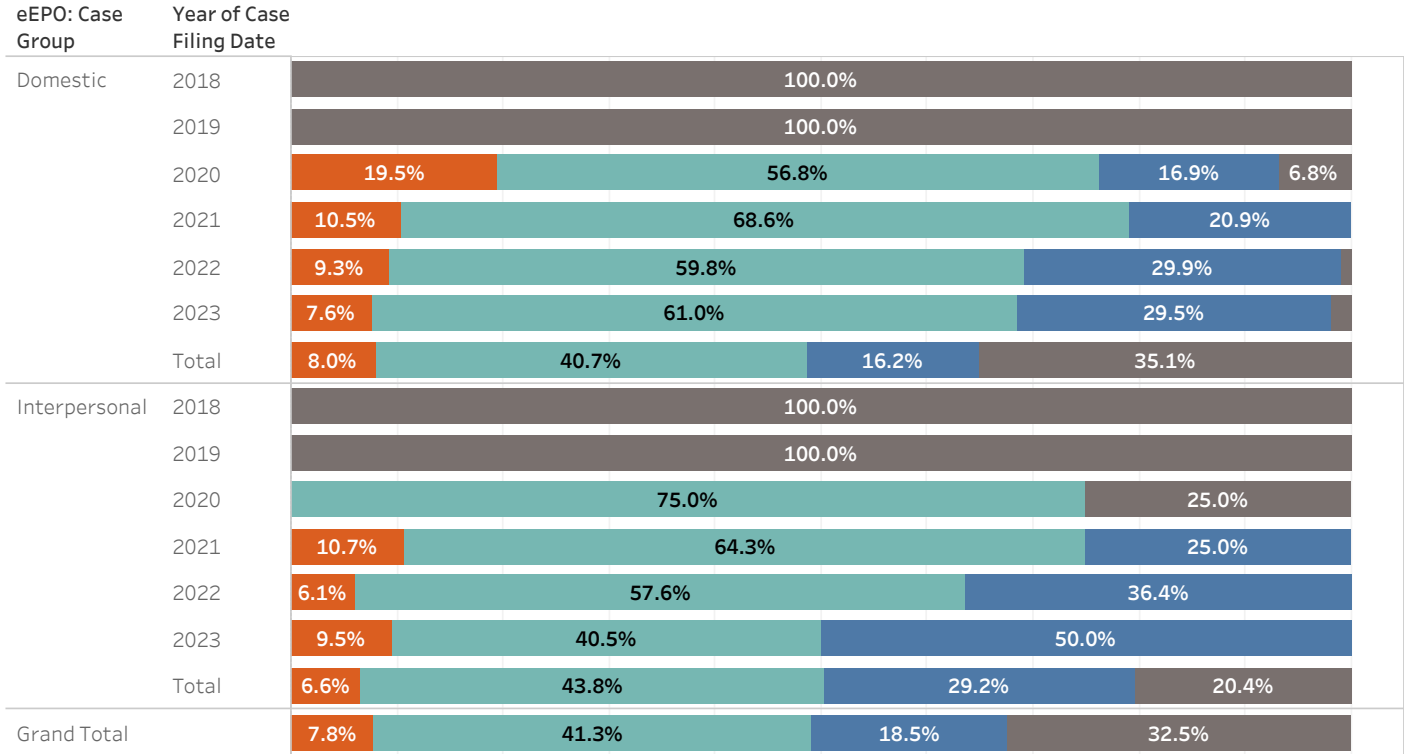


ADMINISTRATIVE OFFICE OF THE COURTS  
Research and Statistics

24\_RS8015

Civil Intimate Partner Violence Protection Cases: Lincoln Trail Area Development District  
Domestic Violence and Interpersonal Protection Cases Filed CY 2018-2023

eEPO Authorization: BRECKINRIDGE COUNTY



eEPO: Authorization

Petition Denied

Summons Only

Emergency/Temporary Protective Order

Case Not Processed in eEPO

		Case Filing Date						Total
eEPO: Authorization	eEPO: Case Group	2018	2019	2020	2021	2022	2023	
Petition Denied	Domestic			23	9	10	8	50
	Interpersonal				3	2	4	9
	Total			23	12	12	12	59
Emergency/ Temporary Protective Order	Domestic			67	59	64	64	254
	Interpersonal			6	18	19	17	60
	Total			73	77	83	81	314
Summons Only	Domestic			20	18	32	31	101
	Interpersonal				7	12	21	40
	Total			20	25	44	52	141
Case Not Processed in eEPO	Domestic	114	94	8		1	2	219
	Interpersonal	14	12	2				28
	Total	128	106	10		1	2	247
Grand Total		128	106	126	114	140	147	761

Statistical Analysis Considerations

\* Data provided from the CourtNet database and eMaintenance database.

\* Rows are not shown in the visual above for eEPO Case Groups reflecting expunged cases and cases with unknown Case Type that are not processed in the Electronic Emergency Protection Order (eEPO) application. These cases are included in the Grand Total row and are included in the table on this page.

\* Counts represent distinct cases. A given party may be involved in more than one case within a period of time.

Run Date:

9/4/2024

Page 5 of 36

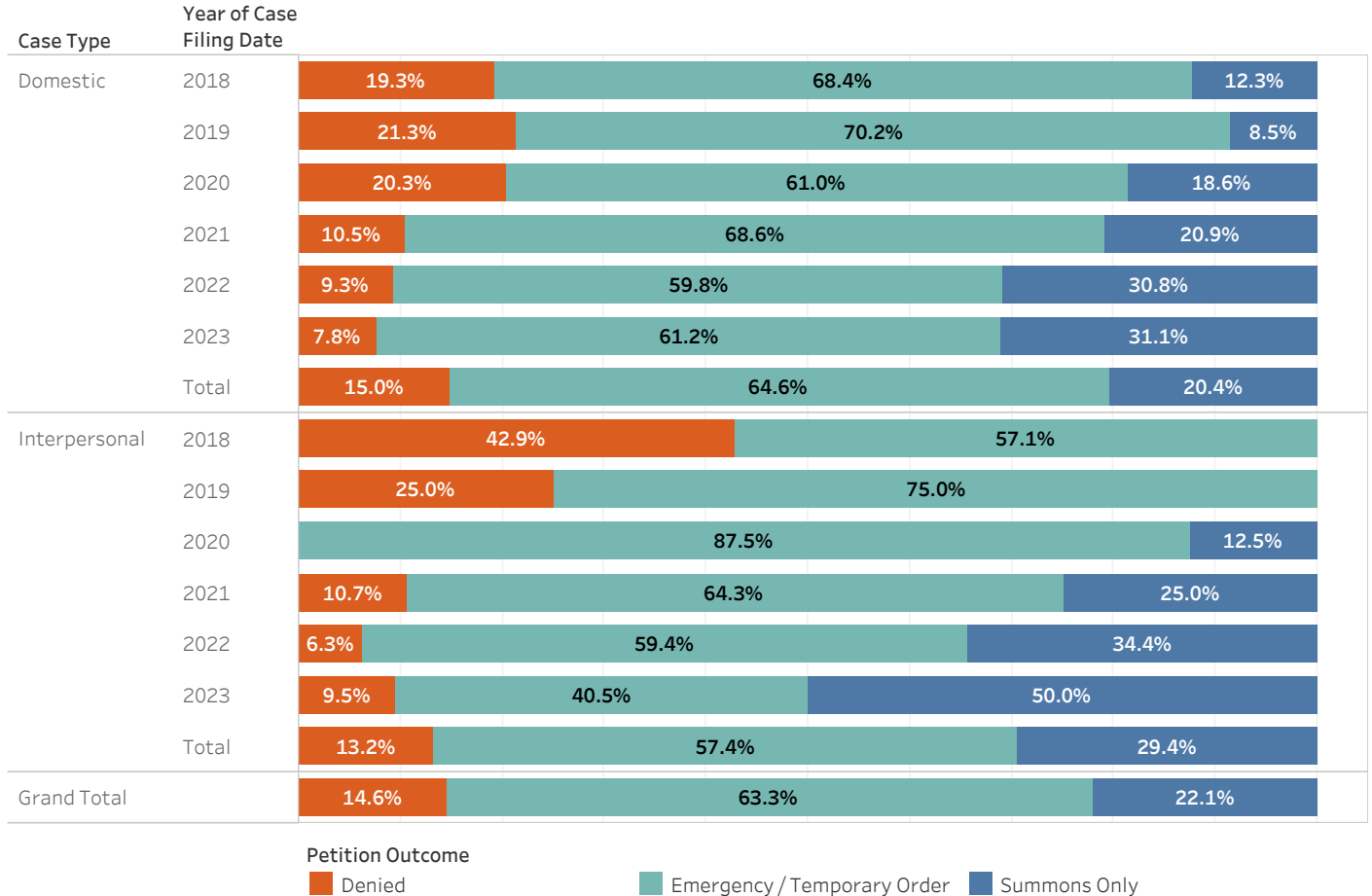


ADMINISTRATIVE OFFICE OF THE COURTS  
Research and Statistics

24\_RS8015

Civil Intimate Partner Violence Protection Cases: Lincoln Trail Area Development District  
Domestic Violence and Interpersonal Protection Cases Filed CY 2018-2023

Petition Outcome: BRECKINRIDGE COUNTY



		Case Filing Date						
Petition Outcome	Case Type	2018	2019	2020	2021	2022	2023	Total
Denied	Domestic	22	20	24	9	10	8	93
	Interpersonal	6	3		3	2	4	18
	Total	28	23	24	12	12	12	111
Emergency / Temporary Order	Domestic	78	66	72	59	64	63	402
	Interpersonal	8	9	7	18	19	17	78
	Expunged					1	1	2
	Total	86	75	79	77	84	81	482
Summons Only	Domestic	14	8	22	18	33	32	127
	Interpersonal			1	7	11	21	40
	Expunged						1	1
	Total	14	8	23	25	44	54	168
Grand Total		128	106	126	114	140	147	761

Statistical Analysis Considerations

\* Data provided from the CourtNet database and eMaintenance database.

\* Rows are not shown for Case Types Expunged and Unknown in the visualization above. These cases are included in the Grand Total row and in the table on this page.

\* Counts represent distinct cases. A given party may be involved in more than one case within a period of time.

Run Date:  
9/4/2024  
Page 6 of 36

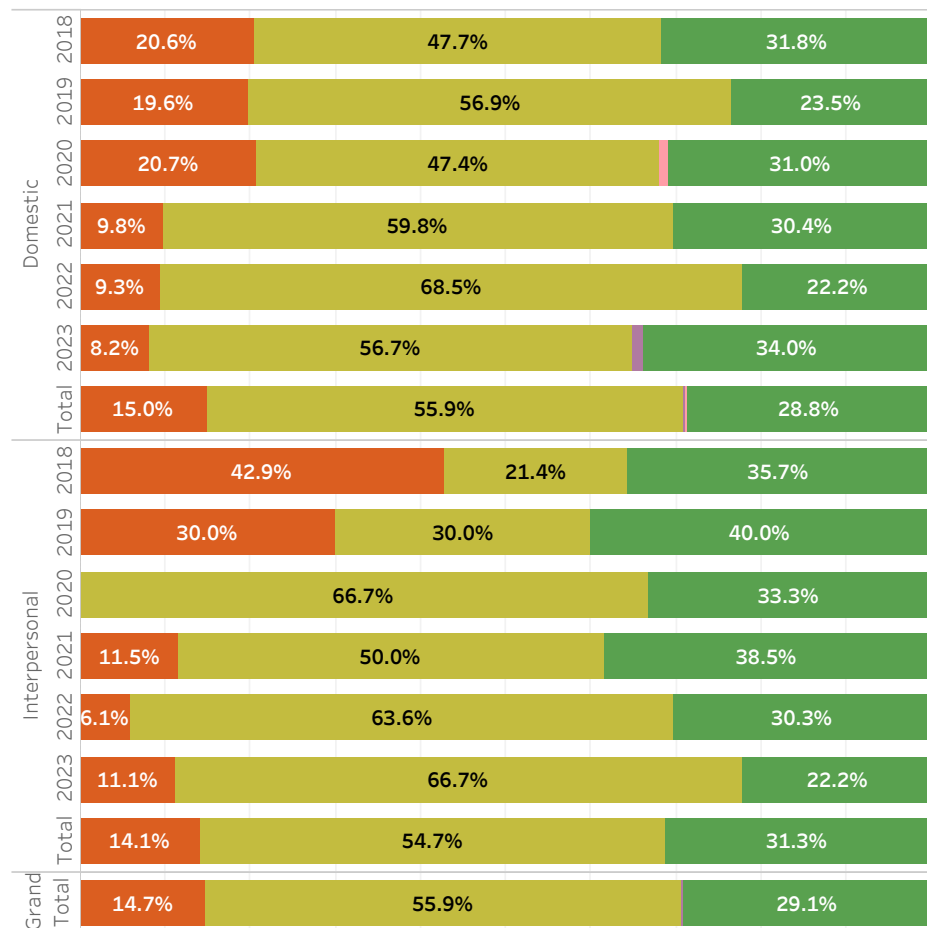


ADMINISTRATIVE OFFICE OF THE COURTS  
Research and Statistics

24\_RS8015

Civil Intimate Partner Violence Protection Cases: Lincoln Trail Area Development District  
Domestic Violence and Interpersonal Protection Cases Disposed CY 2018-2023

Case Outcome (Standard 209A Reporting): BRECKINRIDGE COUNTY



Case Outcome

Denied Dismissed Other Order Granted Order Not Served

		Case Disposition Date						
Case Outcome	Case Type	2018	2019	2020	2021	2022	2023	Total
Denied	Domestic	22	20	24	9	10	8	93
	Interpersonal	6	3		3	2	4	18
	Total	28	23	24	12	12	12	111
Dismissed	Domestic	51	58	55	55	74	55	348
	Interpersonal	3	3	6	13	21	24	70
	Expunged					1	2	3
	Total	54	61	61	68	96	81	421
Other	Domestic						1	1
	Total						1	1
Order Not Served	Domestic			1				1
	Total			1				1
Order Granted	Domestic	34	24	36	28	24	33	179
	Interpersonal	5	4	3	10	10	8	40
	Total	39	28	39	38	34	41	219
Grand Total		121	112	125	118	142	135	753

Statistical Analysis Considerations

\* Data provided from the CourtNet database and eMaintenance database.

\* Rows are not shown for Case Types Expunged and Unknown in the visualization above. These cases are included in the Grand Total row and in the table on this page.

\* Counts represent distinct cases. A given party may be involved in more than one case within a period of time.

Run Date:

9/4/2024

Page 7 of 36

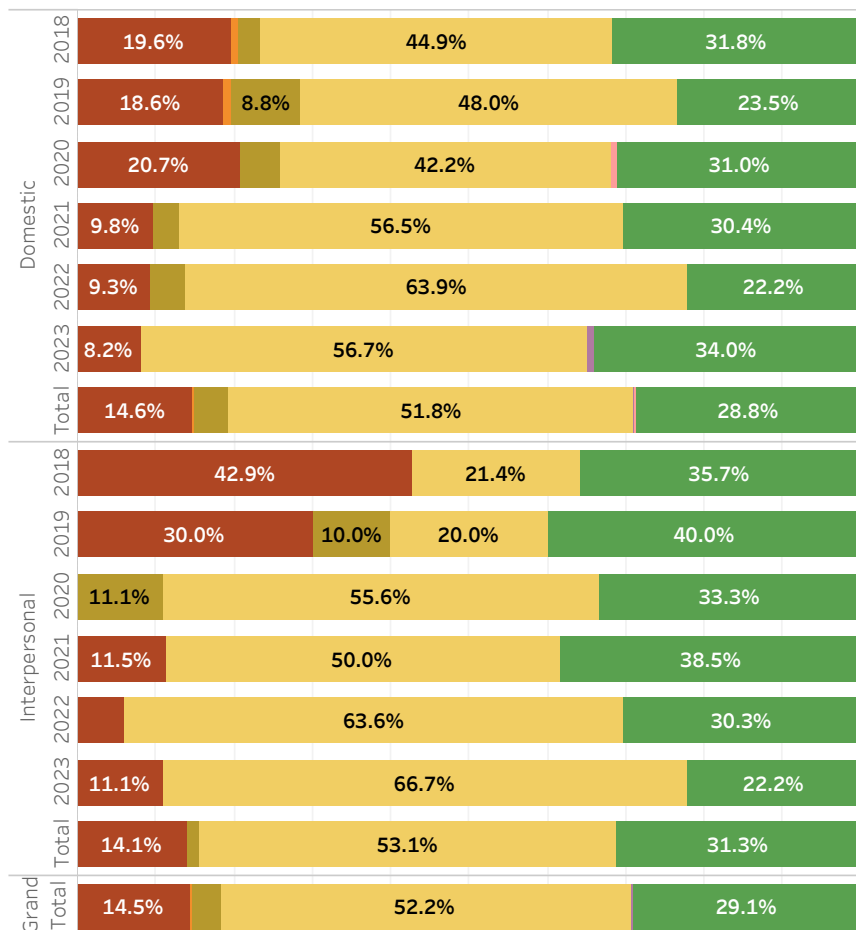


ADMINISTRATIVE OFFICE OF THE COURTS  
Research and Statistics

24\_RS8015

Civil Intimate Partner Violence Protection Cases: Lincoln Trail Area Development District  
Domestic Violence and Interpersonal Protection Cases Disposed CY 2018-2023

Case Outcome (Additional Details): BRECKINRIDGE COUNTY



Case Outcome Details		Case Disposition Date							Total
		2018	2019	2020	2021	2022	2023		
Denied per Case Type Code	Domestic	21	19	24	9	10	8	91	
	Interpersonal	6	3		3	2	4	18	
	Total	27	22	24	12	12	12	109	
Denied per Case Disposition Code	Domestic	1	1					2	
	Total	1	1					2	
Dismissed per JCT with ODVD or ODIS	Domestic	3	9	6	3	5		26	
	Interpersonal		1	1				2	
	Total	3	10	7	3	5		28	
Dismissed per Case Disposition Code	Domestic	48	49	49	52	69	55	322	
	Interpersonal	3	2	5	13	21	24	68	
	Expunged					1	2	3	
	Total	51	51	54	65	91	81	393	
Other	Domestic						1	1	
	Total						1	1	
Order Not Served	Domestic			1				1	
	Total			1				1	
Order Granted	Domestic	34	24	36	28	24	33	179	
	Interpersonal	5	4	3	10	10	8	40	
	Total	39	28	39	38	34	41	219	
Grand Total		121	112	125	118	142	135	753	

Case Outcome Details

Denied per Case Type Code    Dismissed per JCT with ODVD or ODIS    Other  
Denied per Case Disposition Code    Dismissed per Case Disposition Code    Order Not Served

Statistical Analysis Considerations

\* Data provided from the CourtNet database and eMaintenance database.

\* Rows are not shown for Case Types Expunged and Unknown in the visualization above. These cases are included in the Grand Total row and in the table on this page.

\* Counts represent distinct cases. A given party may be involved in more than one case within a period of time.

Run Date:  
9/4/2024  
Page 8 of 36

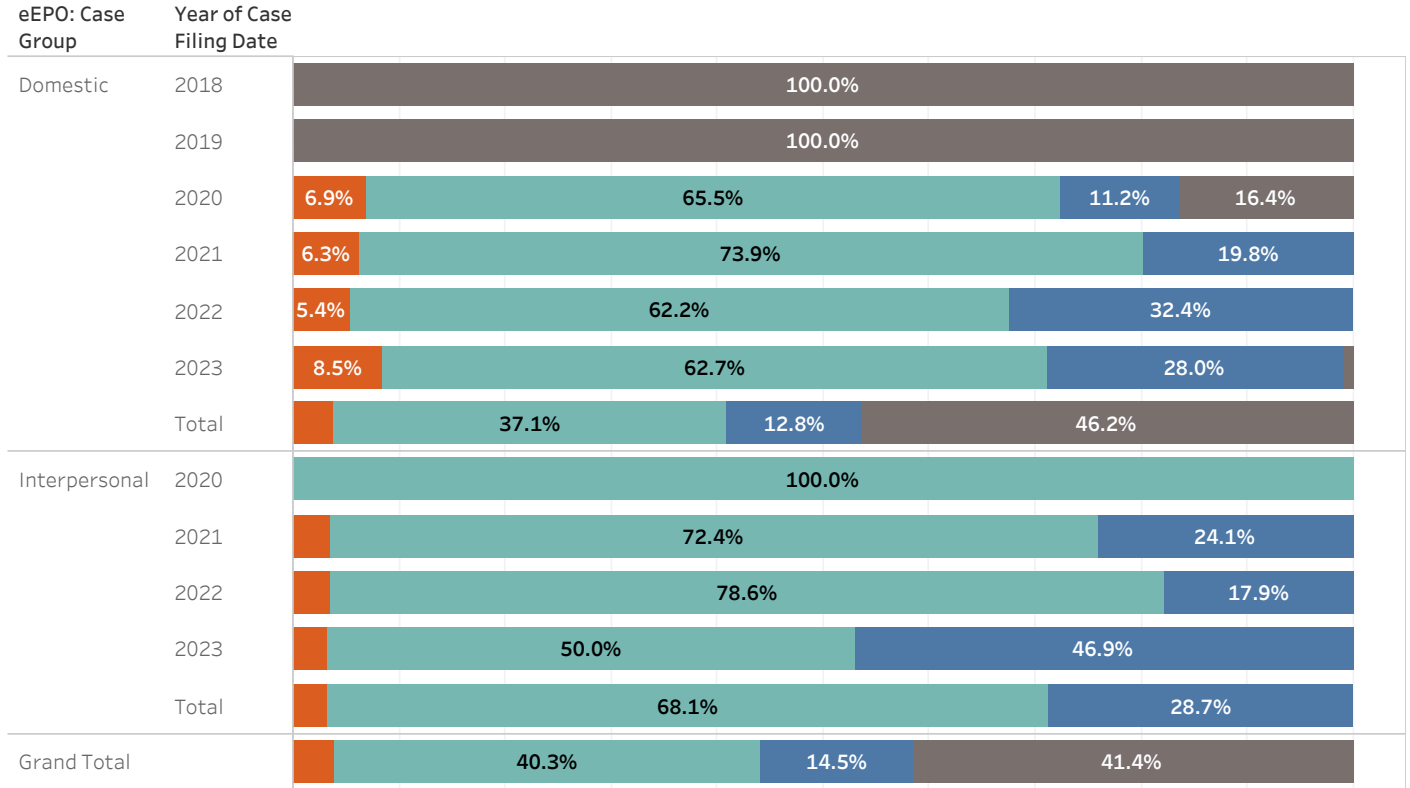


ADMINISTRATIVE OFFICE OF THE COURTS  
Research and Statistics

24\_RS8015

Civil Intimate Partner Violence Protection Cases: Lincoln Trail Area Development District  
Domestic Violence and Interpersonal Protection Cases Filed CY 2018-2023

eEPO Authorization: GRAYSON COUNTY



eEPO: Authorization

Petition Denied

Summons Only

Emergency/Temporary Protective Order

Case Not Processed in eEPO

		Case Filing Date						Total
eEPO: Authorization	eEPO: Case Group	2018	2019	2020	2021	2022	2023	
Petition Denied	Domestic			8	7	6	10	31
	Interpersonal				1	1	1	3
	Total			8	8	7	11	34
Emergency/ Temporary Protective Order	Domestic			76	82	69	74	301
	Interpersonal			5	21	22	16	64
	Total			81	103	91	90	365
Summons Only	Domestic			13	22	36	33	104
	Interpersonal				7	5	15	27
	Total			13	29	41	48	131
Case Not Processed in eEPO	Domestic	171	184	19			1	375
	Total	171	184	19			1	375
Grand Total		171	184	121	140	139	150	905

Statistical Analysis Considerations

\* Data provided from the CourtNet database and eMaintenance database.

\* Rows are not shown in the visual above for eEPO Case Groups reflecting expunged cases and cases with unknown Case Type that are not processed in the Electronic Emergency Protection Order (eEPO) application. These cases are included in the Grand Total row and are included in the table on this page.

\* Counts represent distinct cases. A given party may be involved in more than one case within a period of time.

Run Date:

9/4/2024

Page 9 of 36



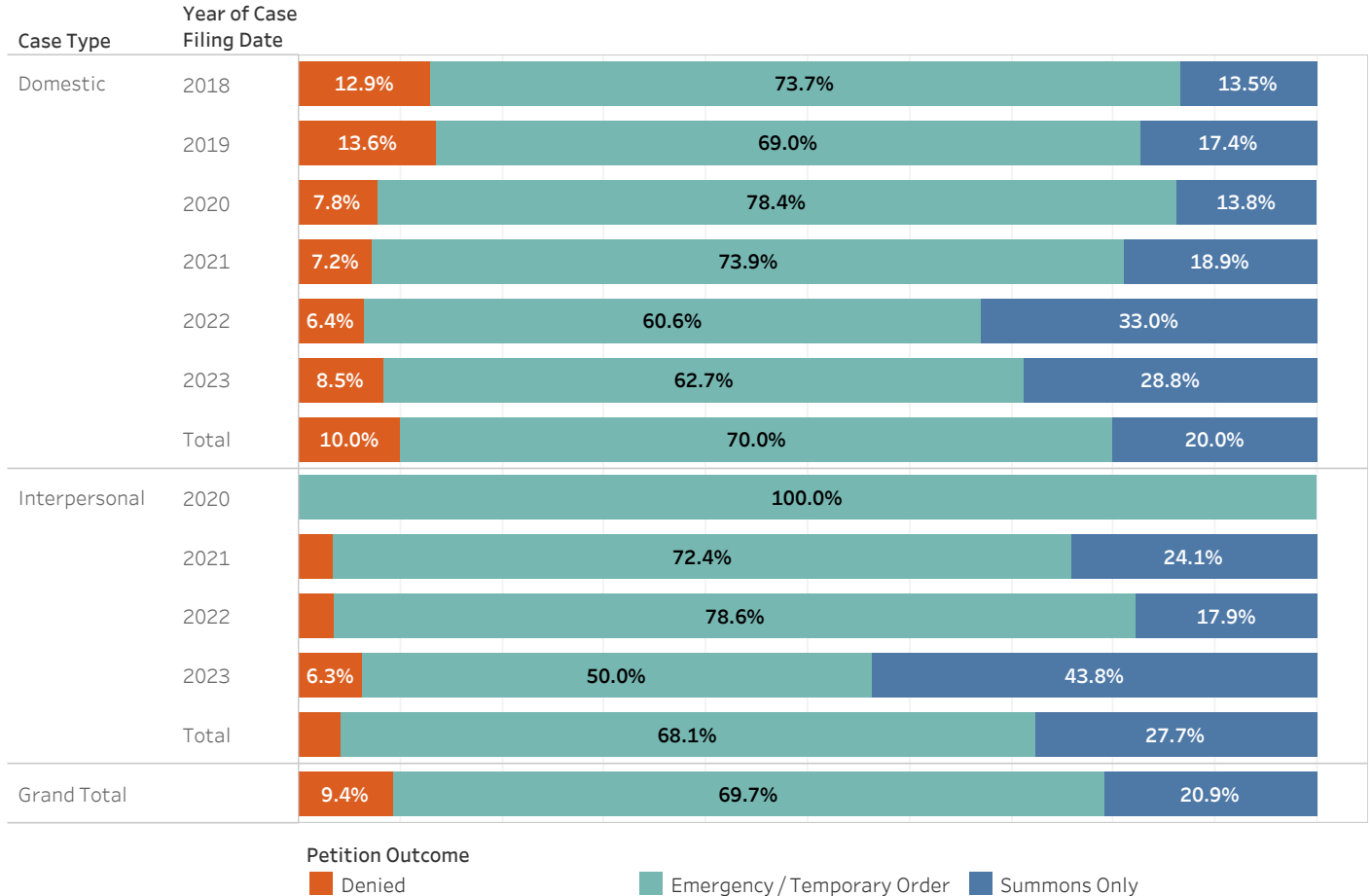


ADMINISTRATIVE OFFICE OF THE COURTS  
Research and Statistics

24\_RS8015

Civil Intimate Partner Violence Protection Cases: Lincoln Trail Area Development District  
Domestic Violence and Interpersonal Protection Cases Filed CY 2018-2023

Petition Outcome: GRAYSON COUNTY



		Case Filing Date						
Petition Outcome	Case Type	2018	2019	2020	2021	2022	2023	Total
Denied	Domestic	22	25	9	8	7	10	81
	Interpersonal				1	1	2	4
	Total	22	25	9	9	8	12	85
Emergency / Temporary Order	Domestic	126	127	91	82	66	74	566
	Interpersonal			5	21	22	16	64
	Expunged					1		1
	Total	126	127	96	103	89	90	631
Summons Only	Domestic	23	32	16	21	36	34	162
	Interpersonal				7	5	14	26
	Expunged					1		1
	Total	23	32	16	28	42	48	189
Grand Total		171	184	121	140	139	150	905

Statistical Analysis Considerations

\* Data provided from the CourtNet database and eMaintenance database.

\* Rows are not shown for Case Types Expunged and Unknown in the visualization above. These cases are included in the Grand Total row and in the table on this page.

\* Counts represent distinct cases. A given party may be involved in more than one case within a period of time.

Run Date:

9/4/2024

Page 10 of 36

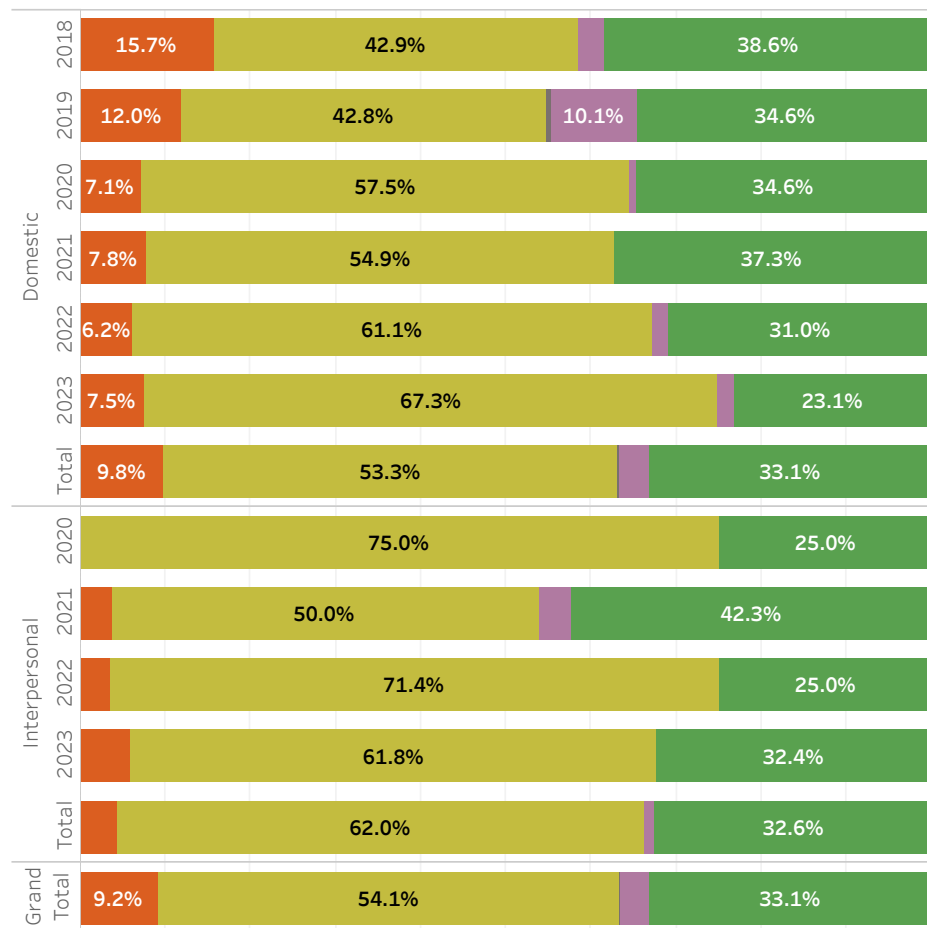


ADMINISTRATIVE OFFICE OF THE COURTS  
Research and Statistics

24\_RS8015

Civil Intimate Partner Violence Protection Cases: Lincoln Trail Area Development District  
Domestic Violence and Interpersonal Protection Cases Disposed CY 2018-2023

Case Outcome (Standard 209A Reporting): GRAYSON COUNTY



Case Outcome

Denied Transferred Order Granted  
Dismissed Other

		Case Disposition Date						
Case Outcome	Case Type	2018	2019	2020	2021	2022	2023	Total
Denied	Domestic	22	25	9	8	7	11	82
	Interpersonal				1	1	2	4
	Total	22	25	9	9	8	13	86
Dismissed	Domestic	60	89	73	56	69	99	446
	Interpersonal			3	13	20	21	57
	Expunged					1		1
	Total	60	89	76	69	90	120	504
Transferred	Domestic		1					1
	Total		1					1
Other	Domestic	4	21	1		2	3	31
	Interpersonal				1			1
	Total	4	21	1	1	2	3	32
Order Granted	Domestic	54	72	44	38	35	34	277
	Interpersonal			1	11	7	11	30
	Expunged					1		1
	Total	54	72	45	49	43	45	308
Grand Total		140	208	131	128	143	181	931

Statistical Analysis Considerations

\* Data provided from the CourtNet database and eMaintenance database.

\* Rows are not shown for Case Types Expunged and Unknown in the visualization above. These cases are included in the Grand Total row and in the table on this page.

\* Counts represent distinct cases. A given party may be involved in more than one case within a period of time.

Run Date:

9/4/2024

Page 11 of 36

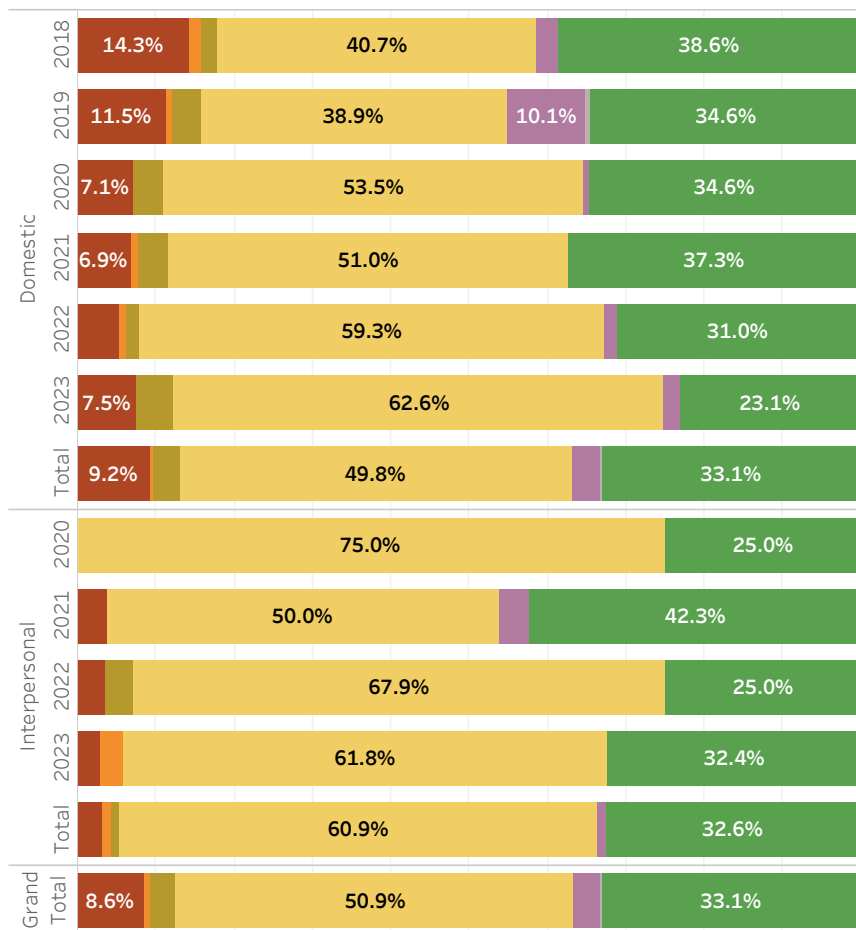


ADMINISTRATIVE OFFICE OF THE COURTS  
Research and Statistics

24\_RS8015

Civil Intimate Partner Violence Protection Cases: Lincoln Trail Area Development District  
Domestic Violence and Interpersonal Protection Cases Disposed CY 2018-2023

Case Outcome (Additional Details): GRAYSON COUNTY



Case Outcome Details		Case Disposition Date						Total
		2018	2019	2020	2021	2022	2023	
Denied per Case Type Code	Domestic	20	24	9	7	6	11	77
	Interpersonal				1	1	1	3
	Total	20	24	9	8	7	12	80
Denied per Case Disposition Code	Domestic	2	1		1	1		5
	Interpersonal						1	1
	Total	2	1		1	1	1	6
Dismissed per JCT with ODVD or ODIS	Domestic	3	8	5	4	2	7	29
	Interpersonal					1		1
	Total	3	8	5	4	3	7	30
Dismissed per Case Disposition Code	Domestic	57	81	68	52	67	92	417
	Interpersonal			3	13	19	21	56
	Expunged					1		1
	Total	57	81	71	65	87	113	474
Transferred	Domestic		1					1
	Total		1					1
Other	Domestic	4	21	1		2	3	31
	Interpersonal				1			1
	Total	4	21	1	1	2	3	32
Order Granted	Domestic	54	72	44	38	35	34	277
	Interpersonal			1	11	7	11	30
	Expunged					1		1
	Total	54	72	45	49	43	45	308
Grand Total		140	208	131	128	143	181	931

Case Outcome Details

Denied per Case Type Code    Dismissed per JCT with ODVD or ODIS    Other    Order Granted  
Denied per Case Disposition Code    Dismissed per Case Disposition Code    Transferred

Statistical Analysis Considerations

\* Data provided from the CourtNet database and eMaintenance database.

\* Rows are not shown for Case Types Expunged and Unknown in the visualization above. These cases are included in the Grand Total row and in the table on this page.

\* Counts represent distinct cases. A given party may be involved in more than one case within a period of time.

Run Date:  
9/4/2024  
Page 12 of 36

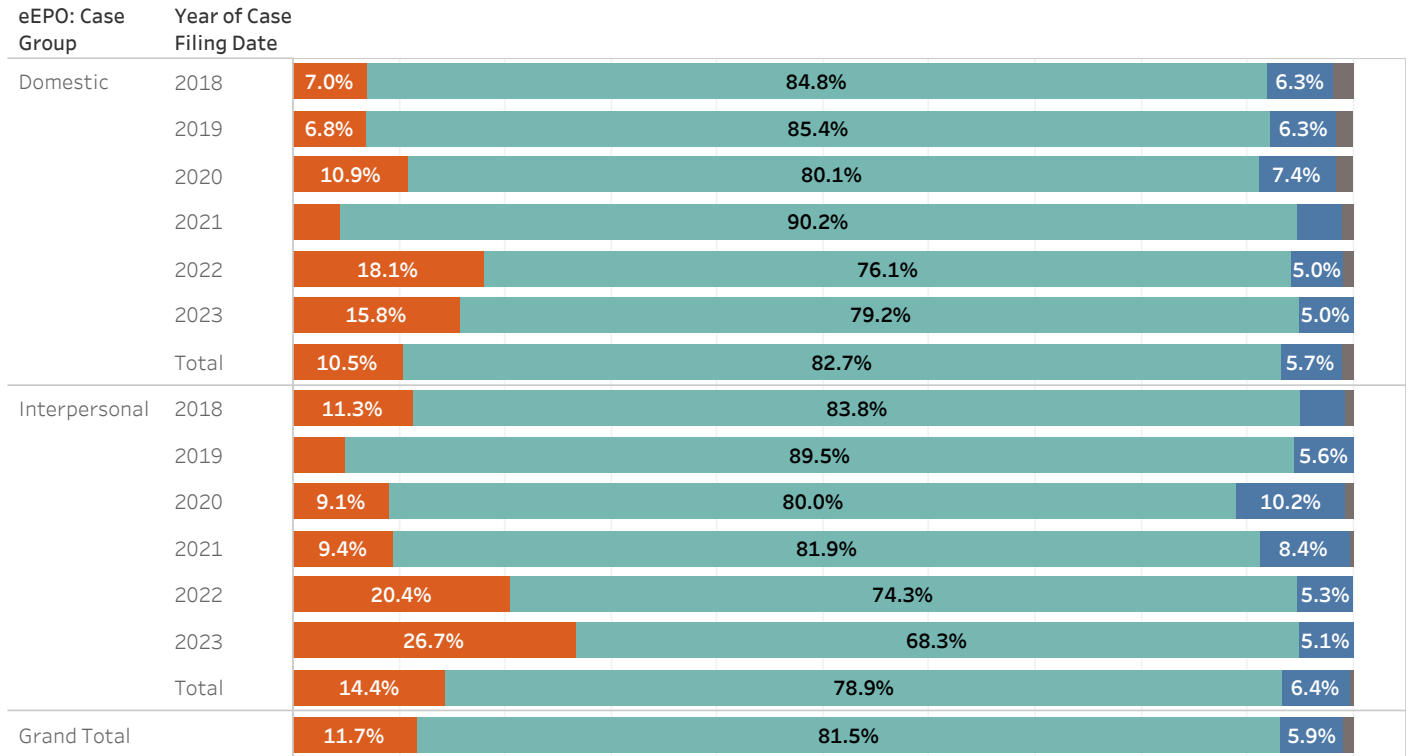


ADMINISTRATIVE OFFICE OF THE COURTS  
Research and Statistics

24\_RS8015

Civil Intimate Partner Violence Protection Cases: Lincoln Trail Area Development District  
Domestic Violence and Interpersonal Protection Cases Filed CY 2018-2023

eEPO Authorization: HARDIN COUNTY



eEPO: Authorization

Petition Denied

Summons Only

Emergency/Temporary Protective Order

Case Not Processed in eEPO

		Case Filing Date						
eEPO: Authorization	eEPO: Case Group	2018	2019	2020	2021	2022	2023	Total
Petition Denied	Domestic	50	50	65	29	128	95	417
	Interpersonal	28	14	25	28	73	95	263
	Total	78	64	90	57	201	190	680
Emergency/ Temporary Protective Order	Domestic	604	628	476	579	537	476	3,300
	Interpersonal	207	257	220	245	266	243	1,438
	Total	811	885	696	824	803	719	4,738
Summons Only	Domestic	45	46	44	27	35	30	227
	Interpersonal	10	16	28	25	19	18	116
	Total	55	62	72	52	54	48	343
Case Not Processed in eEPO	Domestic	13	11	9	7	6		46
	Interpersonal	2		2	1			5
	Total	15	11	11	8	6		51
Grand Total		959	1,022	869	941	1,064	957	5,812

Statistical Analysis Considerations

\* Data provided from the CourtNet database and eMaintenance database.

\* Rows are not shown in the visual above for eEPO Case Groups reflecting expunged cases and cases with unknown Case Type that are not processed in the Electronic Emergency Protection Order (eEPO) application. These cases are included in the Grand Total row and are included in the table on this page.

\* Counts represent distinct cases. A given party may be involved in more than one case within a period of time.

Run Date:

9/4/2024

Page 13 of 36

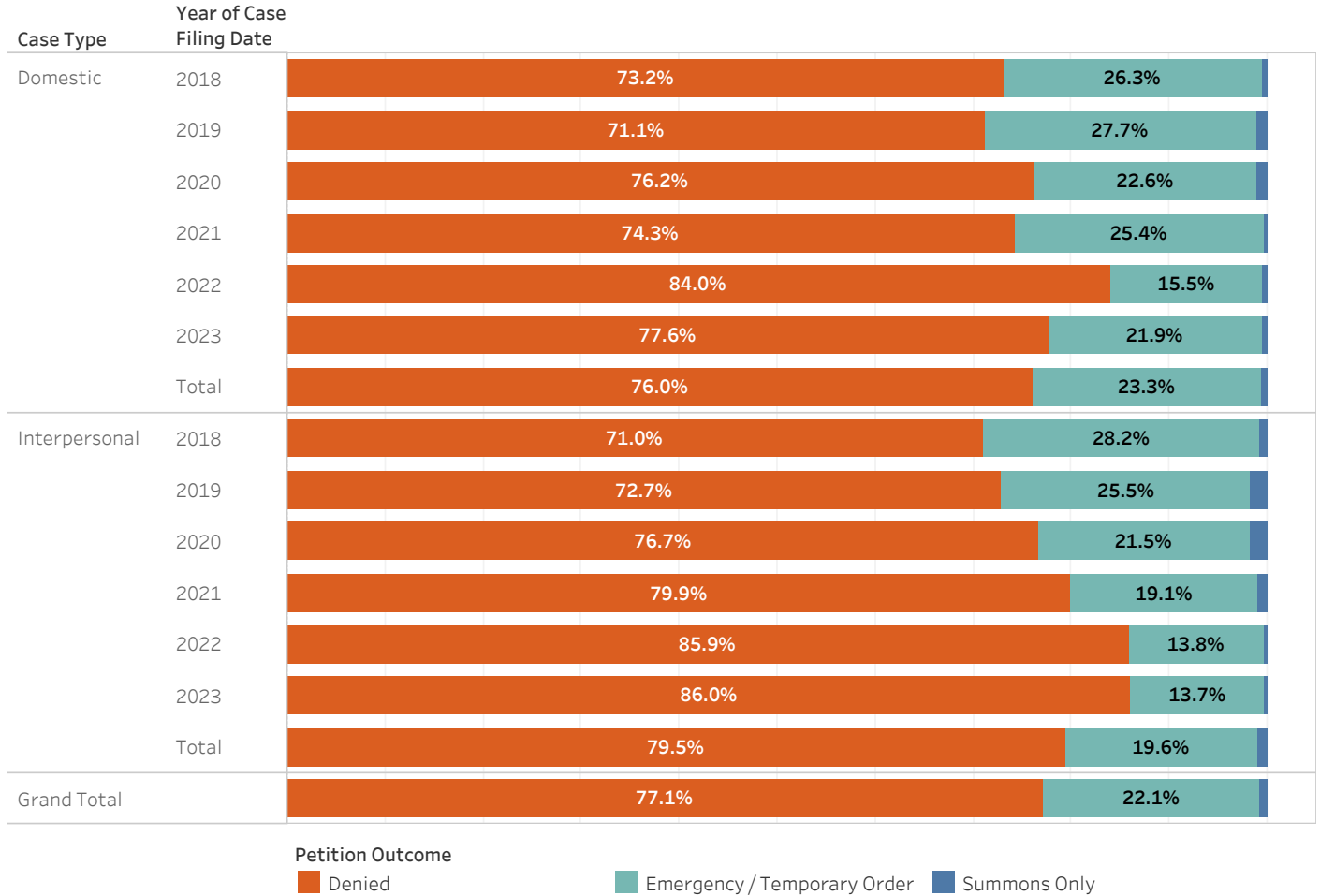


ADMINISTRATIVE OFFICE OF THE COURTS  
Research and Statistics

24\_RS8015

Civil Intimate Partner Violence Protection Cases: Lincoln Trail Area Development District  
Domestic Violence and Interpersonal Protection Cases Filed CY 2018-2023

Petition Outcome: HARDIN COUNTY



		Case Filing Date						
Petition Outcome	Case Type	2018	2019	2020	2021	2022	2023	Total
Denied	Domestic	521	522	451	476	592	465	3,027
	Interpersonal	174	208	211	239	305	307	1,444
	Expunged	2	2	2	1	4	1	12
	Total	697	732	664	716	901	773	4,483
Emergency / Temporary Order	Domestic	187	203	134	163	109	131	927
	Interpersonal	69	73	59	57	49	49	356
	Total	256	276	193	220	158	180	1,283
Summons Only	Domestic	4	9	7	2	4	3	29
	Interpersonal	2	5	5	3	1	1	17
	Total	6	14	12	5	5	4	46
Grand Total		959	1,022	869	941	1,064	957	5,812

Statistical Analysis Considerations

\* Data provided from the CourtNet database and eMaintenance database.

\* Rows are not shown for Case Types Expunged and Unknown in the visualization above. These cases are included in the Grand Total row and in the table on this page.

\* Counts represent distinct cases. A given party may be involved in more than one case within a period of time.

Run Date:  
9/4/2024  
Page 14 of 36

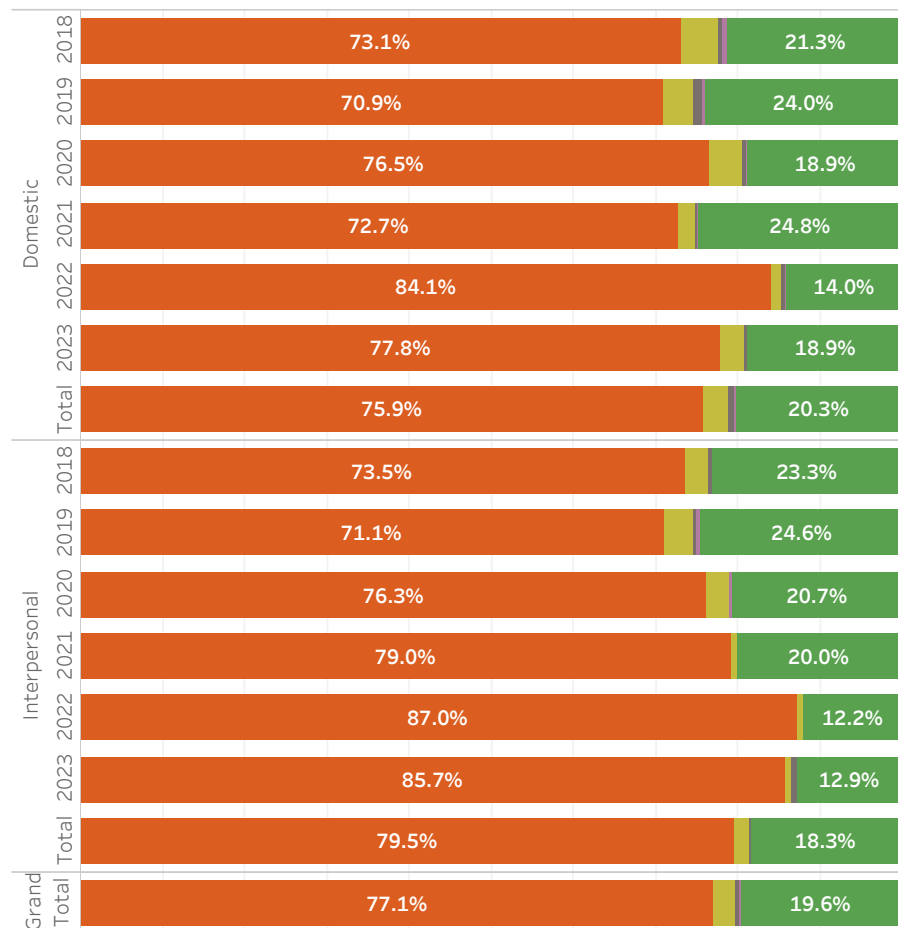


ADMINISTRATIVE OFFICE OF THE COURTS  
Research and Statistics

24\_RS8015

Civil Intimate Partner Violence Protection Cases: Lincoln Trail Area Development District  
Domestic Violence and Interpersonal Protection Cases Disposed CY 2018-2023

Case Outcome (Standard 209A Reporting): HARDIN COUNTY



Case Outcome

Denied Transferred Order Not Served  
Dismissed Other Order Granted

Statistical Analysis Considerations

\* Data provided from the CourtNet database and eMaintenance database.

\* Rows are not shown for Case Types Expunged and Unknown in the visualization above. These cases are included in the Grand Total row and in the table on this page.

\* Counts represent distinct cases. A given party may be involved in more than one case within a period of time.

Case Disposition Date

Case Outcome	Case Type	2018	2019	2020	2021	2022	2023	Total
Denied	Domestic	521	515	448	445	623	466	3,018
	Interpersonal	180	202	206	241	315	299	1,443
	Expunged	2	1	3	1	2	2	11
	Total	703	718	657	687	940	767	4,472
Dismissed	Domestic	33	26	24	12	9	17	121
	Interpersonal	7	10	7	3	3	3	33
	Total	40	36	31	15	12	20	154
Transferred	Domestic	3	7	2	2	3	3	20
	Interpersonal	1	1				2	4
	Total	4	8	2	2	3	5	24
Other	Domestic	4	3	1	1	2		11
	Interpersonal		1	1				2
	Total	4	4	2	1	2		13
Order Not Served	Domestic		1					1
	Total		1					1
Order Granted	Domestic	152	174	111	152	104	113	806
	Interpersonal	57	70	56	61	44	45	333
	Total	209	244	167	213	148	158	1,139
Grand Total		960	1,011	859	918	1,105	950	5,803

Run Date:

9/4/2024

Page 15 of 36

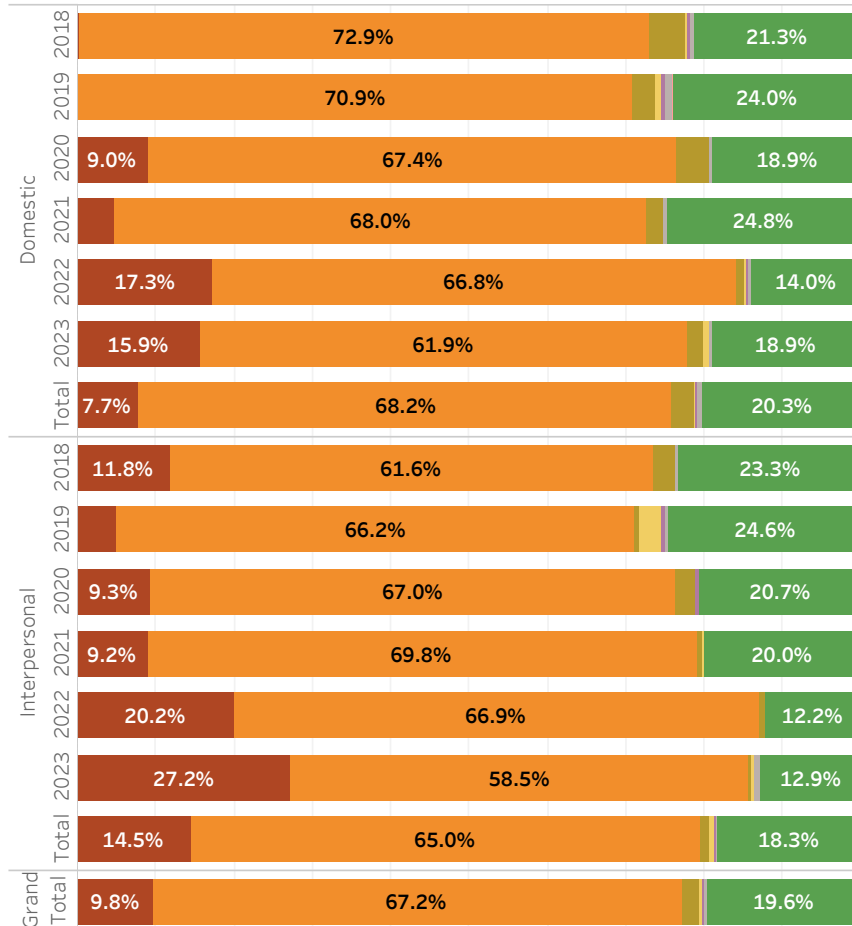


ADMINISTRATIVE OFFICE OF THE COURTS  
Research and Statistics

24\_RS8015

Civil Intimate Partner Violence Protection Cases: Lincoln Trail Area Development District  
Domestic Violence and Interpersonal Protection Cases Disposed CY 2018-2023

Case Outcome (Additional Details): HARDIN COUNTY



Case Outcome Details		Case Disposition Date						
		2018	2019	2020	2021	2022	2023	Total
Denied per Case Type Code	Domestic	1		53	29	128	95	306
	Interpersonal	29	14	25	28	73	95	264
	Total	30	14	78	57	201	190	570
Denied per Case Disposition Code	Domestic	520	515	395	416	495	371	2,712
	Interpersonal	151	188	181	213	242	204	1,179
	Expunged	2	1	3	1	2	2	11
	Total	673	704	579	630	739	577	3,902
Dismissed per JCT with ODVD or ODIS	Domestic	32	20	24	12	8	13	109
	Interpersonal	7	2	7	2	3	1	22
	Total	39	22	31	14	11	14	131
Dismissed per Case Disposition Code	Domestic	1	6			1	4	12
	Interpersonal		8		1		2	11
	Total	1	14		1	1	6	23
Transferred	Domestic	3	7	2	2	3	3	20
	Interpersonal	1	1				2	4
	Total	4	8	2	2	3	5	24
Other	Domestic	4	3	1	1	2		11
	Interpersonal		1	1				2
	Total	4	4	2	1	2		13
Order Not Served	Domestic		1					1
	Total		1					1
Order Granted	Domestic	152	174	111	152	104	113	806
	Interpersonal	57	70	56	61	44	45	333
	Total	209	244	167	213	148	158	1,139
Grand Total		960	1,011	859	918	1,105	950	5,803

Case Outcome Details

Denied per Case Type Code	Dismissed per JCT with ODVD or ODIS	Other	Order Not Served
Denied per Case Disposition Code	Dismissed per Case Disposition Code	Transferred	Order Granted

Statistical Analysis Considerations

\* Data provided from the CourtNet database and eMaintenance database.

\* Rows are not shown for Case Types Expunged and Unknown in the visualization above. These cases are included in the Grand Total row and in the table on this page.

\* Counts represent distinct cases. A given party may be involved in more than one case within a period of time.

Run Date:  
9/4/2024  
Page 16 of 36

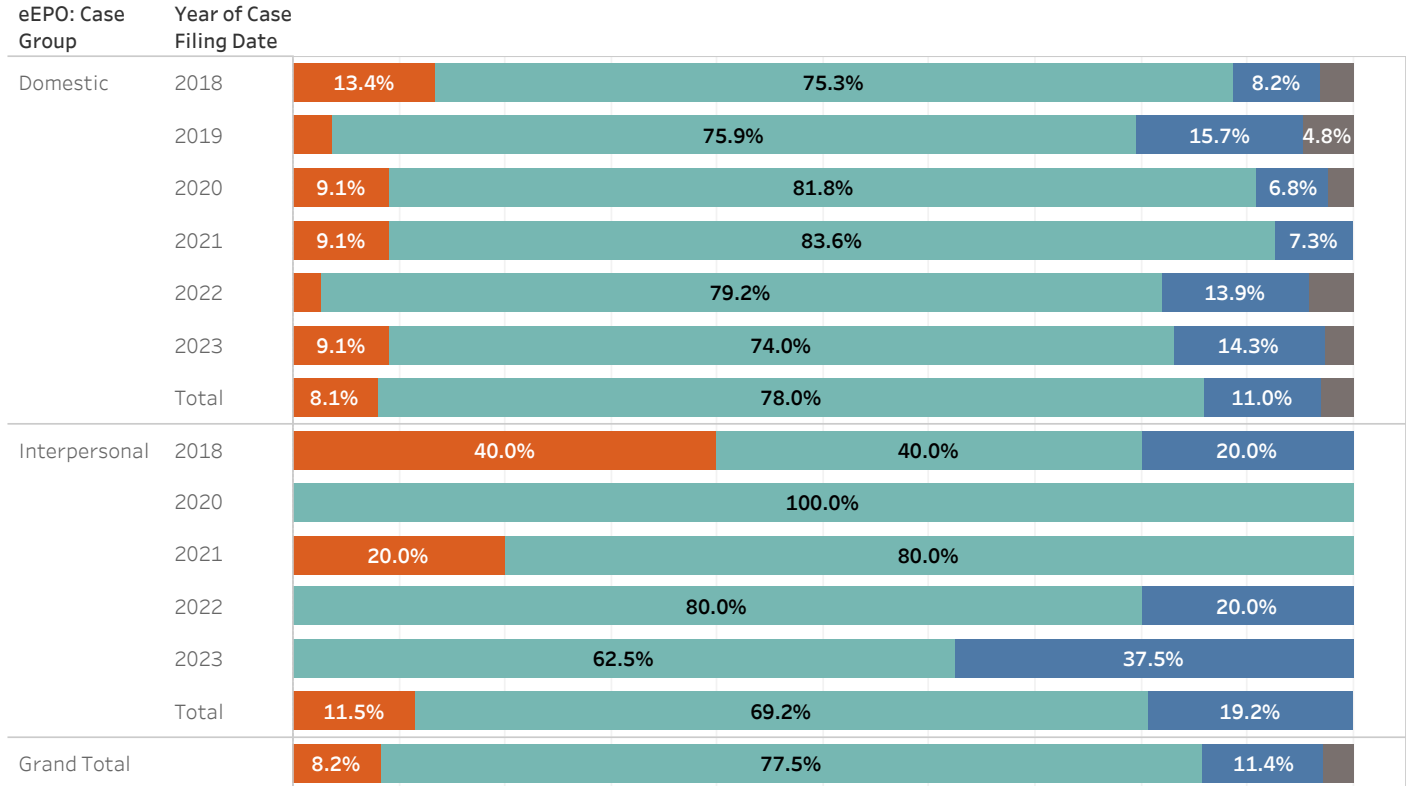


ADMINISTRATIVE OFFICE OF THE COURTS  
Research and Statistics

24\_RS8015

Civil Intimate Partner Violence Protection Cases: Lincoln Trail Area Development District  
Domestic Violence and Interpersonal Protection Cases Filed CY 2018-2023

eEPO Authorization: LARUE COUNTY



eEPO: Authorization

Petition Denied

Summons Only

Emergency/Temporary Protective Order

Case Not Processed in eEPO

		Case Filing Date						
eEPO: Authorization	eEPO: Case Group	2018	2019	2020	2021	2022	2023	Total
Petition Denied	Domestic	13	3	8	5	2	7	38
	Interpersonal	2			1			3
	Total	15	3	8	6	2	7	41
Emergency/ Temporary Protective Order	Domestic	73	63	72	46	57	57	368
	Interpersonal	2		3	4	4	5	18
	Total	75	63	75	50	61	62	386
Summons Only	Domestic	8	13	6	4	10	11	52
	Interpersonal	1				1	3	5
	Total	9	13	6	4	11	14	57
Case Not Processed in eEPO	Domestic	3	4	2		3	2	14
	Total	3	4	2		3	2	14
Grand Total		102	83	91	60	77	85	498

Statistical Analysis Considerations

\* Data provided from the CourtNet database and eMaintenance database.

\* Rows are not shown in the visual above for eEPO Case Groups reflecting expunged cases and cases with unknown Case Type that are not processed in the Electronic Emergency Protection Order (eEPO) application. These cases are included in the Grand Total row and are included in the table on this page.

\* Counts represent distinct cases. A given party may be involved in more than one case within a period of time.

Run Date:

9/4/2024

Page 17 of 36



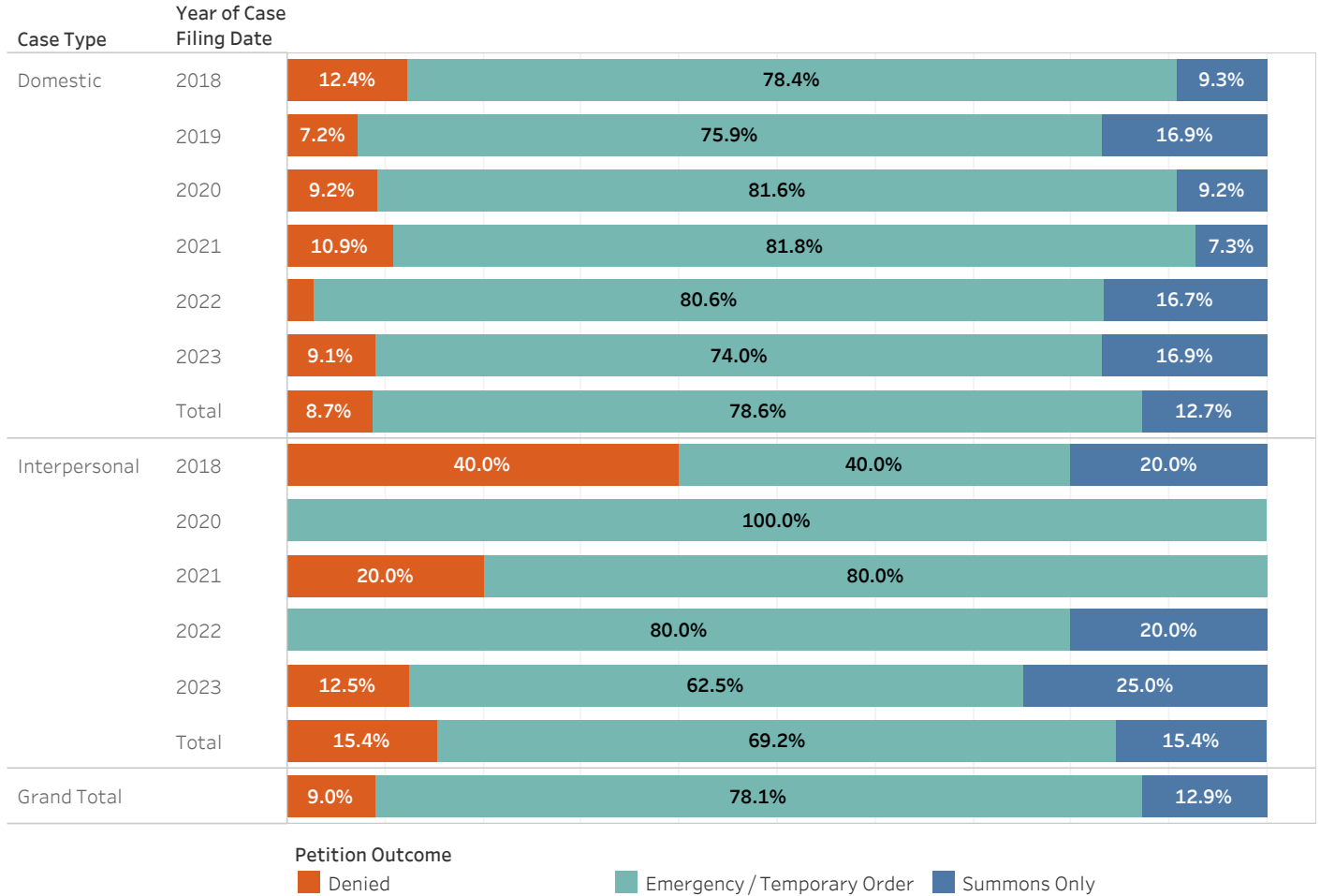


ADMINISTRATIVE OFFICE OF THE COURTS  
Research and Statistics

24\_RS8015

Civil Intimate Partner Violence Protection Cases: Lincoln Trail Area Development District  
Domestic Violence and Interpersonal Protection Cases Filed CY 2018-2023

Petition Outcome: LARUE COUNTY



		Case Filing Date						
Petition Outcome	Case Type	2018	2019	2020	2021	2022	2023	Total
Denied	Domestic	12	6	8	6	2	7	41
	Interpersonal	2			1		1	4
	Total	14	6	8	7	2	8	45
Emergency / Temporary Order	Domestic	76	63	71	45	58	57	370
	Interpersonal	2		3	4	4	5	18
	Expunged			1				1
	Total	78	63	75	49	62	62	389
Summons Only	Domestic	9	14	8	4	12	13	60
	Interpersonal	1				1	2	4
	Total	10	14	8	4	13	15	64
Grand Total		102	83	91	60	77	85	498

Statistical Analysis Considerations

\* Data provided from the CourtNet database and eMaintenance database.

\* Rows are not shown for Case Types Expunged and Unknown in the visualization above. These cases are included in the Grand Total row and in the table on this page.

\* Counts represent distinct cases. A given party may be involved in more than one case within a period of time.

Run Date:  
9/4/2024  
Page 18 of 36

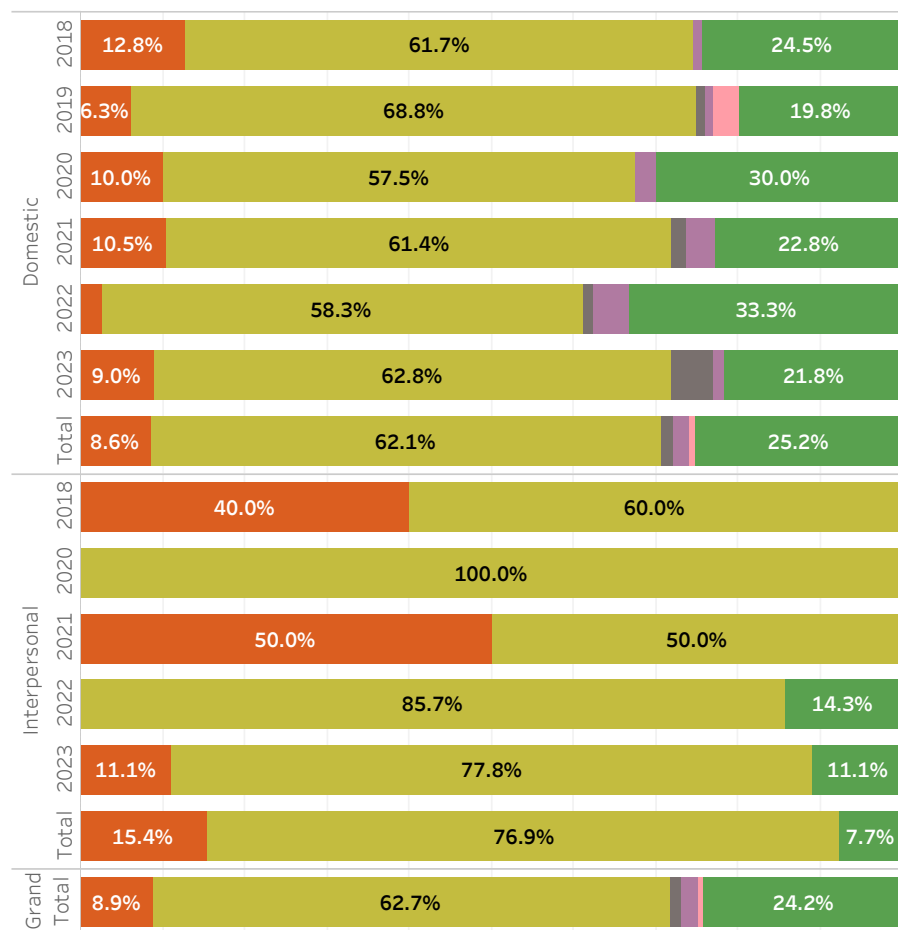


ADMINISTRATIVE OFFICE OF THE COURTS  
Research and Statistics

24\_RS8015

Civil Intimate Partner Violence Protection Cases: Lincoln Trail Area Development District  
Domestic Violence and Interpersonal Protection Cases Disposed CY 2018-2023

Case Outcome (Standard 209A Reporting): LARUE COUNTY



Case Outcome

Denied Transferred Order Not Served  
Dismissed Other Order Granted

		Case Disposition Date						
Case Outcome	Case Type	2018	2019	2020	2021	2022	2023	Total
Denied	Domestic	12	6	8	6	2	7	41
	Interpersonal	2			1		1	4
	Total	14	6	8	7	2	8	45
Dismissed	Domestic	58	66	46	35	42	49	296
	Interpersonal	3		3	1	6	7	20
	Total	61	66	49	36	48	56	316
Transferred	Domestic		1		1	1	4	7
	Total		1		1	1	4	7
Other	Domestic	1	1	2	2	3	1	10
	Expunged					1		1
	Total	1	1	2	2	4	1	11
Order Not Served	Domestic		3					3
	Total		3					3
Order Granted	Domestic	23	19	24	13	24	17	120
	Interpersonal					1	1	2
	Total	23	19	24	13	25	18	122
Grand Total		99	96	83	59	80	87	504

Statistical Analysis Considerations

\* Data provided from the CourtNet database and eMaintenance database.

\* Rows are not shown for Case Types Expunged and Unknown in the visualization above. These cases are included in the Grand Total row and in the table on this page.

\* Counts represent distinct cases. A given party may be involved in more than one case within a period of time.

Run Date:  
9/4/2024  
Page 19 of 36

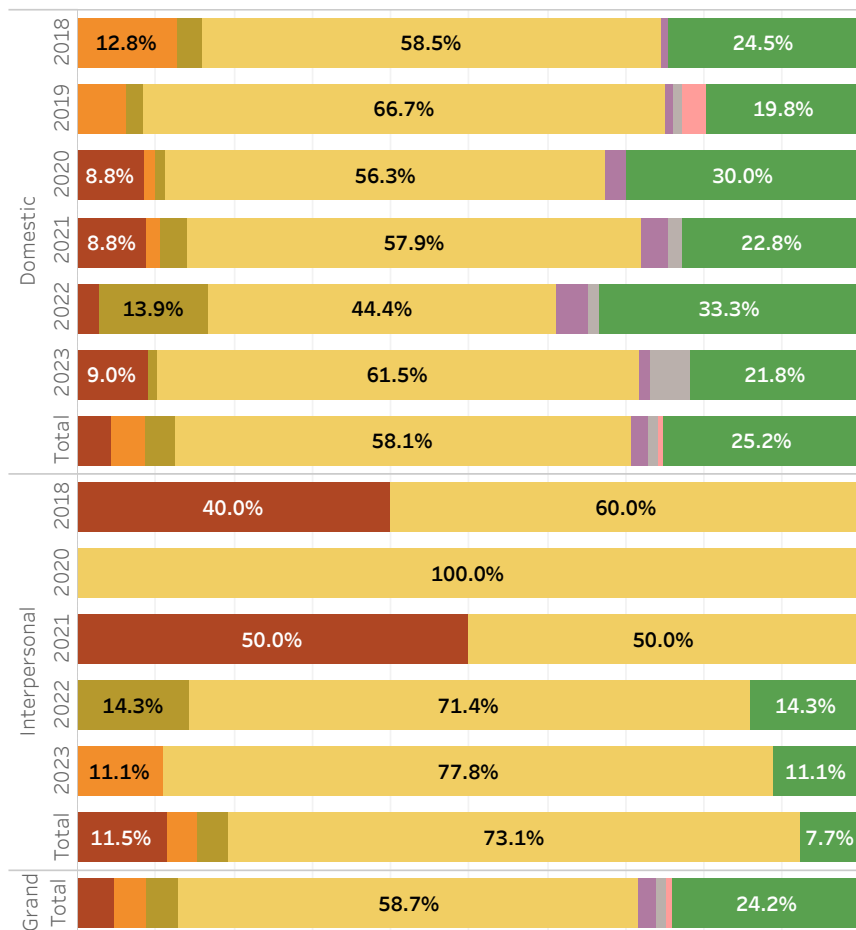


ADMINISTRATIVE OFFICE OF THE COURTS  
Research and Statistics

24\_RS8015

Civil Intimate Partner Violence Protection Cases: Lincoln Trail Area Development District  
Domestic Violence and Interpersonal Protection Cases Disposed CY 2018-2023

Case Outcome (Additional Details): LARUE COUNTY



Case Outcome Details		Case Disposition Date						Total
		2018	2019	2020	2021	2022	2023	
Denied per Case Type Code	Domestic			7	5	2	7	21
	Interpersonal	2			1			3
	Total	2		7	6	2	7	24
Denied per Case Disposition Code	Domestic	12	6	1	1			20
	Interpersonal						1	1
	Total	12	6	1	1		1	21
Dismissed per JCT with ODVD or ODIS	Domestic	3	2	1	2	10	1	19
	Interpersonal					1		1
	Total	3	2	1	2	11	1	20
Dismissed per Case Disposition Code	Domestic	55	64	45	33	32	48	277
	Interpersonal	3		3	1	5	7	19
	Total	58	64	48	34	37	55	296
Transferred	Domestic		1		1	1	4	7
	Total		1		1	1	4	7
Other	Domestic	1	1	2	2	3	1	10
	Expunged					1		1
	Total	1	1	2	2	4	1	11
Order Not Served	Domestic		3					3
	Total		3					3
Order Granted	Domestic	23	19	24	13	24	17	120
	Interpersonal					1	1	2
	Total	23	19	24	13	25	18	122
Grand Total		99	96	83	59	80	87	504

Case Outcome Details

Denied per Case Type Code	Dismissed per JCT with ODVD or ODIS	Other	Order Not Served
Denied per Case Disposition Code	Dismissed per Case Disposition Code	Transferred	Order Granted

Statistical Analysis Considerations

\* Data provided from the CourtNet database and eMaintenance database.

\* Rows are not shown for Case Types Expunged and Unknown in the visualization above. These cases are included in the Grand Total row and in the table on this page.

\* Counts represent distinct cases. A given party may be involved in more than one case within a period of time.

Run Date:  
9/4/2024  
Page 20 of 36

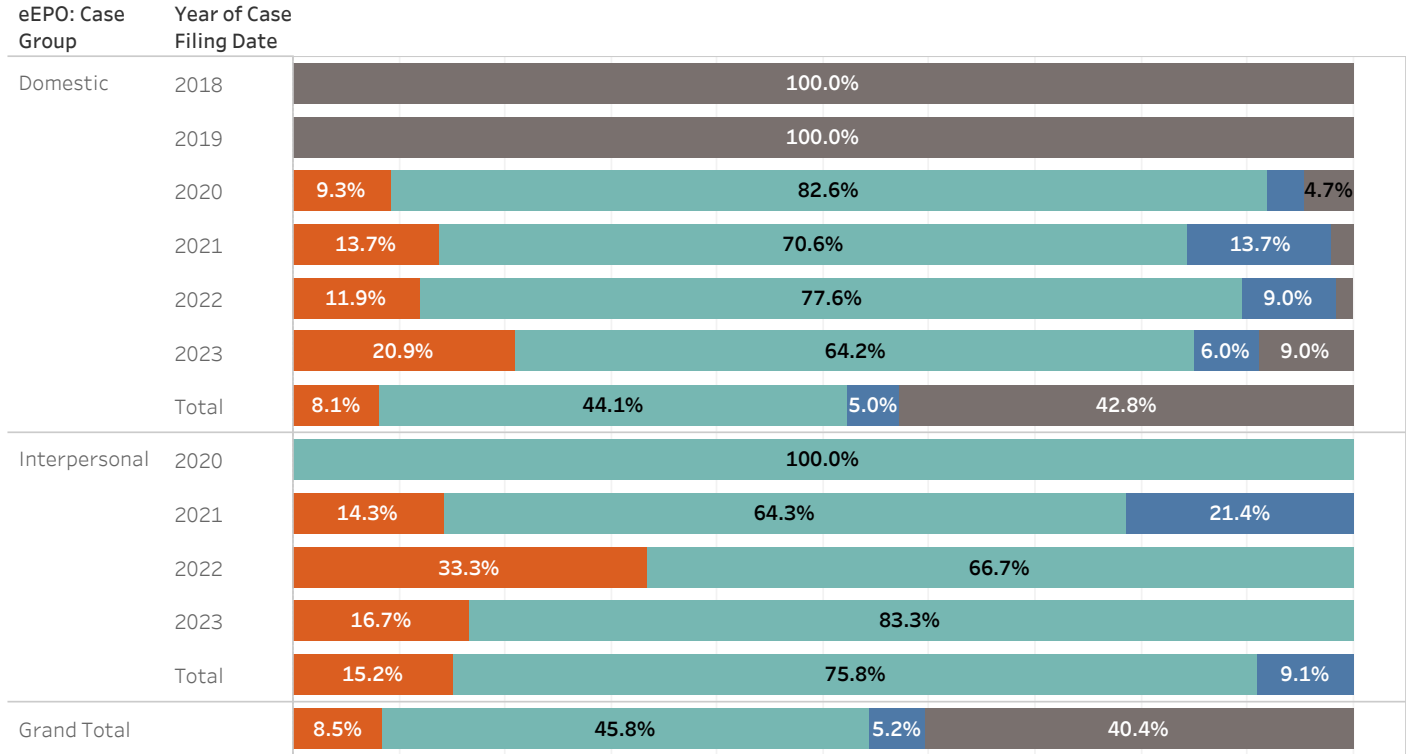


ADMINISTRATIVE OFFICE OF THE COURTS  
Research and Statistics

24\_RS8015

Civil Intimate Partner Violence Protection Cases: Lincoln Trail Area Development District  
Domestic Violence and Interpersonal Protection Cases Filed CY 2018-2023

eEPO Authorization: MARION COUNTY



eEPO: Authorization

Petition Denied

Summons Only

Emergency/Temporary Protective Order

Case Not Processed in eEPO

		Case Filing Date						Total
eEPO: Authorization	eEPO: Case Group	2018	2019	2020	2021	2022	2023	
Petition Denied	Domestic			8	14	8	14	44
	Interpersonal				2	2	1	5
	Total			8	16	10	15	49
Emergency/ Temporary Protective Order	Domestic			71	72	52	43	238
	Interpersonal			7	9	4	5	25
	Total			78	81	56	48	263
Summons Only	Domestic			3	14	6	4	27
	Interpersonal				3			3
	Total			3	17	6	4	30
Case Not Processed in eEPO	Domestic	122	96	4	2	1	6	231
	Expunged	1						1
	Total	123	96	4	2	1	6	232
Grand Total		123	96	93	116	73	73	574

Statistical Analysis Considerations

\* Data provided from the CourtNet database and eMaintenance database.

\* Rows are not shown in the visual above for eEPO Case Groups reflecting expunged cases and cases with unknown Case Type that are not processed in the Electronic Emergency Protection Order (eEPO) application. These cases are included in the Grand Total row and are included in the table on this page.

\* Counts represent distinct cases. A given party may be involved in more than one case within a period of time.

Run Date:

9/4/2024

Page 21 of 36

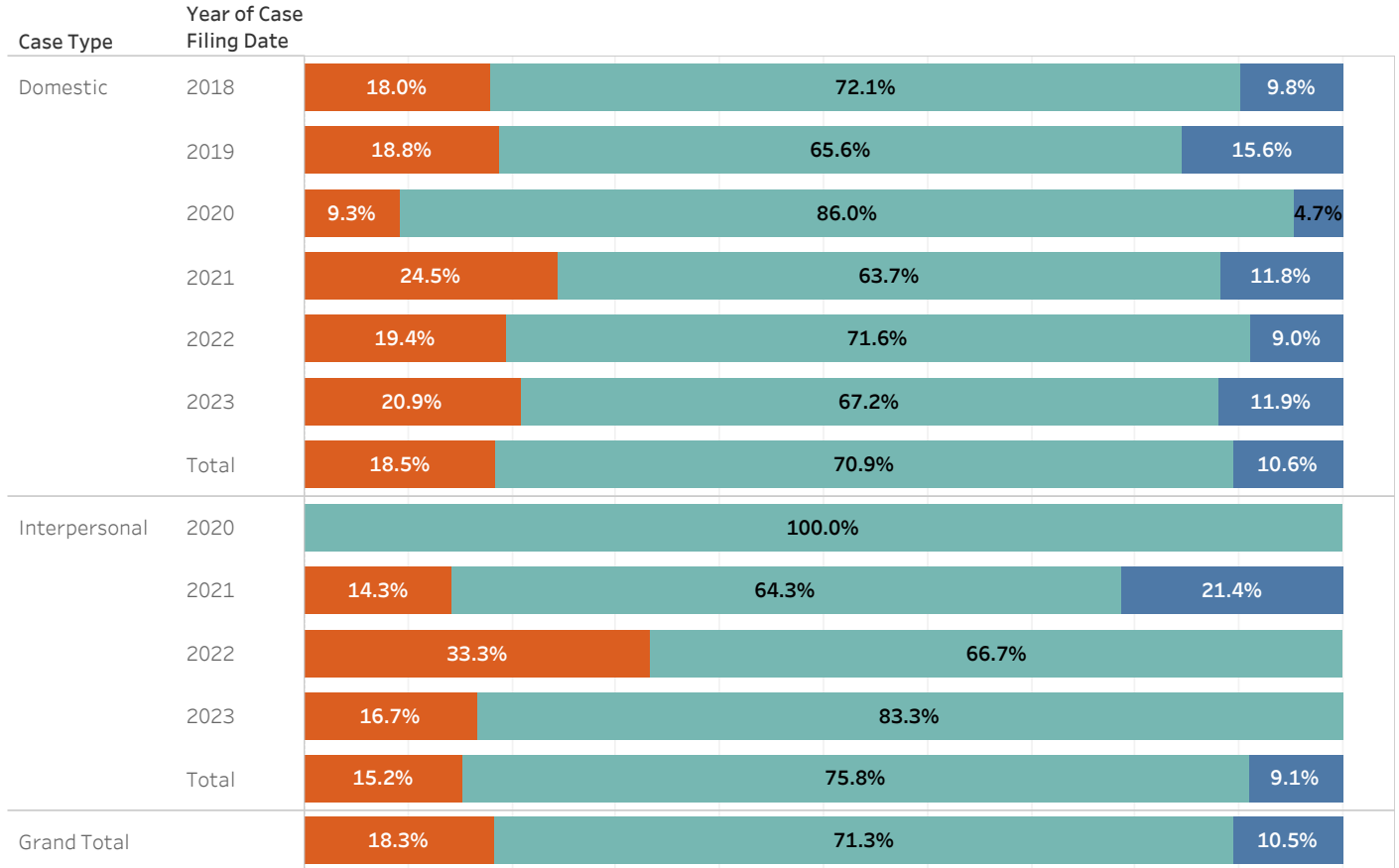


ADMINISTRATIVE OFFICE OF THE COURTS  
Research and Statistics

24\_RS8015

Civil Intimate Partner Violence Protection Cases: Lincoln Trail Area Development District  
Domestic Violence and Interpersonal Protection Cases Filed CY 2018-2023

Petition Outcome: MARION COUNTY



Petition Outcome

Denied

Emergency / Temporary Order

Summons Only

		Case Filing Date						
Petition Outcome	Case Type	2018	2019	2020	2021	2022	2023	Total
Denied	Domestic	22	18	8	25	13	14	100
	Interpersonal				2	2	1	5
	Total	22	18	8	27	15	15	105
Emergency / Temporary Order	Domestic	88	63	74	65	48	45	383
	Interpersonal			7	9	4	5	25
	Expunged	1						1
	Total	89	63	81	74	52	50	409
Summons Only	Domestic	12	15	4	12	6	8	57
	Interpersonal				3			3
	Total	12	15	4	15	6	8	60
Grand Total		123	96	93	116	73	73	574

Statistical Analysis Considerations

\* Data provided from the CourtNet database and eMaintenance database.

\* Rows are not shown for Case Types Expunged and Unknown in the visualization above. These cases are included in the Grand Total row and in the table on this page.

\* Counts represent distinct cases. A given party may be involved in more than one case within a period of time.

Run Date:

9/4/2024

Page 22 of 36

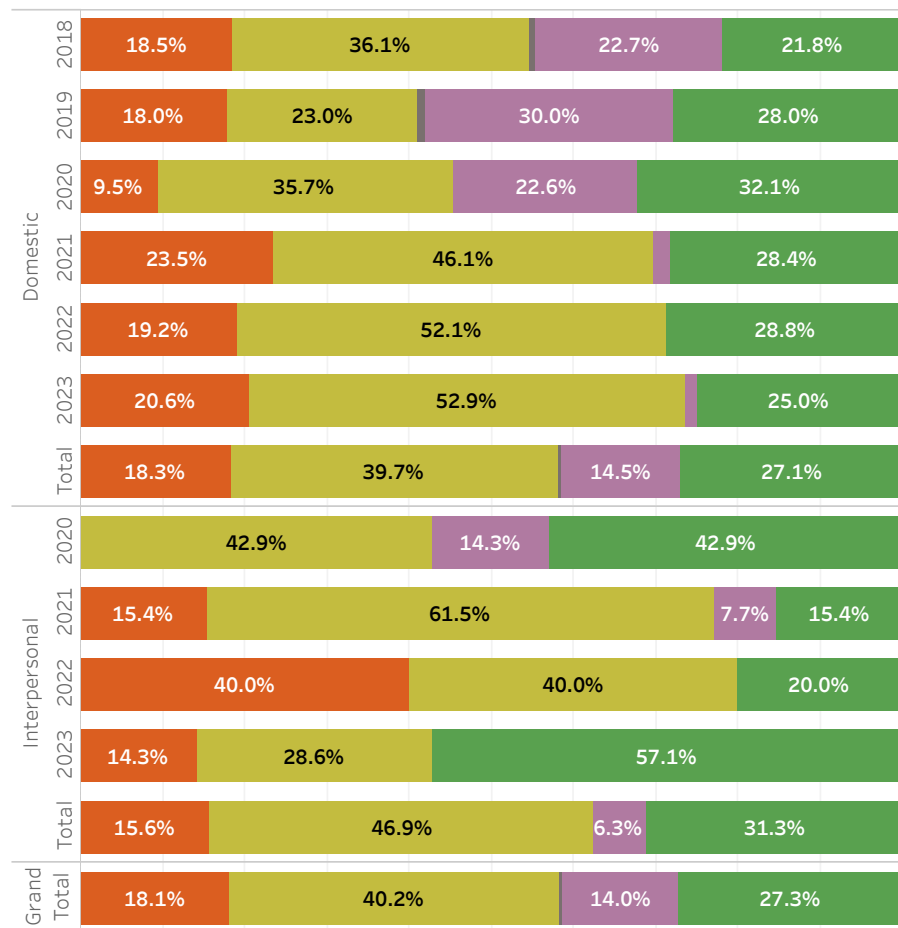


ADMINISTRATIVE OFFICE OF THE COURTS  
Research and Statistics

24\_RS8015

Civil Intimate Partner Violence Protection Cases: Lincoln Trail Area Development District  
Domestic Violence and Interpersonal Protection Cases Disposed CY 2018-2023

Case Outcome (Standard 209A Reporting): MARION COUNTY



Case Outcome

Denied Transferred Order Granted  
Dismissed Other

		Case Disposition Date						
Case Outcome	Case Type	2018	2019	2020	2021	2022	2023	Total
Denied	Domestic	22	18	8	24	14	14	100
	Interpersonal				2	2	1	5
	Total	22	18	8	26	16	15	105
Dismissed	Domestic	43	23	30	47	38	36	217
	Interpersonal			3	8	2	2	15
	Expunged	1						1
	Total	44	23	33	55	40	38	233
Transferred	Domestic	1	1					2
	Total	1	1					2
Other	Domestic	27	30	19	2		1	79
	Interpersonal			1	1			2
	Total	27	30	20	3		1	81
Order Granted	Domestic	26	28	27	29	21	17	148
	Interpersonal			3	2	1	4	10
	Total	26	28	30	31	22	21	158
Grand Total		120	100	91	115	78	75	579

Statistical Analysis Considerations

\* Data provided from the CourtNet database and eMaintenance database.

\* Rows are not shown for Case Types Expunged and Unknown in the visualization above. These cases are included in the Grand Total row and in the table on this page.

\* Counts represent distinct cases. A given party may be involved in more than one case within a period of time.

Run Date:

9/4/2024

Page 23 of 36

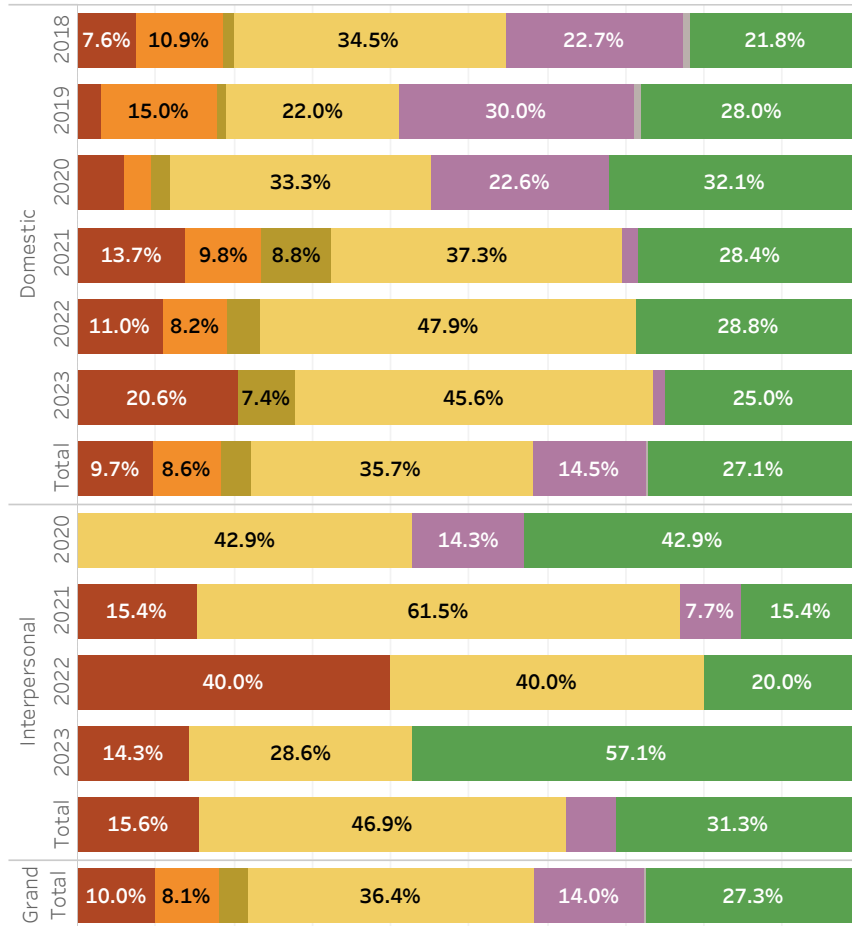


ADMINISTRATIVE OFFICE OF THE COURTS  
Research and Statistics

24\_RS8015

Civil Intimate Partner Violence Protection Cases: Lincoln Trail Area Development District  
Domestic Violence and Interpersonal Protection Cases Disposed CY 2018-2023

Case Outcome (Additional Details): MARION COUNTY



Case Outcome Details		Case Disposition Date						Total	
		2018	2019	2020	2021	2022	2023		
Denied per Case Type Code	Domestic	9	3	5	14	8	14	53	
	Interpersonal	2				2	1	5	
	Total	9	3	5	16	10	15	58	
Denied per Case Disposition Code	Domestic	13	15	3	10	6		47	
	Total	13	15	3	10	6		47	
Dismissed per JCT with ODVD or ODIS	Domestic	2	1	2	9	3	5	22	
	Total	2	1	2	9	3	5	22	
Dismissed per Case Disposition Code	Domestic	41	22	28	38	35	31	195	
	Interpersonal	3				8	2	2	15
	Expunged	1						1	
	Total	42	22	31	46	37	33	211	
Transferred	Domestic	1	1					2	
	Total	1	1					2	
Other	Domestic	27	30	19	2	1		79	
	Interpersonal	1				1	2		
	Total	27	30	20	3	1		81	
Order Granted	Domestic	26	28	27	29	21	17	148	
	Interpersonal	3				2	1	4	10
	Total	26	28	30	31	22	21	158	
Grand Total		120	100	91	115	78	75	579	

Case Outcome Details

Denied per Case Type Code    Dismissed per JCT with ODVD or ODIS    Other    Order Granted  
Denied per Case Disposition Code    Dismissed per Case Disposition Code    Transferred

Statistical Analysis Considerations

- \* Data provided from the CourtNet database and eMaintenance database.
- \* Rows are not shown for Case Types Expunged and Unknown in the visualization above. These cases are included in the Grand Total row and in the table on this page.
- \* Counts represent distinct cases. A given party may be involved in more than one case within a period of time.

Run Date:  
9/4/2024  
Page 24 of 36

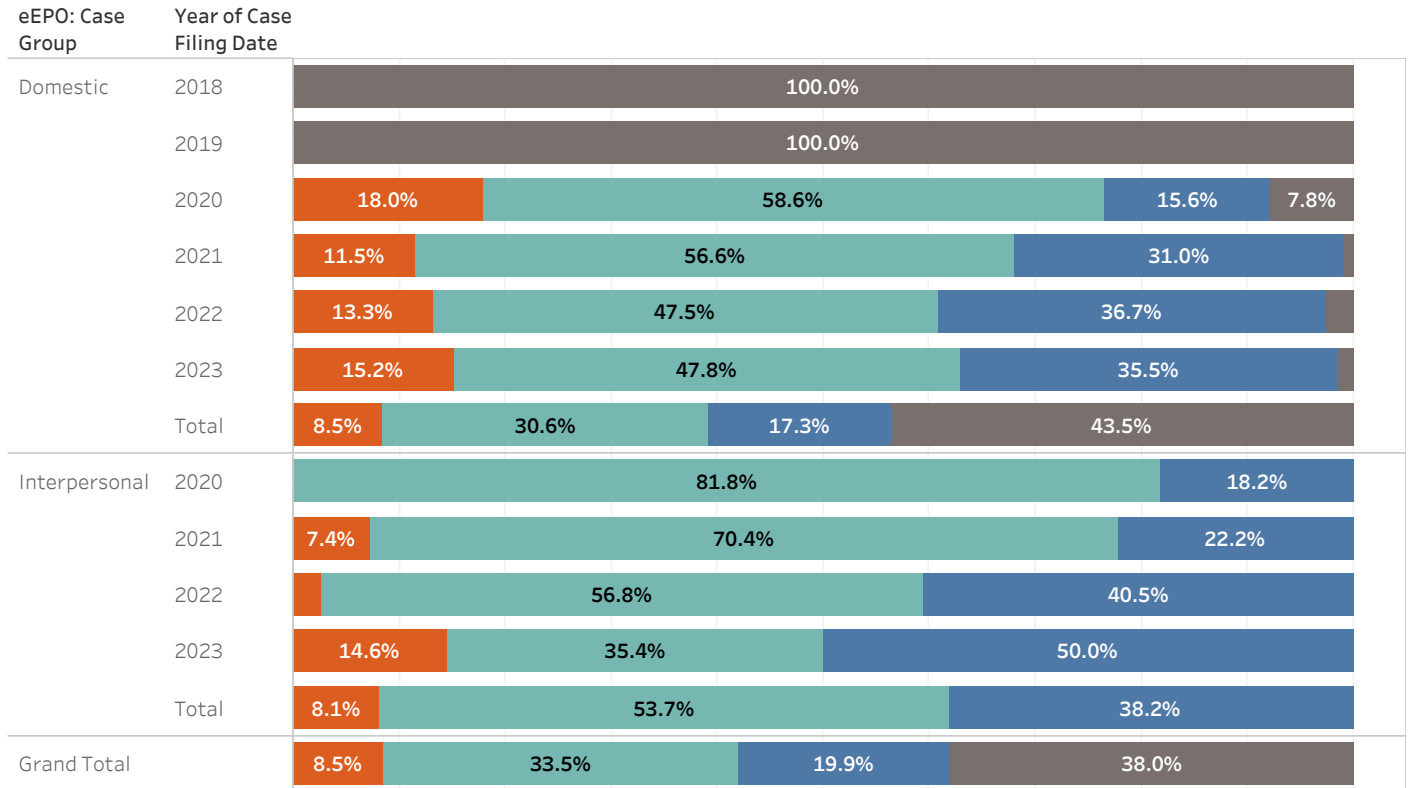


ADMINISTRATIVE OFFICE OF THE COURTS  
Research and Statistics

24\_RS8015

Civil Intimate Partner Violence Protection Cases: Lincoln Trail Area Development District  
Domestic Violence and Interpersonal Protection Cases Filed CY 2018-2023

eEPO Authorization: MEADE COUNTY



eEPO: Authorization

Petition Denied

Summons Only

Emergency/Temporary Protective Order

Case Not Processed in eEPO

		Case Filing Date						
eEPO: Authorization	eEPO: Case Group	2018	2019	2020	2021	2022	2023	Total
Petition Denied	Domestic			23	13	16	21	73
	Interpersonal				2	1	7	10
	Total			23	15	17	28	83
Emergency/ Temporary Protective Order	Domestic			75	64	57	66	262
	Interpersonal			9	19	21	17	66
	Total			84	83	78	83	328
Summons Only	Domestic			20	35	44	49	148
	Interpersonal			2	6	15	24	47
	Total			22	41	59	73	195
Case Not Processed in eEPO	Domestic	180	176	10	1	3	2	372
	Total	180	176	10	1	3	2	372
Grand Total		180	176	139	140	157	186	978

Statistical Analysis Considerations

\* Data provided from the CourtNet database and eMaintenance database.

\* Rows are not shown in the visual above for eEPO Case Groups reflecting expunged cases and cases with unknown Case Type that are not processed in the Electronic Emergency Protection Order (eEPO) application. These cases are included in the Grand Total row and are included in the table on this page.

\* Counts represent distinct cases. A given party may be involved in more than one case within a period of time.

Run Date:

9/4/2024

Page 25 of 36



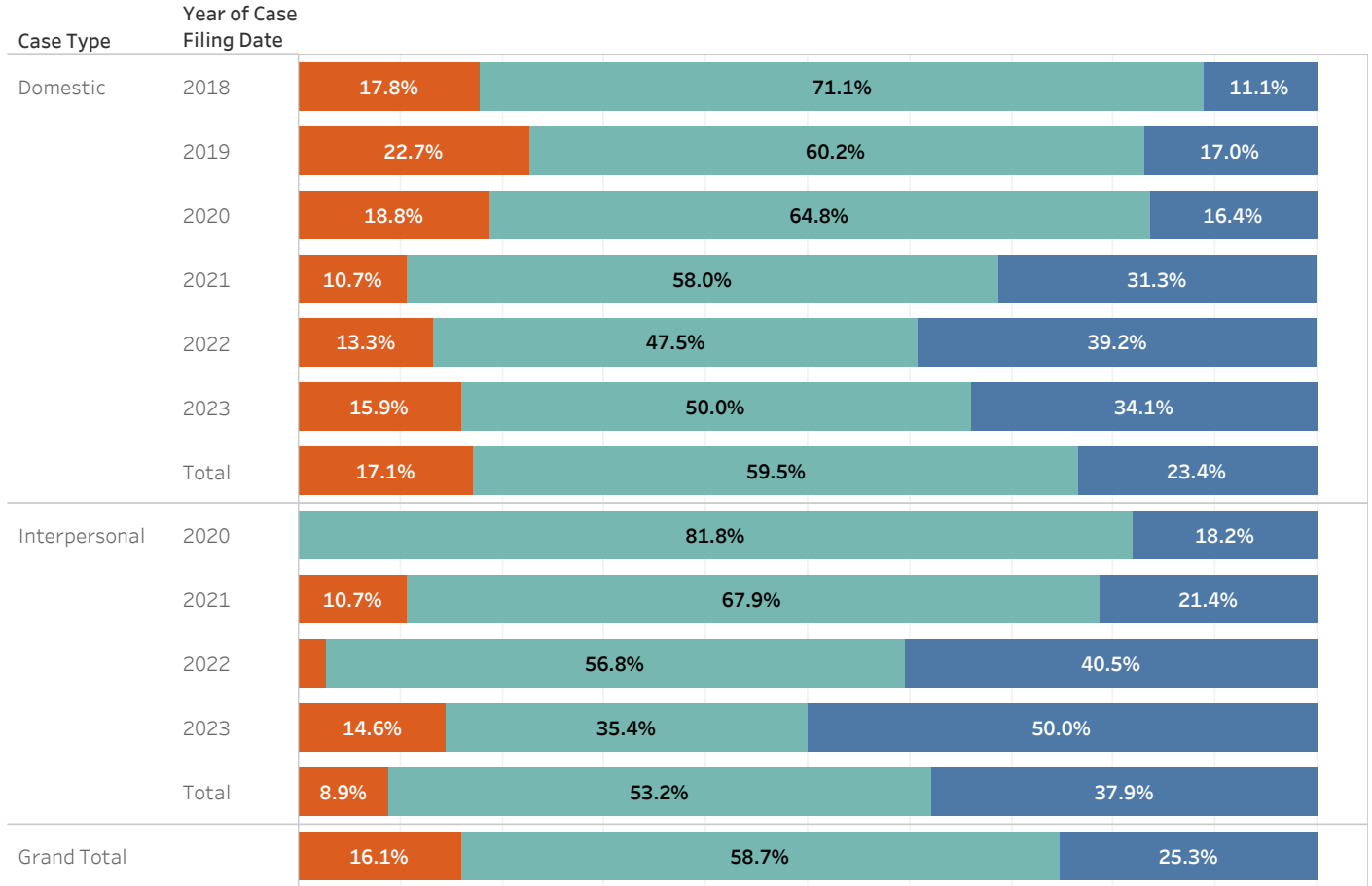


ADMINISTRATIVE OFFICE OF THE COURTS  
Research and Statistics

24\_RS8015

Civil Intimate Partner Violence Protection Cases: Lincoln Trail Area Development District  
Domestic Violence and Interpersonal Protection Cases Filed CY 2018-2023

Petition Outcome: MEADE COUNTY



Petition Outcome

Denied

Emergency / Temporary Order

Summons Only

		Case Filing Date						
Petition Outcome	Case Type	2018	2019	2020	2021	2022	2023	Total
Denied	Domestic	32	40	24	12	16	22	146
	Interpersonal				3	1	7	11
	Total	32	40	24	15	17	29	157
Emergency / Temporary Order	Domestic	128	106	83	65	57	69	508
	Interpersonal			9	19	21	17	66
	Total	128	106	92	84	78	86	574
Summons Only	Domestic	20	30	21	35	47	47	200
	Interpersonal			2	6	15	24	47
	Total	20	30	23	41	62	71	247
Grand Total		180	176	139	140	157	186	978

Statistical Analysis Considerations

\* Data provided from the CourtNet database and eMaintenance database.

\* Rows are not shown for Case Types Expunged and Unknown in the visualization above. These cases are included in the Grand Total row and in the table on this page.

\* Counts represent distinct cases. A given party may be involved in more than one case within a period of time.

Run Date:

9/4/2024

Page 26 of 36

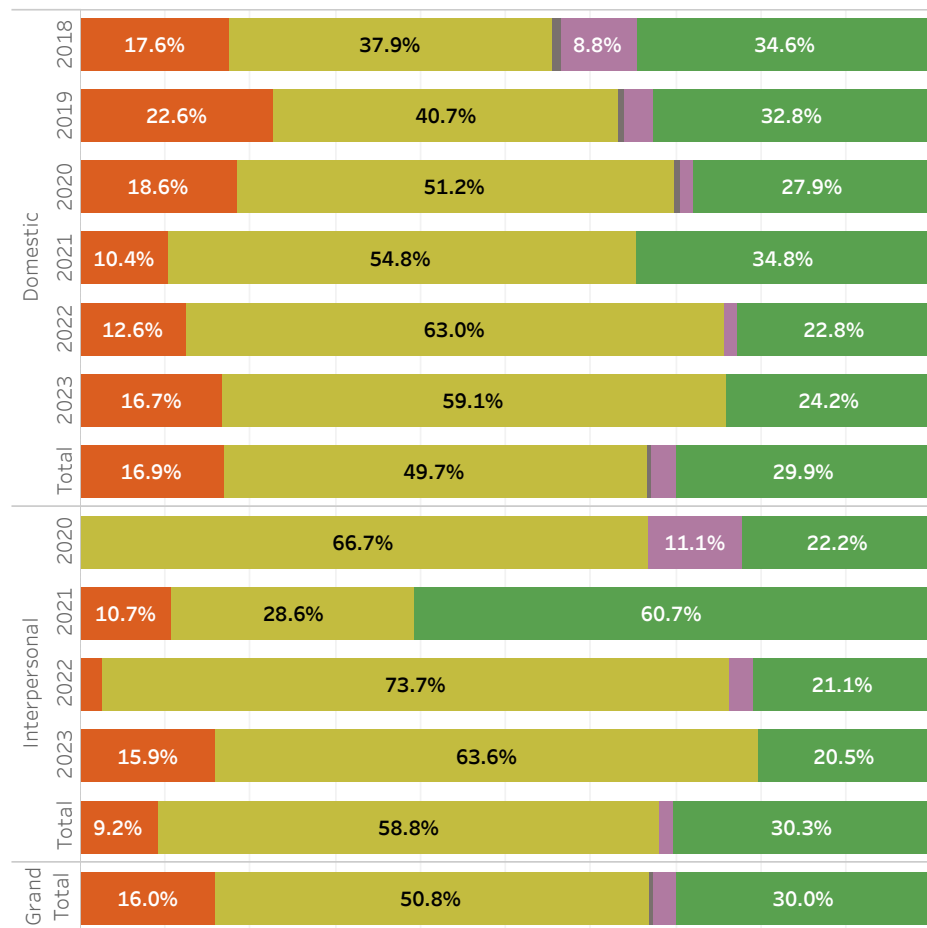


ADMINISTRATIVE OFFICE OF THE COURTS  
Research and Statistics

24\_RS8015

Civil Intimate Partner Violence Protection Cases: Lincoln Trail Area Development District  
Domestic Violence and Interpersonal Protection Cases Disposed CY 2018-2023

Case Outcome (Standard 209A Reporting): MEADE COUNTY



Case Outcome

Denied Transferred Order Granted  
Dismissed Other

		Case Disposition Date						
Case Outcome	Case Type	2018	2019	2020	2021	2022	2023	Total
Denied	Domestic	32	40	24	12	16	22	146
	Interpersonal				3	1	7	11
	Total	32	40	24	15	17	29	157
Dismissed	Domestic	69	72	66	63	80	78	428
	Interpersonal			6	8	28	28	70
	Total	69	72	72	71	108	106	498
Transferred	Domestic	2	1	1				4
	Total	2	1	1				4
Other	Domestic	16	6	2		2		26
	Interpersonal			1		1		2
	Total	16	6	3		3		28
Order Granted	Domestic	63	58	36	40	29	32	258
	Interpersonal			2	17	8	9	36
	Total	63	58	38	57	37	41	294
Grand Total		182	177	138	143	165	176	981

Statistical Analysis Considerations

\* Data provided from the CourtNet database and eMaintenance database.

\* Rows are not shown for Case Types Expunged and Unknown in the visualization above. These cases are included in the Grand Total row and in the table on this page.

\* Counts represent distinct cases. A given party may be involved in more than one case within a period of time.

Run Date:  
9/4/2024  
Page 27 of 36

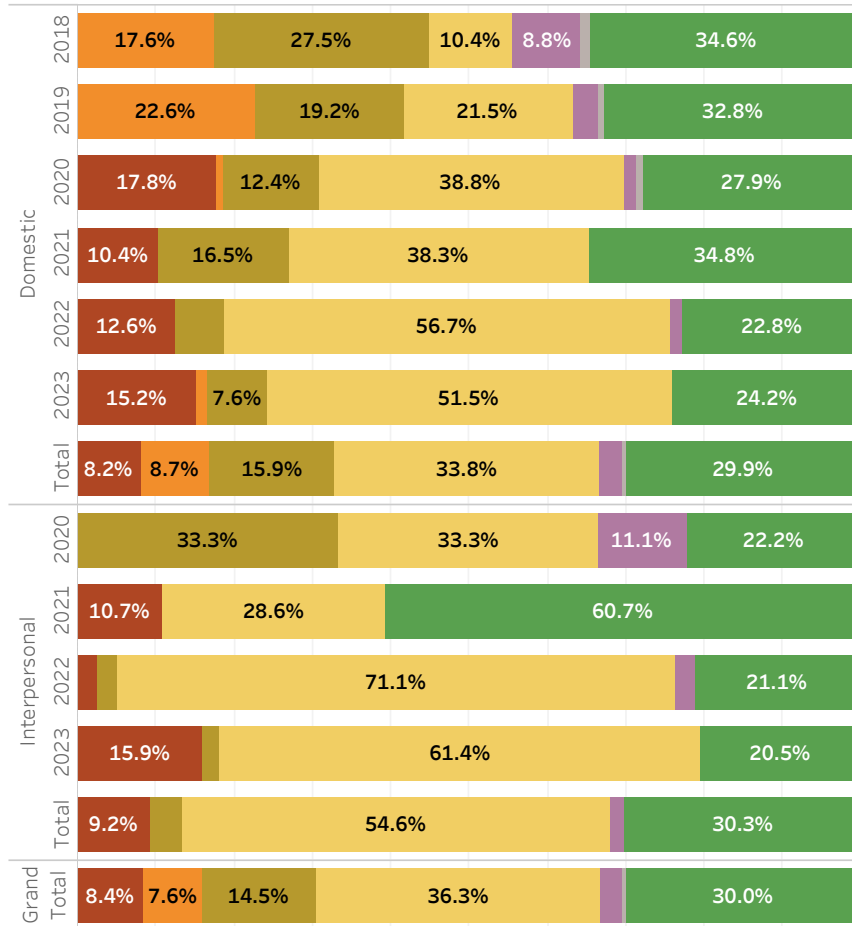


ADMINISTRATIVE OFFICE OF THE COURTS  
Research and Statistics

24\_RS8015

Civil Intimate Partner Violence Protection Cases: Lincoln Trail Area Development District  
Domestic Violence and Interpersonal Protection Cases Disposed CY 2018-2023

Case Outcome (Additional Details): MEADE COUNTY



Case Outcome Details		Case Disposition Date						
		2018	2019	2020	2021	2022	2023	Total
Denied per Case Type Code	Domestic			23	12	16	20	71
	Interpersonal				3	1	7	11
	Total			23	15	17	27	82
Denied per Case Disposition Code	Domestic	32	40	1			2	75
	Total	32	40	1			2	75
Dismissed per JCT with ODVD or ODIS	Domestic	50	34	16	19	8	10	137
	Interpersonal			3		1	1	5
	Total	50	34	19	19	9	11	142
Dismissed per Case Disposition Code	Domestic	19	38	50	44	72	68	291
	Interpersonal			3	8	27	27	65
	Total	19	38	53	52	99	95	356
Transferred	Domestic	2	1	1				4
	Total	2	1	1				4
Other	Domestic	16	6	2		2		26
	Interpersonal			1		1		2
	Total	16	6	3		3		28
Order Granted	Domestic	63	58	36	40	29	32	258
	Interpersonal			2	17	8	9	36
	Total	63	58	38	57	37	41	294
Grand Total		182	177	138	143	165	176	981

Case Outcome Details

Denied per Case Type Code    Dismissed per JCT with ODVD or ODIS    Other  
Denied per Case Disposition Code    Dismissed per Case Disposition Code    Transferred    Order Granted

Statistical Analysis Considerations

\* Data provided from the CourtNet database and eMaintenance database.

\* Rows are not shown for Case Types Expunged and Unknown in the visualization above. These cases are included in the Grand Total row and in the table on this page.

\* Counts represent distinct cases. A given party may be involved in more than one case within a period of time.

Run Date:  
9/4/2024  
Page 28 of 36

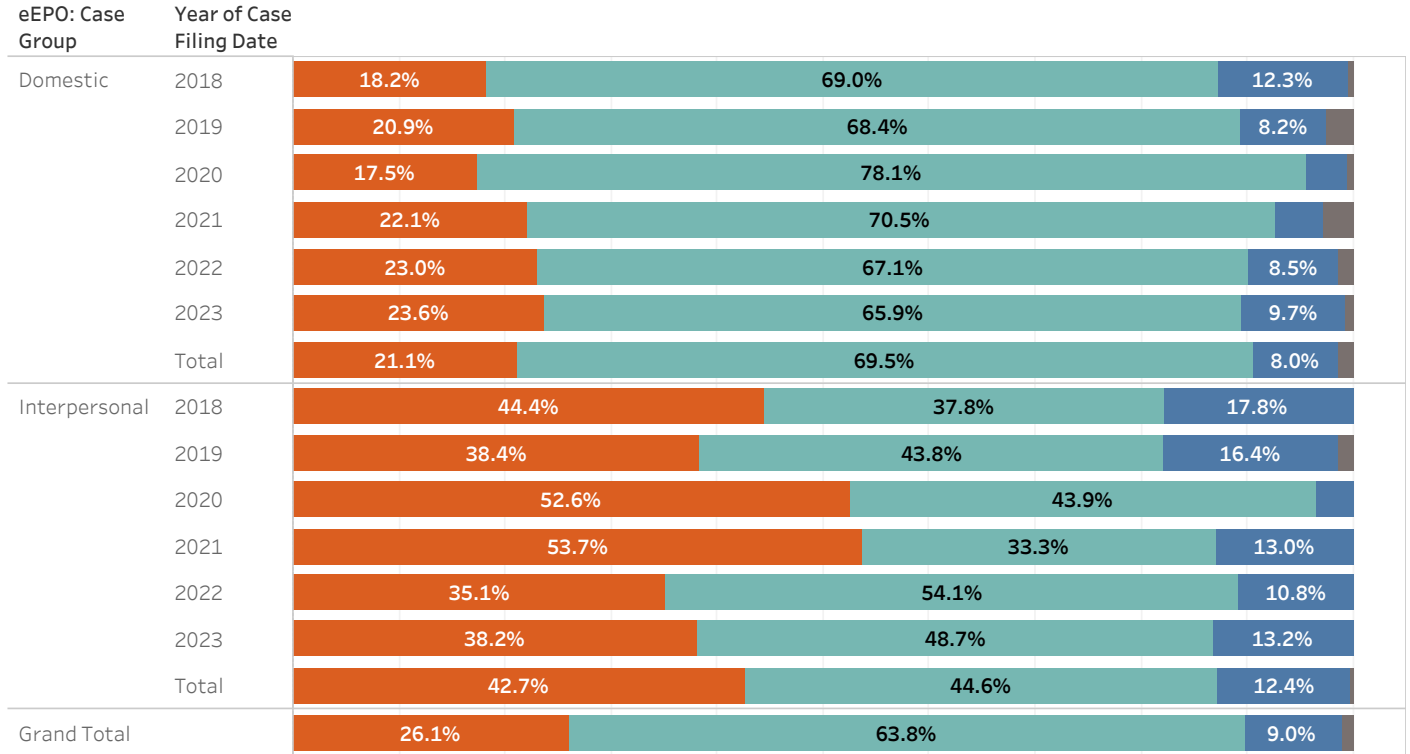


ADMINISTRATIVE OFFICE OF THE COURTS  
Research and Statistics

24\_RS8015

Civil Intimate Partner Violence Protection Cases: Lincoln Trail Area Development District  
Domestic Violence and Interpersonal Protection Cases Filed CY 2018-2023

eEPO Authorization: NELSON COUNTY



eEPO: Authorization

Petition Denied

Summons Only

Emergency/Temporary Protective Order

Case Not Processed in eEPO

		Case Filing Date						
eEPO: Authorization	eEPO: Case Group	2018	2019	2020	2021	2022	2023	Total
Petition Denied	Domestic	37	41	32	48	49	63	270
	Interpersonal	20	28	30	29	26	29	162
	Total	57	69	62	77	75	92	432
Emergency/ Temporary Protective Order	Domestic	140	134	143	153	143	176	889
	Interpersonal	17	32	25	18	40	37	169
	Total	157	166	168	171	183	213	1,058
Summons Only	Domestic	25	16	7	10	18	26	102
	Interpersonal	8	12	2	7	8	10	47
	Total	33	28	9	17	26	36	149
Case Not Processed in eEPO	Domestic	1	5	1	6	3	2	18
	Interpersonal		1					1
	Total	1	6	1	6	3	2	19
Grand Total		248	269	240	271	287	343	1,658

Statistical Analysis Considerations

\* Data provided from the CourtNet database and eMaintenance database.

\* Rows are not shown in the visual above for eEPO Case Groups reflecting expunged cases and cases with unknown Case Type that are not processed in the Electronic Emergency Protection Order (eEPO) application. These cases are included in the Grand Total row and are included in the table on this page.

\* Counts represent distinct cases. A given party may be involved in more than one case within a period of time.

Run Date:

9/4/2024

Page 29 of 36

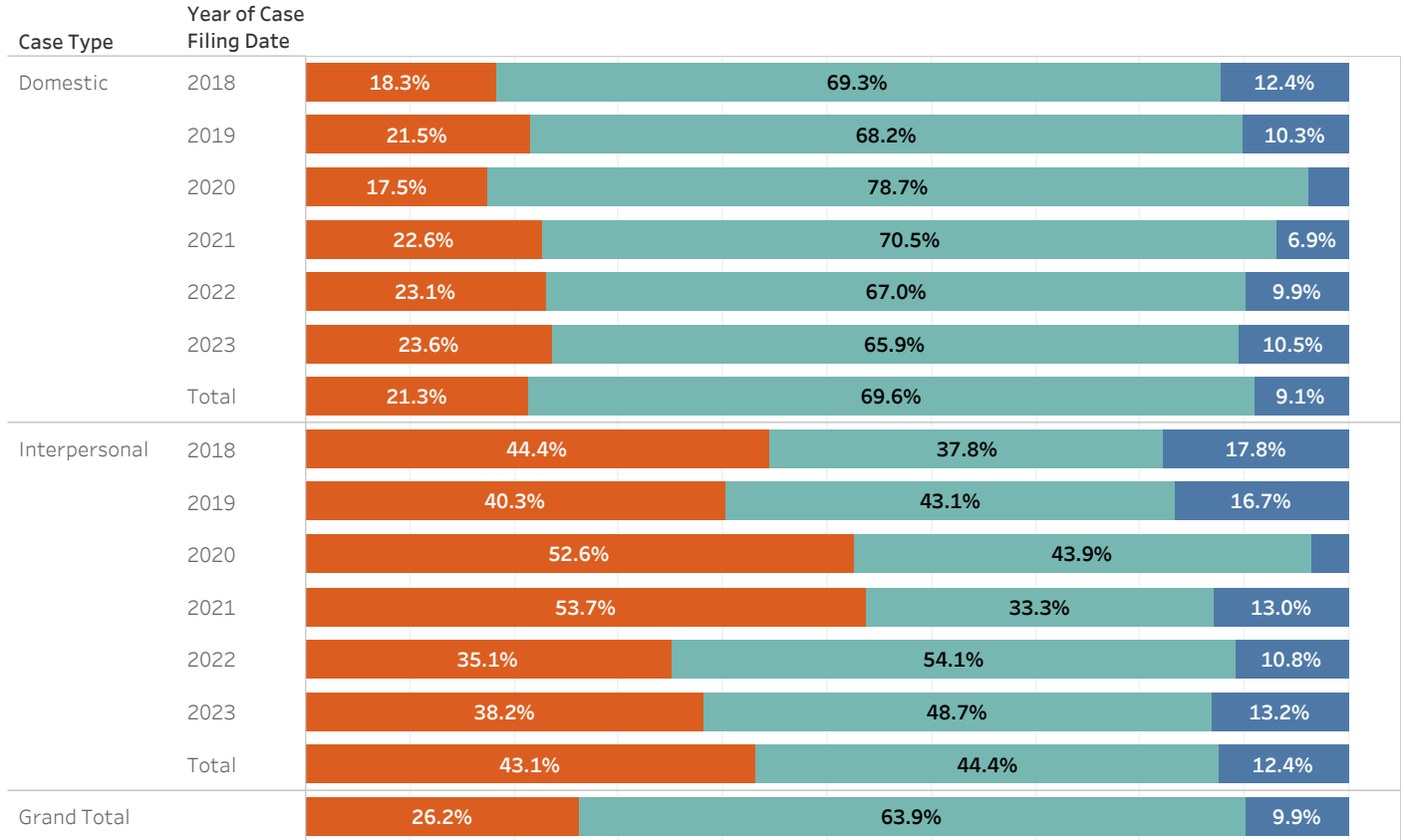


ADMINISTRATIVE OFFICE OF THE COURTS  
Research and Statistics

24\_RS8015

Civil Intimate Partner Violence Protection Cases: Lincoln Trail Area Development District  
Domestic Violence and Interpersonal Protection Cases Filed CY 2018-2023

Petition Outcome: NELSON COUNTY



Petition Outcome

Denied

Emergency / Temporary Order

Summons Only

		Case Filing Date						
Petition Outcome	Case Type	2018	2019	2020	2021	2022	2023	Total
Denied	Domestic	37	42	32	49	49	63	272
	Interpersonal	20	29	30	29	26	29	163
	Total	57	71	62	78	75	92	435
Emergency / Temporary Order	Domestic	140	133	144	153	142	176	888
	Interpersonal	17	31	25	18	40	37	168
	Expunged		2			1		3
	Total	157	166	169	171	183	213	1,059
Summons Only	Domestic	25	20	7	15	21	28	116
	Interpersonal	8	12	2	7	8	10	47
	Expunged	1						1
	Total	34	32	9	22	29	38	164
Grand Total		248	269	240	271	287	343	1,658

Statistical Analysis Considerations

\* Data provided from the CourtNet database and eMaintenance database.

\* Rows are not shown for Case Types Expunged and Unknown in the visualization above. These cases are included in the Grand Total row and in the table on this page.

\* Counts represent distinct cases. A given party may be involved in more than one case within a period of time.

Run Date:

9/4/2024

Page 30 of 36

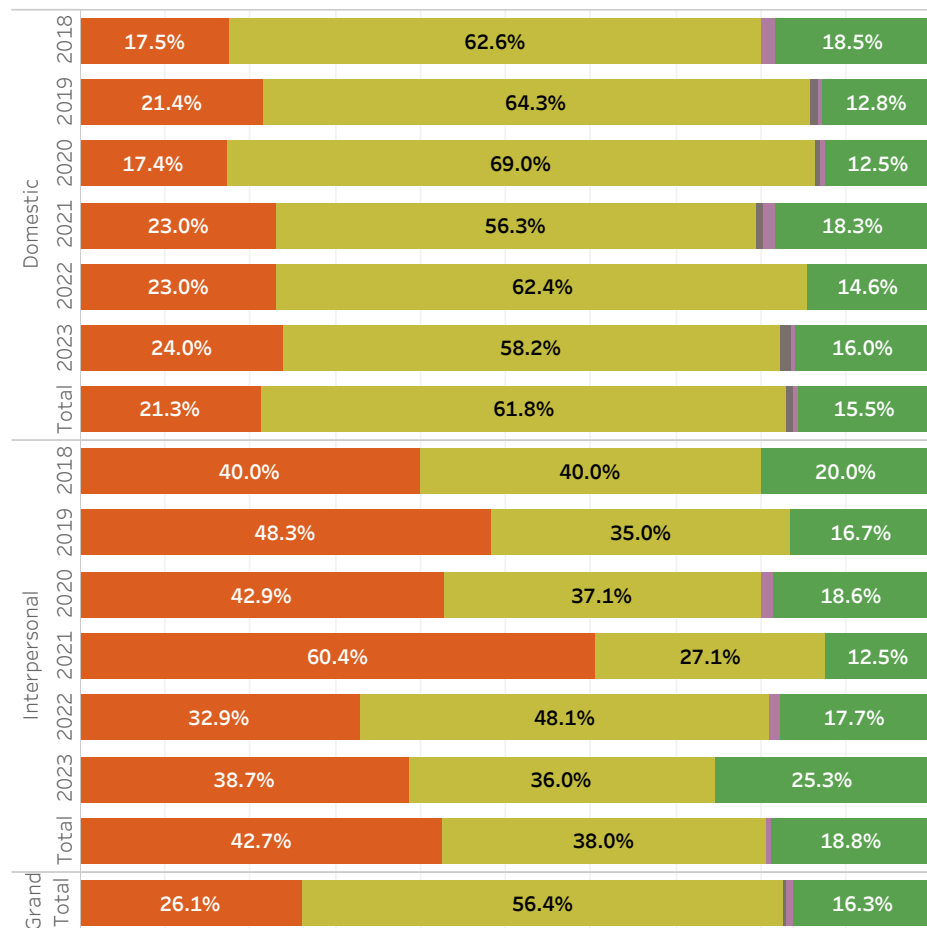


ADMINISTRATIVE OFFICE OF THE COURTS  
Research and Statistics

24\_RS8015

Civil Intimate Partner Violence Protection Cases: Lincoln Trail Area Development District  
Domestic Violence and Interpersonal Protection Cases Disposed CY 2018-2023

Case Outcome (Standard 209A Reporting): NELSON COUNTY



Case Outcome

Denied Transferred Order Granted  
Dismissed Other

		Case Disposition Date						
Case Outcome	Case Type	2018	2019	2020	2021	2022	2023	Total
Denied	Domestic	37	42	32	49	49	63	272
	Interpersonal	20	29	30	29	26	29	163
	Total	57	71	62	78	75	92	435
Dismissed	Domestic	132	126	127	120	133	153	791
	Interpersonal	20	21	26	13	38	27	145
	Expunged	1	2			1		4
	Total	153	149	153	133	172	180	940
Transferred	Domestic		2	1	2		4	9
	Total		2	1	2		4	9
Other	Domestic	3	1	1	3		1	9
	Interpersonal			1		1		2
	Total	3	1	2	3	1	1	11
Order Granted	Domestic	39	25	23	39	31	42	199
	Interpersonal	10	10	13	6	14	19	72
	Total	49	35	36	45	45	61	271
Grand Total		262	258	254	261	293	338	1,666

Statistical Analysis Considerations

\* Data provided from the CourtNet database and eMaintenance database.

\* Rows are not shown for Case Types Expunged and Unknown in the visualization above. These cases are included in the Grand Total row and in the table on this page.

\* Counts represent distinct cases. A given party may be involved in more than one case within a period of time.

Run Date:

9/4/2024

Page 31 of 36

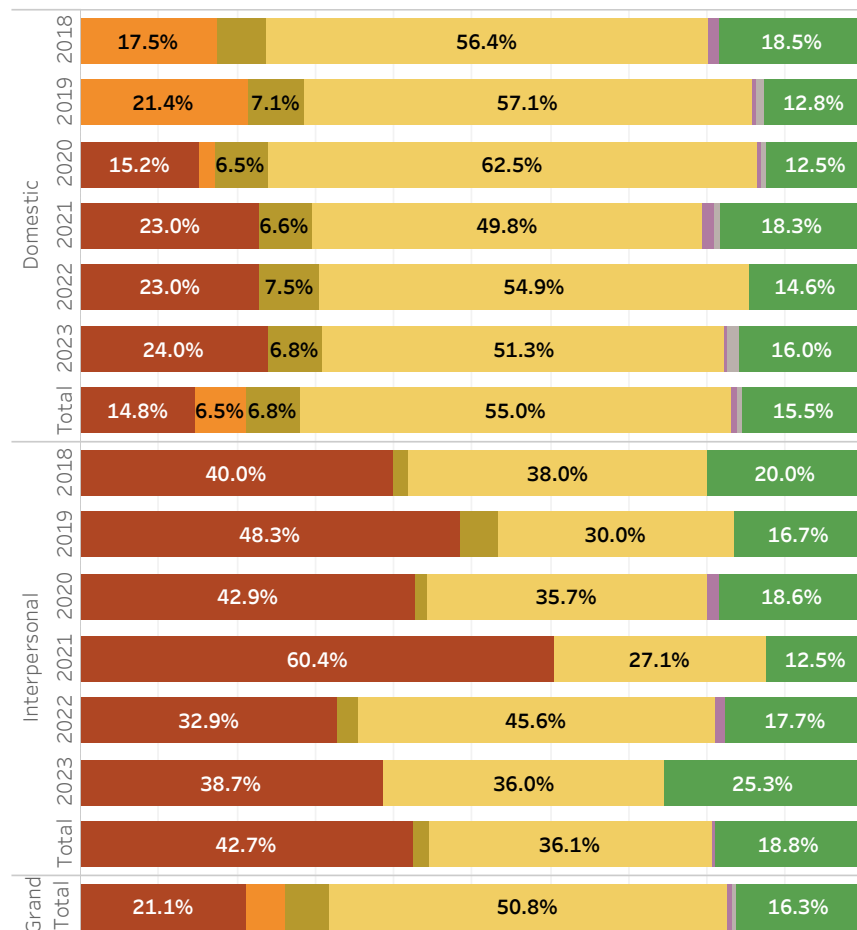


ADMINISTRATIVE OFFICE OF THE COURTS  
Research and Statistics

24\_RS8015

Civil Intimate Partner Violence Protection Cases: Lincoln Trail Area Development District  
Domestic Violence and Interpersonal Protection Cases Disposed CY 2018-2023

Case Outcome (Additional Details): NELSON COUNTY



Case Outcome Details		Case Disposition Date							Total
		2018	2019	2020	2021	2022	2023		
Denied per Case Type Code	Domestic			28	49	49	63	189	
	Interpersonal	20	29	30	29	26	29	163	
	Total	20	29	58	78	75	92	352	
Denied per Case Disposition Code	Domestic	37	42	4				83	
	Total	37	42	4				83	
Dismissed per JCT with ODVD or ODIS	Domestic	13	14	12	14	16	18	87	
	Interpersonal	1	3	1		2		7	
	Total	14	17	13	14	18	18	94	
Dismissed per Case Disposition Code	Domestic	119	112	115	106	117	135	704	
	Interpersonal	19	18	25	13	36	27	138	
	Expunged	1	2			1		4	
	Total	139	132	140	119	154	162	846	
Transferred	Domestic		2	1	2		4	9	
	Total		2	1	2		4	9	
Other	Domestic	3	1	1	3		1	9	
	Interpersonal			1		1		2	
	Total	3	1	2	3	1	1	11	
Order Granted	Domestic	39	25	23	39	31	42	199	
	Interpersonal	10	10	13	6	14	19	72	
	Total	49	35	36	45	45	61	271	
Grand Total		262	258	254	261	293	338	1,666	

Case Outcome Details

Denied per Case Type Code    Dismissed per JCT with ODVD or ODIS    Other    Order Granted  
Denied per Case Disposition Code    Dismissed per Case Disposition Code    Transferred

Statistical Analysis Considerations

\* Data provided from the CourtNet database and eMaintenance database.

\* Rows are not shown for Case Types Expunged and Unknown in the visualization above. These cases are included in the Grand Total row and in the table on this page.

\* Counts represent distinct cases. A given party may be involved in more than one case within a period of time.

Run Date:  
9/4/2024  
Page 32 of 36

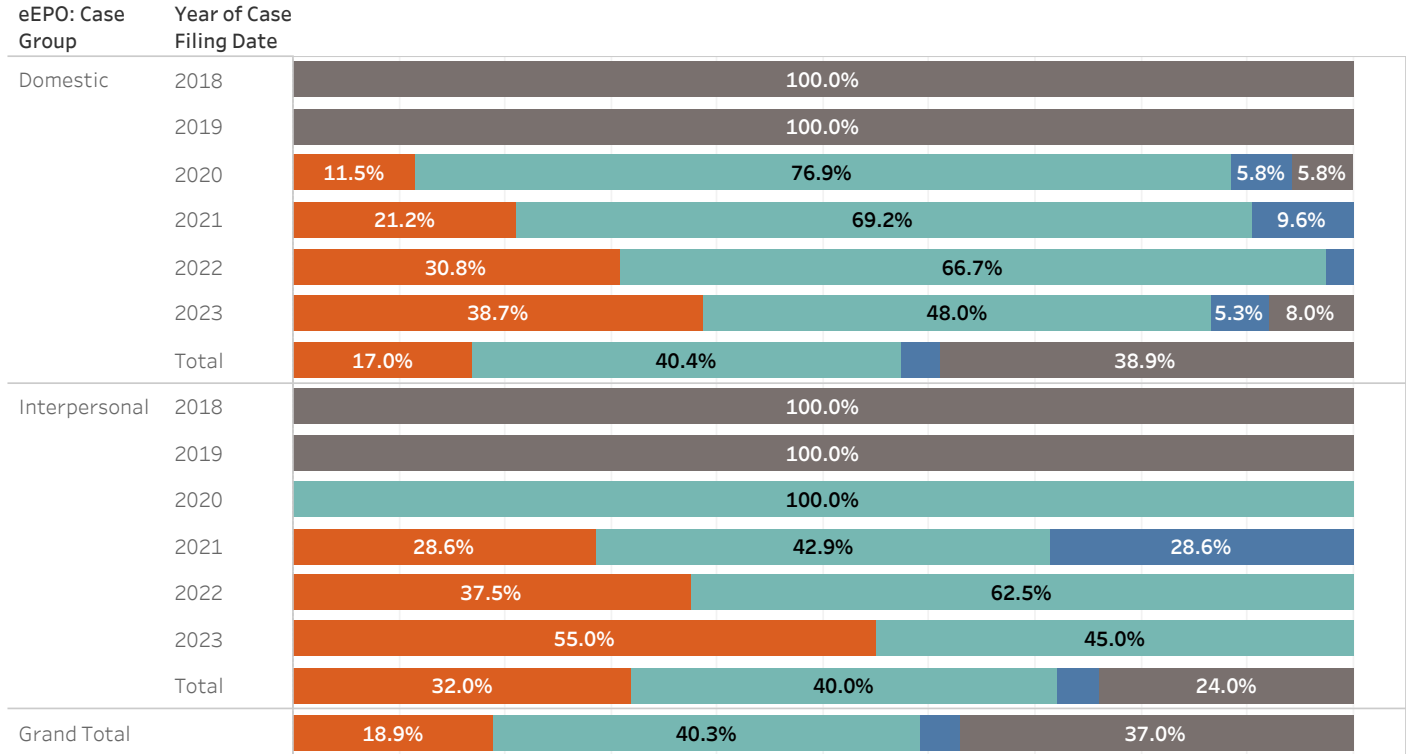


ADMINISTRATIVE OFFICE OF THE COURTS  
Research and Statistics

24\_RS8015

Civil Intimate Partner Violence Protection Cases: Lincoln Trail Area Development District  
Domestic Violence and Interpersonal Protection Cases Filed CY 2018-2023

eEPO Authorization: WASHINGTON COUNTY



eEPO: Authorization

Petition Denied

Summons Only

Emergency/Temporary Protective Order

Case Not Processed in eEPO

		Case Filing Date						Total
eEPO: Authorization	eEPO: Case Group	2018	2019	2020	2021	2022	2023	
Petition Denied	Domestic			6	11	12	29	58
	Interpersonal				2	3	11	16
	Total			6	13	15	40	74
Emergency/ Temporary Protective Order	Domestic			40	36	26	36	138
	Interpersonal			3	3	5	9	20
	Total			43	39	31	45	158
Summons Only	Domestic			3	5	1	4	13
	Interpersonal				2			2
	Total			3	7	1	4	15
Case Not Processed in eEPO	Domestic	60	64	3			6	133
	Interpersonal	10	2					12
	Total	70	66	3			6	145
Grand Total		70	66	55	59	47	95	392

Statistical Analysis Considerations

\* Data provided from the CourtNet database and eMaintenance database.

\* Rows are not shown in the visual above for eEPO Case Groups reflecting expunged cases and cases with unknown Case Type that are not processed in the Electronic Emergency Protection Order (eEPO) application. These cases are included in the Grand Total row and are included in the table on this page.

\* Counts represent distinct cases. A given party may be involved in more than one case within a period of time.

Run Date:

9/4/2024

Page 33 of 36



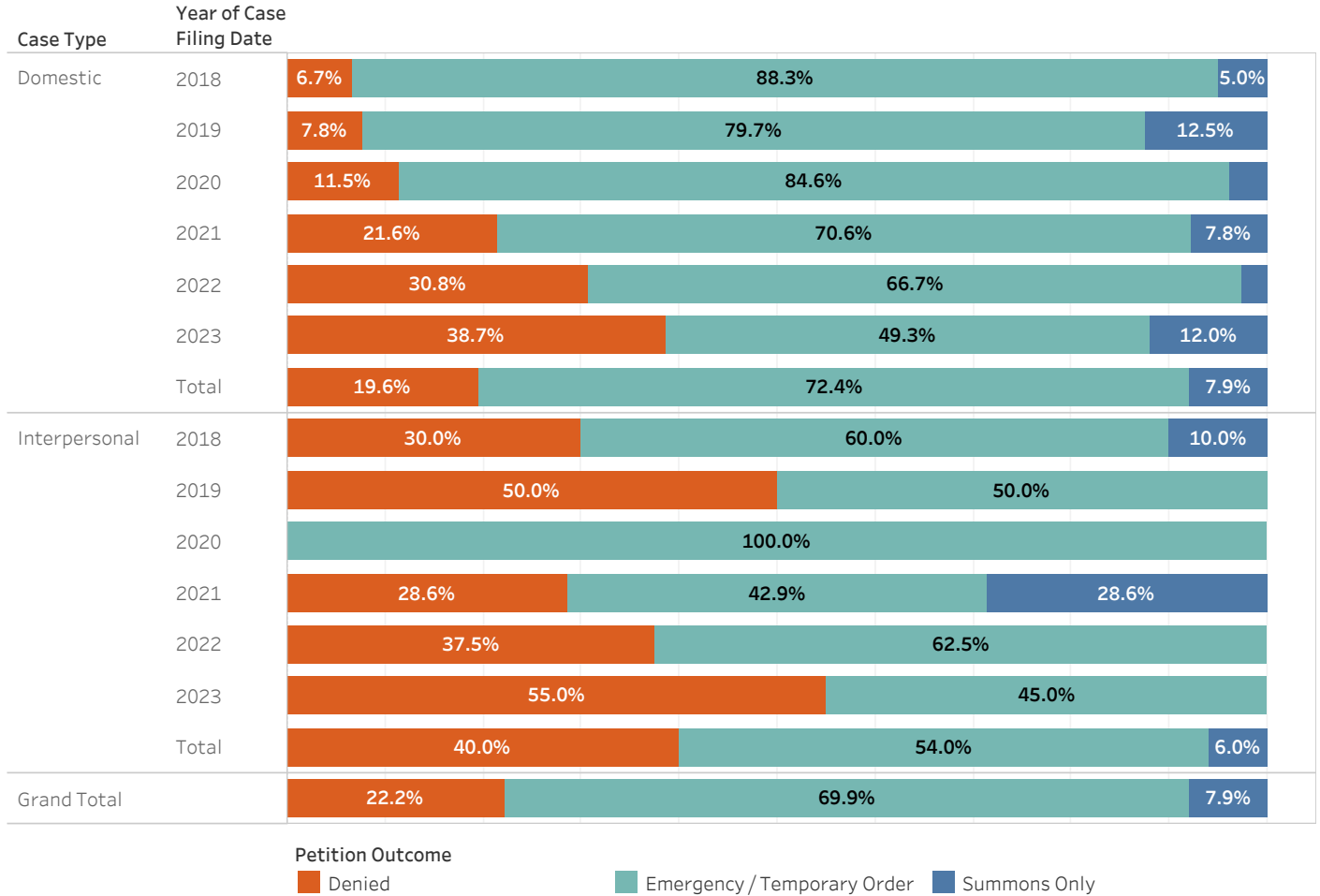


ADMINISTRATIVE OFFICE OF THE COURTS  
Research and Statistics

24\_RS8015

Civil Intimate Partner Violence Protection Cases: Lincoln Trail Area Development District  
Domestic Violence and Interpersonal Protection Cases Filed CY 2018-2023

Petition Outcome: WASHINGTON COUNTY



		Case Filing Date						
Petition Outcome	Case Type	2018	2019	2020	2021	2022	2023	Total
Denied	Domestic	4	5	6	11	12	29	67
	Interpersonal	3	1		2	3	11	20
	Total	7	6	6	13	15	40	87
Emergency / Temporary Order	Domestic	53	51	44	36	26	37	247
	Interpersonal	6	1	3	3	5	9	27
	Total	59	52	47	39	31	46	274
Summons Only	Domestic	3	8	2	4	1	9	27
	Interpersonal	1			2			3
	Expunged				1			1
	Total	4	8	2	7	1	9	31
Grand Total		70	66	55	59	47	95	392

Statistical Analysis Considerations

\* Data provided from the CourtNet database and eMaintenance database.

\* Rows are not shown for Case Types Expunged and Unknown in the visualization above. These cases are included in the Grand Total row and in the table on this page.

\* Counts represent distinct cases. A given party may be involved in more than one case within a period of time.

Run Date:

9/4/2024

Page 34 of 36

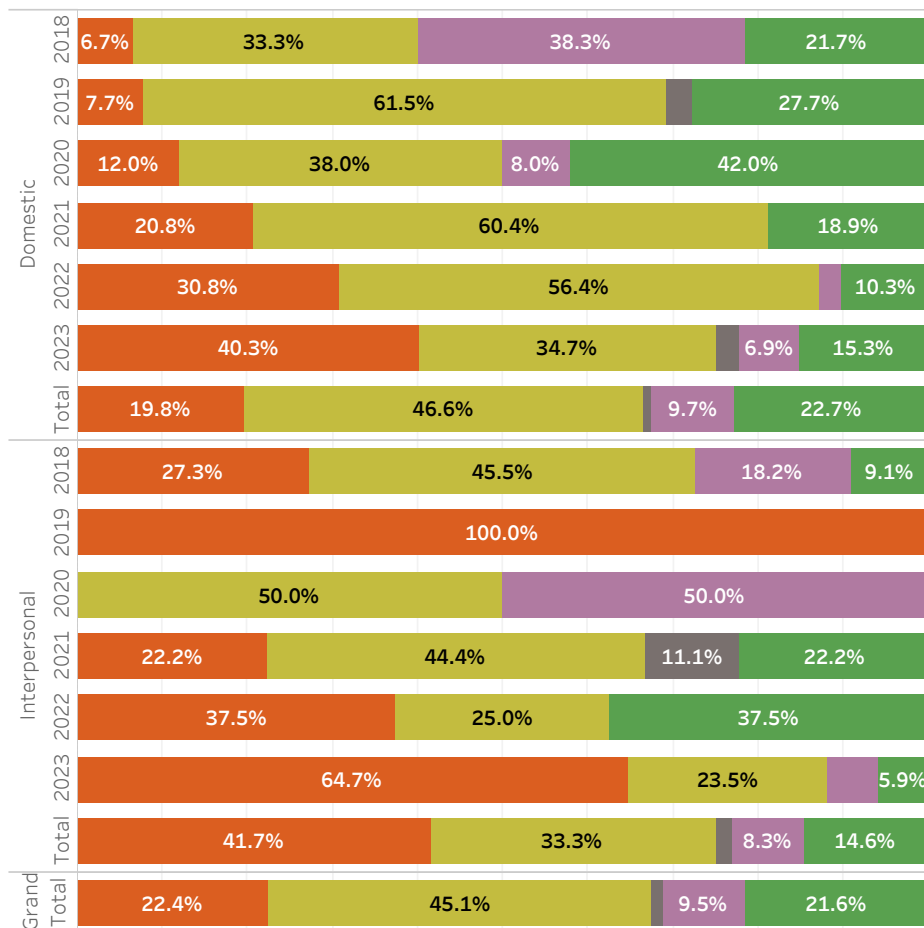


ADMINISTRATIVE OFFICE OF THE COURTS  
Research and Statistics

24\_RS8015

Civil Intimate Partner Violence Protection Cases: Lincoln Trail Area Development District  
Domestic Violence and Interpersonal Protection Cases Disposed CY 2018-2023

Case Outcome (Standard 209A Reporting): WASHINGTON COUNTY



		Case Disposition Date						
Case Outcome	Case Type	2018	2019	2020	2021	2022	2023	Total
Denied	Domestic	4	5	6	11	12	29	67
	Interpersonal	3	1		2	3	11	20
	Total	7	6	6	13	15	40	87
Dismissed	Domestic	20	40	19	32	22	25	158
	Interpersonal	5		1	4	2	4	16
	Expunged				1			1
Transferred	Domestic		2				2	4
	Interpersonal				1			1
	Total		2		1		2	5
Other	Domestic	23		4		1	5	33
	Interpersonal	2		1			1	4
	Total	25		5		1	6	37
Order Granted	Domestic	13	18	21	10	4	11	77
	Interpersonal	1			2	3	1	7
	Total	14	18	21	12	7	12	84
Grand Total		71	66	52	63	47	89	388

Case Outcome

Denied Transferred Order Granted  
Dismissed Other

Statistical Analysis Considerations

\* Data provided from the CourtNet database and eMaintenance database.

\* Rows are not shown for Case Types Expunged and Unknown in the visualization above. These cases are included in the Grand Total row and in the table on this page.

\* Counts represent distinct cases. A given party may be involved in more than one case within a period of time.

Run Date:

9/4/2024

Page 35 of 36

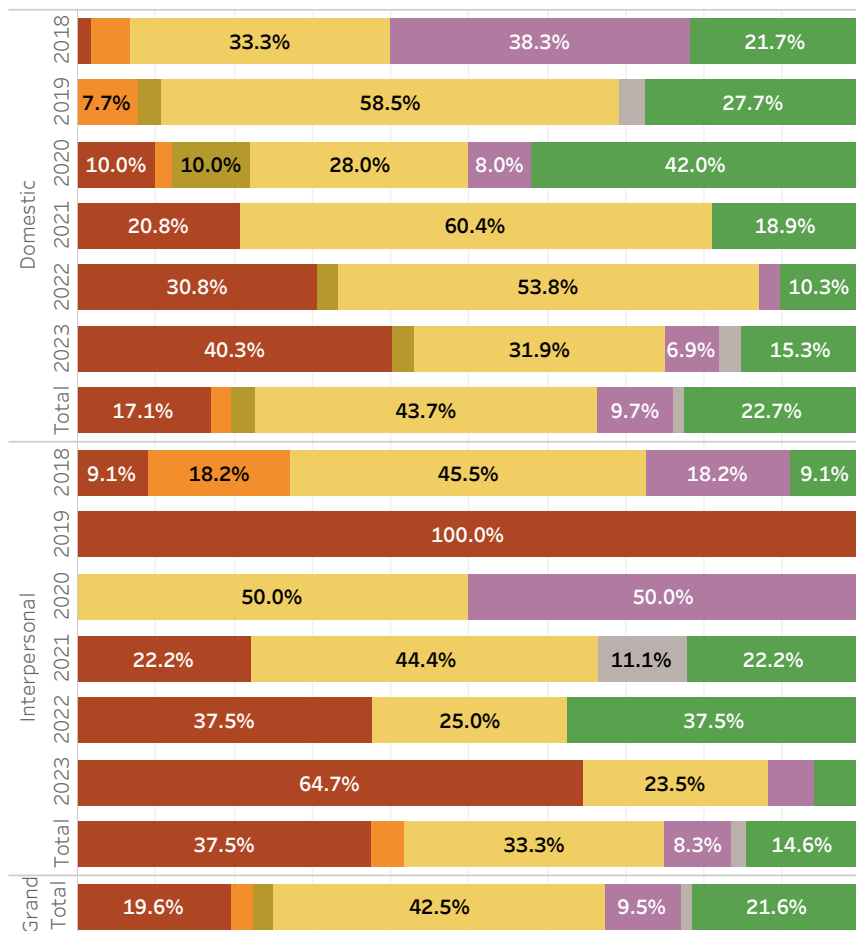


ADMINISTRATIVE OFFICE OF THE COURTS  
Research and Statistics

24\_RS8015

Civil Intimate Partner Violence Protection Cases: Lincoln Trail Area Development District  
Domestic Violence and Interpersonal Protection Cases Disposed CY 2018-2023

Case Outcome (Additional Details): WASHINGTON COUNTY



Case Outcome Details		Case Disposition Date						Total
		2018	2019	2020	2021	2022	2023	
Denied per Case Type Code	Domestic	1		5	11	12	29	58
	Interpersonal	1	1		2	3	11	18
	Total	2	1	5	13	15	40	76
Denied per Case Disposition Code	Domestic	3	5	1				9
	Interpersonal	2						2
	Total	5	5	1				11
Dismissed per JCT with ODVD or ODIS	Domestic		2	5		1	2	10
	Total		2	5		1	2	10
Dismissed per Case Disposition Code	Domestic	20	38	14	32	21	23	148
	Interpersonal	5		1	4	2	4	16
	Expunged				1			1
	Total	25	38	15	37	23	27	165
Transferred	Domestic		2				2	4
	Interpersonal				1			1
	Total		2		1		2	5
Other	Domestic	23		4		1	5	33
	Interpersonal	2		1			1	4
	Total	25		5		1	6	37
Order Granted	Domestic	13	18	21	10	4	11	77
	Interpersonal	1			2	3	1	7
	Total	14	18	21	12	7	12	84
Grand Total		71	66	52	63	47	89	388

Case Outcome Details

Denied per Case Type Code    Dismissed per JCT with ODVD or ODIS    Other    Order Granted  
Denied per Case Disposition Code    Dismissed per Case Disposition Code    Transferred

Statistical Analysis Considerations

\* Data provided from the CourtNet database and eMaintenance database.

\* Rows are not shown for Case Types Expunged and Unknown in the visualization above. These cases are included in the Grand Total row and in the table on this page.

\* Counts represent distinct cases. A given party may be involved in more than one case within a period of time.

Run Date:  
9/4/2024  
Page 36 of 36