



The Department of Information and Technology Services
Research and Statistics
1001 Vandalay Drive
Frankfort, KY 40601
(502) 573-2350

INDIVIDUALS RELEASED PER EXECUTIVE COMMUTATION AND SUBSEQUENT CRIMINAL CASES

October 6, 2023

By

Christopher Garrison (*Data Analysis Specialist*)

Daniel Sturtevant (*Data Officer*)

Statistics Overall Description

On June 19, 2023, Representative Kevin Bratcher requested that Research & Statistics provide an update to a previous report regarding subsequent criminal cases filed against individuals released per executive commutation on April 3, 2020, and on August 24, 2020, due to the COVID-19 Pandemic.

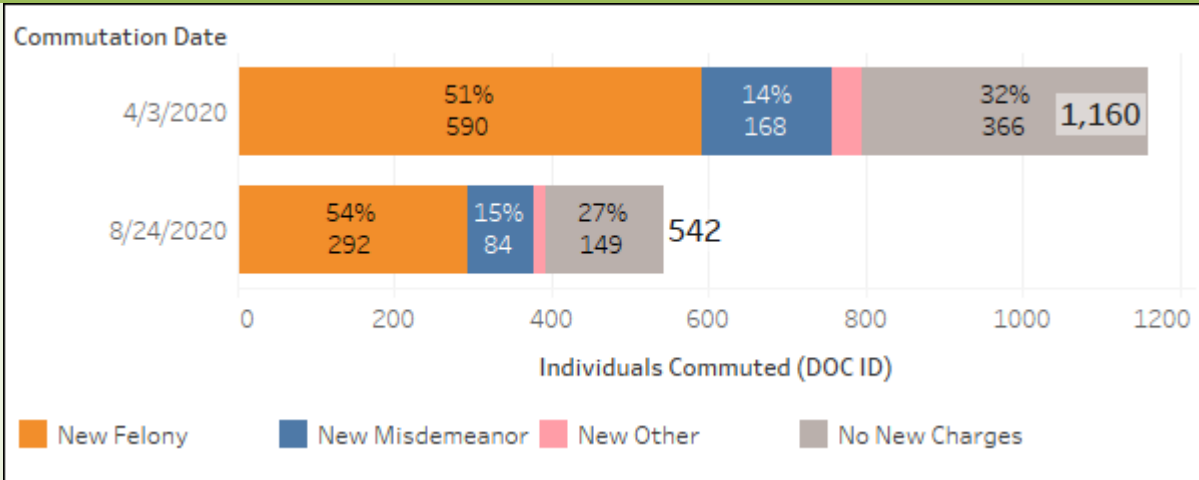
On July 30, 2021 the Kentucky Department of Corrections provided a dataset including individuals released by commutation on April 3, 2020 and August 24, 2020. The inclusion of original case numbers and dates of birth in this data set allowed for match between this dataset and the CourtNet database. This dataset included 544 individuals identified by DOC ID. These 544 DOC IDs all also appeared in the original dataset provided by Representative Nemes. This original dataset also included 102 additional DOC IDs not included in the dataset provided by the Department of Corrections. These additional DOC IDs are not included in this report or any subsequent computations described.

The CourtNet database was queried for Circuit Criminal cases in which the case number matched a case number from the Department of Corrections dataset and the defendant's date of birth. The Criminal History Key – an individual identifier used by the AOC Department of Records in the performance of background checks – was identified from the Circuit Criminal cases resulting from this join. False positive matches were eliminated. Criminal History keys were identified for all DOC IDs.

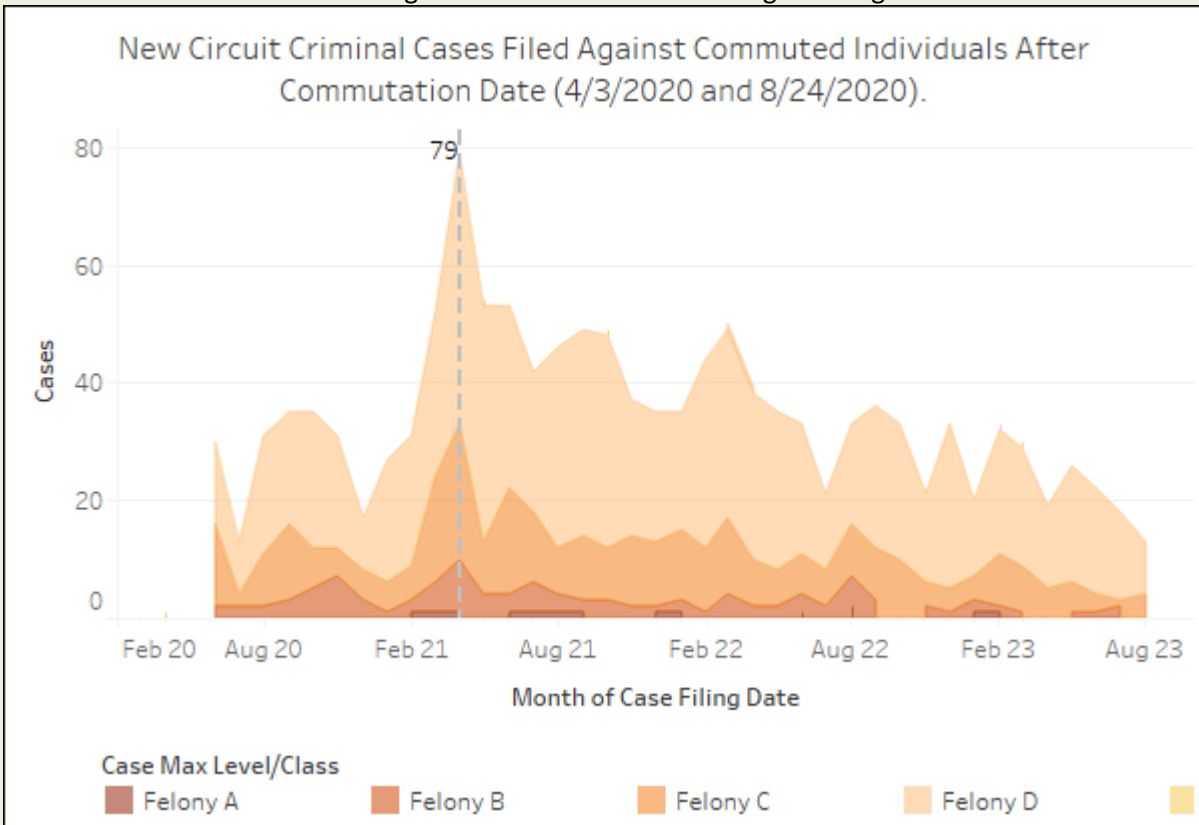
CourtNet was queried a second time for any criminal cases subsequently filed in District or Circuit Court in which the defendant's criminal history key matched a criminal history key identified as described above and in which the case filing date was later than the indicated commutation date (April 3, 2020 and August 24, 2020).

INDIVIDUALS RELEASED PER EXECUTIVE COMMUTATION AND SUBSEQUENT CRIMINAL CASES

Statistical Report 21_RS8014



The image above presents the total number of individuals released on each commutation date and includes the number and percentage of the most serious new criminal case filed against each individual, if there is any such case. 68% of individuals identified by DOC ID from the 4/3/2020 release cohort have had at least one criminal case including at least a misdemeanor charge filed against them since release, and 69% of individuals identified by DOC ID from the 8/24/2020 release cohort have had at least one criminal case including at least a misdemeanor charge filed against them.



The image above shows the number of new Circuit Criminal cases filed against the specified individuals following their commutation date. It presents the trend of cases filed each month with an indication of the class of the most serious felony charge in each case. The dotted reference line indicates April 2021,

INDIVIDUALS RELEASED PER EXECUTIVE COMMUTATION AND SUBSEQUENT CRIMINAL CASES

Statistical Report 21_RS8014

which is noted for having the most new Circuit Criminal case filings in one month among any with reportable data. There were 5,282 Circuit Criminal cases filed in April 2021, an increase of 49% relative to the previous month's 2,581 new cases. The previous pre-pandemic high was 3,865 filed in June 2019¹. The 79 cases filed in April 2021 against the individuals included in this report account for 1.5% of the 5,282 Circuit Criminal cases filed in April 2021 and as such do not represent a significant factor in this single month's increased filing rate.

Eleven additional pages of reporting are attached below. This content is all limited to the newly filed criminal cases and does not count those DOC IDs associated with individuals against whom no new cases were filed. The first seven pages display all newly filed criminal cases, while pages eight through eleven are limited to only those newly filed criminal cases in which a charge meets criteria for KRS 532.200² (Violent Offense).

The first page presents the number of individuals (counting DOC ID) and presents the most serious offense according to the criminal categories defined by the Court Statistics Project (CSP) of the National Center for State Courts. The most serious offense per DOC ID in either jurisdiction is indicated. Color indicates the level and class of the offense with the most serious penalty filed against each individual. The two sets of individuals associated with each commutation date are reported separately.

The second and third pages present the number of distinct new criminal cases filed against the specified individuals commuted on April 3, 2020. The second page chart group the new criminal cases by jurisdiction (Circuit or District Court) and the level and class of the offense with the highest penalty. The third page chart groups the new cases by jurisdiction and by the CSP category of the most serious charge in each case. Color indicates the level and class of the charge with the most serious penalty.

The fourth and fifth pages present the number of distinct new criminal cases filed against the specified individuals commuted on August 24, 2020. The fourth page chart group the new criminal cases by jurisdiction (Circuit or District Court) and the level and class of the offense with the highest penalty. The fifth page chart groups the new cases by jurisdiction and by the CSP category of the most serious charge in each case. Color indicates the level and class of the charge with the most serious penalty.

The sixth and seventh pages present the number of distinct charges, distinct criminal cases, and individuals in a cross-tabulation. Counts are grouped by Jurisdiction, the level and class of each charge, and the CSP Category of each charge. The fourth page reports those individuals commuted April 3, 2020 and the fifth page reports those commuted August 24, 2020.

Limited to new cases including violent offenses as defined in KRS 532.200, the eighth page presents the number of individuals (counting DOC ID) and presents the most serious offense according to the criminal categories defined by the Court Statistics Project (CSP) of the National Center for State Courts. The most serious offense per DOC ID in either jurisdiction is indicated. Color indicates the level and

¹ Caseload: Monthly by Category <https://kycourts.gov/AOC/Information-and-Technology/Analytics/Pages/Caseload-Monthly-by-Category.aspx> retrieved 10/5/2023.

² KRS 532.200 – “violent felony offense.” <https://apps.legislature.ky.gov/law/statutes/statute.aspx?id=20059> retrieved 10/5/2023.

INDIVIDUALS RELEASED PER EXECUTIVE COMMUTATION AND SUBSEQUENT CRIMINAL CASES

Statistical Report 21_RS8014

class of the offense with the most serious penalty filed against each individual. The two sets of individuals associated with each commutation date are reported separately.

The ninth page presents the number of distinct new criminal cases filed against the specified individuals commuted on April 3, 2020 meeting criteria for KRS 532.200 (Violent Offenses). The top chart groups the new criminal cases by jurisdiction (Circuit or District Court) and the level and class of the offense with the highest penalty. The bottom chart groups the new cases by jurisdiction and by the CSP category of the most serious charge in each case. Color indicates the level and class of the charge with the most serious penalty.

The tenth page presents the number of distinct new criminal cases filed against the specified individuals commuted on August 24, 2020, meeting criteria for KRS 532.200 (Violent Offenses). The top chart groups the new criminal cases by jurisdiction (Circuit or District Court) and the level and class of the offense with the highest penalty. The bottom chart groups the new cases by jurisdiction and by the CSP category of the most serious charge in each case. Color indicates the level and class of the charge with the most serious penalty.

The eleventh page presents the number of distinct charges, distinct criminal cases, and individuals in a cross-tabulation for those cases meeting criteria for KRS 532.200 (Violent Offenses). Counts are grouped by Jurisdiction, the level and class of each charge, and the CSP Category and AOC Offense Category of each charge. The top table reports those individuals commuted April 3, 2020, and the bottom table reports those commuted August 24, 2020.

Statistical Analysis Considerations:

- These statistics represent a snapshot in time, as of the date of the second query described above to the CourtNet database August 30, 2023.
- The felony offense “FUGITIVE FROM ANOTHER STATE – WARRANT REQUIRED” is not considered reportable in the Court Statistics Project framework. Cases or individuals with this offense charged and no other felony offenses are indicated as having a highest penalty level of felony but a CSP category indicating a level lower than felony.

Data Variables

Database	Data Variable	Description
DOC Dataset	Commutation Date	The date indicated for the commutation of sentence. The report includes commutations from April 3, 2020 and August 24, 2020.
	Individuals Commuted (DOC ID)	The number of unique individuals is counted using this Department of Corrections serial ID. The field is called “DOC” in the original dataset.
CourtNet	Report Category	As used in the first image:

INDIVIDUALS RELEASED PER EXECUTIVE COMMUTATION AND SUBSEQUENT CRIMINAL CASES

Data Variables		
		<ul style="list-style-type: none"> • New Felony: A criminal case including at least one felony charge has been filed in Circuit or District Court against this individual. • New Misdemeanor: A criminal case including at least one misdemeanor charge but no felony charges has been filed in District Court against this individual. • New Other: A criminal case including no felony nor misdemeanor charges has been filed in District Court against this individual. This case includes violation-level offenses and/or offenses without an associated penalty level (e.g. Contempt).
	Case Filing Date	The date on which a case was filed.
	Jurisdiction	The jurisdiction in which a case was filed (Circuit or District Court).
	Charge Level	<p>Categorizes the charge(s)/offense(s) according to severity for the purposes of sentencing. The charge level is determined by the UOR's ASCF code. Charge levels are reported as the following:</p> <ul style="list-style-type: none"> • Felony – Felonies are the most serious types of crimes, punishable by prison sentences of greater than one year. • Misdemeanor – Misdemeanors are more serious than violations, punishable by up to a year in jail time. • Violation – Violations are the least serious type of crime, usually involving a citation with a penalty of a fine. However, possible other potential penalties may be involved. • Local Ordinance – Violation level offenses defined by county or city ordinance rather than statewide statute. • Other – offenses created for administrative purposes are listed as Other. <p>The penalty level and class are reported for individual charges, for the most serious charge in a distinct case, or for the most serious charge filed against an individual identified by DOC ID in any case.</p>
	Charge Class	<p>Classifications are based on the severity of the penalty, with A, B, C & D. Class A is the most severe and Class D is the least.</p> <p>Felonies are classified, for the purpose of sentencing, into four categories: (1) Class A felonies; (2) Class B felonies; (3) Class C felonies; and (4) Class D felonies.</p> <p>Misdemeanors are classified, for the purpose of sentencing, into two categories: (1) Class A misdemeanors; (2) Class B misdemeanors.</p> <p>The penalty level and class are reported for individual charges, for the most serious charge in a distinct case, or for the most serious charge filed against an individual identified by DOC ID in any case.</p>
	CSP Category	Categories defined by the Court Statistics Project of the National Center for State Courts. Criminal cases are defined by the most serious type of

INDIVIDUALS RELEASED PER EXECUTIVE COMMUTATION AND SUBSEQUENT CRIMINAL CASES

Data Variables

		included offense according to a categorical hierarchy. Definitions and more information are available at https://www.courtstatistics.org/_data/assets/pdf_file/0026/23984/stat-e-court-guide-to-statistical-reporting.pdf
	Cases	The number of distinct cases. A criminal case may have one or more charges and an individual may be a defendant in multiple criminal cases during a given period of time.
	Charges	The number of charges included in the reported criminal cases.

Disclaimer Associated with KCOJ/AOC Database(s) and Element(s)

RESEARCH AND STATISTICS DISCLAIMER

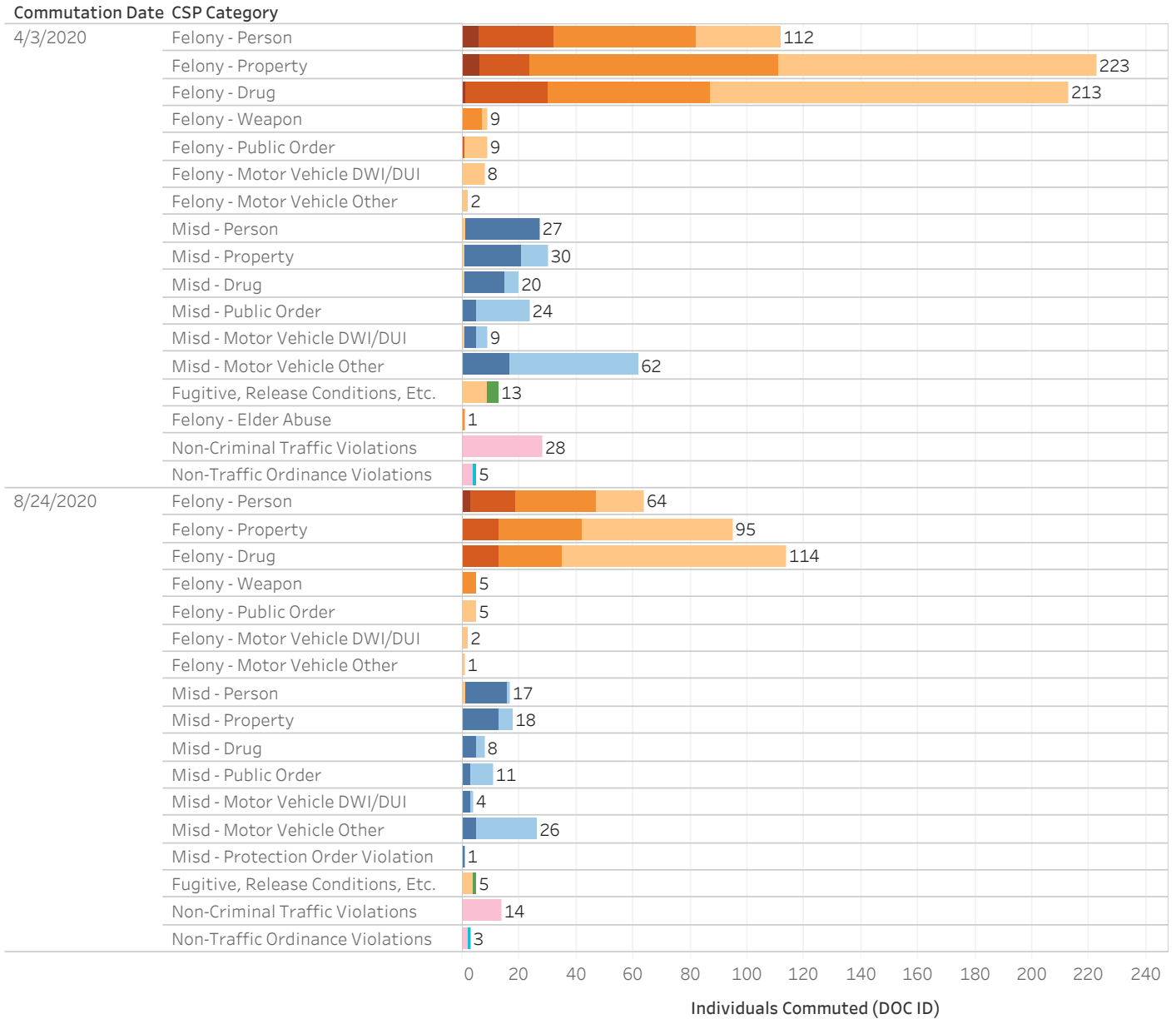
Information received from KYCourts/CourtNet is subject to change(s), reprogramming, modification(s) of format and availability at the direction of the Administrative Office of the Courts (AOC), and may not at any particular moment reflect the true status of court cases due to ordinary limitation(s), delay(s) or error(s) in the system's operation. The KYCourts/CourtNet database is not a real-time system. All datasets are a snapshot of case data at the time a query is run. Case counts are not counts of individuals as some persons may have multiple cases.

The AOC disclaims any warranties as to the validity of the information obtained from KYCourts/CourtNet. The recipient is solely responsible for verifying information received from KYCourts/CourtNet through the cross-referencing of official court records. The AOC shall not be liable to the recipient, or to any third party using the system or information obtained therefrom, for any damages whatsoever arising out of the use of KYCourts/CourtNet.

**ADMINISTRATIVE OFFICE OF THE COURTS
Research and Statistics**

21_RS8014

**Individuals Released per Executive Commutation And Subsequent Criminal Cases
Most Serious Offense Charged In New Criminal Case Filed After Commutation Date by CSP Category**



Statistical Analysis Considerations

- * Data provided from the CourtNet Database.
- * The single most serious offense by CSP category in any Circuit or District Criminal case per DOC ID is reported here.
- * Defendants commuted without newly filed criminal cases are not reported here.
- * Felony-Level cases with Misdemeanor CSP Categories include the Class D Felony offense "FUGITIVE FROM ANOTHER STATE - WARRANT REQUIRED", which is not considered reportable by the Court Statistics Project.

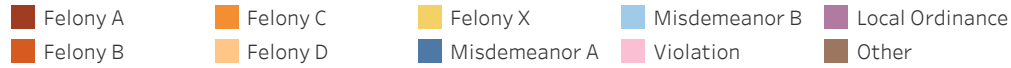
CourtNet Data Queried:
9/19/2023
Page 1 of 11

**ADMINISTRATIVE OFFICE OF THE COURTS
Research and Statistics**

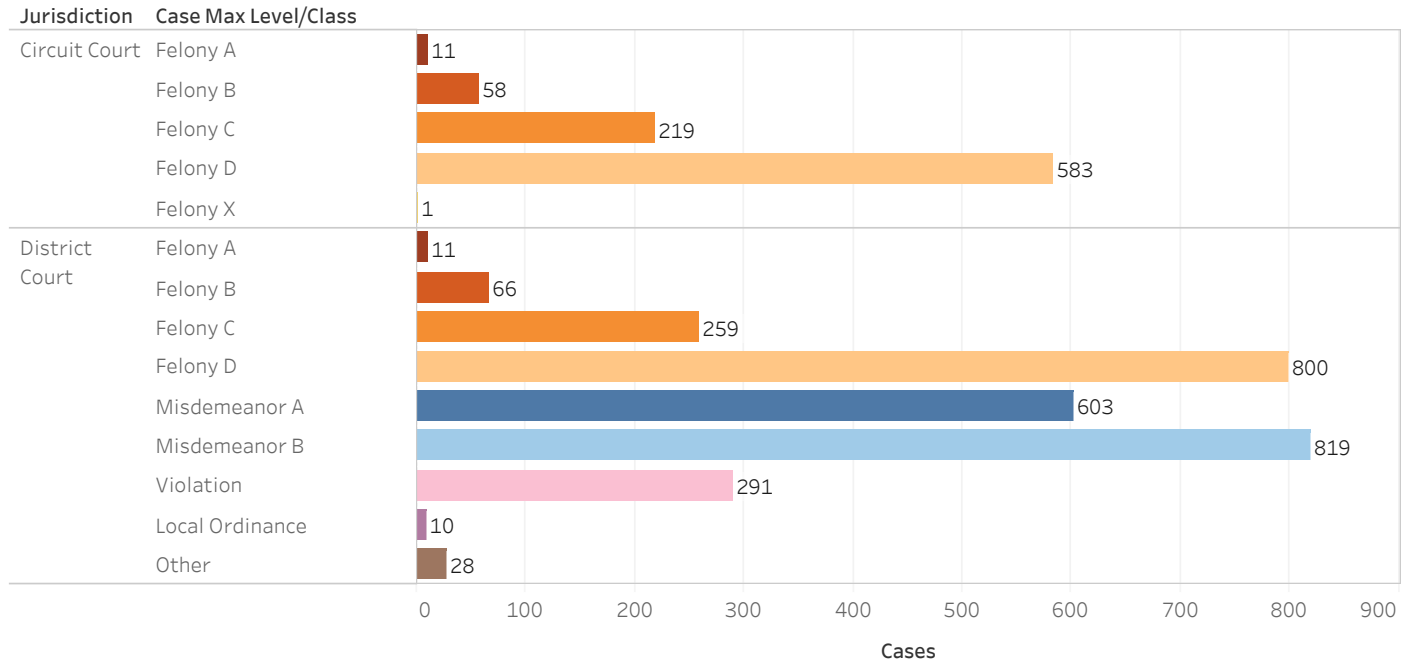
21_RS8014

**Individuals Released per Executive Commutation And Subsequent Criminal Cases
Most Serious Offense Charged In New Criminal Case Filed After Commutation Date by CSP Category
Criminal Cases Filed After 4/3/2020 Against Defendants Commuted 4/3/2020**

Most Serious Charge Level & Class Per Case



Most Serious Charge Level & Class Per Case



Statistical Analysis Considerations

* Data provided from the CourtNet Database.

* This page includes all newly filed criminal cases against the specified defendants reported separately. If a single incident resulted in both a District and Circuit criminal case, each is reported here separately.

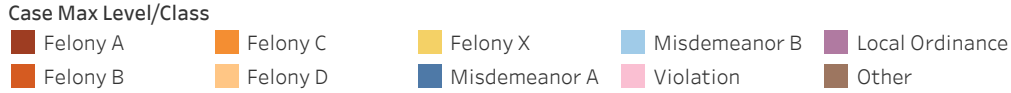
CourtNet Data Queried:

9/19/2023

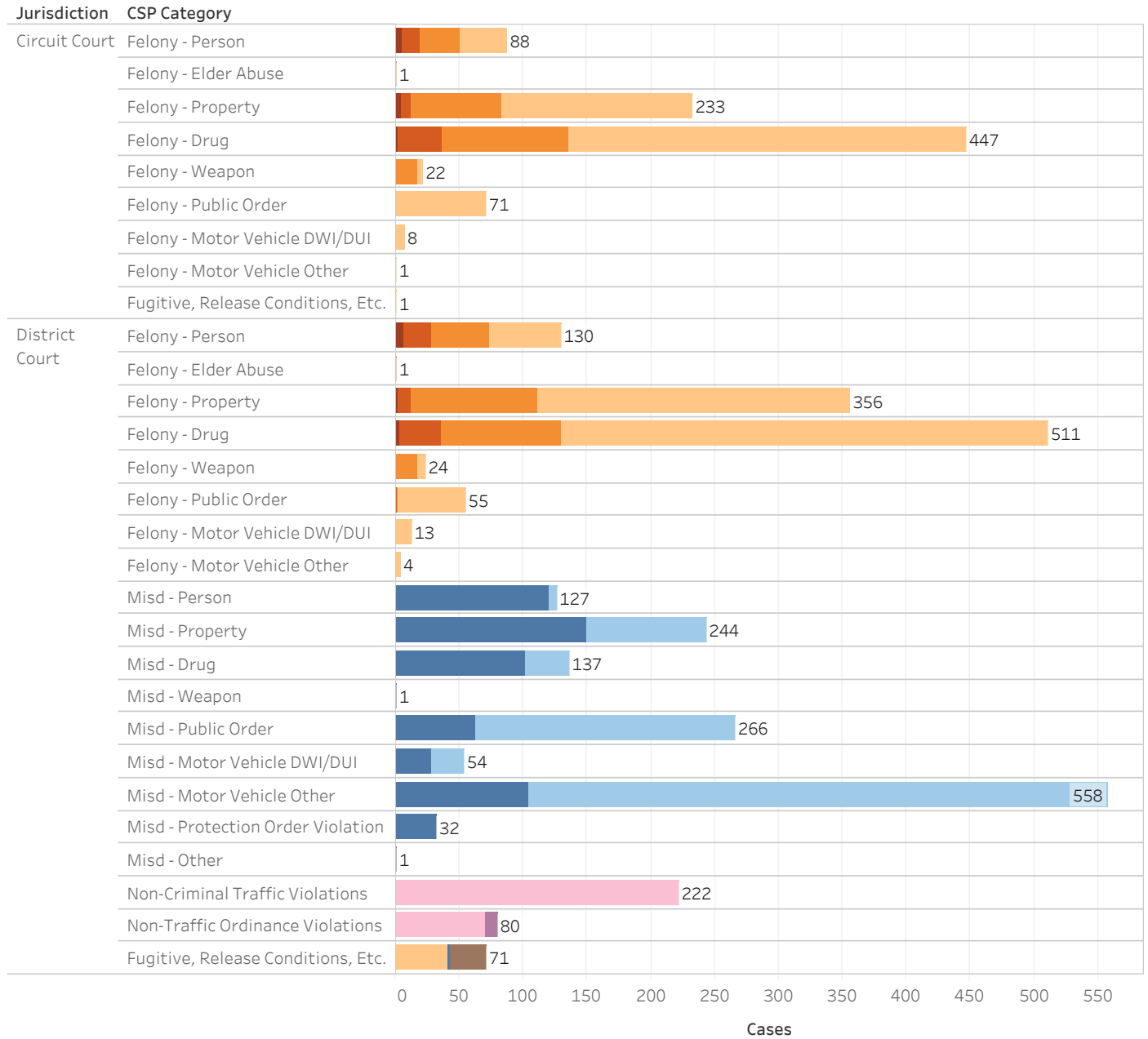
Page 2 of 11

**ADMINISTRATIVE OFFICE OF THE COURTS
Research and Statistics**

**Individuals Released per Executive Commutation And Subsequent Criminal Cases
Most Serious Offense Charged In New Criminal Case Filed After Commutation Date by CSP Category
Criminal Cases Filed After 4/3/2020 Against Defendants Commuted 4/3/2020**



Most Serious Charge Per Case by CSP Category



Statistical Analysis Considerations

* Data provided from the CourtNet Database.

* This page includes all newly filed criminal cases against the specified defendants reported separately. If a single incident resulted in both a District and Circuit criminal case, each is reported here separately.

CourtNet Data Queried:

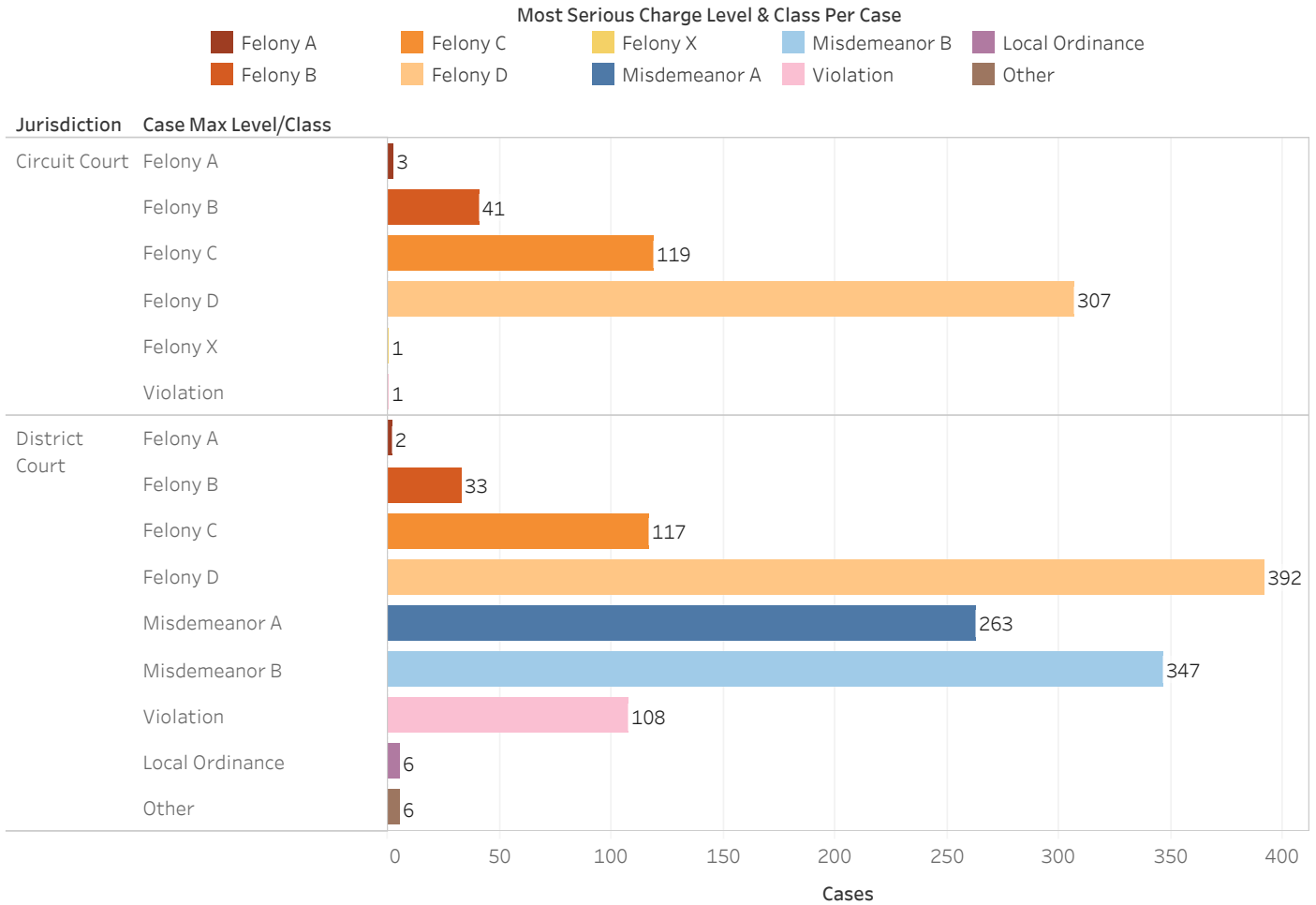
9/19/2023

Page 3 of 11

**ADMINISTRATIVE OFFICE OF THE COURTS
Research and Statistics**

21_RS8014

**Individuals Released per Executive Commutation And Subsequent Criminal Cases
Most Serious Offense Charged In New Criminal Case Filed After Commutation Date by CSP Category
Criminal Cases Filed After 8/24/2020 Against Defendants Commuted 8/24/2020**



Statistical Analysis Considerations

* Data provided from the CourtNet Database.

* This page includes all newly filed criminal cases against the specified defendants reported separately. If a single incident resulted in both a District and Circuit criminal case, each is reported here separately.

CourtNet Data Queried:

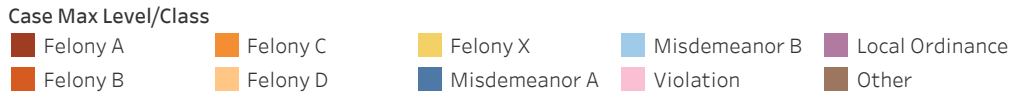
9/19/2023

Page 4 of 11

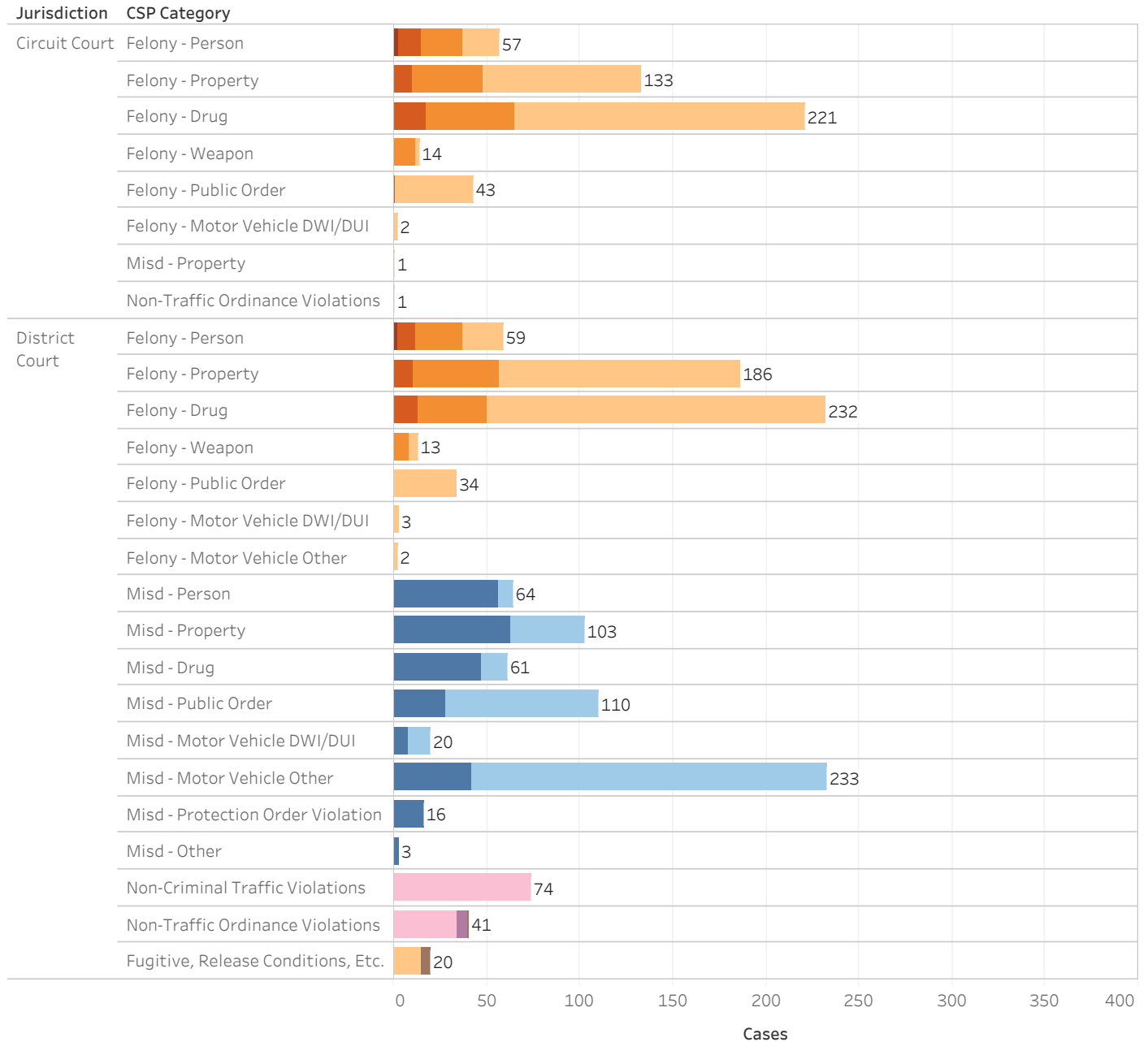
**ADMINISTRATIVE OFFICE OF THE COURTS
Research and Statistics**

21_RS8014

**Individuals Released per Executive Commutation And Subsequent Criminal Cases
Most Serious Offense Charged In New Criminal Case Filed After Commutation Date by CSP Category
Criminal Cases Filed After 8/24/2020 Against Defendants Commuted 8/24/2020**



Most Serious Charge Per Case by CSP Category



Statistical Analysis Considerations

* Data provided from the CourtNet Database.

* This page includes all newly filed criminal cases against the specified defendants reported separately. If a single incident resulted in both a District and Circuit criminal case, each is reported here separately.

CourtNet Data Queried:

9/19/2023

Page 5 of 11

**ADMINISTRATIVE OFFICE OF THE COURTS
Research and Statistics**

21_RS8014

**Individuals Released per Executive Commutation And Subsequent Criminal Cases
All Charges in New Criminal Cases Filed After 4/3/2020 Against Defendants Commuted 4/3/2020**

Charge Level and Class	CSP Category	Circuit Court			District Court		
		Charges	Cases	DOC ID's	Charges	Cases	DOC ID's
Felony A	Felony - Person	4	4	4	4	4	4
	Felony - Property	1	1	1	2	2	2
	Felony - Drug	9	6	5	6	5	5
	Total	14	11	10	12	11	11
Felony B	Felony - Person	13	11	11	28	19	14
	Felony - Property	11	9	9	10	9	9
	Felony - Drug	48	40	34	44	39	38
	Felony - Public Order	4	4	4	2	2	2
	Total	76	62	55	84	68	60
Felony C	Felony - Person	35	31	30	57	43	40
	Felony - Elder Abuse	1	1	1	1	1	1
	Felony - Property	66	56	47	96	88	74
	Felony - Drug	162	126	106	156	123	105
	Felony - Weapon	85	76	71	83	75	64
	Felony - Public Order				1	1	1
Total	349	256	200	394	300	227	
Felony D	Felony - Person	127	58	50	181	82	64
	Felony - Property	274	217	163	342	297	202
	Felony - Drug	527	434	300	589	504	333
	Felony - Weapon	40	39	39	33	30	29
	Felony - Public Order	186	158	122	180	156	127
	Felony - Motor Vehicle DWI/DUI	9	9	7	19	18	15
	Felony - Motor Vehicle Other	5	5	5	12	11	10
	Fugitive, Release Conditions, Etc.				44	42	33
	Total	1,168	756	424	1,400	956	496
Felony X	Felony - Other	3	2	2			
	Fugitive, Release Conditions, Etc.	303	277	192	8	8	8
	Total	306	279	193	8	8	8
Misdemeanor A	Misd - Person	57	31	30	219	168	127
	Misd - Property	42	38	37	288	247	165
	Misd - Drug	310	258	197	632	496	334
	Misd - Weapon	3	3	3	13	13	13
	Misd - Public Order	66	55	49	184	164	121
	Misd - Motor Vehicle DWI/DUI	12	12	12	65	61	51
	Misd - Motor Vehicle Other	17	17	17	1,174	163	132
	Misd - Protection Order Violation	9	6	5	58	55	32
	Misd - Other	1	1	1	4	4	4
	Fugitive, Release Conditions, Etc.	5	5	5	5	5	5
	Total	522	360	266	2,642	1,202	549
Misdemeanor B	Misd - Person	10	6	5	41	36	32
	Misd - Property	18	14	14	128	124	83
	Misd - Drug	75	71	61	192	180	142
	Misd - Public Order	79	64	49	443	390	216
	Misd - Motor Vehicle DWI/DUI	25	25	25	107	103	94
	Misd - Motor Vehicle Other	124	97	84	1,158	781	392
Total	331	235	182	2,069	1,448	579	
Violation	Non-Criminal Traffic Violations	171	93	84	1,883	929	472
	Traffic - Parking Violations				3	3	3
	Non-Traffic Ordinance Violations	16	14	14	149	146	105
	Fugitive, Release Conditions, Etc.				16	16	8
Total	187	106	94	2,051	1,078	519	
Local Ordinance	Non-Traffic Ordinance Violations	2	2	2	14	14	11
	Total	2	2	2	14	14	11
Other	Non-Traffic Ordinance Violations	38	29	24	190	147	97
	Fugitive, Release Conditions, Etc.	242	180	123	204	132	87
	Total	280	201	139	394	276	173
Null	No New Case	0	1	1			
	Total	0	1	1			
Misdemeanor X	Misd - Other	5	5	5			
	Total	5	5	5			
Grand Total		3,240	873	470	9,068	2,887	780

Statistical Analysis Considerations

* Data provided from the CourtNet Database.

* This page includes all charges in all newly filed cases including the specified defendants.

CourtNet Data Queried:

9/19/2023

Page 6 of 11

**ADMINISTRATIVE OFFICE OF THE COURTS
Research and Statistics**

21_RS8014

**Individuals Released per Executive Commutation And Subsequent Criminal Cases
All Charges in New Criminal Cases Filed After 8/24/2020 Against Defendants Commuted 8/24/2020**

Charge Level and Class	CSP Category	Circuit Court			District Court		
		Charges	Cases	DOC ID's	Charges	Cases	DOC ID's
Felony A	Felony - Person	4	3	3	2	2	2
	Total	4	3	3	2	2	2
Felony B	Felony - Person	18	11	11	10	10	10
	Felony - Property	11	10	8	9	9	7
	Felony - Drug	26	18	17	17	14	12
	Felony - Public Order	5	5	5	1	1	1
	Total	60	42	37	37	33	29
Felony C	Felony - Person	52	18	17	23	21	21
	Felony - Property	29	28	22	41	36	28
	Felony - Drug	76	57	47	52	45	41
	Felony - Weapon	41	41	40	40	35	32
	Total	198	132	99	156	127	99
Felony D	Felony - Person	94	40	39	92	34	33
	Felony - Property	162	125	79	180	156	98
	Felony - Drug	251	212	150	279	234	172
	Felony - Weapon	16	15	15	27	20	20
	Felony - Public Order	104	91	68	90	77	61
	Felony - Motor Vehicle DWI/DUI	6	5	4	6	6	6
	Felony - Motor Vehicle Other	4	4	4	6	6	5
	Fugitive, Release Conditions, Etc.				15	15	13
	Total	637	399	211	695	462	245
Felony X	Felony - Other	1	1	1			
	Fugitive, Release Conditions, Etc.	190	169	106	9	9	8
	Total	191	170	107	9	9	8
Misdemeanor A	Misd - Person	23	18	17	87	71	58
	Misd - Property	25	22	19	118	100	71
	Misd - Drug	137	118	91	271	227	158
	Misd - Weapon	4	4	4	4	4	4
	Misd - Public Order	34	27	24	107	81	63
	Misd - Motor Vehicle DWI/DUI	5	5	5	25	25	24
	Misd - Motor Vehicle Other	19	19	18	92	83	58
	Misd - Protection Order Violation	2	2	2	36	26	16
	Misd - Other				4	4	4
	Fugitive, Release Conditions, Etc.				5	4	4
Total	249	184	134	749	546	267	
Misdemeanor B	Misd - Person	5	2	2	24	22	15
	Misd - Property	17	15	14	78	66	54
	Misd - Drug	39	37	35	86	81	68
	Misd - Public Order	25	23	22	200	176	109
	Misd - Motor Vehicle DWI/DUI	5	5	5	32	32	31
	Misd - Motor Vehicle Other	64	49	44	523	349	194
	Total	155	111	94	943	641	283
Violation	Non-Criminal Traffic Violations	101	46	41	792	372	198
	Traffic - Parking Violations				1	1	1
	Non-Traffic Ordinance Violations	4	4	3	80	70	45
	Fugitive, Release Conditions, Etc.	1	1	1	3	3	3
	Total	106	51	44	876	440	223
Local Ordinance	Non-Traffic Ordinance Violations				12	7	7
	Total				12	7	7
Other	Non-Traffic Ordinance Violations	11	9	7	65	59	40
	Fugitive, Release Conditions, Etc.	150	124	73	37	32	25
	Total	161	131	78	102	91	61
Null	No New Case	0	2	2			
	Total	0	2	2			
Misdemeanor X	Misd - Other	1	1	1			
	Total	1	1	1			
Grand Total		1,762	474	236	3,581	1,274	385

Statistical Analysis Considerations

* Data provided from the CourtNet Database.

* This page includes all charges in all newly filed cases including the specified defendants.

CourtNet Data Queried:

9/19/2023

Page 7 of 11

**ADMINISTRATIVE OFFICE OF THE COURTS
Research and Statistics**

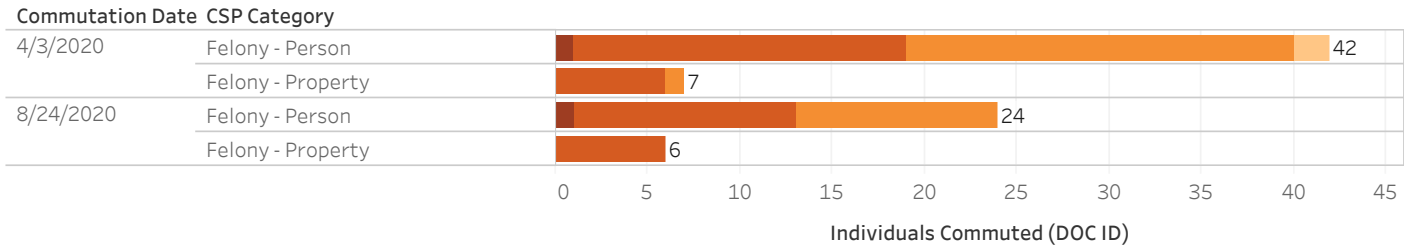
21_RS8014

**Individuals Released per Executive Commutation And Subsequent Criminal Cases
Most Serious Offense Charged In New Criminal Case Filed After Commutation Date by CSP Category**

Level & Class of Most Serious New Charge Per DOC ID



**Most Serious Charge Per DOC ID by CSP Category
KRS 532.200 Violent Offenses**



Statistical Analysis Considerations

- * Data provided from the CourtNet Database.
- * The single most serious offense by CSP category in any Circuit or District Criminal case per DOC ID is reported here.
- * Defendants commuted without newly filed criminal cases are not reported here.
- * Felony-Level cases with Misdemeanor CSP Categories include the Class D Felony offense "FUGITIVE FROM ANOTHER STATE - WARRANT REQUIRED", which is not considered reportable by the Court Statistics Project.


CourtNet Data Queried:
9/19/2023
Page 8 of 11

**ADMINISTRATIVE OFFICE OF THE COURTS
Research and Statistics**

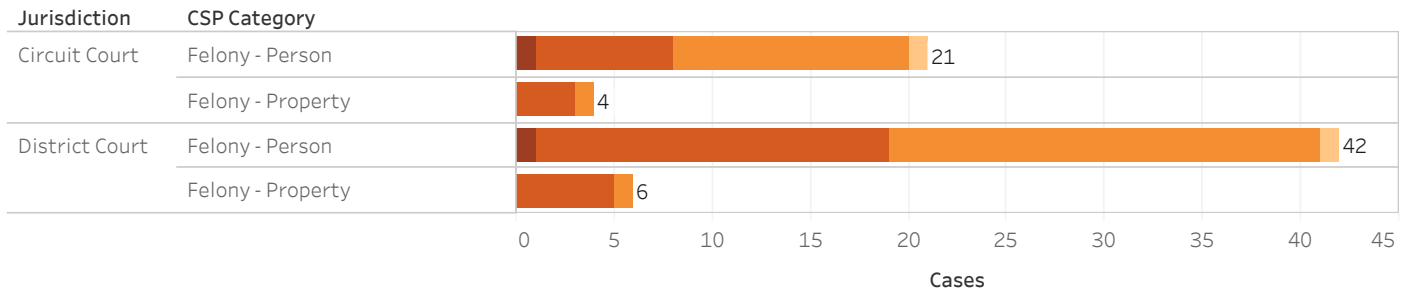
21_RS8014

**Individuals Released per Executive Commutation And Subsequent Criminal Cases
Most Serious Offense Charged In New Criminal Case Filed After Commutation Date by CSP Category
Criminal Cases Filed After 4/3/2020 Against Defendants Commuted 4/3/2020**

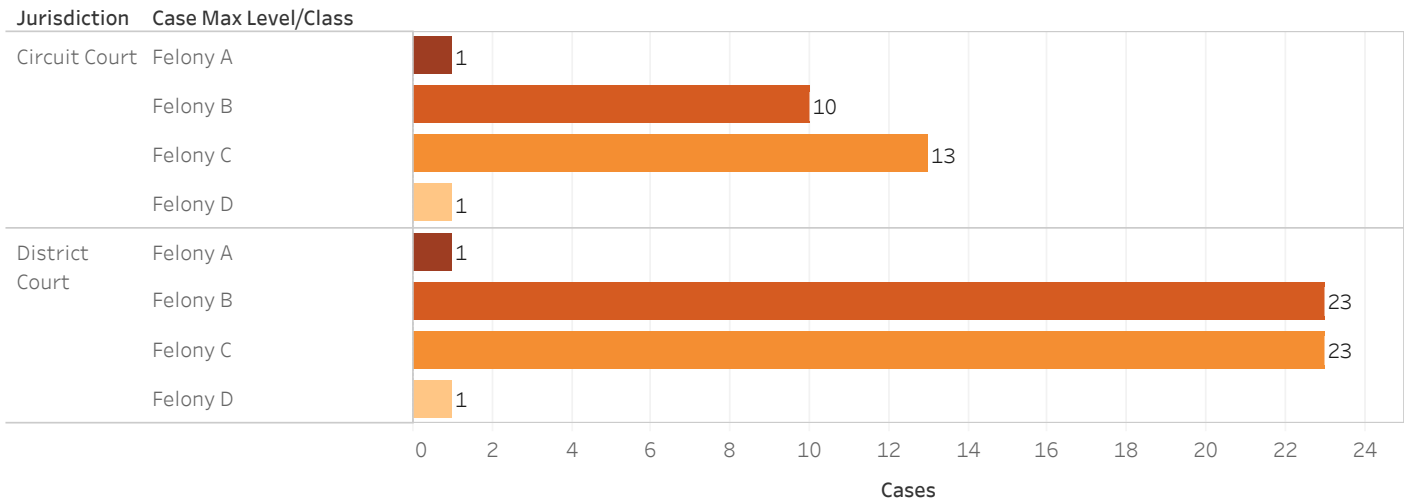
Most Serious Charge Level & Class Per Case



**Most Serious Charge Per Case by CSP Category
KRS 532.200 Violent Offenses**



**Most Serious Charge Level & Class Per Case
KRS 532.200 Violent Offenses**



Statistical Analysis Considerations

* Data provided from the CourtNet Database.

* This page includes all newly filed criminal cases against the specified defendants reported separately. If a single incident resulted in both a District and Circuit criminal case, each is reported here separately.

CourtNet Data Queried:

9/19/2023

Page 9 of 11

**ADMINISTRATIVE OFFICE OF THE COURTS
Research and Statistics**

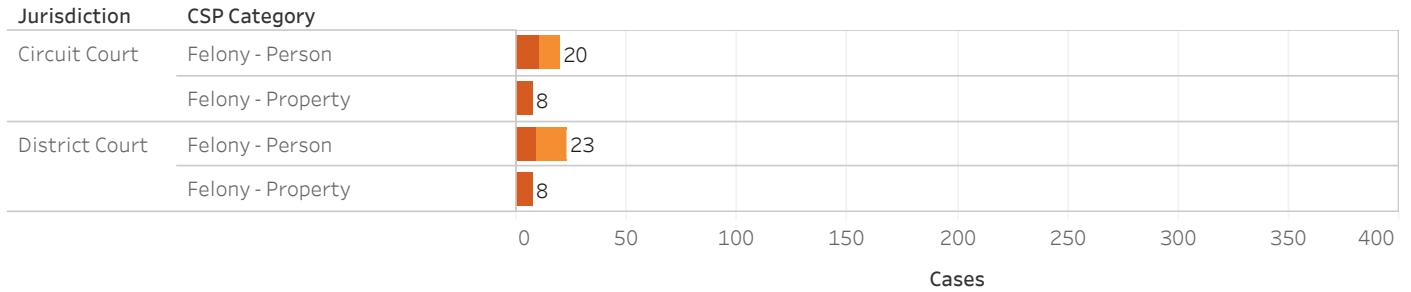
21_RS8014

**Individuals Released per Executive Commutation And Subsequent Criminal Cases
Most Serious Offense Charged In New Criminal Case Filed After Commutation Date by CSP Category
Criminal Cases Filed After 8/24/2020 Against Defendants Commuted 8/24/2020**

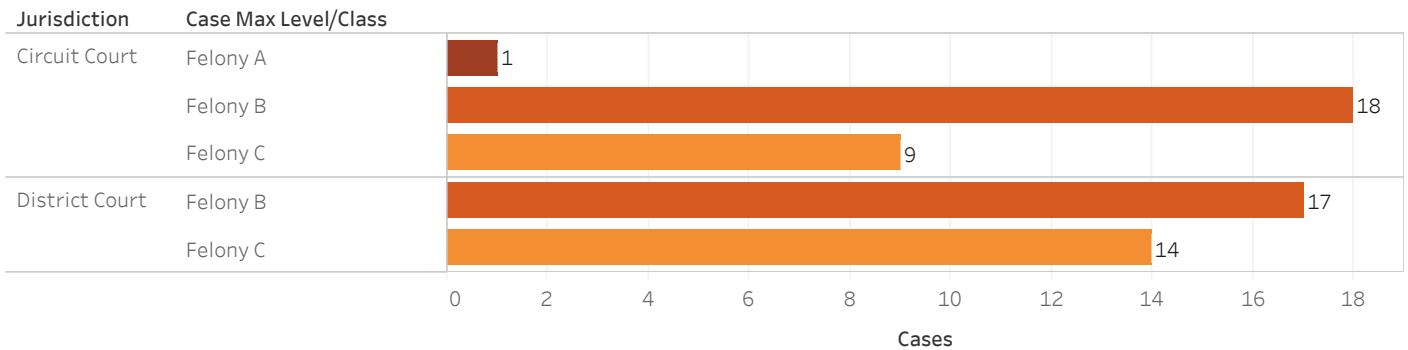
Case Max Level/Class

■ Felony A
 ■ Felony B
 ■ Felony C

**Most Serious Charge Per Case by CSP Category
KRS 532.200 Violent Offenses**



**Most Serious Charge Level & Class Per Case
KRS 532.200 Violent Offenses**



Statistical Analysis Considerations

* Data provided from the CourtNet Database.

* This page includes all newly filed criminal cases against the specified defendants reported separately. If a single incident resulted in both a District and Circuit criminal case, each is reported here separately.

CourtNet Data Queried:

9/19/2023

Page 10 of 11

**ADMINISTRATIVE OFFICE OF THE COURTS
Research and Statistics**

21_RS8014

**Individuals Released per Executive Commutation And Subsequent Criminal Cases
All Charges in New Criminal Cases Filed After Against Defendants Commuted 4/3/2020 and 8/24/2020**

Most Serious Charge Per DOC ID by CSP Category KRS 532.200 Violent Offenses

Commutation Date	Charge Level and Class	CSP Category	AOC Offense Category	Circuit Court			District Court			
				Cases	Charges	DOC ID's	Cases	Charges	DOC ID's	
4/3/2020	Felony A	Felony - Person	Kidnapping	1	1	1	1	1	1	
			Total	1	1	1	1	1	1	
		Felony - Property	Arson	1	1	1	2	2	2	
	Total		1	1	1	2	2	2		
	Felony B	Felony - Person	Assault	1	1	1	6	10	5	
			Kidnapping	1	1	1	3	4	2	
			Rape	1	2	1				
			Robbery	2	2	2	9	9	6	
			Total	5	6	5	17	23	12	
		Felony - Property	Arson	1	1	1				
			Burglary	7	8	7	9	10	9	
			Total	8	9	8	9	10	9	
		Felony C	Felony - Person	Assault	14	14	14	20	22	18
				Kidnapping				1	1	1
	Robbery			1	1	1	6	6	6	
	Felony - Property		Burglary	1	1	1	1	1	1	
			Total	1	1	1	1	1	1	
			Total	16	16	16	28	30	26	
			Total	12	15	12	25	33	19	
	Felony D	Felony - Person	Sex Abuse	1	2	1	1	1	1	
			Total	1	2	1	1	1	1	
		Felony - Property	Arson	2	2	2	2	2	2	
			Total	2	2	2	2	2	2	
Total		3	4	3	3	3	3			
Misdemeanor A	Misd - Person	Robbery				1	1	1		
		Total				1	1	1		
Grand Total				27	37	27	52	70	45	

Most Serious Charge Per DOC ID by CSP Category KRS 532.200 Violent Offenses

Commutation Date	Charge Level and Class	CSP Category	AOC Offense Category	Circuit Court			District Court		
				Charges	Cases	DOC ID's	Charges	Cases	DOC ID's
8/24/2020	Felony A	Felony - Person	Sodomy	1	1	1			
			Total	1	1	1			
	Felony B	Felony - Person	Assault	5	4	4	4	4	4
			Kidnapping	5	1	1	1	1	1
			Robbery	4	4	4	4	4	4
			Total	14	8	8	9	9	9
		Felony - Property	Burglary	10	10	8	9	9	7
			Total	10	10	8	9	9	7
	Felony C	Felony - Person	Assault	9	9	8	11	11	11
			Robbery	2	2	2	3	3	3
			Sex Abuse	5	1	1			
			Total	16	12	11	14	14	14
		Total	16	12	11	14	14	14	
	Felony D	Felony - Person	Sex Abuse	3	1	1			
Total			3	1	1				
Grand Total				44	28	25	32	31	27

Statistical Analysis Considerations

* Data provided from the CourtNet Database.

* This page includes all charges in all newly filed cases including the specified defendants.

CourtNet Data Queried:

9/19/2023

Page 11 of 11