



The Department of Information and Technology Services
Research and Statistics
1001 Vandalay Drive
Frankfort, KY 40601
(502) 573-2350

CRIMINAL MISCHIEF CHARGES DISPOSED AND CRIMINAL MISCHIEF CHARGES WITHIN CASES FILED 1/1/2022 - 6/30/2024 STATEWIDE

September 6, 2024

By
Samuel Christopher (*Data Analyst*)

Statistics Request Overall Description

On June 25, 2024, Research and Statistics received a request for an aggregate report of criminal mischief charges within cases filed and criminal mischief charges that were disposed statewide for calendar year (CY) 2022 through the second quarter of calendar year 2024. It was requested that information be provided on the location of these charges as well as charge outcomes.

The CourtNet database, which provides a summary of cases statewide, was queried for defendant address information pertaining to criminal mischief charges within cases filed between 1/1/2022 and 6/30/2024. The same database was also queried for the disposition information of criminal mischief charges disposed between 1/1/2022 and 6/30/2024.

Statistical Report (24_RS6055)

Statistical Report 24_RS6055 provides 27 pages of data aggregations of criminal mischief charges within cases filed and criminal mischief charges that were disposed in Circuit Court statewide for calendar year (CY) 2022 through the second quarter of calendar year 2024.

Page 1 provides a map that displays the count of criminal mischief charges within cases filed during CY 2022 per 1,000 residents, broken down by Kentucky zip codes. This is calculated by dividing the number of criminal mischief charges filed against defendants with a given zip code by the estimated adult population (as estimated in the U.S. Census Bureau's American Community Survey for CY 2022¹) of that zip code and multiplying that number by 1,000. The result of this calculation determines the color for each zip code on the map in an orange and blue color scale. The lowest rate among the zip codes is represented in the map by the darkest blue in the color scale, the statewide average is the midpoint of the color scale, and zip codes with the darkest orange in the color scale have a charges per 1,000 adult residents rate greater than or equal to .75 multiplied by the number of quarters in the date range. Enlarged maps for the counties of Fayette and Jefferson are provided. Additionally, the statewide rate for the given time frame is provided along with the monthly average for that time frame. Note that most zip codes associated with P.O. boxes, government, and business/industry are

¹ U.S. Census Bureau. "ACS Demographic and Housing Estimates." *American Community Survey, ACS 5-Year Estimates Data Profiles, Table DP05, 2022*,
[https://data.census.gov/table/ACSDP5Y2022.DP05?t=Population%20Total&g=040XX00US21\\$8600000&y=2022](https://data.census.gov/table/ACSDP5Y2022.DP05?t=Population%20Total&g=040XX00US21$8600000&y=2022)

CRIMINAL MISCHIEF CHARGES DISPOSED AND CRIMINAL MISCHIEF CHARGES WITHIN CASES FILED 1/1/2022 - 6/30/2024 STATEWIDE

Statistical Report (24_RS6055)

not displayed on the map, but charges against defendants associated with those zip codes are counted in the statewide rates.

Page 2 provides a cross-tabulation that displays counts of criminal mischief charges within cases filed during CY 2022 grouped by UOR Code and Case Filing Month.

Page 3 provides a cross-tabulation that displays counts of criminal mischief charges disposed statewide during CY 2022 grouped by UOR Code and Charge Disposition Category.

Page 4 provides a cross-tabulation that displays counts of criminal mischief charges disposed statewide during CY 2022 grouped by Charge Disposition Month and Charge Disposition Category.

Pages 5-8 provide the same information found on pages 1-4 but for CY 2023.

Pages 9-12 provide the same information found on pages 1-4 but for Q1 and Q2 of CY 2024.

Page 13 provides the percentage of criminal mischief charges within cases filed statewide from 1/1/2022 – 6/30/2024 that have a defendant with a missing or invalid zip code. A map is provided that displays the missing zip code rate for each county using a purple and gold color scale. A rate of 0% is represented by the darkest purple, the midpoint of the color scale is the statewide average, and the darkest gold represents counties with an error rate of 20% or higher.

Pages 14-26 provide the same data seen in pages 1-13 but for District Court, with the exception that the darkest orange in the color scale of zip code maps is reserved for zip codes with a charges per 1,000 adult residents rate greater than or equal to 1.875 (instead of .75) multiplied by the number of quarters in the date range.

Page 27 provides a list of base UOR codes queried for the report grouped by Kentucky Revised Statute. Inchoate variants of these offenses were also included in the query but are not listed.

Statistical Analysis Considerations:

- Statistics represent a snapshot in time, as of the date the data was queried: 9/6/2024.
- Counts of charges do not necessarily reflect counts of individuals, as the same individual may have multiple charges.
- Charges consist of all specified original and amended charges within a case counted separately.
- The zip code maps in both reports do not display most zip codes associated with P.O. Boxes, government zones, and business/industry, as well as zip codes with an estimated population of zero. All charges associated with defendants listed as having a Kentucky address are counted in the statewide rates.

CRIMINAL MISCHIEF CHARGES DISPOSED AND CRIMINAL MISCHIEF CHARGES WITHIN CASES FILED 1/1/2022 - 6/30/2024 STATEWIDE

Data Variables Requested		
Database	Data Variable	Description
	Case Filing Date	The date each case was filed. Case Filing Date is reported by Calendar Year. The Calendar Year is January 1 through December 31. Pages 1-2, 5-6, 9-10, 13-15, 18-19, 22-23, and 26 of this report are limited to charges with a case filing date between 1/1/2022 and 6/30/2024.
	Charge Disposition Date	The date each charge was disposed. Pages 3-4, 7-8, 11-12, 16-17, 20-21, and 24-25 of this report are limited to charges with charge disposition date between 1/1/2022 and 6/30/2024.
	County	The county in which the case containing a charge was filed.
	Jurisdiction	The jurisdiction in which each case was filed/disposed.
	Defendant State	The state associated with a defendant's address.
	Defendant Zip Code	The zip code associated with a defendant's address.
	Zip Code Population	The estimated population associated with a zip code in the U.S. Census Bureau's American Community Survey for CY 2022.
	Charges per 1,000 Adult Residents	1,000 multiplied by the count of criminal mischief charges associated with defendants with an address in a given geographical area divided by the population for that geographical area (as estimated in the U.S. Census Bureau's American Community Survey for CY 2022).
	Missing Zip Code Rate	The percentage of charges associated with a defendant that has either no associated zip code or an invalid zip code.
	Charge Disposition Group	<p>Charge dispositions are grouped into the following categories:</p> <p>Acquitted</p> <ul style="list-style-type: none"> • ACQ – Acquitted • NG – Not Guilty <p>Amended</p> <ul style="list-style-type: none"> • AD – Amended Down • AGJ – Amended Down by Grand Jury • AMEND – Amended • AU – Amended Up • AUGJ – Amended Up by Grand Jury <p>Convicted</p> <ul style="list-style-type: none"> • G – Guilty • GM – Guilty - Multiple Counts • GSS – Guilty - Sealed Sentence • PRPD – Prepaid <p>Dismissed</p> <ul style="list-style-type: none"> • CAD – Dismissal by Motion of Prosecutor • DD – Dismissed Diverted

CRIMINAL MISCHIEF CHARGES DISPOSED AND CRIMINAL MISCHIEF CHARGES WITHIN CASES FILED 1/1/2022 - 6/30/2024 STATEWIDE

Data Variables Requested

- DDP – Dismissed Deferred Prosecution
- DEC – Deceased
- DGJ – Dismissed After Present to Grand Jury
- DIS – Dismissed
- DWP – Dismissed with Prejudice
- HNG – Hung Jury
- INC – Incompetent to Stand Trial
- MST - Mistrial
- NGJ – No Action Taken by Grand Jury
- NTB – No True Bill Returned by Grand Jury
- PAR – Pardon - Prior to Adjudication Only
- PRDIS – Pre-Payable Citation Dismissed
- SAV – Set Aside/Voided
- VAC – Vacated Judgment
- VEFC – Vacated Expunged Felony Conviction
- VSC – Void Sealed Conviction
- WD - Withdrawn

Diverted

- DIV – Diversion
- DP – Deferred Prosecution
- PTD – Pretrial Diversion

FTA/FTV/AP

- AP – Administrative Procedure
- FTA – Failure to Appear
- FTV – Fugitive

Indictment

- IND – Indictment by Grand Jury / Information

Other

- AFF - Affirmed
- DEN – Denied
- ENH – Enhanced
- EXT – Extradition
- GDJ – Grand Jury
- GNT - Granted
- MER – Merged
- PCB – Peace Bond
- OTH – Other
- REM - Remanded
- REV – Reversed
- SR – Sealed Records
- TRF – Transfer
- TRFD – Drug Court Transfer

Any disposition code inappropriate to adult criminal charges applied erroneously.

CRIMINAL MISCHIEF CHARGES DISPOSED AND CRIMINAL MISCHIEF CHARGES WITHIN CASES FILED 1/1/2022 - 6/30/2024 STATEWIDE

Data Variables Requested

	UOR Code	A numeric label for a specific statute-based charge used in a Uniform Offense Report. The first six digits of a UOR Code are unique to each statutory offense. The seventh digit ranges from 0 through 6. A final "0" indicates that only the underlying statutory offense is charged. "1" indicates that an attempt has been charged. "2" shows a solicitation charge. "3" shows a conspiracy charge. "4" shows a facilitation charge. "5" shows a complicity charge. "6" shows that the underlying charge has been enhanced.
	UOR Description	A brief verbal summary of the statutory offense which is the basis for the type of criminal offense with which the defendant has been charged. For Example, UOR Code "0008050" represents the underlying statutory offense of KRS 508.080(1)(B) or, in brief English, "BOMB THREATS". In a related example, UOR Code "0008051" represents the related ASCF code or Inchoate offense of "ATTEMPTED BOMB THREATS".
	KRS	The Kentucky Revised Statue associated with a UOR code.
	Charge Level	<p>The offenses are classified for the purpose of sentencing penalty level of the offense. The charge level is determined by the UOR's ASCF code. Charge levels by highest to lowest include:</p> <ul style="list-style-type: none"> • Felony: A serious criminal offense punished by one year or more of prison incarceration or death. • Misdemeanor: A criminal offense less serious than a felony punished by less than one year of confinement in a county jail. • Violation: A criminal offense published only by a fine or penalty other than those specified above. • Other: A UOR code used for administrative purposes, Uniform Juvenile Code (UJC) offenses or that does not indicate a typical criminal offense. Examples include Contempt of Court and Violation of Release Conditions. <p>This report is limited to felony and misdemeanor charges.</p>
	Charge Class	<p>Narrower classification of sentencing penalty than charge level. Charge Class indicates gradations of penalty severity of Felony and Misdemeanor Level offenses defined by the period of imprisonment. Felony charges include classes A, B, C, and D; misdemeanor charges include classes A and B. "X" is used to indicate any charges of unknown or ambiguous class.</p> <ul style="list-style-type: none"> • Class A Felony: 20 years or greater. All capital offenses are also Class A Felonies. • Class B Felony: Ten years or greater and less than 20 years. • Class C Felony: Five years or greater and less than ten years. • Class D Felony: One year or greater and less than five years. • Class A/B Misdemeanor: One year or greater and less than or equal to five years. <p>Class X: No imprisonment penalty or class unknown.</p>

CRIMINAL MISCHIEF CHARGES DISPOSED AND CRIMINAL MISCHIEF CHARGES WITHIN CASES FILED 1/1/2022 - 6/30/2024 STATEWIDE

Data Variables Requested

	Charges	A count of total charges of the specified offense(s).
--	---------	---

Disclaimer Associated with KCOJ/AOC Database(s) and Element(s)

RESEARCH AND STATISTICS DISCLAIMER

Information received from KYCourts/CourtNet is subject to change(s), reprogramming, modification(s) of format and availability at the direction of the Administrative Office of the Courts (AOC) and may not at any particular moment reflect the true status of court cases due to ordinary limitation(s), delay(s) or error(s) in the system's operation. The KYCourts/CourtNet database is not a real-time system. All datasets are a snapshot of case data at the time a query is run. Case counts are not counts of individuals as some persons may have multiple cases.

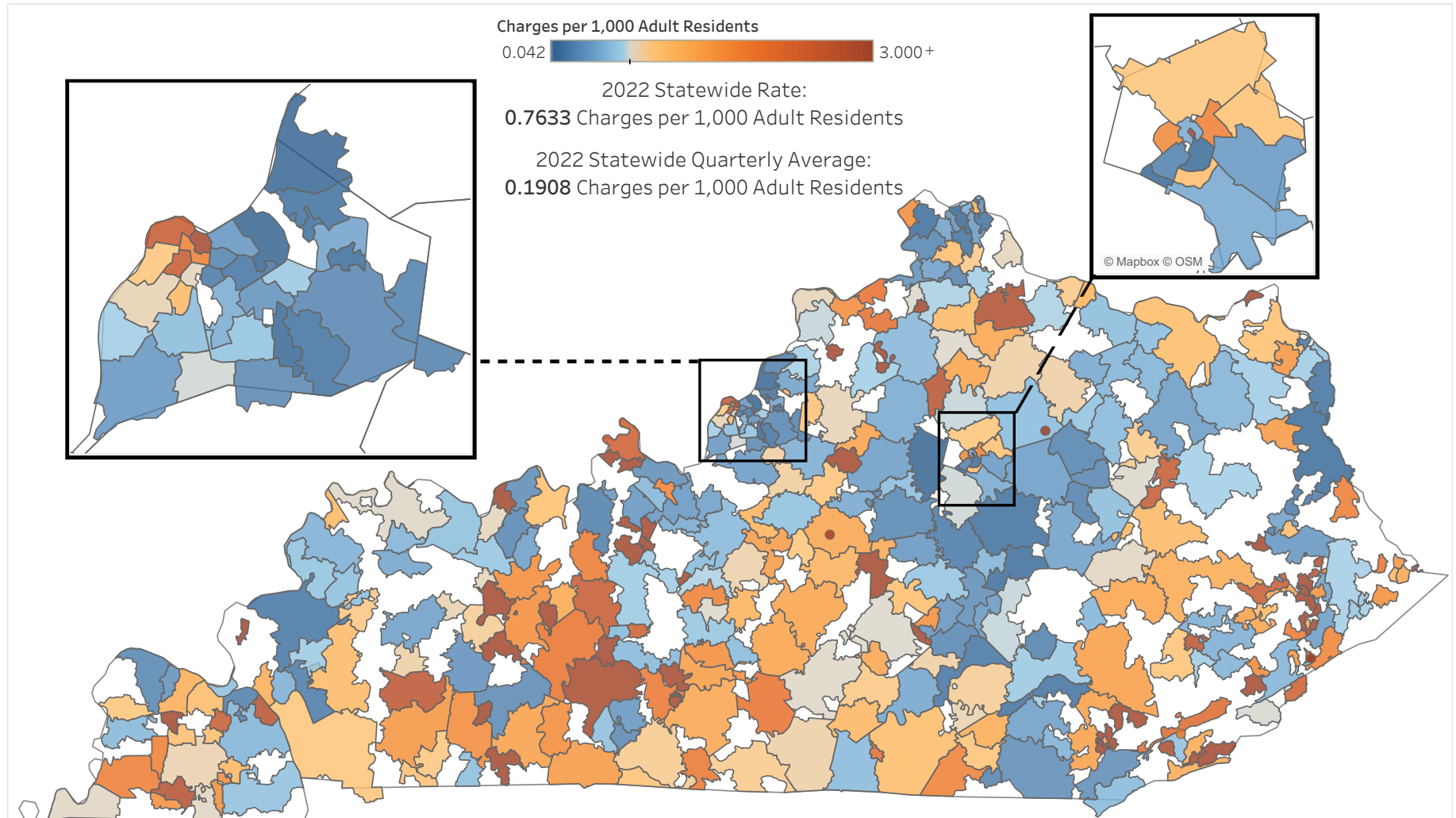
The AOC disclaims any warranties as to the validity of the information obtained from KYCourts/CourtNet. The recipient is solely responsible for verifying information received from KYCourts/CourtNet through the cross-referencing of official court records. The AOC shall not be liable to the recipient, or to any third party using the system or information obtained therefrom, for any damages whatsoever arising out of the use of KYCourts/CourtNet.



ADMINISTRATIVE OFFICE OF THE COURTS
Research and Statistics

24_RS6055

Count of Adult Residents per Criminal Mischief Charge Within Circuit Court Cases Filed CY 2022
By Defendant Zip Code



Statistical Analysis Considerations

* Data provided from the CourtNet Database.

* Population estimates obtained from the U.S. Census Bureau ACS Demographic and Housing Estimates. American Community Survey, ACS 5-Year Estimates Data Profiles, Table DP05, 2022, [https://data.census.gov/table/ACSDP5Y2022.DP05?t=Population%20Total&q=040XX00US21\\$8600000&y=2022](https://data.census.gov/table/ACSDP5Y2022.DP05?t=Population%20Total&q=040XX00US21$8600000&y=2022).

* Most zip codes associated with P.O. boxes, government zones, and business/industry are hidden, as well as any with an estimated population of zero. All charges associated with defendants listed as having a Kentucky address are counted in the statewide rates.

Run Date:
9/6/2024
Page 1 of 27



ADMINISTRATIVE OFFICE OF THE COURTS
Research and Statistics

24_RS6055

Criminal Mischief Charges Within Circuit Court Cases Filed During CY 2022
By UOR Code and Case Filing Month

UOR Code and Description	January	February	March	April	May	June	July	August	September	October	November	December	Grand Total
0014000 *OBS* CRIMINAL MISCHIEF - 1ST DEGREE								4					4
0014010 CRIMINAL MISCHIEF, 1ST DEGREE	98	121	175	122	130	113	95	136	141	134	153	110	1,528
0014011 ATT CRIMINAL MISCHIEF, 1ST DEGREE			1	2		2		1			1		7
0014014 FACL CRIMINAL MISCHIEF, 1ST DEGREE			1										1
0014015 COMP CRIMINAL MISCHIEF, 1ST DEGREE	2	5	3	2	7	6	3	4	6	4	6		48
0014020 CRIMINAL MISCHIEF-2ND DEGREE	34	31	46	31	44	41	24	36	36	37	32	21	413
0014025 COMP CRIMINAL MISCHIEF-2ND DEGREE	3		7			1	1		3	1	1		17
0014030 *OBS* CRIMINAL MISCHIEF-3RD DEGREE	49	63	52	54	77	73	40	42	53	45	49	56	653
0014031 *OBS* ATT CRIMINAL MISCHIEF-3RD DEGREE		1				1							2
0014035 *OBS* COMP CRIMINAL MISCHIEF-3RD DEGREE		3	11	2	3			2	1				22
0014150 CRIMINAL MISCHIEF, 1ST DEGREE - TAMPER KEY INFRA ASSETS										3			3
0014160 CRIMINAL MISCHIEF - RESIDENTIAL RENTAL PROPERTY - 1ST DEG	2		1	2	1	4	5	1	3	2	3	1	25
0014161 ATT CRIMINAL MISCHIEF - RESIDENTIAL RENTAL PROPERTY - 1ST DEG			1	1									2
0014165 COMP CRIMINAL MISCHIEF - RESIDENTIAL RENTAL PROPERTY - 1ST DEG				2									2
0014180 CRIMINAL MISCHIEF - RESIDENTIAL RENTAL PROPERTY - 2ND DEG			1	1						1		1	4
0014200 CRIMINAL MISCHIEF - RESIDENTIAL RENTAL PROPERTY - 3RD DEG	1		1	1									3
0290110 *OBS* CRIMINAL MISCHIEF-1ST DEGREE-BUSINESS-OVER \$1000		2											2
0290210 *OBS* CRIMINAL MISCHIEF-1ST DEGREE-PRIV PROPERTY-OVER \$1000											1		1
Grand Total	189	226	300	220	262	241	168	226	243	227	246	189	2,737

Statistical Analysis Considerations

* Data provided from the CourtNet Database.

* Counts of charges do not necessarily reflect counts of individuals, as the same individual may have multiple charges.

Run Date:

9/6/2024

Page 2 of 27



ADMINISTRATIVE OFFICE OF THE COURTS
Research and Statistics

24_RS6055

Criminal Mischief Charges Disposed in Circuit Court During CY 2022
By UOR Code and Charge Disposition Category

UOR Code and Description	Charge Disposition Category							Grand Total
	Acquitted	Dismissed	Diverted	Amended	Convicted	FTA / FTV / AP	Other	
0014000 *OBS* CRIMINAL MISCHIEF - 1ST DEGREE		1						1
0014010 CRIMINAL MISCHIEF, 1ST DEGREE		332	124	129	922	41	5	1,553
0014011 ATT CRIMINAL MISCHIEF, 1ST DEGREE					9			9
0014014 FACL CRIMINAL MISCHIEF, 1ST DEGREE		1			2			3
0014015 COMP CRIMINAL MISCHIEF, 1ST DEGREE		17	9	5	60	1		92
0014016 ENH CRIMINAL MISCHIEF, 1ST DEGREE					1			1
0014020 CRIMINAL MISCHIEF-2ND DEGREE		138	13	1	346	4	4	506
0014021 ATT CRIMINAL MISCHIEF-2ND DEGREE					1			1
0014024 FACL CRIMINAL MISCHIEF-2ND DEGREE					1			1
0014025 COMP CRIMINAL MISCHIEF-2ND DEGREE		8	1		5	1		15
0014030 *OBS* CRIMINAL MISCHIEF-3RD DEGREE	1	277	20		416	17	7	738
0014035 *OBS* COMP CRIMINAL MISCHIEF-3RD DEGREE		13	7		9	5		34
0014160 CRIMINAL MISCHIEF - RESIDENTIAL RENTAL PROPERTY - 1ST DEG			1	2	7			10
0014161 ATT CRIMINAL MISCHIEF - RESIDENTIAL RENTAL PROPERTY - 1ST DEG					2			2
0014165 COMP CRIMINAL MISCHIEF - RESIDENTIAL RENTAL PROPERTY - 1ST DEG					2			2
0014180 CRIMINAL MISCHIEF - RESIDENTIAL RENTAL PROPERTY - 2ND DEG		1						1
Grand Total	1	788	175	137	1,783	69	16	2,969

Statistical Analysis Considerations

* Data provided from the CourtNet Database.

* Counts of charges do not necessarily reflect counts of individuals, as the same individual may have multiple charges.

Run Date:
9/6/2024
Page 3 of 27



ADMINISTRATIVE OFFICE OF THE COURTS
Research and Statistics

24_RS6055

Criminal Mischief Charges Disposed in Circuit Court During CY 2022
By Charge Disposition Category and Charge Disposition Month

	Charge Disposition Category							Grand Total
	Acquitted	Dismissed	Diverted	Amended	Convicted	FTA / FTV / AP	Other	
January		57	12	9	110	4	1	193
February		74	10	10	146	5	5	250
March		76	18	13	210	3	4	324
April		68	18	6	128	14	3	237
May		73	29	6	136	5	1	250
June		61	6	15	158	6	1	247
July	1	70	21	10	138	16		256
August		63	10	6	146	4	1	230
September		63	10	12	145	2		232
October		55	13	17	129	2		216
November		59	11	23	184	4		281
December		69	17	10	153	4		253
Grand Total	1	788	175	137	1,783	69	16	2,969

Statistical Analysis Considerations

* Data provided from the CourtNet Database.

* Counts of charges do not necessarily reflect counts of individuals, as the same individual may have multiple charges.

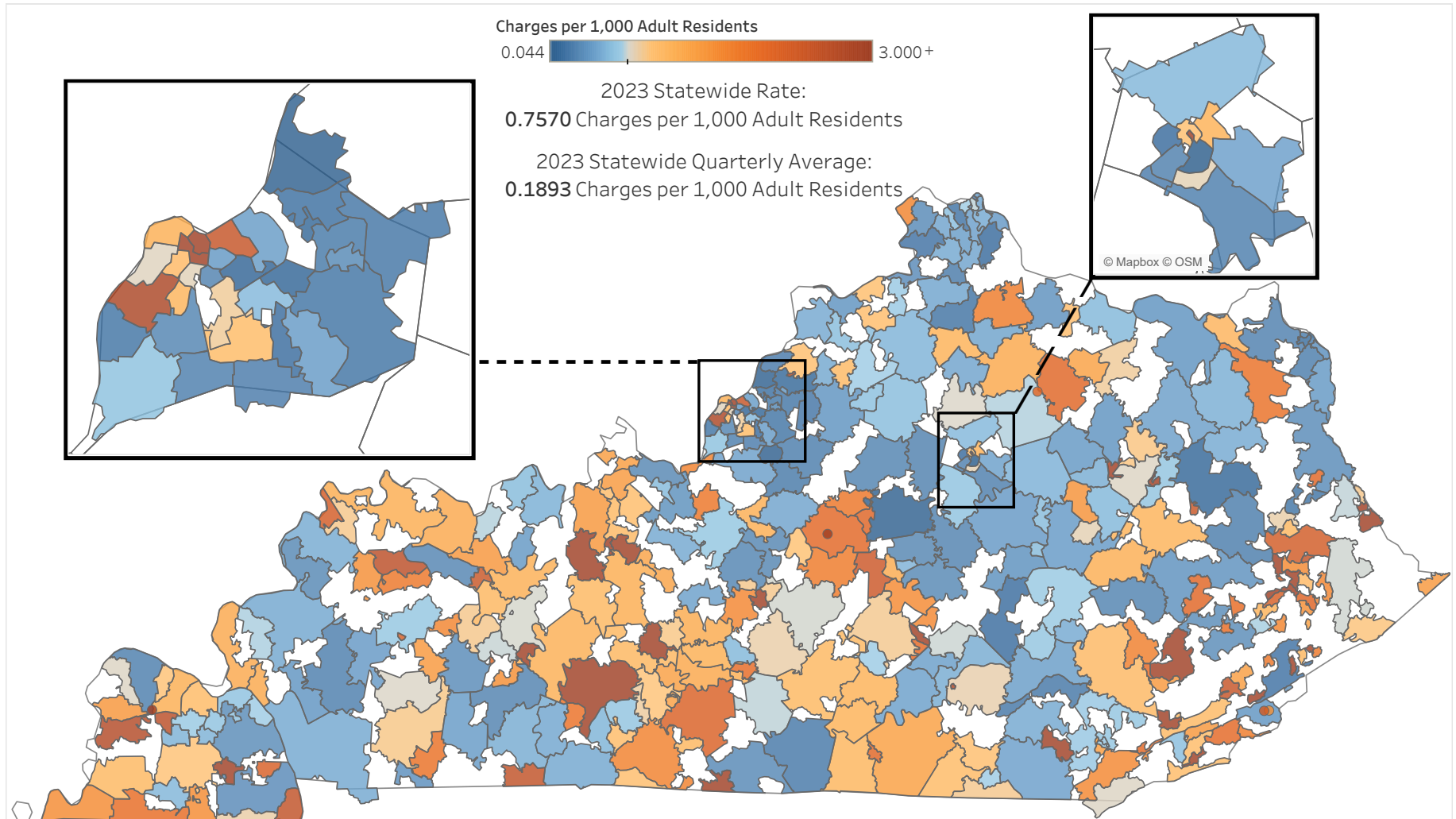
Run Date:
 9/6/2024
 Page 4 of 27



ADMINISTRATIVE OFFICE OF THE COURTS
Research and Statistics

24_RS6055

Count of Adult Residents per Criminal Mischief Charge Within Circuit Court Cases Filed CY 2023
By Defendant Zip Code



Statistical Analysis Considerations

* Data provided from the CourtNet Database.

* Population estimates obtained from the U.S. Census Bureau ACS Demographic and Housing Estimates. American Community Survey, ACS 5-Year Estimates Data Profiles, Table DP05, 2022, [https://data.census.gov/table/ACSDP5Y2022.DP05?t=Population%20Total&q=040XX00US21\\$8600000&y=2022](https://data.census.gov/table/ACSDP5Y2022.DP05?t=Population%20Total&q=040XX00US21$8600000&y=2022).

* Most zip codes associated with P.O. boxes, government zones, and business/industry are hidden, as well as any with an estimated population of zero. All charges associated with defendants listed as having a Kentucky address are counted in the statewide rates.

Run Date:
9/6/2024
Page 5 of 27



ADMINISTRATIVE OFFICE OF THE COURTS
Research and Statistics

24_RS6055

Criminal Mischief Charges Within Circuit Court Cases Filed During CY 2023
By UOR Code and Case Filing Month

UOR Code and Description	January	February	March	April	May	June	July	August	September	October	November	December	Grand Total
0014010 CRIMINAL MISCHIEF, 1ST DEGREE	132	109	143	115	119	139	142	132	141	112	127	142	1,553
0014011 ATT CRIMINAL MISCHIEF, 1ST DEGREE				1	1	1		1					4
0014014 FACL CRIMINAL MISCHIEF, 1ST DEGREE	1			1			1						3
0014015 COMP CRIMINAL MISCHIEF, 1ST DEGREE	6	9	2	5		13	1	4	4	24	5	4	77
0014020 CRIMINAL MISCHIEF-2ND DEGREE	38	21	31	27	25	39	24	24	22	19	26	20	316
0014024 FACL CRIMINAL MISCHIEF-2ND DEGREE					1								1
0014025 COMP CRIMINAL MISCHIEF-2ND DEGREE								2		1			3
0014030 *OBS* CRIMINAL MISCHIEF-3RD DEGREE	51	32	61	35	45	68	68	72	48	39	33	48	600
0014031 *OBS* ATT CRIMINAL MISCHIEF-3RD DEGREE						1	1		1				3
0014035 *OBS* COMP CRIMINAL MISCHIEF-3RD DEGREE				1	2			6		149		2	160
0014036 *OBS* ENH CRIMINAL MISCHIEF-3RD DEGREE					1								1
0014150 CRIMINAL MISCHIEF, 1ST DEGREE - TAMPER KEY INFRA ASSETS												1	1
0014160 CRIMINAL MISCHIEF - RESIDENTIAL RENTAL PROPERTY - 1ST DEG	5		4	3	5	4		3				1	25
0014165 COMP CRIMINAL MISCHIEF - RESIDENTIAL RENTAL PROPERTY - 1ST DEG	3												3
0014180 CRIMINAL MISCHIEF - RESIDENTIAL RENTAL PROPERTY - 2ND DEG				1									1
0014200 CRIMINAL MISCHIEF - RESIDENTIAL RENTAL PROPERTY - 3RD DEG						1			1				2
0290110 *OBS* CRIMINAL MISCHIEF-1ST DEGREE-BUSINESS-OVER \$1000								1					1
Grand Total	236	171	241	189	199	266	237	245	217	344	191	218	2,754

Statistical Analysis Considerations

* Data provided from the CourtNet Database.

* Counts of charges do not necessarily reflect counts of individuals, as the same individual may have multiple charges.

Run Date:

9/6/2024

Page 6 of 27



ADMINISTRATIVE OFFICE OF THE COURTS
Research and Statistics

24_RS6055

Criminal Mischief Charges Disposed in Circuit Court During CY 2023
By UOR Code and Charge Disposition Category

UOR Code and Description	Charge Disposition Category							Grand Total
	Acquitted	Dismissed	Diverted	Amended	Convicted	FTA / FTV / AP	Other	
0014000 *OBS* CRIMINAL MISCHIEF - 1ST DEGREE		7						7
0014010 CRIMINAL MISCHIEF, 1ST DEGREE	1	419	194	141	903	40	2	1,700
0014011 ATT CRIMINAL MISCHIEF, 1ST DEGREE					19			19
0014014 FACL CRIMINAL MISCHIEF, 1ST DEGREE					3			3
0014015 COMP CRIMINAL MISCHIEF, 1ST DEGREE		37	7	4	28	8		84
0014020 CRIMINAL MISCHIEF-2ND DEGREE		117	13	4	279	14	7	434
0014024 FACL CRIMINAL MISCHIEF-2ND DEGREE		1						1
0014025 COMP CRIMINAL MISCHIEF-2ND DEGREE		2	2		12	1		17
0014030 *OBS* CRIMINAL MISCHIEF-3RD DEGREE	1	297	16	4	422	18	4	762
0014031 *OBS* ATT CRIMINAL MISCHIEF-3RD DEGREE					4			4
0014035 *OBS* COMP CRIMINAL MISCHIEF-3RD DEGREE		4			11			15
0014160 CRIMINAL MISCHIEF - RESIDENTIAL RENTAL PROPERTY - 1ST DEG		5	4	2	8	1		20
0014165 COMP CRIMINAL MISCHIEF - RESIDENTIAL RENTAL PROPERTY - 1ST DEG		2	1					3
0014180 CRIMINAL MISCHIEF - RESIDENTIAL RENTAL PROPERTY - 2ND DEG		1	1		2			4
0014200 CRIMINAL MISCHIEF - RESIDENTIAL RENTAL PROPERTY - 3RD DEG					3			3
0290110 *OBS* CRIMINAL MISCHIEF-1ST DEGREE-BUSINESS-OVER \$1000		1						1
0290210 *OBS* CRIMINAL MISCHIEF-1ST DEGREE-PRIV PROPERTY-OVER \$1000		4			1			5
Grand Total	2	897	238	155	1,695	82	13	3,082

Statistical Analysis Considerations

* Data provided from the CourtNet Database.

* Counts of charges do not necessarily reflect counts of individuals, as the same individual may have multiple charges.

Run Date:

9/6/2024

Page 7 of 27



ADMINISTRATIVE OFFICE OF THE COURTS
Research and Statistics

24_RS6055

Criminal Mischief Charges Disposed in Circuit Court During CY 2023
By Charge Disposition Category and Charge Disposition Month

	Charge Disposition Category							Grand Total
	Acquitted	Dismissed	Diverted	Amended	Convicted	FTA / FTV / AP	Other	
January	1	62	22	10	138	7		240
February		90	16	8	157	7	3	281
March		60	25	18	155	5	3	266
April		93	12	11	144	5	2	267
May		76	15	14	155	7		267
June		81	19	22	140	9	2	273
July		67	19	4	126	1		217
August		69	28	5	135	18	1	256
September		75	30	17	135	6		263
October	1	75	17	22	152	5		272
November		105	24	19	140	9	1	298
December		44	11	5	118	3	1	182
Grand Total	2	897	238	155	1,695	82	13	3,082

Statistical Analysis Considerations

* Data provided from the CourtNet Database.

* Counts of charges do not necessarily reflect counts of individuals, as the same individual may have multiple charges.

Run Date:

9/6/2024

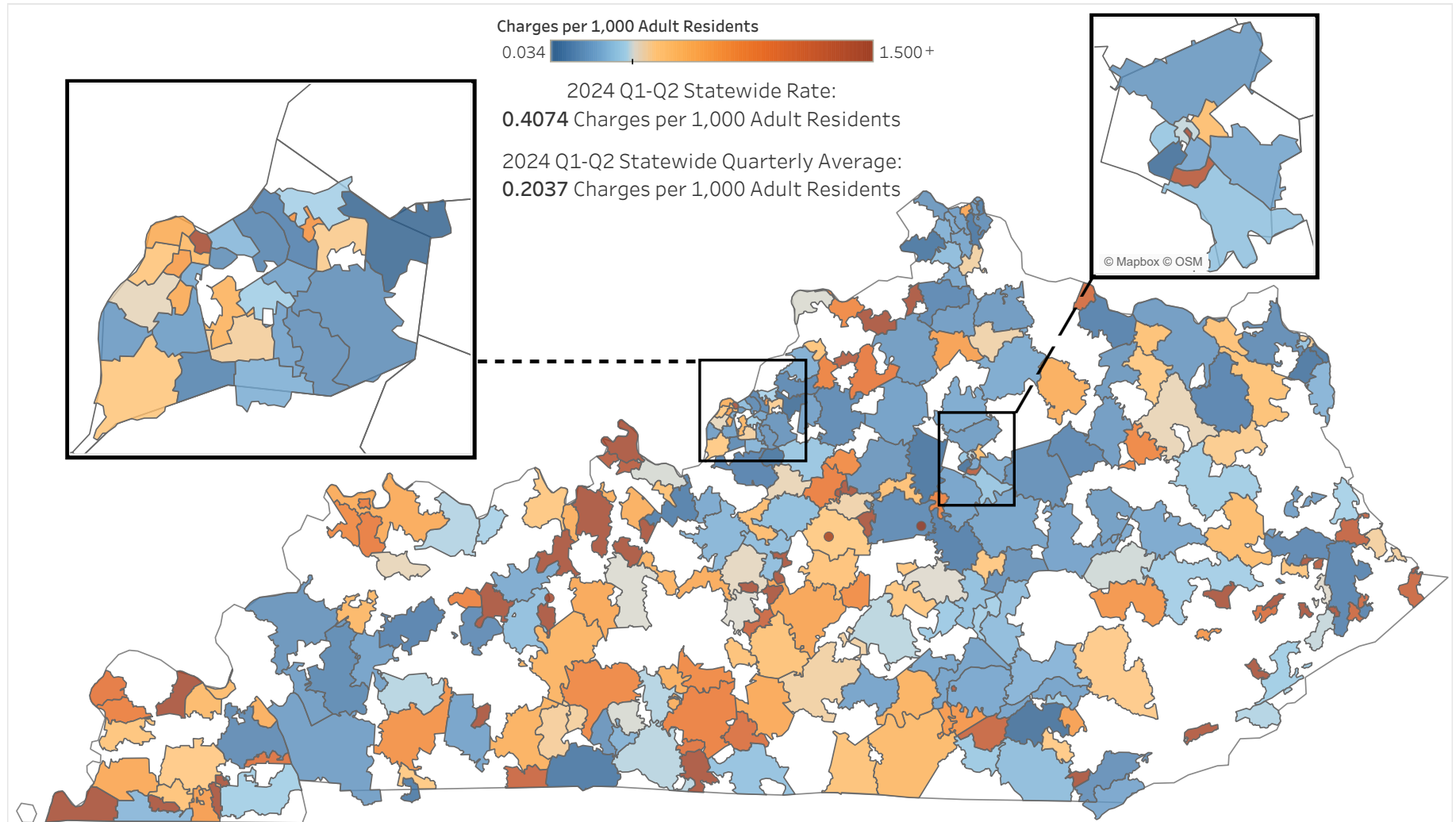
Page 8 of 27



ADMINISTRATIVE OFFICE OF THE COURTS
Research and Statistics

24_RS6055

Count of Adult Residents per Criminal Mischief Charge Within Circuit Court Cases Filed CY 2024 Q1-Q2
By Defendant Zip Code



* Data provided from the CourtNet Database.

* Population estimates obtained from the U.S. Census Bureau ACS Demographic and Housing Estimates. American Community Survey, ACS 5-Year Estimates Data Profiles, Table DP05, 2022, [https://data.census.gov/table/ACSDP5Y2022.DP05?t=Population%20Total&q=040XX00US21\\$8600000&y=2022](https://data.census.gov/table/ACSDP5Y2022.DP05?t=Population%20Total&q=040XX00US21$8600000&y=2022).

*Most zip codes associated with P.O. boxes, government zones, and business/industry are hidden, as well as any with an estimated population of zero. All charges associated with defendants listed as having a Kentucky address are counted in the statewide rates.

Run Date:
9/6/2024
Page 9 of 27



ADMINISTRATIVE OFFICE OF THE COURTS
Research and Statistics

24_RS6055

Criminal Mischief Charges Within Circuit Court Cases Filed During CY 2024 Quarters 1 and 2
By UOR Code and Case Filing Month

UOR Code and Description	January	February	March	April	May	June	Grand Total
0014001 *OBS* ATT CRIMINAL MISCHIEF - 1ST DEGREE		1					1
0014010 CRIMINAL MISCHIEF, 1ST DEGREE	118	131	133	133	119	129	763
0014011 ATT CRIMINAL MISCHIEF, 1ST DEGREE					1		1
0014015 COMP CRIMINAL MISCHIEF, 1ST DEGREE	9	5	9	6	11	8	48
0014020 CRIMINAL MISCHIEF-2ND DEGREE	25	24	24	28	27	17	145
0014025 COMP CRIMINAL MISCHIEF-2ND DEGREE		10					10
0014030 *OBS* CRIMINAL MISCHIEF-3RD DEGREE	147	58	46	50	61	41	403
0014035 *OBS* COMP CRIMINAL MISCHIEF-3RD DEGREE	1		3	2		3	9
0014036 *OBS* ENH CRIMINAL MISCHIEF-3RD DEGREE						1	1
0014150 CRIMINAL MISCHIEF, 1ST DEGREE - TAMPER KEY INFRA ASSETS		1					1
0014160 CRIMINAL MISCHIEF - RESIDENTIAL RENTAL PROPERTY - 1ST DEG			3	2	5	2	12
0014200 CRIMINAL MISCHIEF - RESIDENTIAL RENTAL PROPERTY - 3RD DEG	1						1
0290110 *OBS* CRIMINAL MISCHIEF-1ST DEGREE-BUSINESS-OVER \$1000					1		1
Grand Total	301	230	218	221	225	201	1,396

Statistical Analysis Considerations

* Data provided from the CourtNet Database.

* Counts of charges do not necessarily reflect counts of individuals, as the same individual may have multiple charges.

Run Date:
9/6/2024
Page 10 of 27



ADMINISTRATIVE OFFICE OF THE COURTS
Research and Statistics

24_RS6055

Criminal Mischief Charges Disposed in Circuit Court During CY 2024 Quarters 1 and 2
By UOR Code and Charge Disposition Category

UOR Code and Description	Charge Disposition Category							Grand Total
	Acquitted	Dismissed	Diverted	Amended	Convicted	FTA / FTV / AP	Other	
0014000 *OBS* CRIMINAL MISCHIEF - 1ST DEGREE		14			4			18
0014001 *OBS* ATT CRIMINAL MISCHIEF - 1ST DEGREE		1						1
0014005 *OBS* COMP CRIMINAL MISCHIEF - 1ST DEGREE		1						1
0014010 CRIMINAL MISCHIEF, 1ST DEGREE	1	214	117	60	486	42	1	921
0014011 ATT CRIMINAL MISCHIEF, 1ST DEGREE					1			1
0014014 FACL CRIMINAL MISCHIEF, 1ST DEGREE					4			4
0014015 COMP CRIMINAL MISCHIEF, 1ST DEGREE		6	2	8	12	7		35
0014020 CRIMINAL MISCHIEF-2ND DEGREE	1	60	8		134	5		208
0014025 COMP CRIMINAL MISCHIEF-2ND DEGREE					2			2
0014030 *OBS* CRIMINAL MISCHIEF-3RD DEGREE	2	126	20	3	180	12	4	347
0014031 *OBS* ATT CRIMINAL MISCHIEF-3RD DEGREE					2			2
0014035 *OBS* COMP CRIMINAL MISCHIEF-3RD DEGREE		6	1		2			9
0014150 CRIMINAL MISCHIEF, 1ST DEGREE - TAMPER KEY INFRA ASSETS					2			2
0014160 CRIMINAL MISCHIEF - RESIDENTIAL RENTAL PROPERTY - 1ST DEG		1	5		5			11
0014180 CRIMINAL MISCHIEF - RESIDENTIAL RENTAL PROPERTY - 2ND DEG					1			1
0014200 CRIMINAL MISCHIEF - RESIDENTIAL RENTAL PROPERTY - 3RD DEG			1		2			3
0290110 *OBS* CRIMINAL MISCHIEF-1ST DEGREE-BUSINESS-OVER \$1000					3			3
Grand Total	4	429	154	71	840	66	5	1,569

Statistical Analysis Considerations

* Data provided from the CourtNet Database.

* Counts of charges do not necessarily reflect counts of individuals, as the same individual may have multiple charges.

Run Date:
9/6/2024
Page 11 of 27



ADMINISTRATIVE OFFICE OF THE COURTS
Research and Statistics

24_RS6055

Criminal Mischief Charges Disposed in Circuit Court During CY 2024 Quarters 1 and 2
By Charge Disposition Category and Charge Disposition Month

	Charge Disposition Category							Grand Total
	Acquitted	Dismissed	Diverted	Amended	Convicted	FTA / FTV / AP	Other	
January	1	62	20	10	127	10	2	232
February		95	29	14	162	11		311
March	1	77	23	11	150	17	1	280
April		71	33	14	144	11	1	274
May		54	25	13	139	9	1	241
June	2	70	24	9	118	8		231
Grand Total	4	429	154	71	840	66	5	1,569

Statistical Analysis Considerations

* Data provided from the CourtNet Database.

* Counts of charges do not necessarily reflect counts of individuals, as the same individual may have multiple charges.

Run Date:
9/6/2024
Page 12 of 27

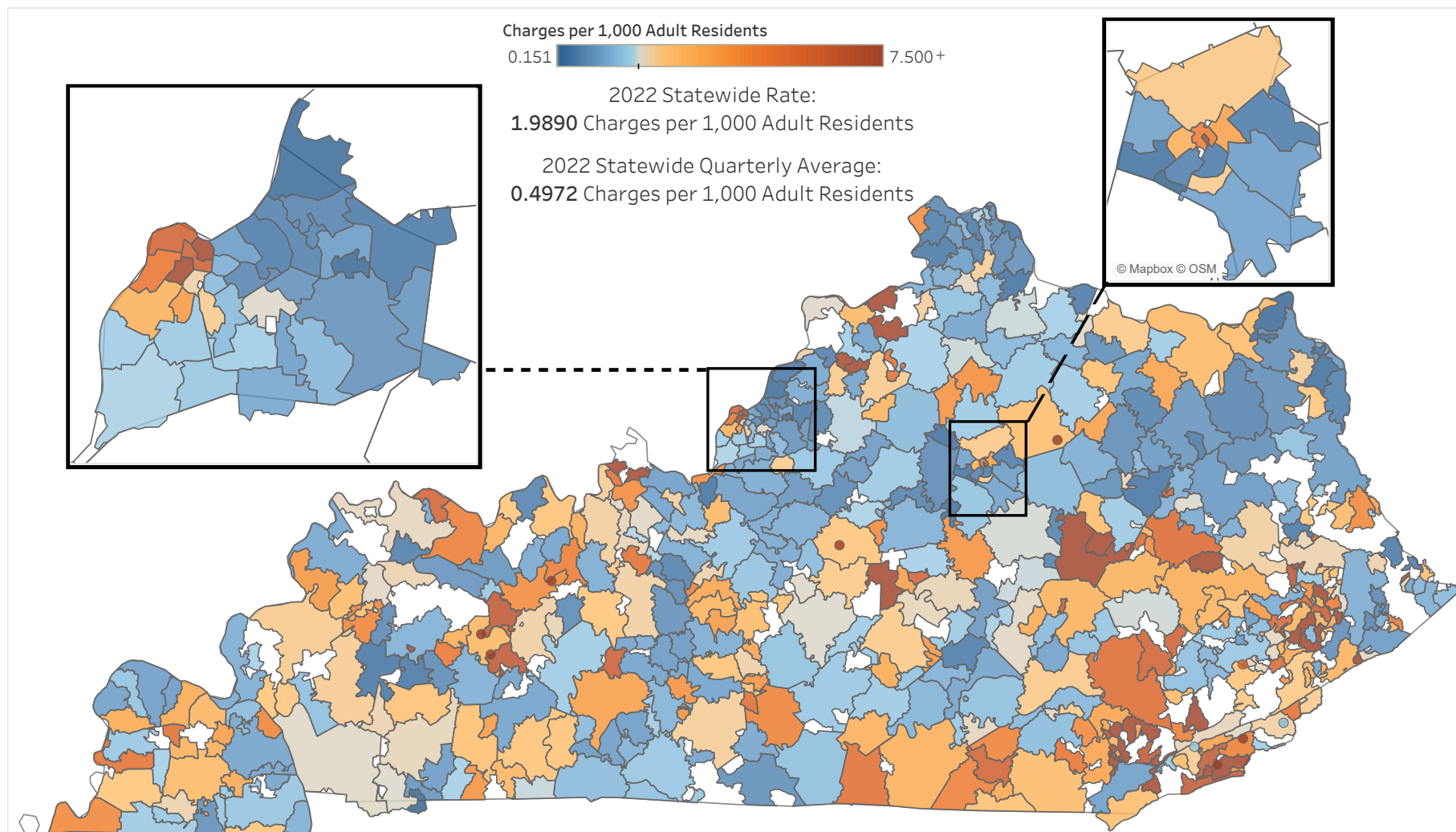
ADMINISTRATIVE OFFICE OF THE COURTS
Research and Statistics



ADMINISTRATIVE OFFICE OF THE COURTS
Research and Statistics

24_RS6055

Count of Adult Residents per Criminal Mischief Charge Within District Court Cases Filed CY 2022
By Defendant Zip Code



Statistical Analysis Considerations

* Data provided from the CourtNet Database.

* Population estimates obtained from the U.S. Census Bureau ACS Demographic and Housing Estimates. American Community Survey, ACS 5-Year Estimates Data Profiles, Table DP05, 2022, [https://data.census.gov/table/ACSDP5Y2022.DP05?t=Population%20Total&q=040XX00US21\\$8600000&y=2022](https://data.census.gov/table/ACSDP5Y2022.DP05?t=Population%20Total&q=040XX00US21$8600000&y=2022).

* Most zip codes associated with P.O. boxes, government zones, and business/industry are hidden, as well as any with an estimated population of zero. All charges associated with defendants listed as having a Kentucky address are counted in the statewide rates.

Run Date:
9/6/2024
Page 14 of 27



ADMINISTRATIVE OFFICE OF THE COURTS
Research and Statistics

24_RS6055

Criminal Mischief Charges Within District Court Cases Filed During CY 2022
By UOR Code and Case Filing Month

UOR Code and Description	January	February	March	April	May	June	July	August	September	October	November	December	Grand Total
0014000 *OBS* CRIMINAL MISCHIEF - 1ST DEGREE							1						1
0014001 *OBS* ATT CRIMINAL MISCHIEF - 1ST DEGREE							1						1
0014010 CRIMINAL MISCHIEF, 1ST DEGREE	191	176	207	183	228	221	201	224	251	208	188	200	2,478
0014011 ATT CRIMINAL MISCHIEF, 1ST DEGREE	7	4	10	9	10	10	6	11	12	9	6	12	106
0014013 CONS CRIMINAL MISCHIEF, 1ST DEGREE								1					1
0014014 FACL CRIMINAL MISCHIEF, 1ST DEGREE	1				1				1	2		1	6
0014015 COMP CRIMINAL MISCHIEF, 1ST DEGREE	2		4	1	2	2	5	4	2		2	6	30
0014016 ENH CRIMINAL MISCHIEF, 1ST DEGREE												1	1
0014020 CRIMINAL MISCHIEF-2ND DEGREE	127	148	169	169	138	173	179	165	174	138	127	120	1,827
0014021 ATT CRIMINAL MISCHIEF-2ND DEGREE			1					1		1		2	5
0014022 SOLC CRIMINAL MISCHIEF-2ND DEGREE									1				1
0014023 CONS CRIMINAL MISCHIEF-2ND DEGREE							1						1
0014024 FACL CRIMINAL MISCHIEF-2ND DEGREE											1		1
0014025 COMP CRIMINAL MISCHIEF-2ND DEGREE							60			1	1		62
0014030 *OBS* CRIMINAL MISCHIEF-3RD DEGREE	249	245	323	274	319	260	271	292	261	265	249	220	3,228
0014031 *OBS* ATT CRIMINAL MISCHIEF-3RD DEGREE		2	1		1	2		2		2			10
0014033 *OBS* CONS CRIMINAL MISCHIEF-3RD DEGREE												4	4
0014034 *OBS* FACL CRIMINAL MISCHIEF-3RD DEGREE			1										1
0014035 *OBS* COMP CRIMINAL MISCHIEF-3RD DEGREE			4			1		1	1				7
0014150 CRIMINAL MISCHIEF, 1ST DEGREE - TAMPER KEY INFRA ASSETS	1				1						1		3
0014160 CRIMINAL MISCHIEF - RESIDENTIAL RENTAL PROPERTY - 1ST DEG	3	3	5	2	3	5	5	4	3	7	4	2	46
0014161 ATT CRIMINAL MISCHIEF - RESIDENTIAL RENTAL PROPERTY - 1ST DEG							1						1
0014180 CRIMINAL MISCHIEF - RESIDENTIAL RENTAL PROPERTY - 2ND DEG	4		4	1			2	3		2			16
0014200 CRIMINAL MISCHIEF - RESIDENTIAL RENTAL PROPERTY - 3RD DEG	2	2	1	5	5	2	2	2	1	1	1	3	27
0290210 *OBS* CRIMINAL MISCHIEF-1ST DEGREE-PRIV PROPERTY-OVER \$1000						1						1	2
0290310 *OBS* CRIMINAL MISCHIEF-1ST DEG-PUBLIC PROPERTY >\$1000											1	1	2
0292010 *OBS* CRIMINAL MISCHIEF-1ST DEGREE-OTHER-OVER \$1000	1							1				1	3
0292040 CRIMINAL MISCHIEF 1ST DEG- RESTITUTION/REPAIR - 2ND OR SUB									1				1
Grand Total	588	580	730	644	708	677	735	711	708	636	581	574	7,872

Statistical Analysis Considerations

* Data provided from the CourtNet Database.

* Counts of charges do not necessarily reflect counts of individuals, as the same individual may have multiple charges.

Run Date:

9/6/2024

Page 15 of 27



ADMINISTRATIVE OFFICE OF THE COURTS
Research and Statistics

24_RS6055

Criminal Mischief Charges Disposed in District Court During CY 2022
By UOR Code and Charge Disposition Category

UOR Code and Description	Charge Disposition Category								Grand Total
	Acquitted	Dismissed	Diverted	Amended	Indictme..	Convicted	FTA / FTV / AP	Other	
0014000 *OBS* CRIMINAL MISCHIEF - 1ST DEGREE		1		1					2
0014010 CRIMINAL MISCHIEF, 1ST DEGREE		551	2	667	1,068	105	35	82	2,510
0014011 ATT CRIMINAL MISCHIEF, 1ST DEGREE		43	2			54		2	101
0014013 CONS CRIMINAL MISCHIEF, 1ST DEGREE		1							1
0014014 FACL CRIMINAL MISCHIEF, 1ST DEGREE						3			3
0014015 COMP CRIMINAL MISCHIEF, 1ST DEGREE		11		6	4				21
0014020 CRIMINAL MISCHIEF-2ND DEGREE	3	602	23	62	226	958	39	54	1,967
0014021 ATT CRIMINAL MISCHIEF-2ND DEGREE						2		1	3
0014022 SOLC CRIMINAL MISCHIEF-2ND DEGREE					1				1
0014025 COMP CRIMINAL MISCHIEF-2ND DEGREE		14	1		4	60			79
0014030 *OBS* CRIMINAL MISCHIEF-3RD DEGREE	2	1,446	51	48	520	1,296	80	125	3,568
0014031 *OBS* ATT CRIMINAL MISCHIEF-3RD DEGREE		6			1	5		1	13
0014034 *OBS* FACL CRIMINAL MISCHIEF-3RD DEGREE			1						1
0014035 *OBS* COMP CRIMINAL MISCHIEF-3RD DEGREE		7			1	1			9
0014150 CRIMINAL MISCHIEF, 1ST DEGREE - TAMPER KEY INFRA ASSETS				2	1				3
0014160 CRIMINAL MISCHIEF - RESIDENTIAL RENTAL PROPERTY - 1ST DEG		8		10	14		1		33
0014161 ATT CRIMINAL MISCHIEF - RESIDENTIAL RENTAL PROPERTY - 1ST DEG		1				1			2
0014180 CRIMINAL MISCHIEF - RESIDENTIAL RENTAL PROPERTY - 2ND DEG		1		3	3	6			13
0014200 CRIMINAL MISCHIEF - RESIDENTIAL RENTAL PROPERTY - 3RD DEG		7		3	4	8	1		23
0290110 *OBS* CRIMINAL MISCHIEF-1ST DEGREE-BUSINESS-OVER \$1000		12							12
0290210 *OBS* CRIMINAL MISCHIEF-1ST DEGREE-PRIV PROPERTY-OVER \$1000				1	1				2
0290310 *OBS* CRIMINAL MISCHIEF-1ST DEG-PUBLIC PROPERTY >\$1000		1		1					2
0292010 *OBS* CRIMINAL MISCHIEF-1ST DEGREE-OTHER-OVER \$1000				1	1				2
9014030 *OBS* CRIMINAL MISCHIEF - THIRD DEGREE		1							1
Grand Total	5	2,713	80	805	1,849	2,499	156	265	8,372

Statistical Analysis Considerations

* Data provided from the CourtNet Database.

* Counts of charges do not necessarily reflect counts of individuals, as the same individual may have multiple charges.

Run Date:

9/6/2024

Page 16 of 27



ADMINISTRATIVE OFFICE OF THE COURTS
Research and Statistics

24_RS6055

Criminal Mischief Charges Disposed in District Court During CY 2022
By Charge Disposition Category and Charge Disposition Month

	Charge Disposition Category								Grand Total
	Acquitted	Dismissed	Diverted	Amended	Indictment	Convicted	FTA/FTV/..	Other	
January	1	201	3	62	131	198	21	9	626
February		212	1	51	135	193	11	18	621
March	1	285	8	88	199	235	8	25	849
April		191	3	59	163	204	13	19	652
May		233	3	57	178	212	16	17	716
June	3	214	1	82	171	226	8	34	739
July		234	10	62	119	205	7	24	661
August		245	7	63	124	204	13	30	686
September		240	8	70	165	207	18	18	726
October		224	13	86	165	238	17	16	759
November		221	17	79	165	209	16	24	731
December		213	6	46	134	168	8	31	606
Grand Total	5	2,713	80	805	1,849	2,499	156	265	8,372

Statistical Analysis Considerations

* Data provided from the CourtNet Database.

* Counts of charges do not necessarily reflect counts of individuals, as the same individual may have multiple charges.

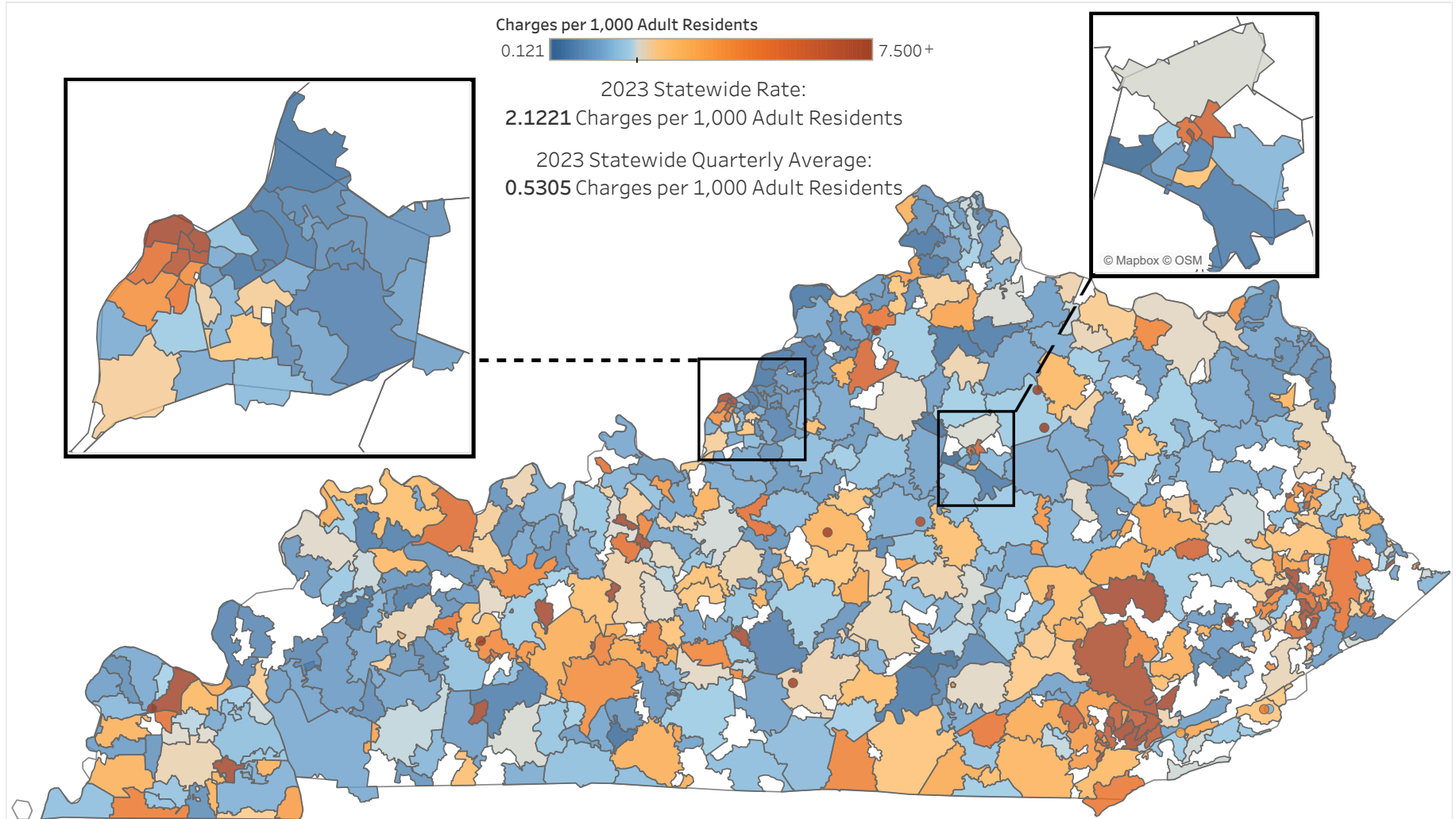
Run Date:
 9/6/2024
 Page 17 of 27



ADMINISTRATIVE OFFICE OF THE COURTS
Research and Statistics

24_RS6055

Count of Adult Residents per Criminal Mischief Charge Within District Court Cases Filed CY 2023
By Defendant Zip Code



Statistical Analysis Considerations

* Data provided from the CourtNet Database.

* Population estimates obtained from the U.S. Census Bureau ACS Demographic and Housing Estimates. American Community Survey, ACS 5-Year Estimates Data Profiles, Table DP05, 2022, [https://data.census.gov/table/ACSDP5Y2022.DP05?t=Population%20Total&q=040XX00US21\\$8600000&y=2022](https://data.census.gov/table/ACSDP5Y2022.DP05?t=Population%20Total&q=040XX00US21$8600000&y=2022).

* Most zip codes associated with P.O. boxes, government zones, and business/industry are hidden, as well as any with an estimated population of zero. All charges associated with defendants listed as having a Kentucky address are counted in the statewide rates.

Run Date:
9/6/2024
Page 18 of 27



ADMINISTRATIVE OFFICE OF THE COURTS
Research and Statistics

24_RS6055

Criminal Mischief Charges Within District Court Cases Filed During CY 2023
By UOR Code and Case Filing Month

UOR Code and Description	January	February	March	April	May	June	July	August	September	October	November	December	Grand Total
0014000 *OBS* CRIMINAL MISCHIEF - 1ST DEGREE		1	2				1	2			1	1	8
0014010 CRIMINAL MISCHIEF, 1ST DEGREE	205	189	225	207	230	234	271	241	205	265	205	193	2,670
0014011 ATT CRIMINAL MISCHIEF, 1ST DEGREE	12	7	9	12	10	5	6	8	6	12	6	10	103
0014013 CONS CRIMINAL MISCHIEF, 1ST DEGREE		3				1							4
0014014 FACL CRIMINAL MISCHIEF, 1ST DEGREE	1		1				1		1				4
0014015 COMP CRIMINAL MISCHIEF, 1ST DEGREE	2		4	3	1	1	15	11	1	4	1	1	44
0014016 ENH CRIMINAL MISCHIEF, 1ST DEGREE						1							1
0014020 CRIMINAL MISCHIEF-2ND DEGREE	174	144	159	176	155	159	180	233	138	159	298	135	2,110
0014021 ATT CRIMINAL MISCHIEF-2ND DEGREE	1					3				1	2	1	8
0014024 FACL CRIMINAL MISCHIEF-2ND DEGREE			1								1		2
0014025 COMP CRIMINAL MISCHIEF-2ND DEGREE						1	2	38					41
0014030 *OBS* CRIMINAL MISCHIEF-3RD DEGREE	309	234	267	325	309	298	298	283	269	276	232	269	3,369
0014031 *OBS* ATT CRIMINAL MISCHIEF-3RD DEGREE		1		1		1	4	2	1		1		11
0014032 *OBS* SOLC CRIMINAL MISCHIEF-3RD DEGREE										1			1
0014034 *OBS* FACL CRIMINAL MISCHIEF-3RD DEGREE				1									1
0014035 *OBS* COMP CRIMINAL MISCHIEF-3RD DEGREE		5			1		1	74			1	4	86
0014036 *OBS* ENH CRIMINAL MISCHIEF-3RD DEGREE			1										1
0014150 CRIMINAL MISCHIEF, 1ST DEGREE - TAMPER KEY INFRA ASSETS	1				1	1			1			2	6
0014156 ENH CRIMINAL MISCHIEF, 1ST DEGREE - TAMPER KEY INFRA ASSETS												1	1
0014160 CRIMINAL MISCHIEF - RESIDENTIAL RENTAL PROPERTY - 1ST DEG	4	1	3	1	2	4	2	4	2	2	4	4	33
0014161 ATT CRIMINAL MISCHIEF - RESIDENTIAL RENTAL PROPERTY - 1ST DEG			1								1		2
0014165 COMP CRIMINAL MISCHIEF - RESIDENTIAL RENTAL PROPERTY - 1ST DEG							1					1	2
0014180 CRIMINAL MISCHIEF - RESIDENTIAL RENTAL PROPERTY - 2ND DEG	1	1	1	2	2		2	2	1	1		2	15
0014200 CRIMINAL MISCHIEF - RESIDENTIAL RENTAL PROPERTY - 3RD DEG	3	2	1	1	2	2	1	1	5	2	4	2	26
0290110 *OBS* CRIMINAL MISCHIEF-1ST DEGREE-BUSINESS-OVER \$1000										1			1
0290210 *OBS* CRIMINAL MISCHIEF-1ST DEGREE-PRIV PROPERTY-OVER \$1000										7			7
0290310 *OBS* CRIMINAL MISCHIEF-1ST DEG-PUBLIC PROPERTY >\$1000	2								1				3
0292010 *OBS* CRIMINAL MISCHIEF-1ST DEGREE-OTHER-OVER \$1000												1	1
Grand Total	715	588	675	729	713	711	785	899	631	731	757	627	8,561

Statistical Analysis Considerations

* Data provided from the CourtNet Database.

* Counts of charges do not necessarily reflect counts of individuals, as the same individual may have multiple charges.

Run Date:

9/6/2024

Page 19 of 27



ADMINISTRATIVE OFFICE OF THE COURTS
Research and Statistics

24_RS6055

Criminal Mischief Charges Disposed in District Court During CY 2023
By UOR Code and Charge Disposition Category

UOR Code and Description	Charge Disposition Category								Grand Total
	Acquitted	Dismissed	Diverted	Amended	Indictme..	Convicted	FTA / FTV / AP	Other	
0014000 *OBS* CRIMINAL MISCHIEF - 1ST DEGREE		1		2	1	2		1	7
0014010 CRIMINAL MISCHIEF, 1ST DEGREE		534	20	703	1,130	150	38	123	2,698
0014011 ATT CRIMINAL MISCHIEF, 1ST DEGREE		61	2	3	1	61		3	131
0014013 CONS CRIMINAL MISCHIEF, 1ST DEGREE		1			2	1			4
0014014 FACL CRIMINAL MISCHIEF, 1ST DEGREE		3		1	2	1			7
0014015 COMP CRIMINAL MISCHIEF, 1ST DEGREE		2		3	34	9			48
0014016 ENH CRIMINAL MISCHIEF, 1ST DEGREE		1			1				2
0014020 CRIMINAL MISCHIEF-2ND DEGREE		649	46	101	192	1,034	56	145	2,223
0014021 ATT CRIMINAL MISCHIEF-2ND DEGREE		2		2		2		1	7
0014023 CONS CRIMINAL MISCHIEF-2ND DEGREE				1		1			2
0014024 FACL CRIMINAL MISCHIEF-2ND DEGREE		3				1			4
0014025 COMP CRIMINAL MISCHIEF-2ND DEGREE				1		42			43
0014030 *OBS* CRIMINAL MISCHIEF-3RD DEGREE	3	1,389	100	47	426	1,372	119	146	3,602
0014031 *OBS* ATT CRIMINAL MISCHIEF-3RD DEGREE		4	1	1		2		1	9
0014033 *OBS* CONS CRIMINAL MISCHIEF-3RD DEGREE		4							4
0014035 *OBS* COMP CRIMINAL MISCHIEF-3RD DEGREE		2			75	3		3	83
0014036 *OBS* ENH CRIMINAL MISCHIEF-3RD DEGREE					1				1
0014150 CRIMINAL MISCHIEF, 1ST DEGREE - TAMPER KEY INFRA ASSETS		3				1		1	5
0014160 CRIMINAL MISCHIEF - RESIDENTIAL RENTAL PROPERTY - 1ST DEG		10		3	21				34
0014161 ATT CRIMINAL MISCHIEF - RESIDENTIAL RENTAL PROPERTY - 1ST DEG						2			2
0014180 CRIMINAL MISCHIEF - RESIDENTIAL RENTAL PROPERTY - 2ND DEG		6				8	2		16
0014200 CRIMINAL MISCHIEF - RESIDENTIAL RENTAL PROPERTY - 3RD DEG		9			1	7	1		18
0290110 *OBS* CRIMINAL MISCHIEF-1ST DEGREE-BUSINESS-OVER \$1000		2							2
0290310 *OBS* CRIMINAL MISCHIEF-1ST DEG-PUBLIC PROPERTY >\$1000		1		1	1				3
Grand Total	3	2,687	169	869	1,888	2,699	216	424	8,955

Statistical Analysis Considerations

* Data provided from the CourtNet Database.

* Counts of charges do not necessarily reflect counts of individuals, as the same individual may have multiple charges.

Run Date:

9/6/2024

Page 20 of 27



ADMINISTRATIVE OFFICE OF THE COURTS
Research and Statistics

24_RS6055

Criminal Mischief Charges Disposed in District Court During CY 2023
By Charge Disposition Category and Charge Disposition Month

	Charge Disposition Category								Grand Total
	Acquitted	Dismissed	Diverted	Amended	Indictment	Convicted	FTA / FTV /..	Other	
January		217	12	68	164	195	13	58	727
February		252	11	67	124	184	9	36	683
March		235	12	73	166	219	15	27	747
April		214	7	82	143	197	9	28	680
May		194	8	87	124	252	16	49	730
June	1	219	16	66	184	213	17	24	740
July	1	214	10	60	146	209	24	18	682
August		221	14	70	165	225	24	15	734
September		237	11	61	174	289	22	29	823
October	1	264	23	70	228	235	18	29	868
November		226	30	102	123	291	24	86	882
December		194	15	63	147	190	25	25	659
Grand Total	3	2,687	169	869	1,888	2,699	216	424	8,955

Statistical Analysis Considerations

* Data provided from the CourtNet Database.

* Counts of charges do not necessarily reflect counts of individuals, as the same individual may have multiple charges.

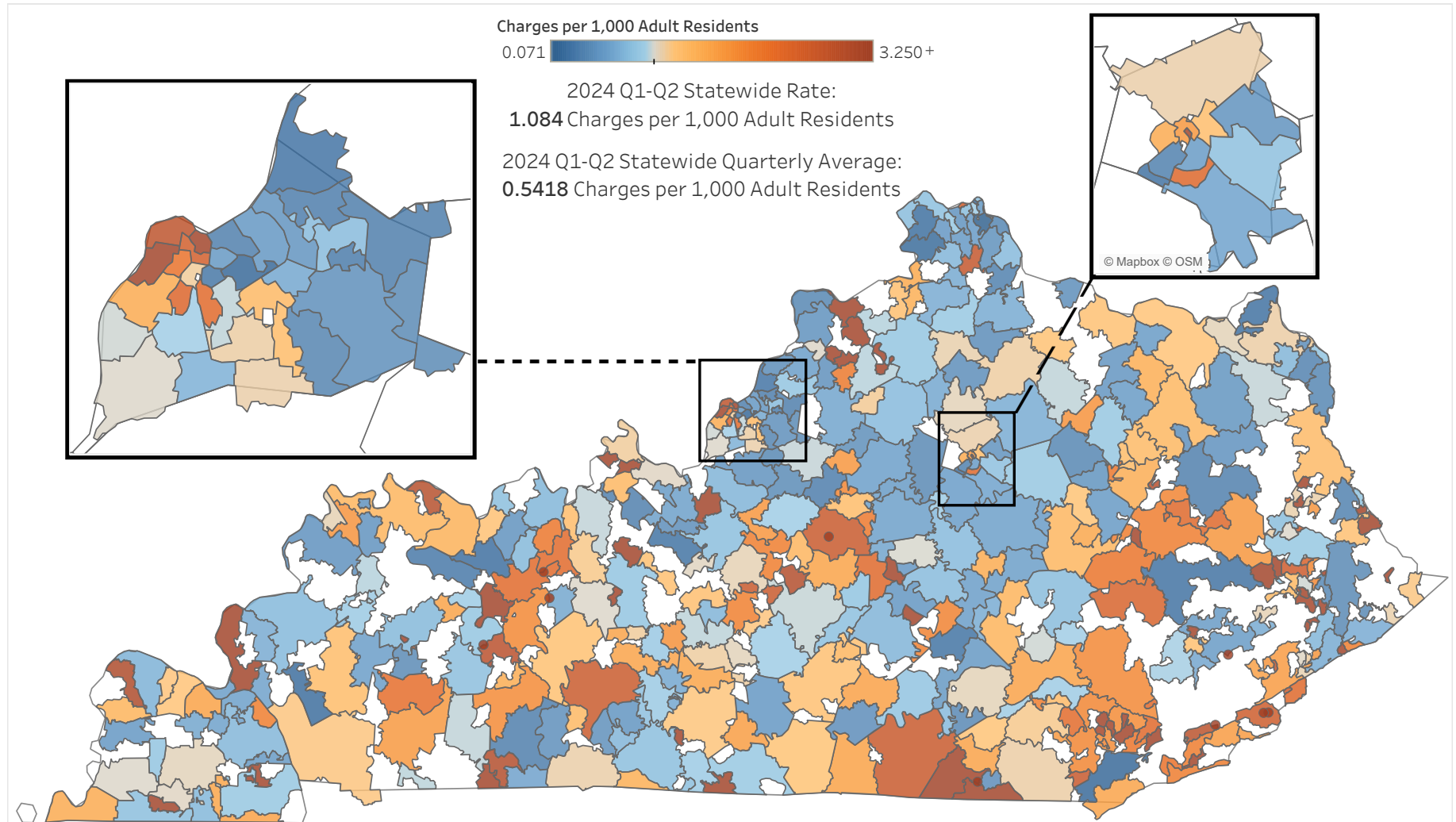
Run Date:
9/6/2024
Page 21 of 27



ADMINISTRATIVE OFFICE OF THE COURTS
Research and Statistics

24_RS6055

Count of Adult Residents per Criminal Mischief Charge Within District Court Cases Filed CY 2024 Q1-Q2
By Defendant Zip Code



* Data provided from the CourtNet Database.

* Population estimates obtained from the U.S. Census Bureau ACS Demographic and Housing Estimates. American Community Survey, ACS 5-Year Estimates Data Profiles, Table DP05, 2022, [https://data.census.gov/table/ACSDP5Y2022.DP05?t=Population%20Total&q=040XX00US21\\$8600000&y=2022](https://data.census.gov/table/ACSDP5Y2022.DP05?t=Population%20Total&q=040XX00US21$8600000&y=2022).

*Most zip codes associated with P.O. boxes, government zones, and business/industry are hidden, as well as any with an estimated population of zero. All charges associated with defendants listed as having a Kentucky address are counted in the statewide rates.

Run Date:
9/6/2024
Page 22 of 27



ADMINISTRATIVE OFFICE OF THE COURTS
Research and Statistics

24_RS6055

Criminal Mischief Charges Within District Court Cases Filed During CY 2024 Quarters 1 and 2
By UOR Code and Case Filing Month

UOR Code and Description	January	February	March	April	May	June	Grand Total
0014010 CRIMINAL MISCHIEF, 1ST DEGREE	245	256	209	235	256	231	1,432
0014011 ATT CRIMINAL MISCHIEF, 1ST DEGREE	9	6	10	3	7	7	42
0014013 CONS CRIMINAL MISCHIEF, 1ST DEGREE		1					1
0014015 COMP CRIMINAL MISCHIEF, 1ST DEGREE	3	5	26	1	2	2	39
0014016 ENH CRIMINAL MISCHIEF, 1ST DEGREE					1		1
0014020 CRIMINAL MISCHIEF-2ND DEGREE	122	131	158	184	131	116	842
0014021 ATT CRIMINAL MISCHIEF-2ND DEGREE		2			1	1	4
0014024 FACL CRIMINAL MISCHIEF-2ND DEGREE				1			1
0014025 COMP CRIMINAL MISCHIEF-2ND DEGREE	2		3				5
0014030 *OBS* CRIMINAL MISCHIEF-3RD DEGREE	272	266	250	292	312	270	1,662
0014031 *OBS* ATT CRIMINAL MISCHIEF-3RD DEGREE	2	2		1		2	7
0014035 *OBS* COMP CRIMINAL MISCHIEF-3RD DEGREE		1	5			2	8
0014036 *OBS* ENH CRIMINAL MISCHIEF-3RD DEGREE			1				1
0014150 CRIMINAL MISCHIEF, 1ST DEGREE - TAMPER KEY INFRA ASSETS		1				1	2
0014160 CRIMINAL MISCHIEF - RESIDENTIAL RENTAL PROPERTY - 1ST DEG	6	3	1	6	4	5	25
0014180 CRIMINAL MISCHIEF - RESIDENTIAL RENTAL PROPERTY - 2ND DEG	3		2	1		2	8
0014200 CRIMINAL MISCHIEF - RESIDENTIAL RENTAL PROPERTY - 3RD DEG	3	4	1	1	2	4	15
0014201 ATT CRIMINAL MISCHIEF - RESIDENTIAL RENTAL PROPERTY - 3RD DEG	1						1
0290210 *OBS* CRIMINAL MISCHIEF-1ST DEGREE-PRIV PROPERTY-OVER \$1000					1		1
0290310 *OBS* CRIMINAL MISCHIEF-1ST DEG-PUBLIC PROPERTY >\$1000			1				1
0292010 *OBS* CRIMINAL MISCHIEF-1ST DEGREE-OTHER-OVER \$1000			2			1	3
0292040 CRIMINAL MISCHIEF 1ST DEG- RESTITUTION/REPAIR - 2ND OR SUB						1	1
Grand Total	668	678	669	725	717	645	4,102

Statistical Analysis Considerations

* Data provided from the CourtNet Database.

* Counts of charges do not necessarily reflect counts of individuals, as the same individual may have multiple charges.

Run Date:
9/6/2024
Page 23 of 27



ADMINISTRATIVE OFFICE OF THE COURTS
Research and Statistics

24_RS6055

Criminal Mischief Charges Disposed in District Court During CY 2024 Quarters 1 and 2
By UOR Code and Charge Disposition Category

UOR Code and Description	Charge Disposition Category								Grand Total
	Acquitted	Dismissed	Diverted	Amended	Indictme..	Convicted	FTA / FTV / AP	Other	
0014000 *OBS* CRIMINAL MISCHIEF - 1ST DEGREE		3							3
0014010 CRIMINAL MISCHIEF, 1ST DEGREE	2	254	11	452	596	81	45	97	1,538
0014011 ATT CRIMINAL MISCHIEF, 1ST DEGREE		28	2	2		28		1	61
0014013 CONS CRIMINAL MISCHIEF, 1ST DEGREE		1							1
0014014 FACL CRIMINAL MISCHIEF, 1ST DEGREE		2							2
0014015 COMP CRIMINAL MISCHIEF, 1ST DEGREE		30		2	11	4		2	49
0014020 CRIMINAL MISCHIEF-2ND DEGREE		302	77	51	119	532	41	36	1,158
0014021 ATT CRIMINAL MISCHIEF-2ND DEGREE		2				3			5
0014024 FACL CRIMINAL MISCHIEF-2ND DEGREE		1							1
0014025 COMP CRIMINAL MISCHIEF-2ND DEGREE		3							3
0014030 *OBS* CRIMINAL MISCHIEF-3RD DEGREE	1	691	88	35	234	671	68	93	1,881
0014031 *OBS* ATT CRIMINAL MISCHIEF-3RD DEGREE		2			1	1	1		5
0014032 *OBS* SOLC CRIMINAL MISCHIEF-3RD DEGREE		1							1
0014034 *OBS* FACL CRIMINAL MISCHIEF-3RD DEGREE						1			1
0014035 *OBS* COMP CRIMINAL MISCHIEF-3RD DEGREE		2			2	3			7
0014036 *OBS* ENH CRIMINAL MISCHIEF-3RD DEGREE					1				1
0014150 CRIMINAL MISCHIEF, 1ST DEGREE - TAMPER KEY INFRA ASSETS					1				1
0014156 ENH CRIMINAL MISCHIEF, 1ST DEGREE - TAMPER KEY INFRA ASSETS				1					1
0014160 CRIMINAL MISCHIEF - RESIDENTIAL RENTAL PROPERTY - 1ST DEG		9		6	9			1	25
0014165 COMP CRIMINAL MISCHIEF - RESIDENTIAL RENTAL PROPERTY - 1ST DEG				1					1
0014180 CRIMINAL MISCHIEF - RESIDENTIAL RENTAL PROPERTY - 2ND DEG		1	1		1	3			6
0014200 CRIMINAL MISCHIEF - RESIDENTIAL RENTAL PROPERTY - 3RD DEG		5	1		3	7	1	1	18
0014201 ATT CRIMINAL MISCHIEF - RESIDENTIAL RENTAL PROPERTY - 3RD DEG						1			1
0290210 *OBS* CRIMINAL MISCHIEF-1ST DEGREE-PRIV PROPERTY-OVER \$1000		6			1				7
0290310 *OBS* CRIMINAL MISCHIEF-1ST DEG-PUBLIC PROPERTY >\$1000				2				1	3
0292010 *OBS* CRIMINAL MISCHIEF-1ST DEGREE-OTHER-OVER \$1000				1	2				3
Grand Total	3	1,343	180	553	981	1,335	156	232	4,783

Statistical Analysis Considerations

* Data provided from the CourtNet Database.

* Counts of charges do not necessarily reflect counts of individuals, as the same individual may have multiple charges.

Run Date:

9/6/2024

Page 24 of 27



ADMINISTRATIVE OFFICE OF THE COURTS
Research and Statistics

24_RS6055

Criminal Mischief Charges Disposed in District Court During CY 2024 Quarters 1 and 2
By Charge Disposition Category and Charge Disposition Month

	Charge Disposition Category								Grand Total
	Acquitted	Dismissed	Diverted	Amended	Indictment	Convicted	FTA / FTV / ..	Other	
January		212	21	92	171	198	30	26	750
February	1	231	14	85	173	220	22	39	785
March	1	237	26	97	163	217	23	49	813
April		222	16	74	161	223	23	50	769
May	1	221	33	81	156	228	23	29	772
June		220	70	124	157	249	35	39	894
Grand Total	3	1,343	180	553	981	1,335	156	232	4,783

Statistical Analysis Considerations

* Data provided from the CourtNet Database.

* Counts of charges do not necessarily reflect counts of individuals, as the same individual may have multiple charges.

Run Date:
9/6/2024
Page 25 of 27



ADMINISTRATIVE OFFICE OF THE COURTS
Research and Statistics

24_RS6055

The UOR Codes listed below were queried for the attached report

KRS	UOR Code	UOR Description	Charge Level and Class
512.020	0014000	*OBS* CRIMINAL MISCHIEF - 1ST DEGREE	Felony D
	0014010	CRIMINAL MISCHIEF, 1ST DEGREE	Felony D
	0014150	CRIMINAL MISCHIEF, 1ST DEGREE - TAMPER KEY INFRA ASSETS	Felony D
	0014160	CRIMINAL MISCHIEF - RESIDENTIAL RENTAL PROPERTY - 1ST DEG	Felony D
	0290110	*OBS* CRIMINAL MISCHIEF-1ST DEGREE-BUSINESS-OVER \$1000	Felony D
	0290210	*OBS* CRIMINAL MISCHIEF-1ST DEGREE-PRIV PROPERTY-OVER \$1000	Felony D
	0290310	*OBS* CRIMINAL MISCHIEF-1ST DEG-PUBLIC PROPERTY >\$1000	Felony D
	0292010	*OBS* CRIMINAL MISCHIEF-1ST DEGREE-OTHER-OVER \$1000	Felony D
512.020(b)	0292030	CRIMINAL MISCHIEF 1ST DEG- RESTITUTION/REPAIR - 1ST OFF	Misdemeanor B
	0292040	CRIMINAL MISCHIEF 1ST DEG- RESTITUTION/REPAIR - 2ND OR SUB	Misdemeanor A
512.030	0014020	CRIMINAL MISCHIEF-2ND DEGREE	Misdemeanor A
	0014180	CRIMINAL MISCHIEF - RESIDENTIAL RENTAL PROPERTY - 2ND DEG	Misdemeanor A
512.030(b)	0292050	CRIMINAL MISCHIEF 2ND DEG- RESTITUTION/REPAIR	Misdemeanor B
512.040	0014030	*OBS* CRIMINAL MISCHIEF-3RD DEGREE	Misdemeanor B
	0014200	CRIMINAL MISCHIEF - RESIDENTIAL RENTAL PROPERTY - 3RD DEG	Misdemeanor B
KRS512020	9091440	*OBS* CRIMINAL MISCHIEF 1ST DEGREE	Local Ordinance
KRS512040	9014030	*OBS* CRIMINAL MISCHIEF - THIRD DEGREE	Local Ordinance

Statistical Analysis Considerations

* Data provided from the CourtNet Database.

* This list displays only base level offenses. Inchoate variants that may be applicable are not excluded from this report, but are not displayed in this list.

Run Date:
9/6/2024
Page 27 of 27