



The Department of Information and Technology Services
Research and Statistics
1001 Vandalay Drive
Frankfort, KY 40601
(502) 573-2350

EXPUNGEMENT DOCUMENTS ENTERED 1/1/2021 – 12/31/2025 STATEWIDE

March 24, 2026

By

Samuel Christopher (*Data Analyst*)

Tammy Collins (*Data Analysis Specialist*)

Lyn Guarnieri (*Research and Statistics Team Lead*)

Daniel Sturtevant (*Data Officer*)

Statistics Request Overall Description

On March 6, 2026, Research and Statistics received a request for a report on expungements granted and denied from Calendar Years (CY) 2021 through 2025.

CourtNet, which provides a summary of Kentucky court cases statewide, was queried for the specific document codes for the petitions and applications for expungement documents (PEXC, AFEX, PEXA, OAE, or PEX) entered within criminal cases January 1, 2021 through December 31, 2025 statewide. Those cases were then queried to see if an order to grant or deny expungement exists, (OFXG, OFXD, OEXG, OEX, OEXD, OG or OD), through the date this report was run, March 20, 2026. CourtNet was also queried for automatic expungement documents (OAE) entered statewide for the same timeframe.

1. Expungement for Felony Conviction

Expungement for class D felony convictions and executive pardons in KRS 431.073¹

The felony conviction expungement law (2016 HB40), which came into effect on July 15, 2016, created a process for the expungement of *class D felony convictions* and for offenses that receive executive pardons.

The felony conviction expungement process has three court documents:

- **AFEX** is used for the application for expungements of felony convictions.
- **OFXG** is used when these expungements are granted.
- **OFXD** is used when these expungements are denied.

2. Expungement

Expungement of convictions for misdemeanor, violation and traffic infraction KRS 431.078²

Expungement of charges acquitted or dismissed *without prejudice* 431.076(1)(b) and

¹ See KRS 431.073 (2016 HB 40) at [statute.aspx](#)

² See KRS 431.078 at [statute.aspx](#)

EXPUNGEMENT DOCUMENTS ENTERED

1/1/2021 – 12/31/2025 STATEWIDE

Statistics Request Overall Description

Expungement of felony charges in District Court not resulting in indictment 431.076 (1)(c)³

The process that allows petition for the expungement of conviction for certain misdemeanors or traffic violations and infractions (including dismissed or amended charges), for the expungement of criminal offense charges acquitted or dismissed *without prejudice*, and for the expungement of felony charges in District Court not resulting in indictment.

- **PEXA** document applies to the expungement of a criminal charge not disposed as a conviction including felony charges in district court not resulting in indictment.
- **PEXC** pertains to expungement of a convicted misdemeanor, violation, or infraction.
- **PEX** prior code to PEXA and PEXC, may currently still be used erroneously.
- **OEXG/OEX** document is used to indicate the granting of either expungement petition.
- **OEXD** document is used to indicate the denial of either expungement petition.

3. Automatic Expungement

Automatic expungement process in KRS 431.076 (1)(a)⁴

The automatic expungement law (2020 HB 327), which came into effect on July 15, 2020, requires an automatic expungement of records upon the expiration of thirty (30) days after a court enters an order of acquittal of criminal charges against a person or enters an order dismissing *with prejudice* all criminal charges in a case against a person (not in exchange for a guilty plea to another charge), unless the person objects to the expungement. Traffic infractions not classified as a misdemeanor are not eligible for automatic expungement. A petition is not required by the defendant.

- **OAE** document is used when a charge is automatically expunged under KRS 431.076(1)(a).

Expungement Process	Petition/Application Document Codes	Grant/Deny/Objection Document Codes
Expungement for Felony Convictions KRS 431.073	(AFEX) Application to Vacate and Expunge Felony Conviction	(OFXG) Order Felony Expungement Granted (OFXD) Order Felony Expungement Denied
Expungement for Convictions for misdemeanor, violation and traffic infraction KRS 431.078, Charges acquitted or dismissed <i>without prejudice</i> KRS 431.076 (1)(b), and Felony charges in District Court not resulting in indictment KRS 431.076(1)(c)	(PEXA) Petition to Expunge Acquittal (applies to charges acquitted, dismissed without prejudice, and felony charges in District Court not resulting in indictment).	(OEX) Order for Expungement (OEXG) Order Granting Expungement (OEXD) Order Denying Expungement
	(PEXC) Petition for Expungement of Conviction (Misdemeanor, Violation, or Traffic Infraction).	

³ See KRS 431.076 (1)(b) & (c) [statute.aspx](#)

⁴ See KRS 431.076 (1)(a) (2020 HB 327) at [statute.aspx](#)

**EXPUNGEMENT DOCUMENTS ENTERED
1/1/2021 – 12/31/2025 STATEWIDE**

Statistics Request Overall Description

	(PEX) Petition for Expungement prior code to PEXA and PEXC, may currently still be used erroneously.	
Automatic Expungement KRS 431.076(1)(a) (Applies to cases with all charges acquitted or dismissed with prejudice.)	No petition/application needs to be filed. <i>Note:</i> This process began in CY 2020 and will not appear in the count of petition documents for prior calendar years.	(OAE) Order Granting of Automatic Expungement

Statistical Table (26_RS6007)

The statistical report provides a count of distinct cases by expungement process type and is based on the application/petition entered during each calendar year (CY) 2021 – 2025. The cases are then checked for an order granting/denying entered after the application/petition date. Orders granting/denying may occur within the same or different calendar year than the application/petition date up until the date the report was run.

Expungement documents entered statewide CY 21-25 is provided as follows:

Page 1:

Table 1: Cases by Expungement Process Type

Provides statewide distinct case counts by expungement process as described by the application/petition type, jurisdiction, and whether the case has an order to grant or deny the expungement. The application/petition type is based on the last application/petition document code entered within the case as of the report generation date. The order granting/denying is set by searching for the first order document entered after the date of the last application/petition date. Currently, there is no link between the application/petition document and the order granting/denying. The last column before the grand total contains cases with no application/petition document. These cases cannot be sorted by expungement process type as the application/petition is the document that identifies each process.

Table 2: Automatic Expungement Process

Provides statewide distinct case counts of automatic expungements grouped by jurisdiction. These are cases where no petition/application needs to be filed. **Note:** This process began in CY 2020 and will not appear in the count of cases for prior calendar years.

Table 3: Cases with Order to Grant/Deny with No Application/Petition

Provides those cases in the last column before the grand total in **Table 1**, grouped by jurisdiction, case category, and by the last document type code for the order granting/denying within the case.

- A large portion of these cases may be part of diversion agreements which may not have required a petition.
- A single expungement order of a felony conviction may apply to both a Circuit Criminal case and a District Felony case pertaining to the same defendant and incident.

Pages 2-3:

EXPUNGEMENT DOCUMENTS ENTERED
1/1/2021 – 12/31/2025 STATEWIDE

Statistical Table (26_RS6007)

Table 4: Cases by Expungement Process Type Per CY

Contains the same information as Table 1, further grouped by calendar year.

Page 4:

Table 5: Automatic Expungement Process Per CY

Contains the same information as Table 2, further grouped by calendar year.

Page 5:

Table 6: Cases with Order to Grant/Deny with No Application/Petition by CY

Contains the same information as Table 3, further grouped by calendar year.

Page 6-7:

Table 7: Cases by Expungement Process Type with Gender & Race

Contains the same information as Table 1, further grouped by defendant's gender and race.

Page 8:

Table 8: Automatic Expungement Process with Gender & Race

Same as described in Table 2, further grouped by defendant's gender and race.

Page 9:

Table 9: Cases with Order to Grant/Deny with No Application/Petition with Gender & Race

Same as described in Table 3, further grouped by defendant's gender and race.

Page 10:

Chart 1: Provides the percentage of cases with granted and denied expungements grouped by jurisdiction and expungement application/petition type.

Page 11:

Map 1: Provides a map of Kentucky containing summary counts of Circuit Criminal cases having granted applications for felony expungements (AFEX) per Supreme Court District.

Page 12:

Map 2: Provides a map of Kentucky containing summary counts of Circuit Criminal cases having granted applications for felony expungements (AFEX) per county.

Page 13:

Map 3: Provides a map of Kentucky containing summary counts of Circuit Criminal cases having granted petitions for expungements of convictions (PEXC) per Supreme Court District.

Page 14:

Map 4: Provides a map of Kentucky containing summary counts of Circuit Criminal cases having granted petitions for expungements of convictions (PEXC) per county.

Page 15:

EXPUNGEMENT DOCUMENTS ENTERED 1/1/2021 – 12/31/2025 STATEWIDE

Statistical Table (26_RS6007)

Map 5: Provides a map of Kentucky containing summary counts of District Court Criminal cases having granted petitions for expungements of convictions (PEXC) sorted by each Supreme Court District. **Page 16:**

Map 6: Provides a map of Kentucky containing summary counts of District Court Criminal cases having granted petitions for expungements of convictions (PEXC) sorted by Supreme Court District and county.

Statistical Analysis Considerations:

- The statistics presented in the attached tables are a snapshot in time, as of 3/20/2026.
- Order denying (OD) and Order Granting (OG) document codes may currently still be used erroneously.
- Some cases have a petition/application to expunge but do not have an order granting or denying. If the case appears as an “EX” case type, then the case is counted in the orders “granted” category. Cases which show no indication of being expunged are included in the “denied” category.

Data Variables Requested

Database	Data Variable	Description
CourtNet	Calendar Year (CY)	The calendar year (January 1 through December 31) in which each document was entered. This report is for the timeframe of 1/1/2021 through 12/31/2025.
	Jurisdiction	The jurisdiction in which the case associated with a given document was entered (Circuit or District Court).
	Document Type	The type of document counted, indicated by code (see document type code descriptions above).
	Expungement Process	Distinguishes documents related to the various expungement processes available in Kentucky: <ol style="list-style-type: none"> 1. <u>Expungement for Felony Conviction</u> <ul style="list-style-type: none"> • Expungement for class D felony convictions and executive pardons in KRS 431.073 2. <u>Expungement</u> <ul style="list-style-type: none"> • Expungement of convictions for misdemeanor, violation, and traffic infraction KRS 431.078 • Expungement of charges acquitted or dismissed <i>without prejudice</i> 431.076(1)(b) and • Expungement of felony charges in District Court not resulting in indictment 431.076 (1)(c) 3. <u>Automatic Expungement</u> <ul style="list-style-type: none"> • Automatic expungement process in KRS 431.076 (1)(a)
	Document Group	Distinguishes petition documents (AFEX, PEXA, PEXC, PEX), documents of expungement order granted (OFXG, OEXG, OEX, OAE), and documents of expungement order denied (OFXD, OEXD).

**EXPUNGEMENT DOCUMENTS ENTERED
1/1/2021 – 12/31/2025 STATEWIDE**

Data Variables Requested

	Documents	A count of the total number of documents entered.
	Cases	The total number of distinct cases referenced in any of these documents.

Disclaimer Associated with KCOJ/AOC Database(s) and Element(s)

RESEARCH AND STATISTICS DISCLAIMER

Information received from KYCourts/CourtNet is subject to change(s), reprogramming, modification(s) of format and availability at the direction of the Administrative Office of the Courts (AOC) and may not at any particular moment reflect the true status of court cases due to ordinary limitation(s), delay(s) or error(s) in the system's operation. The KYCourts/CourtNet database is not a real-time system. All datasets are a snapshot of case data at the time a query is run. Case counts are not counts of individuals as some persons may have multiple cases.

The AOC disclaims any warranties as to the validity of the information obtained from KYCourts/CourtNet. The recipient is solely responsible for verifying information received from KYCourts/CourtNet through the cross-referencing of official court records. The AOC shall not be liable to the recipient, or to any third party using the system or information obtained therefrom, for any damages whatsoever arising out of the use of KYCourts/CourtNet.



ADMINISTRATIVE OFFICE OF THE COURTS

Research and Statistics

Expungement of Criminal Cases by Process Type
Calendar Years 1/1/2021 - 12/31/2025

Table 1: Cases by Expungement Process

		Application to Vacate and Expunge Felony Conviction (AFEX)		Petition For Expungement of Convictions (PEXC)		Petition to Expunge Acquittal (PEXA)		Petition to Expunge (PEX)		Cases with Order Grant/Deny with No Application/Petition		Grand Total	
		Cases	% Cases	Cases	% Cases	Cases	% Cases	Cases	% Cases	Cases	% Cases	Cases	% Cases
CIRCUIT	Granted	5,037	87%	924	88%	3,858	91%	107	89%	1,461	98%	11,387	90%
	Denied	739	13%	121	12%	373	9%	13	11%	29	2%	1,275	10%
	Total	5,776	100%	1,045	100%	4,231	100%	120	100%	1,490	100%	12,662	100%
DISTRICT	Granted	110	86%	24,813	96%	25,868	92%	962	96%	20,456	100%	72,209	95%
	Denied	18	14%	1,082	4%	2,224	8%	37	4%	54	0%	3,415	5%
	Total	128	100%	25,895	100%	28,092	100%	999	100%	20,510	100%	75,624	100%
Grand Total		5,904	100%	26,940	100%	32,323	100%	1,119	100%	22,000	100%	88,286	100%

Table 2: Automatic Expungement Process

	Automatic Expungements (OAE)	
	Cases	% Cases
CIRCUIT	17,940	20%
DISTRICT	70,648	80%
Grand Total	88,588	100%

Table 3: Cases with Order to Grant/Deny Expungement with No Application/Petition

	Cases with Order Grant/Deny with No Application/Petition						
	Granted			Denied			Total
	OEXG & OEX	OFXG	Total	OEXD	OFXD	Total	
CIRCUIT	1,131	330	1,461	20	9	29	1,490
DISTRICT	19,339	1,117	20,456	51	3	54	20,510
Grand Total	20,470	1,447	21,917	71	12	83	22,000

Statistical Analysis Considerations

- * Data is provided from the CourtNet database.
- * The automatic expungement process does not require the filing of a petition and will not appear in the count of petition documents.
- * Orders granting/denying expungements through 3/20/2026.
- * Some instances of cases have a petition/application to expunge but do not have an order granting or denying. If the case appears as an "EX" case type, then the case is counted in the orders "granted" category. Cases which show no indication of being expunged are included in the "denied" category.



ADMINISTRATIVE OFFICE OF THE COURTS

Research and Statistics

Expungement of Criminal Cases by Process Type
Calendar Years 1/1/2021 - 12/31/2025

Table 4: Cases by Expungement Process per CY (Last Petition/Order Date Within Each Case)

			Application to Vacate and Expunge Felony Conviction (AFEX)		Petition For Expungement of Convictions (PEXC)		Petition to Expunge Acquittal (PEXA)		Petition to Expunge (PEX)		Cases with Order Grant/Deny with No Application/Petition		Grand Total		
			Cases	% Cases	Cases	% Cases	Cases	% Cases	Cases	% Cases	Cases	% Cases	Cases	% Cases	
CIRCUIT	2021	Granted	733	90%	142	87%	807	94%	46	94%	240	100%	1,968	92%	
		Denied	85	10%	21	13%	54	6%	3	6%	1	0%	164	8%	
		Total	818	100%	163	100%	861	100%	49	100%	241	100%	2,132	100%	
	2022	Granted	677	88%	165	94%	721	94%	23	82%	258	98%	1,844	92%	
		Denied	93	12%	11	6%	46	6%	5	18%	6	2%	161	8%	
		Total	770	100%	176	100%	767	100%	28	100%	264	100%	2,005	100%	
	2023	Granted	1,043	90%	214	90%	848	90%	9	90%	263	97%	2,377	91%	
		Denied	120	10%	24	10%	94	10%	1	10%	9	3%	248	9%	
		Total	1,163	100%	238	100%	942	100%	10	100%	272	100%	2,625	100%	
	2024	Granted	1,382	89%	206	90%	767	90%	21	88%	311	98%	2,687	90%	
		Denied	168	11%	24	10%	81	10%	3	13%	7	2%	283	10%	
		Total	1,550	100%	230	100%	848	100%	24	100%	318	100%	2,970	100%	
	2025	Granted	1,202	81%	197	83%	715	88%	8	89%	389	98%	2,511	86%	
		Denied	273	19%	41	17%	98	12%	1	11%	6	2%	419	14%	
		Total	1,475	100%	238	100%	813	100%	9	100%	395	100%	2,930	100%	
	Total			5,776	100%	1,045	100%	4,231	100%	120	100%	1,490	100%	12,662	100%

Statistical Analysis Considerations

- * Data is provided from the CourtNet database.
- * The automatic expungement process does not require the filing of a petition and will not appear in the count of petition documents.
- * Orders granting/denying expungements through 3/20/2026.
- * Some instances of cases have a petition/application to expunge but do not have an order granting or denying. If the case appears as an "EX" case type, then the case is counted in the orders "granted" category. Cases which show no indication of being expunged are included in the "denied" category.



ADMINISTRATIVE OFFICE OF THE COURTS

Research and Statistics

Expungement of Criminal Cases by Process Type
Calendar Years 1/1/2021 - 12/31/2025

Table 4 (Continued): Cases by Expungement Process per CY (Last Petition/Order Date Within Each Case)

			Application to Vacate and Expunge Felony Conviction (AFEX)		Petition For Expungement of Convictions (PEXC)		Petition to Expunge Acquittal (PEXA)		Petition to Expunge (PEX)		Cases with Order Grant/Deny with No Application/Petition		Grand Total	
			Cases	% Cases	Cases	% Cases	Cases	% Cases	Cases	% Cases	Cases	% Cases	Cases	% Cases
DISTRICT	2021	Granted	20	80%	3,133	96%	4,548	96%	295	97%	4,010	99%	12,006	97%
		Denied	5	20%	121	4%	213	4%	9	3%	23	1%	371	3%
		Total	25	100%	3,254	100%	4,761	100%	304	100%	4,033	100%	12,377	100%
	2022	Granted	14	88%	4,414	96%	5,140	83%	227	97%	4,637	100%	14,432	92%
		Denied	2	13%	182	4%	1,077	17%	8	3%	11	0%	1,280	8%
		Total	16	100%	4,596	100%	6,217	100%	235	100%	4,648	100%	15,712	100%
	2023	Granted	18	100%	5,649	97%	5,450	95%	182	97%	4,584	100%	15,883	97%
		Denied			199	3%	271	5%	6	3%	5	0%	481	3%
		Total	18	100%	5,848	100%	5,721	100%	188	100%	4,589	100%	16,364	100%
	2024	Granted	27	87%	5,870	97%	5,335	95%	136	94%	4,028	100%	15,396	97%
		Denied	4	13%	206	3%	265	5%	8	6%	10	0%	493	3%
		Total	31	100%	6,076	100%	5,600	100%	144	100%	4,038	100%	15,889	100%
	2025	Granted	31	82%	5,747	94%	5,395	93%	122	95%	3,197	100%	14,492	95%
		Denied	7	18%	374	6%	398	7%	6	5%	5	0%	790	5%
		Total	38	100%	6,121	100%	5,793	100%	128	100%	3,202	100%	15,282	100%
Total			128	100%	25,895	100%	28,092	100%	999	100%	20,510	100%	75,624	100%
Grand Total			5,904	100%	26,940	100%	32,323	100%	1,119	100%	22,000	100%	88,286	100%

Statistical Analysis Considerations

- * Data is provided from the CourtNet database.
- * The automatic expungement process does not require the filing of a petition and will not appear in the count of petition documents.
- * Orders granting/denying expungements through 3/20/2026.
- * Some instances of cases have a petition/application to expunge but do not have an order granting or denying. If the case appears as an "EX" case type, then the case is counted in the orders "granted" category. Cases which show no indication of being expunged are included in the "denied" category.



ADMINISTRATIVE OFFICE OF THE COURTS
Research and Statistics
 Expungement of Criminal Cases by Process Type
 Calendar Years 1/1/2021 - 12/31/2025

Table 5: Automatic Expungement Process per CY (OAE date within the case)

		Automatic Expungements (OAE)	
		Cases	% Cases
CIRCUIT	2021	1,823	2%
	2022	2,202	2%
	2023	3,775	4%
	2024	5,784	7%
	2025	4,356	5%
DISTRICT	2021	9,805	11%
	2022	9,120	10%
	2023	13,612	15%
	2024	18,854	21%
	2025	19,257	22%
Grand Total		88,588	100%

Statistical Analysis Considerations

- * Data is provided from the CourtNet database.
- * The automatic expungement process does not require the filing of a petition and will not appear in the count of petition documents.
- * Orders granting/denying expungements through 3/20/2026.
- * Some instances of cases have a petition/application to expunge but do not have an order granting or denying. If the case appears as an "EX" case type, then the case is counted in the orders "granted" category. Cases which show no indication of being expunged are included in the "denied" category.



ADMINISTRATIVE OFFICE OF THE COURTS
Research and Statistics
 Expungement of Criminal Cases by Process Type
 Calendar Years 1/1/2021 - 12/31/2025

Table 6: Cases with Order to Grant/Deny Expungement with No Application/Petition by CY (last order date within case)

		Cases with Order Grant/Deny with No Application/Petition						
		Granted			Denied			
		OEXG & OEX	OFXG	Total	OEXD	OFXD	Total	Total
CIRCUIT	2021	187	53	240	1		1	241
	2022	212	46	258	5	1	6	264
	2023	211	52	263	8	1	9	272
	2024	229	82	311	3	4	7	318
	2025	292	97	389	3	3	6	395
	Total		1,131	330	1,461	20	9	29
DISTRICT	2021	3,842	168	4,010	23		23	4,033
	2022	4,471	166	4,637	10	1	11	4,648
	2023	4,404	180	4,584	5		5	4,589
	2024	3,763	265	4,028	8	2	10	4,038
	2025	2,859	338	3,197	5		5	3,202
	Total		19,339	1,117	20,456	51	3	54
Grand Total		20,470	1,447	21,917	71	12	83	22,000

Statistical Analysis Considerations

- * Data is provided from the CourtNet database.
- * The automatic expungement process does not require the filing of a petition and will not appear in the count of petition documents.
- * Orders granting/denying expungements through 3/20/2026.
- * Some instances of cases have a petition/application to expunge but do not have an order granting or denying. If the case appears as an "EX" case type, then the case is counted in the orders "granted" category. Cases which show no indication of being expunged are included in the "denied" category.



ADMINISTRATIVE OFFICE OF THE COURTS
Research and Statistics
 Expungement of Criminal Cases by Process Type
 Calendar Years 1/1/2021 - 12/31/2025

Table 7 (Circuit): Cases by Expungement Process, Defendant's Gender and Race

		FEMALE			MALE			Unknown Gender		Grand Total
		White	Black	Other/ Unknown	White	Black	Other/ Unknown	White	Other/ Unknown	
Granted	Application to Vacate and Expunge Felony Conviction (AFEX)	826	385	153	1,534	761	344	2	1,032	5,037
	Petition to Expunge Acquittal (PEXA)	708	278	170	976	547	204		975	3,858
	Cases with Order Grant/Deny with No Application/Petition	291	43	45	515	101	90	1	375	1,461
	Petition For Expungement of Convictions (PEXC)	131	101	30	262	163	49	1	187	924
	Petition to Expunge (PEX)	25	4	7	41	9	5		16	107
	Total		1,981	811	405	3,328	1,581	692	4	2,585
Denied	Application to Vacate and Expunge Felony Conviction (AFEX)	104	52	15	221	143	40		164	739
	Petition to Expunge Acquittal (PEXA)	49	23	13	97	67	22		102	373
	Petition For Expungement of Convictions (PEXC)	21	6	3	37	24	5		25	121
	Cases with Order Grant/Deny with No Application/Petition	5	1		12	6	2		3	29
	Petition to Expunge (PEX)	2			7		3		1	13
	Total		181	82	31	374	240	72		295
Total		2,162	893	436	3,702	1,821	764	4	2,880	12,662
Grand Total		2,162	893	436	3,702	1,821	764	4	2,880	12,662

Statistical Analysis Considerations

- * Data is provided from the CourtNet database.
- * The automatic expungement process does not require the filing of a petition and will not appear in the count of petition documents.
- * Orders granting/denying expungements through 3/20/2026.
- * Some instances of cases have a petition/application to expunge but do not have an order granting or denying. If the case appears as an "EX" case type, then the case is counted in the orders "granted" category. Cases which show no indication of being expunged are included in the "denied" category.



ADMINISTRATIVE OFFICE OF THE COURTS Research and Statistics

Expungement of Criminal Cases by Process Type
Calendar Years 1/1/2021 - 12/31/2025

Table 7 (District and Grand Total): Cases by Expungement Process, Defendant’s Gender and Race

		FEMALE			MALE			Unknown Gender			Grand Total
		White	Black	Other / Unknown	White	Black	Other / Unknown	White	Black	Other / Unknown	
Granted	Petition to Expunge Acquittal (PEXA)	7,225	2,811	449	10,669	3,624	694	3	1	392	25,868
	Petition For Expungement of Convictions (PEXC)	6,373	3,008	430	10,107	3,873	680	11	4	327	24,813
	Cases with Order Grant/Deny with No Application/Petition	6,150	1,581	367	9,071	2,391	631	5	1	259	20,456
	Petition to Expunge (PEX)	288	57	33	466	63	27			28	962
	Application to Vacate and Expunge Felony Conviction (AFEX)	32	3	2	49	11	11			2	110
	Total		20,068	7,460	1,281	30,362	9,962	2,043	19	6	1,008
Denied	Petition to Expunge Acquittal (PEXA)	541	178	14	1,136	304	33		1	17	2,224
	Petition For Expungement of Convictions (PEXC)	264	120	17	416	221	29			15	1,082
	Petition to Expunge (PEX)	11	3		14	8	1				37
	Cases with Order Grant/Deny with No Application/Petition	8	14	1	16	12	2			1	54
	Application to Vacate and Expunge Felony Conviction (AFEX)	4	1	1	9	1	1			1	18
	Total		828	316	33	1,591	546	66		1	34
Total		20,896	7,776	1,314	31,953	10,508	2,109	19	7	1,042	75,624
Grand Total		23,058	8,669	1,750	35,655	12,329	2,873	23	7	3,922	88,286

Statistical Analysis Considerations

- * Data is provided from the CourtNet database.
- * The automatic expungement process does not require the filing of a petition and will not appear in the count of petition documents.
- * Orders granting/denying expungements through 3/20/2026.
- * Some instances of cases have a petition/application to expunge but do not have an order granting or denying. If the case appears as an “EX” case type, then the case is counted in the orders “granted” category. Cases which show no indication of being expunged are included in the “denied” category.



ADMINISTRATIVE OFFICE OF THE COURTS
Research and Statistics
 Expungement of Criminal Cases by Process Type
 Calendar Years 1/1/2021 - 12/31/2025

Table 8: Automatic Expungement Process by Defendant’s Race & Gender

		Automatic Expungements (OAE)									Grand Total
		FEMALE			MALE			Unknown Gender			
		White	Black	Other/ Unknown	White	Black	Other/ Unknown	White	Black	Other/ Unknown	
CIRCUIT	Cases	3,964	992	461	6,137	2,219	692	5	2	3,468	17,940
	% of Cases	22%	6%	3%	34%	12%	4%	0%	0%	19%	100%
DISTRICT	Cases	20,590	5,963	931	31,894	8,948	1,625	18	6	673	70,648
	% of Cases	29%	8%	1%	45%	13%	2%	0%	0%	1%	100%
Grand Total	Cases	24,554	6,955	1,392	38,031	11,167	2,317	23	8	4,141	88,588
	% of Cases	28%	8%	2%	43%	13%	3%	0%	0%	5%	100%

Statistical Analysis Considerations

- * Data is provided from the CourtNet database.
- * The automatic expungement process does not require the filing of a petition and will not appear in the count of petition documents.
- * Orders granting/denying expungements through 3/20/2026.
- * Some instances of cases have a petition/application to expunge but do not have an order granting or denying. If the case appears as an “EX” case type, then the case is counted in the orders “granted” category. Cases which show no indication of being expunged are included in the “denied” category.



ADMINISTRATIVE OFFICE OF THE COURTS
Research and Statistics
 Expungement of Criminal Cases by Process Type
 Calendar Years 1/1/2021 - 12/31/2025

Table 9: Cases with Order to Grant/Deny Expungement with No Application/Petition by Defendant’s Race & Gender

			Cases with Order Grant/Deny with No Application/Petition			
			White	Black	Other / Unknown	Total
CIRCUIT	Granted	OEXG & OEX	621	117	393	1,131
		OFXG	186	27	117	330
		Total	807	144	510	1,461
	Denied	OEXD	9	6	5	20
		OFXD	8	1		9
		Total	17	7	5	29
Total		824	151	515	1,490	
DISTRICT	Granted	OEXG & OEX	14,418	3,750	1,171	19,339
		OFXG	808	223	86	1,117
		Total	15,226	3,973	1,257	20,456
	Denied	OEXD	22	25	4	51
		OFXD	2	1		3
		Total	24	26	4	54
Total		15,250	3,999	1,261	20,510	
Grand Total			16,074	4,150	1,776	22,000

Statistical Analysis Considerations

- * Data is provided from the CourtNet database.
- * The automatic expungement process does not require the filing of a petition and will not appear in the count of petition documents.
- * Orders granting/denying expungements through 3/20/2026.
- * Some instances of cases have a petition/application to expunge but do not have an order granting or denying. If the case appears as an “EX” case type, then the case is counted in the orders “granted” category. Cases which show no indication of being expunged are included in the “denied” category.



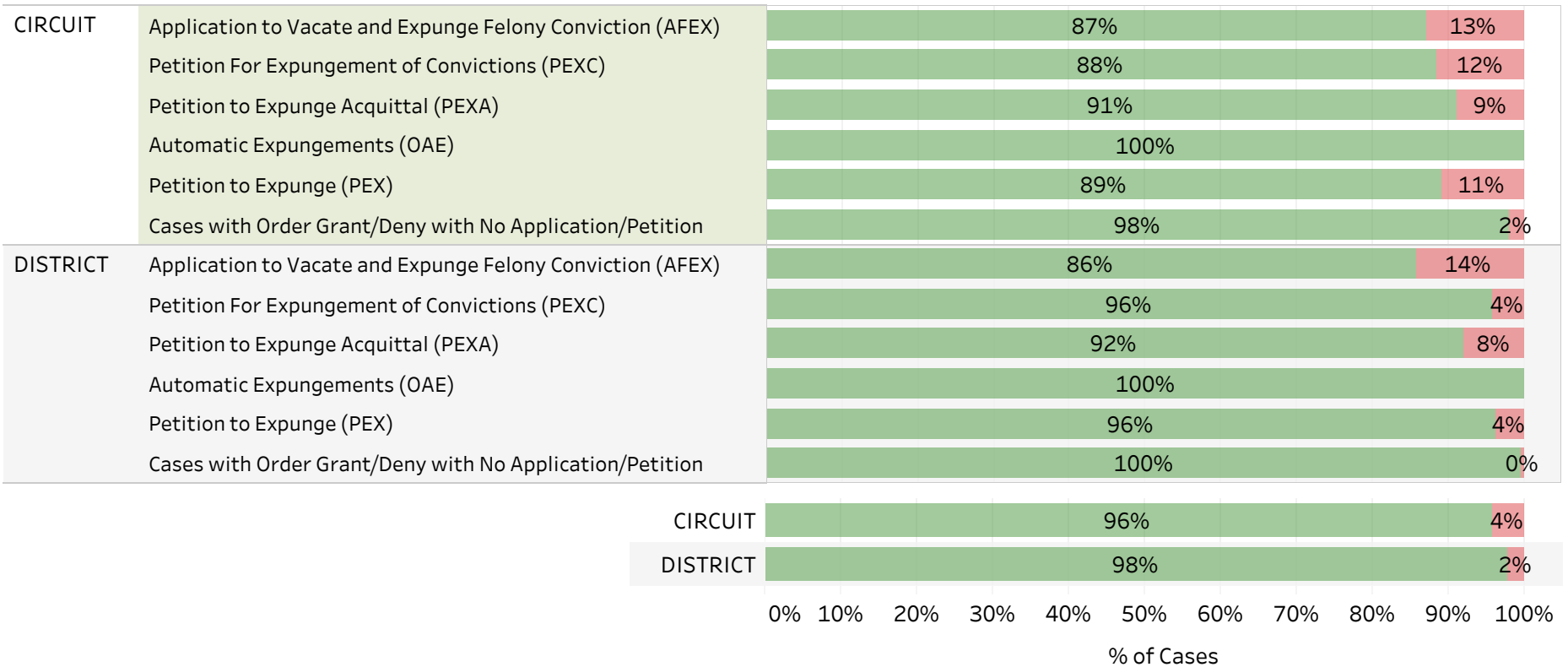
ADMINISTRATIVE OFFICE OF THE COURTS

Research and Statistics

Expungement of Criminal Cases by Process Type
Calendar Years 1/1/2021 - 12/31/2025

■ Denied
■ Granted

Chart 1: Percent of Cases with Order Granting or Order Denying Expungement by Expungement Process Type

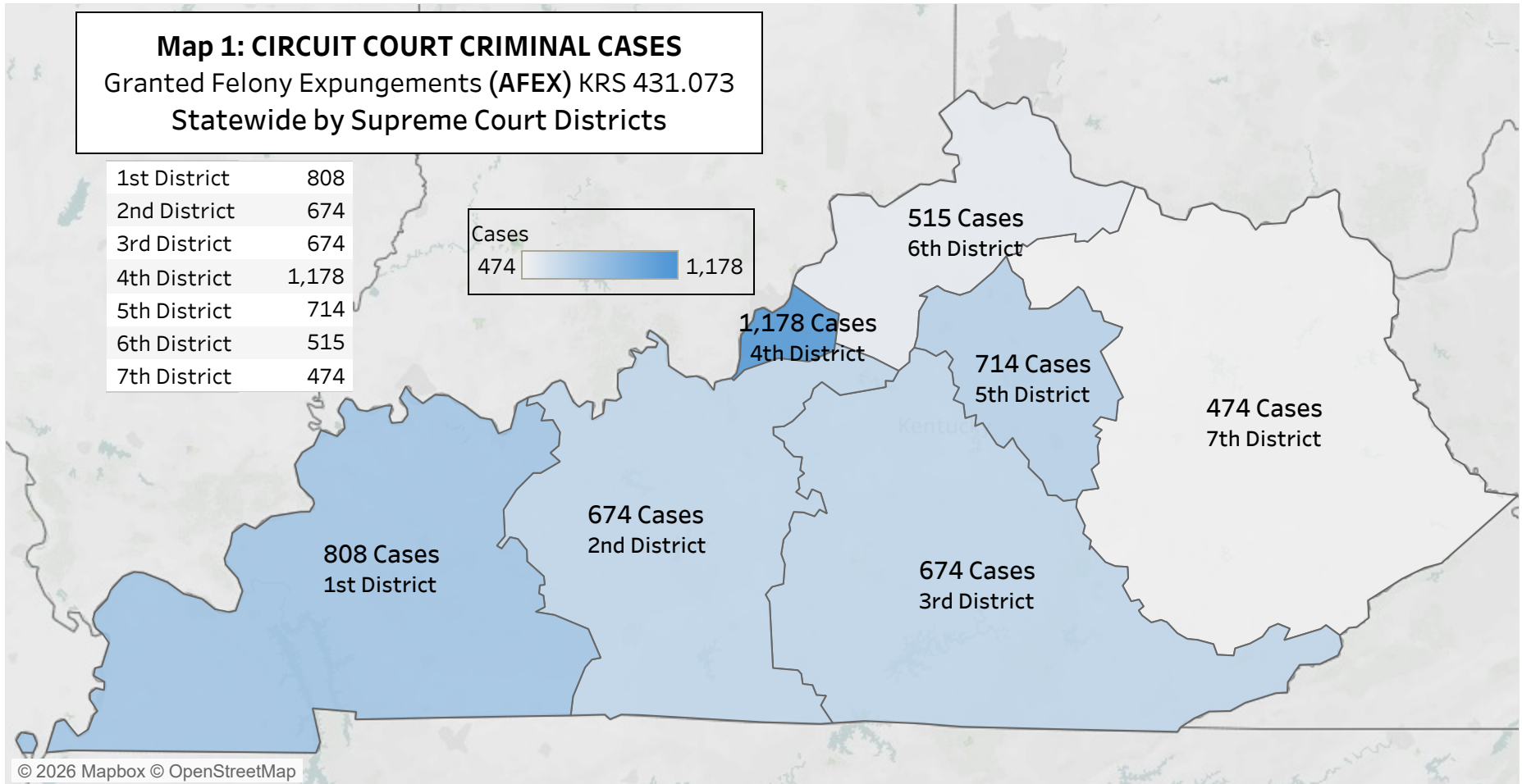


Statistical Analysis Considerations

- * Data is provided from the CourtNet database.
- * The automatic expungement process does not require the filing of a petition and will not appear in the count of petition documents.
- * Orders granting/denying expungements through 3/20/2026.
- * Some instances of cases have a petition/application to expunge but do not have an order granting or denying. If the case appears as an "EX" case type, then the case is counted in the orders "granted" category. Cases which show no indication of being expunged are included in the "denied" category.



ADMINISTRATIVE OFFICE OF THE COURTS
Research and Statistics
Expungement of Criminal Cases by Process Type
Calendar Years 1/1/2021 - 12/31/2025



Statistical Analysis Considerations

- * Data is provided from the CourtNet database.
* The automatic expungement process does not require the filing of a petition and will not appear in the count of petition documents.
* Orders granting/denying expungements through 3/20/2026.
* Some instances of cases have a petition/application to expunge but do not have an order granting or denying. If the case appears as an "EX" case type, then the case is counted in the orders "granted" category. Cases which show no indication of being expunged are included in the "denied" category.



ADMINISTRATIVE OFFICE OF THE COURTS

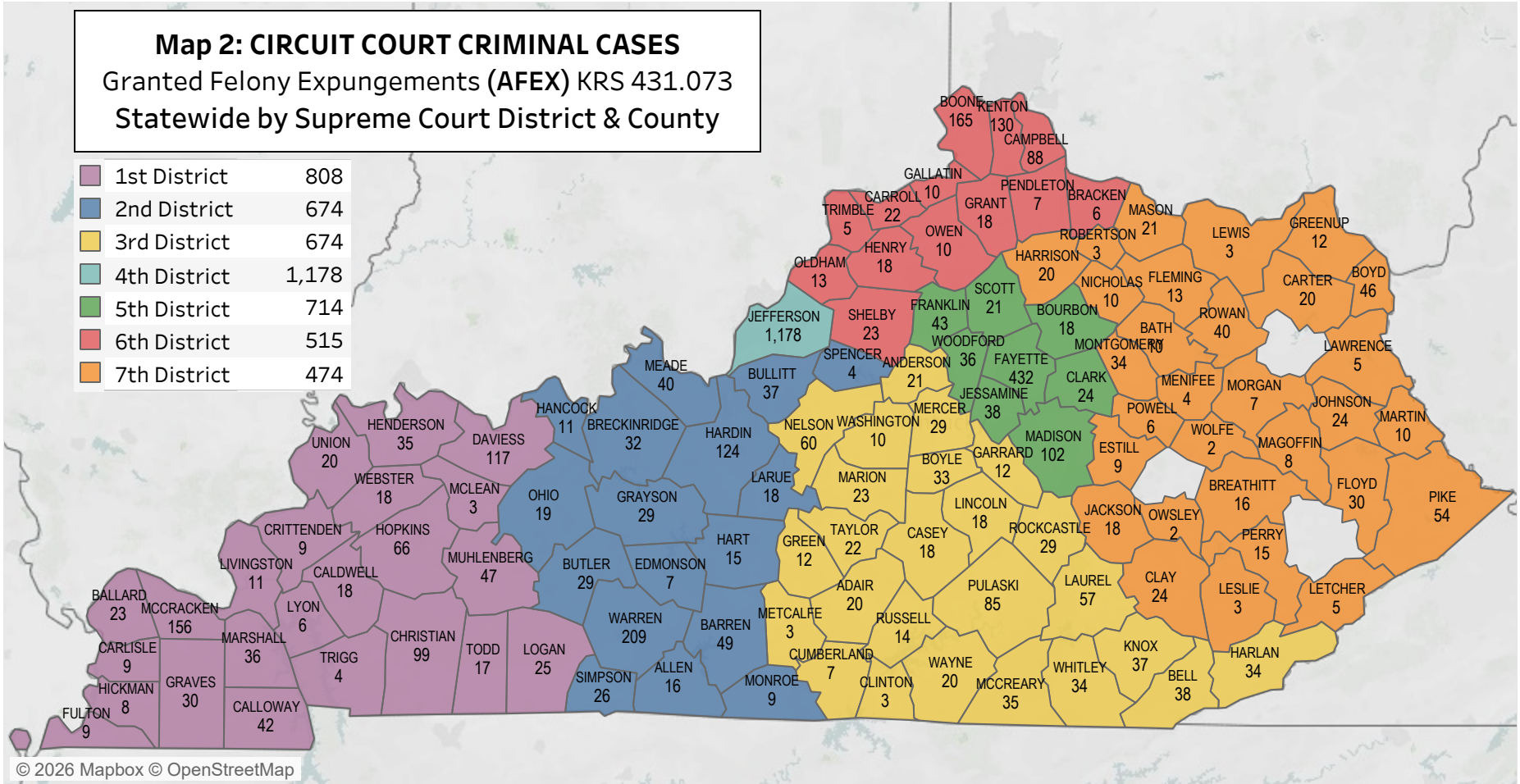
Research and Statistics

Expungement of Criminal Cases by Process Type

Calendar Years 1/1/2021 - 12/31/2025

Map 2: CIRCUIT COURT CRIMINAL CASES
 Granted Felony Expungements (AFEX) KRS 431.073
 Statewide by Supreme Court District & County

1st District	808
2nd District	674
3rd District	674
4th District	1,178
5th District	714
6th District	515
7th District	474



Statistical Analysis Considerations

- * Data is provided from the CourtNet database.
- * The automatic expungement process does not require the filing of a petition and will not appear in the count of petition documents.
- * Orders granting/denying expungements through 3/20/2026.
- * Some instances of cases have a petition/application to expunge but do not have an order granting or denying. If the case appears as an "EX" case type, then the case is counted in the orders "granted" category. Cases which show no indication of being expunged are included in the "denied" category.



ADMINISTRATIVE OFFICE OF THE COURTS

Research and Statistics

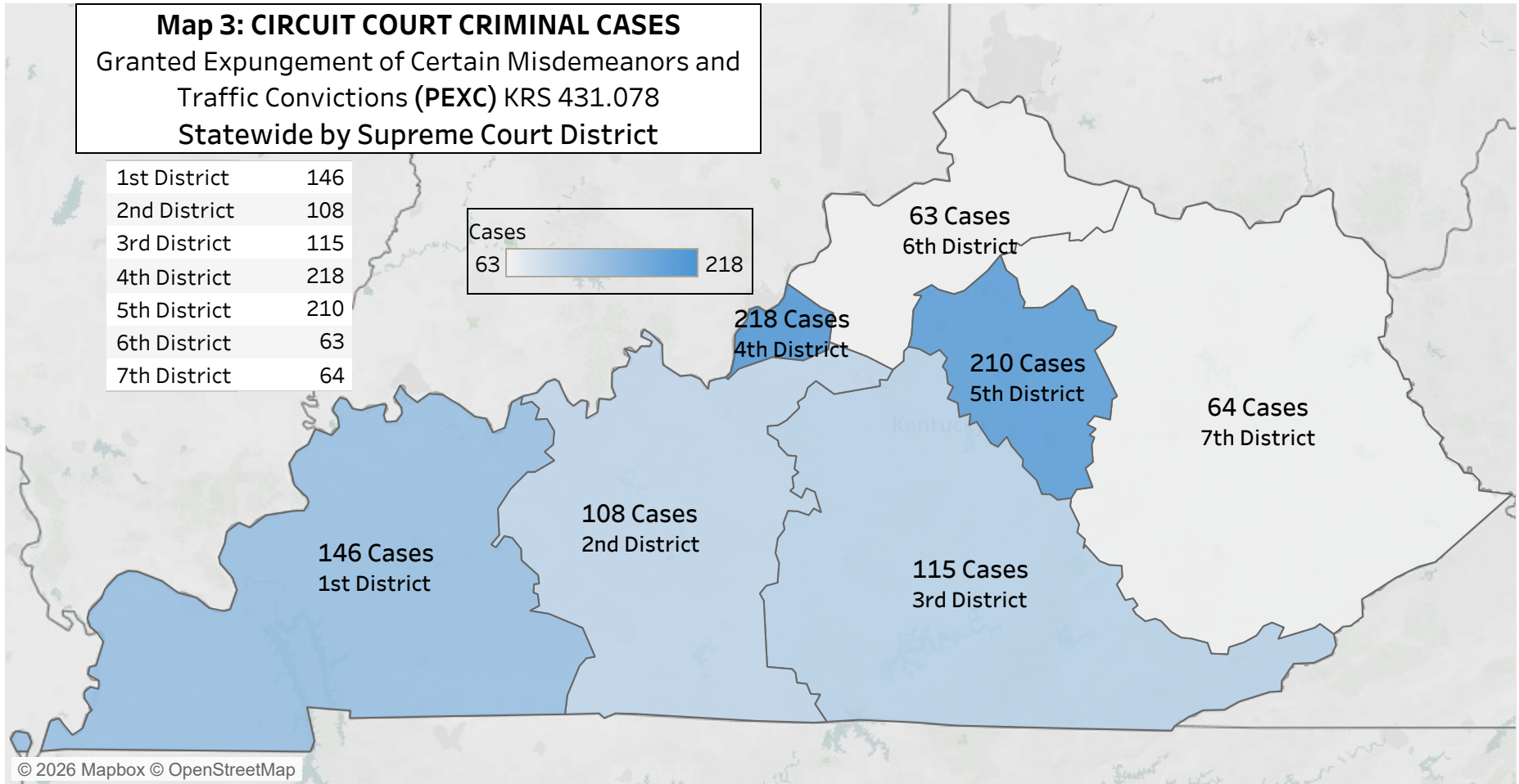
Expungement of Criminal Cases by Process Type

Calendar Years 1/1/2021 - 12/31/2025

Map 3: CIRCUIT COURT CRIMINAL CASES

Granted Expungement of Certain Misdemeanors and Traffic Convictions (PEXC) KRS 431.078 Statewide by Supreme Court District

1st District	146
2nd District	108
3rd District	115
4th District	218
5th District	210
6th District	63
7th District	64



Statistical Analysis Considerations

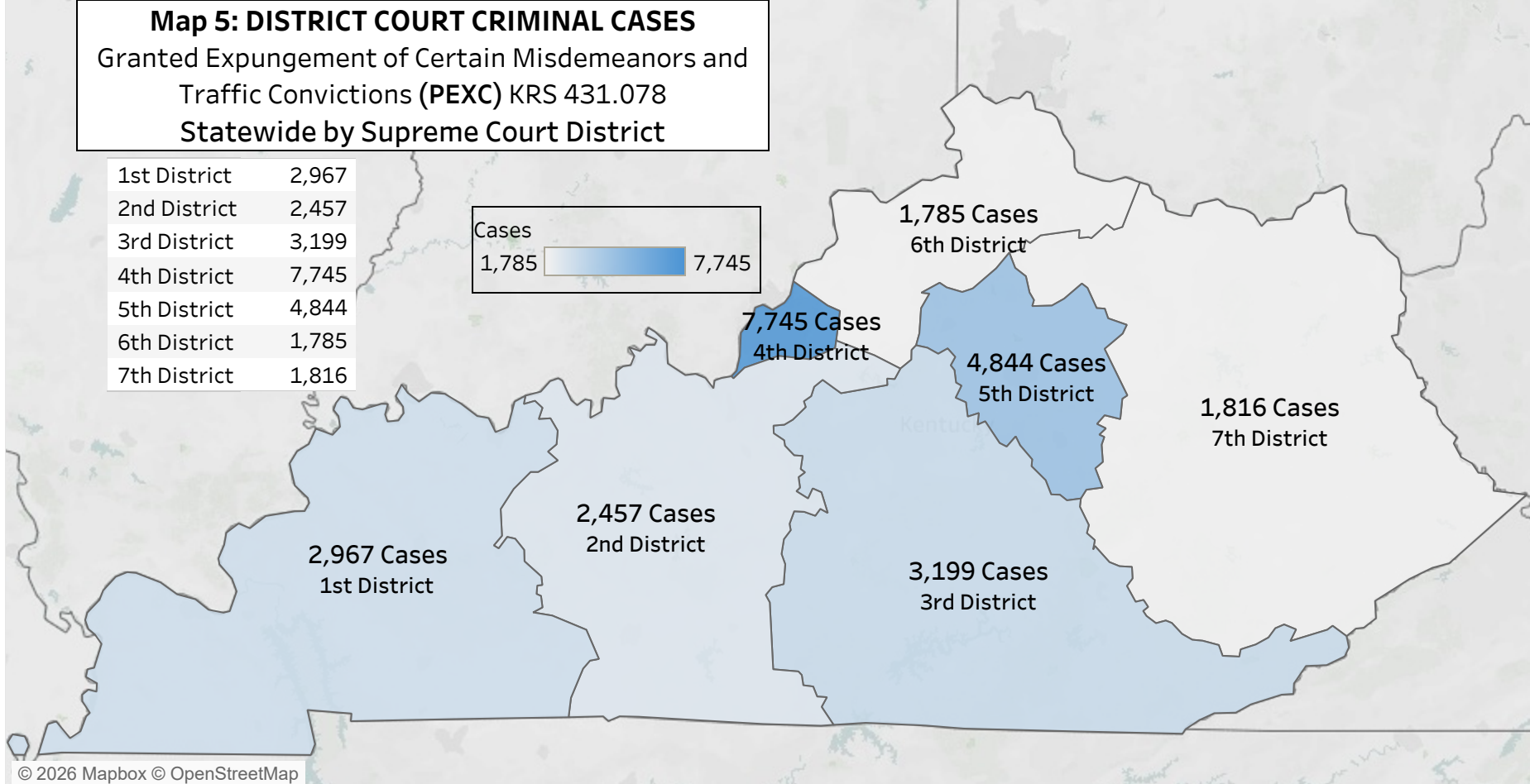

- * Data is provided from the CourtNet database.
- * The automatic expungement process does not require the filing of a petition and will not appear in the count of petition documents.
- * Orders granting/denying expungements through 3/20/2026.
- * Some instances of cases have a petition/application to expunge but do not have an order granting or denying. If the case appears as an "EX" case type, then the case is counted in the orders "granted" category. Cases which show no indication of being expunged are included in the "denied" category.



ADMINISTRATIVE OFFICE OF THE COURTS
Research and Statistics
 Expungement of Criminal Cases by Process Type
 Calendar Years 1/1/2021 - 12/31/2025

Map 5: DISTRICT COURT CRIMINAL CASES
 Granted Expungement of Certain Misdemeanors and
 Traffic Convictions (PEXC) KRS 431.078
 Statewide by Supreme Court District

1st District	2,967
2nd District	2,457
3rd District	3,199
4th District	7,745
5th District	4,844
6th District	1,785
7th District	1,816



Statistical Analysis Considerations

- * Data is provided from the CourtNet database.
- * The automatic expungement process does not require the filing of a petition and will not appear in the count of petition documents.
- * Orders granting/denying expungements through 3/20/2026.
- * Some instances of cases have a petition/application to expunge but do not have an order granting or denying. If the case appears as an "EX" case type, then the case is counted in the orders "granted" category. Cases which show no indication of being expunged are included in the "denied" category.

