



The Department of Information and Technology Services  
Research and Statistics  
1001 Vandalay Drive  
Frankfort, KY 40601  
(502) 573-2350

---

## JEFFERSON COUNTY YOUTH RECIDIVISM DATA FOR COMPLAINTS CLOSED JANUARY 1, 2017 – DECEMBER 31, 2020

---

February 23, 2022

### Statistics Request Overall Description

On January February 2, 2022, Research and Statistics received a request for recidivism data for Jefferson County for complaints closed during Calendar Years (CY) 2017-2020.

The AOC Court Designated Workers Case Management System (CDWCMS), the case management and information system used by Court Designated Workers, was queried for all complaints closed between 1/1/2017 to 12/31/2020, identifying any youth having at least 1 complaint filed within one year of a previous complaint's close date. Those original complaints closed with Successful Diversion or a Formal Court Referral were retained for this report with others being excluded.

**Please note that the statistics provided herein are based on data collected from only the CDWCMS database which captures offense data for individuals under the age of 18. The statistics provided do not include any offenses that an individual in this sample may have been charged with as an adult after participating in diversion.**

### Statistical Report 22\_CDW7001

The report consists of four (4) pages that break down the recidivism percent in different ways as described below:

#### **1: Jefferson County Recidivism by Complaint Close Reason**

This page displays the Jefferson County recidivism rate as a horizontal line graph, and with a separate color representing the complaint close reason group. The thickness of the horizontal line corresponds to the number of complaints filed for that fiscal year, along with the percent of those complaints that met the criteria for recidivism. This page also contains a table that displays the same information as the graph described above.

#### **2: Jefferson County Recidivism by Complaint Close Reason and CSP Category Group**

This page displays the Jefferson County recidivism rate as a horizontal line graph, with a separate color representing the CSP Category Group. The complaint close reason group is represented as a different shade of the same color. The thickness of the horizontal line corresponds to the number of complaints filed for that fiscal year, along with the percent of those complaints that met the criteria for recidivism.

#### **3: Jefferson County Recidivism by CSP Group and CSP Category**

This page includes the information presented on Page 2 in a cross-tabulation. The table includes the number of original complaints and the percentage of these followed by recidivism as defined below

# JEFFERSON COUNTY YOUTH RECIDIVISM DATA FOR COMPLAINTS CLOSED JANUARY 1, 2017 – DECEMBER 31, 2020

## Statistical Report 22\_CDW7001

for each reported group. In addition to the CSP Groups visualized on page 2, the table on page 3 includes counts and percentages for separate CSP Categories.

### 4: All Subsequent Complaints Filed Jefferson County

This page includes a table that displays all subsequent complaints filed for the youth identified above as meeting the criteria for recidivism. This table includes a count of youth and the number of all subsequent complaints filed after the original complaint close date. This table is grouped by the CSP Category Group and the CSP Category of the Subsequent Complaint filed and is sorted by the year of the original complaint close date and the year of the complaint filing date for all subsequent complaints.

### Statistical Analysis Considerations

- The statistical information presented is a snapshot in time as of January 21, 2022.
- Counts of complaints do not equal a count of youth, since a youth may have multiple complaints.
- Count of youth are distinct and are only counted once based on the unique youth, however, a youth can be counted in multiple years if meets the recidivism criteria during that CY.
- A Youth with multiple complaints filed on the same day are counted as one re-offense.
- Recidivism for complaints closed on December 31, 2020 takes into consideration the next 365 days when determining recidivism (based on the next complaint filing date) which could be filed on or before December 31, 2021.
- In order to protect the identities of individuals associated with confidential records, reports conceal any instances in which five or fewer records would have been reported. Blank data points should be considered to reflect “zero to five records”. Any record hidden in this manner are included in totals or subtotals provided that these totals or subtotals include six or more records themselves.

### Data Element/Field/Variable Requested

Data		
Database	Element/Field/Variable	Description/Definition
CDW CMS	Calendar Year	The Calendar Year begins January 1 and ends on December 31. This report covers Calendar Years 2018 – 2021.
	Recidivism	Instances in which the original complaint (public/status) is followed by the filing of at least one (1) subsequent complaint (public & status) within 365 days of the close date of the original complaint, against the same youth.
	Original Complaint	In the evaluation of recidivism, the original complaint is the closed complaint tested for recidivism within 365 days of its close date. All complaints closed during

**JEFFERSON COUNTY YOUTH RECIDIVISM DATA FOR COMPLAINTS  
CLOSED JANUARY 1, 2017 – DECEMBER 31, 2020**

Data Element/Field/Variable Requested		
Database	Data Element/Field/Variable	Description/Definition
		the timeframe extracted are included in the evaluation for recidivism – the analysis is not limited to a youth’s first complaint.
	Subsequent Complaint	Any complaint entered after the original complaint close date for those complaints identified as meeting the criteria for recidivism.
	Complaint Filing Date	The date a complaint was filed with the Court Designated Work program. Complaint filing date is reported by Fiscal Year (July 1 through June 30).
	Complaint Close Date	The date a complaint was closed within the CDW_CMS database. Complaint close date is reported by Fiscal Year (July 1 through June 30).
	Complaint Outcome / Complaint Close Reason	<p>The manner in which the complaint was closed. Similar close reasons are grouped into broader Complaint Outcomes.</p> <ul style="list-style-type: none"> <li>• Dismissed (Successful Diversion)</li> <li>• Formal Court Referral               <ul style="list-style-type: none"> <li>○ Unsuccessful Diversion</li> <li>○ Informal Adjustment Unsuccessful</li> <li>○ Child Failed to Appear for Preliminary Inquiry Interview</li> <li>○ Child Requested Formal Court Hearing</li> <li>○ Formal Court Referral: CDW</li> <li>○ Formal Court Referral: County Attorney</li> <li>○ Formal Court Referral: Judge</li> <li>○ Youthful Offender Referral</li> </ul> </li> </ul> <p>Complaints dismissed or closed for other reasons are excluded from this report.</p>
	CSP Category Group	<p>The offense category used for reporting purposes as defined by the Court Statistics Project of the National Center for State Courts. <sup>1</sup> The CSP Category for a complaint is the category of the most serious charge in the complaint according to the hierarchy below in which categories and groups are presented in descending order of seriousness.</p> <p>These categories are grouped as described below:</p> <ul style="list-style-type: none"> <li>• <b>Felony</b></li> </ul>

<sup>1</sup> *State Court Guide to Statistical Reporting Version 2.2.1*  
[https://www.courtstatistics.org/\\_data/assets/pdf\\_file/0026/23984/state-court-guide-to-statistical-reporting.pdf](https://www.courtstatistics.org/_data/assets/pdf_file/0026/23984/state-court-guide-to-statistical-reporting.pdf)  
 Retrieved 1/21/2022

**JEFFERSON COUNTY YOUTH RECIDIVISM DATA FOR COMPLAINTS  
CLOSED JANUARY 1, 2017 – DECEMBER 31, 2020**

Data Element/Field/Variable Requested		
Database	Data Element/Field/Variable	Description/Definition
		<ul style="list-style-type: none"> <li>○ Felony - Person</li> <li>○ Felony - Elder Abuse</li> <li>○ Felony - Property</li> <li>○ Felony - Drug</li> <li>○ Felony - Weapon</li> <li>○ Felony - Public Order</li> <li>○ Felony - Motor Vehicle DWI/DUI</li> <li>○ Felony - Motor Vehicle Other</li> <li>○ Felony - Other</li> <li>● <b>Misdemeanor</b> <ul style="list-style-type: none"> <li>○ Misd – Person</li> <li>○ Misd - Elder Abuse</li> <li>○ Misd - Property</li> <li>○ Misd - Drug</li> <li>○ Misd - Weapon</li> <li>○ Misd - Public Order</li> <li>○ Misd - Protection Order Violation</li> <li>○ Misd - Motor Vehicle DWI/DUI</li> <li>○ Misd - Motor Vehicle Other</li> <li>○ Misd - Other</li> </ul> </li> <li>● <b>Status Offense</b> <ul style="list-style-type: none"> <li>○ Status Offense</li> </ul> </li> <li>● <b>Violation</b> <ul style="list-style-type: none"> <li>○ Non-Criminal – Traffic Violations</li> <li>○ Non-Criminal – Parking Violations</li> <li>○ Non-Criminal - Ordinance Violations</li> <li>○ Non-Criminal - Other</li> </ul> </li> </ul>
	Complaints	The number of distinct complaints filed with the Court Designated Workers program. A single complaint may include one or more charges, and more than one complaint may be filed against the same youth during a given period of time.
	Number of Complaints with Recidivism	As used on page 3, the total number of complaints filed that met the criteria of recidivism defined above.
	Percent of Complaints / Recidivism Rate	The percentage of a reported group of complaints that were followed by recidivism as defined above.

---

---

**JEFFERSON COUNTY YOUTH RECIDIVISM DATA FOR COMPLAINTS  
CLOSED JANUARY 1, 2017 – DECEMBER 31, 2020**

---

---

**Disclaimer Associated with KCOJ/AOC Database(s) and Element(s)**

**RESEARCH AND STATISTICS DISCLAIMER for CDWCMS REQUESTS**

The data from this report is provided from the Court Designated Worker program. Information received from the Court Designated Worker Program electronic case management system (CDWCMS) is subject to change(s), reprogramming, modification(s) of format and availability at the direction of the Administrative Office of the Courts (AOC), and may not at any particular moment reflect the true status of court cases due to ordinary limitation(s), delay(s) or error(s) in the system's operation.

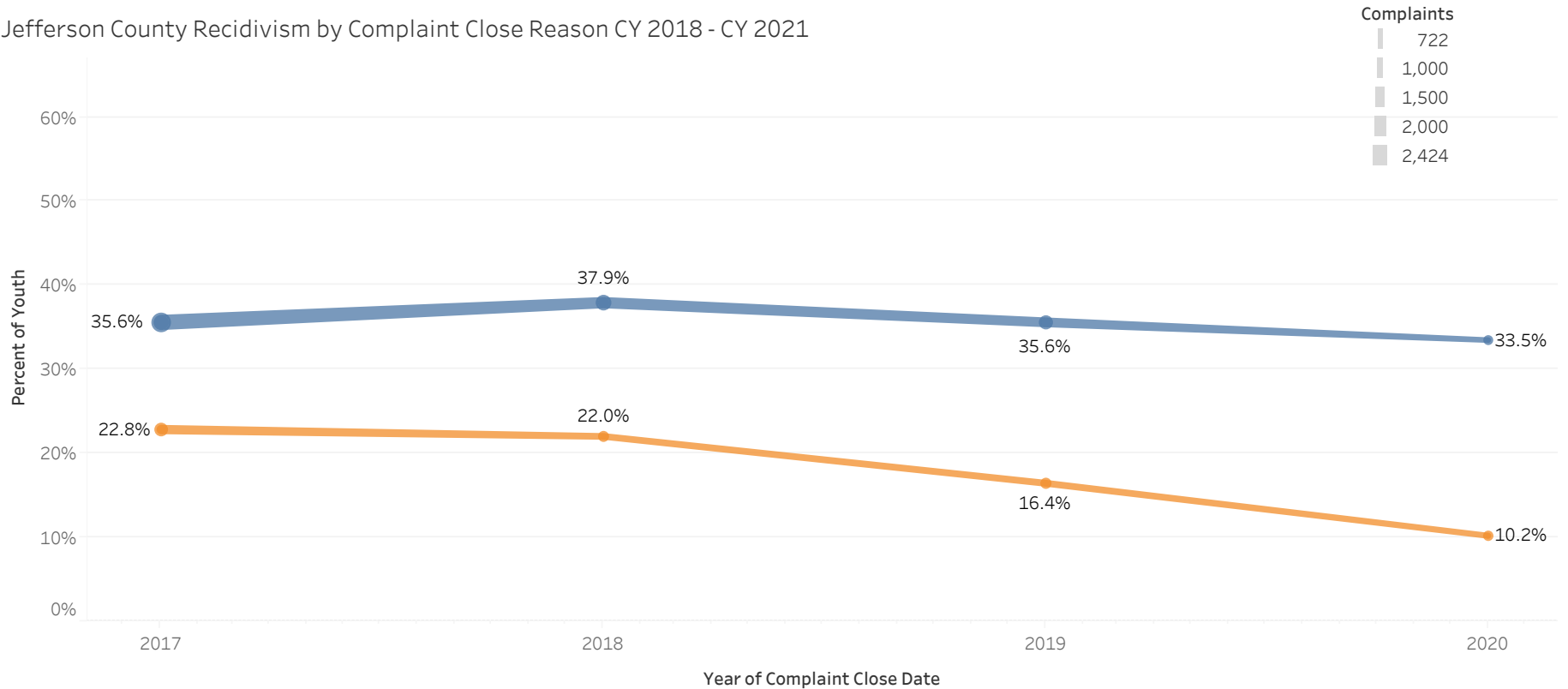


ADMINISTRATIVE OFFICE OF THE COURTS  
Research and Statistics

22\_CDW7001

Youth Recidivism Statistics for Complaints Closed January 1, 2017 – December 31, 2020

Jefferson County Recidivism by Complaint Close Reason CY 2018 - CY 2021



Close Reason Group		2017	2018	2019	2020	Grand Total
Formal Court Referral	Recidivism Percentage	35.6%	37.9%	35.6%	33.5%	34.5%
	Total Complaints	2,424	1,730	1,465	722	6,341
Successful Diversion	Recidivism Percentage	22.8%	22.0%	16.4%	10.2%	18.6%
	Total Complaints	1,381	915	946	801	4,043
Grand Total	Recidivism Percentage	28.6%	30.0%	25.6%	18.4%	25.2%
	Total Complaints	3,805	2,645	2,411	1,523	10,384

Close Reason Group

■ Formal Court Referral ■ Successful Diversion

Statistical Analysis Considerations

\* Data provided from the Court Designated Workers Case Management System (CDW CMS) Database.

\* Reported data is limited to complaints with Successful Diversion or Formal Court Referral.

Run Date:

02/23/2022

Page 1 of 4

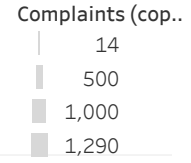
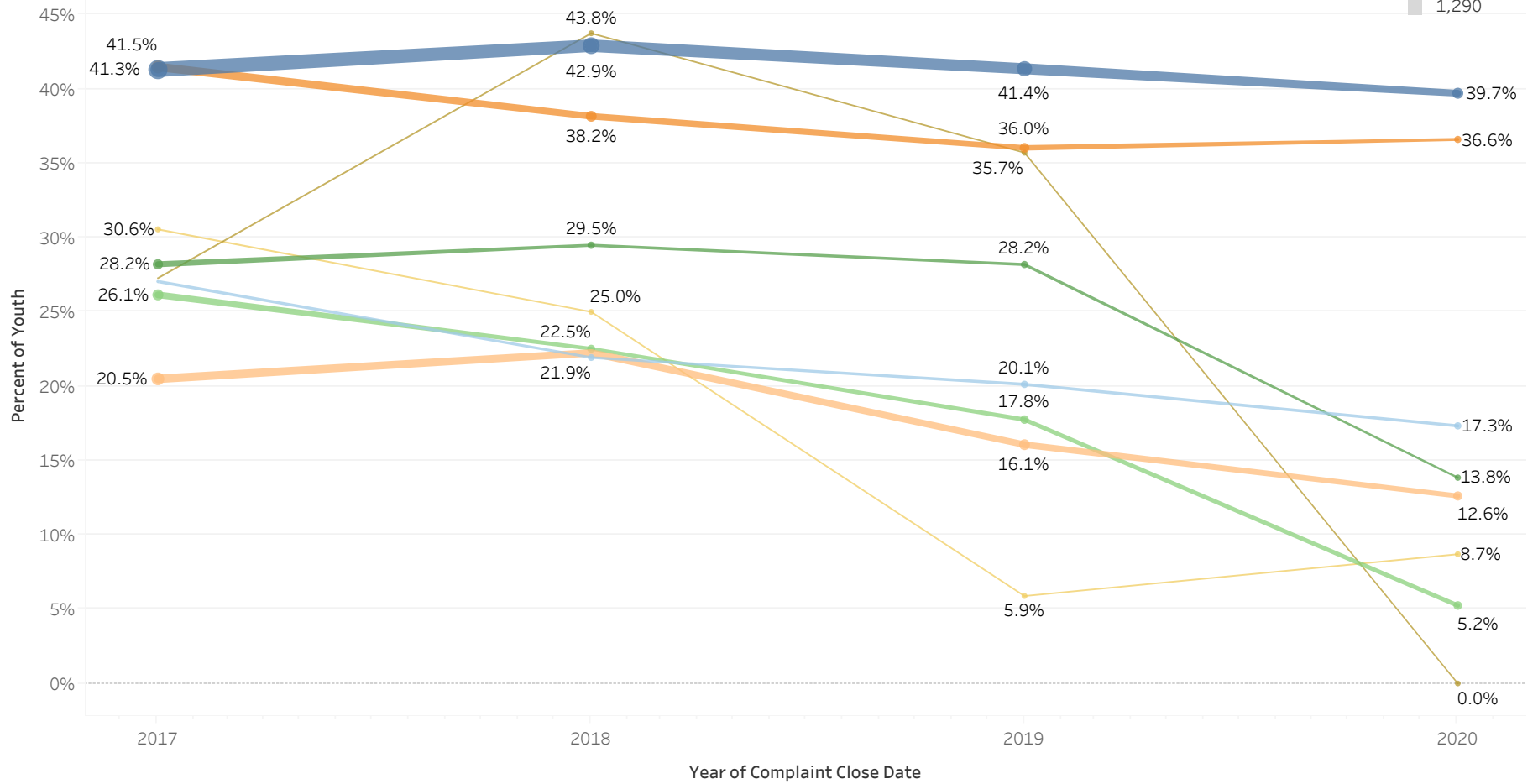


ADMINISTRATIVE OFFICE OF THE COURTS  
Research and Statistics

22\_CDW7001

Youth Recidivism Statistics for Complaints Closed January 1, 2017 – December 31, 2020

Jefferson County Recidivism by CSP Category Group and Complaint Close Reason CY 2018 - CY 2021



CSP Group, Close Reason Group

- Felony, Formal Court Referral
- Misdemeanor, Formal Court Referral
- Status Offense, Formal Court Referral
- Traffic, Formal Court Referral
- Felony, Successful Diversion
- Misdemeanor, Successful Diversion
- Status Offense, Successful Diversion
- Traffic, Successful Diversion

Statistical Analysis Considerations

\* Data provided from the Court Designated Workers Case Management System (CDW CMS) Database.  
\* Reported data is limited to complaints with Successful Diversion or Formal Court Referral.



**ADMINISTRATIVE OFFICE OF THE COURTS**  
**Research and Statistics**

22\_CDW7001

**Youth Recidivism Statistics for Complaints Closed January 1, 2017 – December 31, 2020**

Jefferson County Original Complaints by CSP Group and CSP Category CY 2018 - CY 2021

CSP Group	CSP Category		2017	2018	2019	2020	Grand Total
<b>Felony</b>	Felony - Person	Recidivism Percentage	39.3%	38.6%	31.3%	31.4%	35.9%
		Complaints	546	467	353	206	1,572
	Felony - Property	Recidivism Percentage	43.8%	48.0%	44.1%	38.6%	42.1%
		Complaints	760	610	612	390	2,372
	Felony - Drug	Recidivism Percentage	17.4%	16.2%	37.9%	28.6%	22.1%
		Complaints	46	38	29	15	128
	Felony - Weapon	Recidivism Percentage	14.3%	12.0%	27.3%	35.3%	20.2%
Complaints		35	25	34	17	111	
Felony - Public Order	Recidivism Percentage	44.3%	44.4%	47.7%	33.3%	43.2%	
	Complaints	64	37	47	36	184	
Total	Recidivism Percentage	39.3%	39.9%	37.2%	32.4%	36.0%	
	Complaints	1,451	1,177	1,075	664	4,367	
<b>Misdemeanor</b>	Misd - Person	Recidivism Percentage	32.4%	33.5%	24.2%	22.4%	29.0%
		Complaints	457	342	322	173	1,294
	Misd - Property	Recidivism Percentage	30.1%	29.3%	23.7%	16.0%	25.8%
		Complaints	384	310	299	165	1,158
	Misd - Drug	Recidivism Percentage	25.4%	25.7%	27.7%	16.1%	25.3%
		Complaints	229	185	98	33	545
	Misd - Weapon	Recidivism Percentage	52.3%	42.3%	33.3%	80.0%	46.9%
		Complaints	45	54	27	10	136
	Misd - Public Order	Recidivism Percentage	33.0%	26.5%	26.2%	23.3%	27.9%
		Complaints	209	154	119	96	578
Misd - Motor Vehicle	Recidivism Percentage	50.0%	16.7%	18.2%	16.7%	34.0%	
	Complaints	25	6	11	6	48	
Misd - Other	Recidivism Percentage				0.0%	0.0%	
	Complaints						
Total	Recidivism Percentage	29.0%	29.0%	23.4%	18.5%	25.6%	
	Complaints	1,353	1,054	879	484	3,770	
<b>Status Offense</b>	Status Offense	Recidivism Percentage	27.0%	25.3%	20.9%	6.8%	22.7%
		Complaints	941	380	426	351	2,098
	Total	Recidivism Percentage	27.0%	25.3%	20.9%	6.8%	22.7%
<b>Traffic</b>	Traffic	Recidivism Percentage	25.0%		0.0%		14.3%
		Complaints					7
	Ordinance	Recidivism Percentage	29.6%	34.4%	21.4%	8.3%	25.4%
		Complaints	56	34	28	24	142
	Total	Recidivism Percentage	29.3%	34.4%	19.4%	8.3%	24.8%
Complaints	60	34	31	24	149		
<b>Grand Total</b>	Recidivism Percentage	28.6%	30.0%	25.6%	18.4%	25.2%	
	Complaints	3,805	2,645	2,411	1,523	10,384	

Statistical Analysis Considerations

\* Data provided from the Court Designated Workers Case Management System (CDW CMS) Database.

\* Reported data is limited to complaints with Successful Diversion or Formal Court Referral.

\* CSP Categories with small numbers of records are hidden on the table but are included in group and grand totals.

Run Date:

02/23/2022

Page 3 of 4





**ADMINISTRATIVE OFFICE OF THE COURTS**  
**Research and Statistics**

22\_CDW7001

**All Subsequent Complaints Filed January 1, 2017 – December 31, 2021 Jefferson County**

Jefferson County Subsequent Complaints Filed by CY 2018 - CY 2021

Sub. CSP Category Group	Sub. CSP Category	2017					Original Complaint Close Date 2018					2019				2020					
		2017	2018	2019	2020	2021	Total	2018	2019	2020	2021	Total	2019	2020	2021	Total	2020	2021	Total		
Felony	Felony - Drug	Sub. Complaints	11	14				30	7	8				16	6			11			
		Youth	11	14				30	6	8				15	6			11			
	Felony - Person	Sub. Complaints	125	85	24	7		243	118	44	13			176	91	42	15	148	30	29	59
		Youth	113	83	23	7		212	102	43	13			153	80	41	12	128	29	29	55
	Felony - Property	Sub. Complaints	201	120	40	8	7	376	213	121	19			356	179	66	16	261	124	62	186
		Youth	163	119	37	8	6	301	152	117	18			265	121	65	15	187	89	61	136
	Felony - Public Order	Sub. Complaints	14	7				27	8					13	16			20	6		8
		Youth	14	7				26	8					12	15			19			7
	Felony - Weapon	Sub. Complaints	6					11		9				12				8			8
		Youth	6					11		9				12				8			7
<b>Total</b>	Sub. Complaints	357	229	76	16	9	687	349	184	36			573	295	120	33	448	163	102	265	
	Youth	280	222	69	16	8	522	236	177	34			395	197	115	29	304	114	99	188	
Misdemeanor	Misd - Drug	Sub. Complaints	40	29	8			78	32	12				47	12	6		21			
		Youth	39	29	8			76	32	12				47	12	6		21			
	Misd - Motor Vehicle Other	Sub. Complaints																			
		Youth																			
	Misd - Person	Sub. Complaints	91	52	19			166	67	42	10			120	51	28		83	24	9	33
		Youth	86	52	19			159	62	42	10			112	48	27		75	21	9	30
	Misd - Property	Sub. Complaints	71	40	10			122	59	33				94	54	14		69	16		18
		Youth	66	40	10			115	57	33				90	48	14		62	14		16
	Misd - Protection Order Violation	Sub. Complaints																			
		Youth																			
Misd - Public Order	Sub. Complaints	39	34				77	11	20				35	37			43	7		9	
	Youth	39	34				76	11	20				34	32			38	7		9	
Misd - Weapon	Sub. Complaints	13	18				34	15	6				23	10			13			6	
	Youth	13	17				33	15	6				22	10			13			6	
<b>Total</b>	Sub. Complaints	260	175	41	9		487	186	116	18			324	166	55	11	232	56	17	73	
	Youth	226	174	41	9		436	172	116	18			297	141	54	11	195	48	17	65	
Status	Status Offense	Sub. Complaints	106	110	50	12		278	51	85	19			155	49	40		90			6
		Youth	106	110	50	12		277	51	85	19			153	47	40		88			6
	<b>Total</b>	Sub. Complaints	106	110	50	12		278	51	85	19			155	49	40		90			6
	Youth	106	110	50	12		277	51	85	19			153	47	40		88			6	
Traffic	Traffic - Ordinance Violations	Sub. Complaints	10					17	6					8				6			
		Youth	10					17	6					8				6			
	<b>Total</b>	Sub. Complaints	10					17	6					8				6			
	Youth	10					17	6					8				6				
Grand Total	Sub. Complaints	733	518	170	37	11	1,469	592	387	73	8	1,060	513	217	46	776	226	120	346		
	Youth	541	509	163	36	10	1,083	396	373	70	8	724	333	210	42	517	151	115	237		

Statistical Analysis Considerations

- \* Data provided from the Court Designated Workers Case Management System (CDW CMS) Database.
- \* Reported data is limited to complaints with Successful Diversion or Formal Court Referral.
- \* CSP Categories with small numbers of records are hidden on the table but are included in group and grand totals.