



The Department of Information and Technology Services
Research and Statistics
1001 Vandalay Drive
Frankfort, KY 40601
(502) 573-2350

**PRETRIAL SUCCESS RATE – COMPARING RELEASE OUTCOME
PRETRIAL INTERVIEWS WITH ADMINISTRATIVE, NON-FINANCIAL, OR FINANCIAL
RELEASE OUTCOME REACHING FINAL DISPOSITION 1/1/2019 – 12/31/2023 HELD IN
JEFFERSON COUNTY**

March 22, 2024

By

Julia Parker (*Pretrial Services Data Steward*)
Daniel Sturtevant (*Data Officer*)

Statistics Request Overall Description

On January 23, 2024, the Department of Pretrial Services received a request from a Circuit Court Judge for a report of Pretrial Success Rates and the comparison across Release Outcome for Calendar Years 2019-2023 for Jefferson County.

PRIM, the information system used by Pretrial Services, was queried for interview, case, bond, appearance, and safety data for any interview with a Release Outcome of Administrative Release, Financial Release, Non-Financial Release and Indictment Summons. Interviews associated with only post disposition charges as described below are excluded. This was connected to data from the CourtNet database, which contains a summary of trial court cases statewide for the same criminal cases and was limited to those achieving final disposition as described below from 1/1/2019 through 12/31/2024.

Post Disposition: For the purposes of statistical reporting by Pretrial Services, a post disposition charge is any PRIM Charge that is considered to be a post disposition offense. These offenses include any offenses that are members of the AOC Offense Categories *Added Charges, Created for Administrative Purposes, Fugitive, or Persistent Felony Offender* as well as the single offense 002902 (JUVENILE PETITION).

Final Disposition: For the purposes of statistical reporting by Pretrial Services, the final disposition of a criminal case is the greatest disposition date among the case's charges that are not post-disposition offenses (Contempt, Probation Violation, Bail Jumping, etc.) If any of the case's charges are pending (i.e., missing disposition date and code) or disposed as Hung Jury, Mistrial, Failure to Appear, Fugitive, or Administrative Procedure, the case is considered not to have a final disposition date.

Statistical Report (24_PINS2001)

The report focuses on the Pretrial Success Rates for pretrial interviews with Jefferson County as the identified holding county, how these rates have changed over time, and the differences in success across release outcomes.

**PRETRIAL SUCCESS RATE – COMPARING RELEASE OUTCOME
PRETRIAL CASES WITH ADMINISTRATIVE, NON-FINANCIAL, OR FINANCIAL BOND
RELEASE REACHING FINAL DISPOSITION 1/1/2018 – 6/30/2023 STATEWIDE**

Statistical Report (24_PINS2001)

The report consists of 3 pages. Each page presents the same information, as a line chart at the top and then as a cross-tabulation on the bottom as follows:

1. Overall Success Rate
2. Appearance Rate
3. Arrest-Free Rate

The line charts present the Success Rates for by year for interviews with a max final disposition date within calendar year 2019-2023 comparing rates for Administrative Release, Non-Financial Release, and Financial Release. The thickness of each line represents the total number of interviews with a max final disposition date each year following the indicated Release Outcome. The same information is presented below the visual as a cross-tabulation.

Pretrial Success Rate Per Final Disposition Date is a Lagging Indicator

To determine the rate of pretrial success over time, it is necessary to include only cases that have reached final disposition. Otherwise, different portions of cases associated with earlier and later dates will have different proportions of cases still pending that may result in FTA or AoNO. This means that the failure to appear or arrest on new offense that causes a case to be counted as FTA or AoNO happened at some point prior to the case’s final disposition date – sometimes months or years before.

Other Statistical Analysis Considerations:

- These statistics represent a snapshot in time of the data as it existed on the date the report was generated (3/22/2024).
- Cases released per the 60-Day Rule are excluded from this report.
- Statistics in this report reflect numbers and percentages of cases entered in PRIM. A single pretrial interview (i.e., period in custody and subsequent release) may involve multiple cases and a single defendant may have multiple pretrial interviews during a given period of time.

Data Variables Requested

| Database | Data Variable | Description |
|----------|------------------|---|
| PRIM | Pretrial Success | Indicates whether the defendant associated with an interview complied with standard pretrial release conditions (make all scheduled court appearances and not violate any laws) on the cases associated with said interview. |
| PRIM | Success Rate | Presented as a percentage, the number of interviews within the specified release outcome in which all associated cases have reached final disposition without a Failure to Appear event or an Arrest on a New Offense event, divided by the total number of interviews. |
| PRIM | Appearance Rate | Presented as a percentage, the number of interviews within the specified release outcome in which all associated cases reached final disposition without a Failure to Appear (FTA) event, divided |

**PRETRIAL SUCCESS RATE – COMPARING RELEASE OUTCOME
PRETRIAL CASES WITH ADMINISTRATIVE, NON-FINANCIAL, OR FINANCIAL BOND
RELEASE REACHING FINAL DISPOSITION 1/1/2018 – 6/30/2023 STATEWIDE**

| Data Variables Requested | | |
|--------------------------|------------------|---|
| | | by the total number of interviews. A case is identified as having a failure to appear if it has at least one related court appearance in PRIM indicating a FTA. This is limited to FTAs during a period of pretrial release. |
| PRIM | Arrest-Free Rate | Presented as a percentage, the number of interviews within the specified release outcome in which all associated cases reached final disposition without an Arrest on a New Offense (AoNO) event, divided by the total number of interviews. A case is identified as having an AoNO if it has at least one pretrial action in PRIM indicating an AoNO. This is limited to AoNOs during a period of pretrial release. |
| PRIM | Release Outcome | <p>An indication of the manner in which a defendant was released from pretrial custody:</p> <p>Administrative Release: Released with Administrative Release as described above. Defendants assessed as low or moderate risk; not charged with offenses identified as public safety concerns, contempt, probation violation, bail jumping, the violation of a protection order, and who have not previously violated a condition of pretrial release or failed to appear in court may be released on their own recognizance without a bond hearing. The use of this option was discretionary per judge as of 11/1/2015 and became mandatory statewide on 1/1/2017. The specific criteria for Administrative Release have changed several times since initial implementation, including many changes implemented in response to the COVID-19 pandemic.</p> <p>Financial Release: Types of release in which money or property must be posted prior to release.</p> <ul style="list-style-type: none"> • 10% • Cash • Guaranteed Arrest Bond Certificate • Property • Partially Secured or Percent Bond • Stock and Bonds <p>Non-Financial Release: Types of release in which no money or property must be posted prior to release.</p> <ul style="list-style-type: none"> • Release on Recognizance • Surety • Unsecured • No Probable Cause • 60-Day Rule |

PRETRIAL SUCCESS RATE – COMPARING RELEASE OUTCOME
PRETRIAL CASES WITH ADMINISTRATIVE, NON-FINANCIAL, OR FINANCIAL BOND
RELEASE REACHING FINAL DISPOSITION 1/1/2018 – 6/30/2023 STATEWIDE

| Data Variables Requested | | |
|--------------------------|-------------------------------|---|
| | | <p>Detained Until Disposition: Without being given pretrial release, the defendant was released upon the disposition of all cases in this interview from a given jurisdiction.</p> <p>Indictment: Indicates that pretrial custody on one or more District cases ended with an indictment to Circuit Court while the defendant was in pretrial custody. Indictment outcomes reported outside of the District-Felony group typically result from expungement or charges amended up following the initial filing of the case.</p> <p>60-Day Rule: Released after 60 days of pretrial custody on a District Court case.</p> <p>Indictment Summons: Indicates that a defendant already released on a District Felony case was not brought back into custody following an indictment, but that the same release conditions were maintained by the Circuit Court and the defendant was issued a summons. There is no time in custody for this outcome.</p> <p>Transfer: Indicates that pretrial custody for all cases of a given jurisdiction related to this interview had pretrial custody end when the defendant was transferred to another secure facility or to a substance use treatment facility.</p> <p>Escape/Error: Indicates that a defendant was released in error or escaped.</p> |
| CourtNet | Final Disposition Date | The most recent Charge Disposition Date from a case excluding post-disposition offenses (Contempt, Probation Violation, Bail Jumping, etc.). If any of the case's charges are pending (i.e., missing disposition date and code) or disposed as Hung Jury, Mistrial, Failure to Appear, Fugitive, or Administrative Procedure, the case is considered not to have a final disposition date. |
| PRIM | PRIM Post Disposition Charges | The number of PRIM Charges that are considered to be post disposition offenses. These offenses include any offenses that are members of the AOC Offense Categories <i>Added Charges, Created for Administrative Purposes, Fugitive, or Persistent Felony Offender</i> as well as the single offense 002902 (JUVENILE PETITION) |
| PRIM | Post Disposition | Indicates cases or interviews that include <i>only</i> Post Disposition Charges as defined above or that the case / all cases in the interview/jurisdiction have the Non-Compliance link option. Such interviews or cases are excluded from any reports for which post-disposition arrests should not be included such as compliance |

**PRETRIAL SUCCESS RATE – COMPARING RELEASE OUTCOME
PRETRIAL CASES WITH ADMINISTRATIVE, NON-FINANCIAL, OR FINANCIAL BOND
RELEASE REACHING FINAL DISPOSITION 1/1/2018 – 6/30/2023 STATEWIDE**

Data Variables Requested

| | | |
|-------------|----------------|---|
| | | reporting. |
| PRIM | Holding County | The county in which the defendant in a given interview participated in a pretrial interview prior to release. |
| PRIM | Interviews | The entity of analysis in PRIM representing a discrete period in Pretrial Custody for a single defendant’s cases within the indicated jurisdiction and any pretrial release following this custody. |

Disclaimer Associated with KCOJ/AOC Database(s) and Element(s)

RESEARCH AND STATISTICS DISCLAIMER for PRETRIAL SERVICES REQUESTS

The data from this report is provided from the Pretrial Services program. Information received from the Pretrial Services program’s electronic case management system (PRIM) is subject to change(s), reprogramming, modification(s) of format and availability at the direction of the Administrative Office of the Courts (AOC), and may not at any particular moment reflect the true status of court cases due to ordinary limitation(s), delay(s) or error(s) in the system's operation.

RESEARCH AND STATISTICS DISCLAIMER for COURTNET

Information received from KYCourts/CourtNet is subject to change(s), reprogramming, modification(s) of format and availability at the direction of the Administrative Office of the Courts (AOC), and may not at any particular moment reflect the true status of court cases due to ordinary limitation(s), delay(s) or error(s) in the system’s operation. The KYCourts/CourtNet database is not a real-time system. All datasets are a snapshot of case data at the time a query is run. Case counts are not counts of individuals as some persons may have multiple cases.

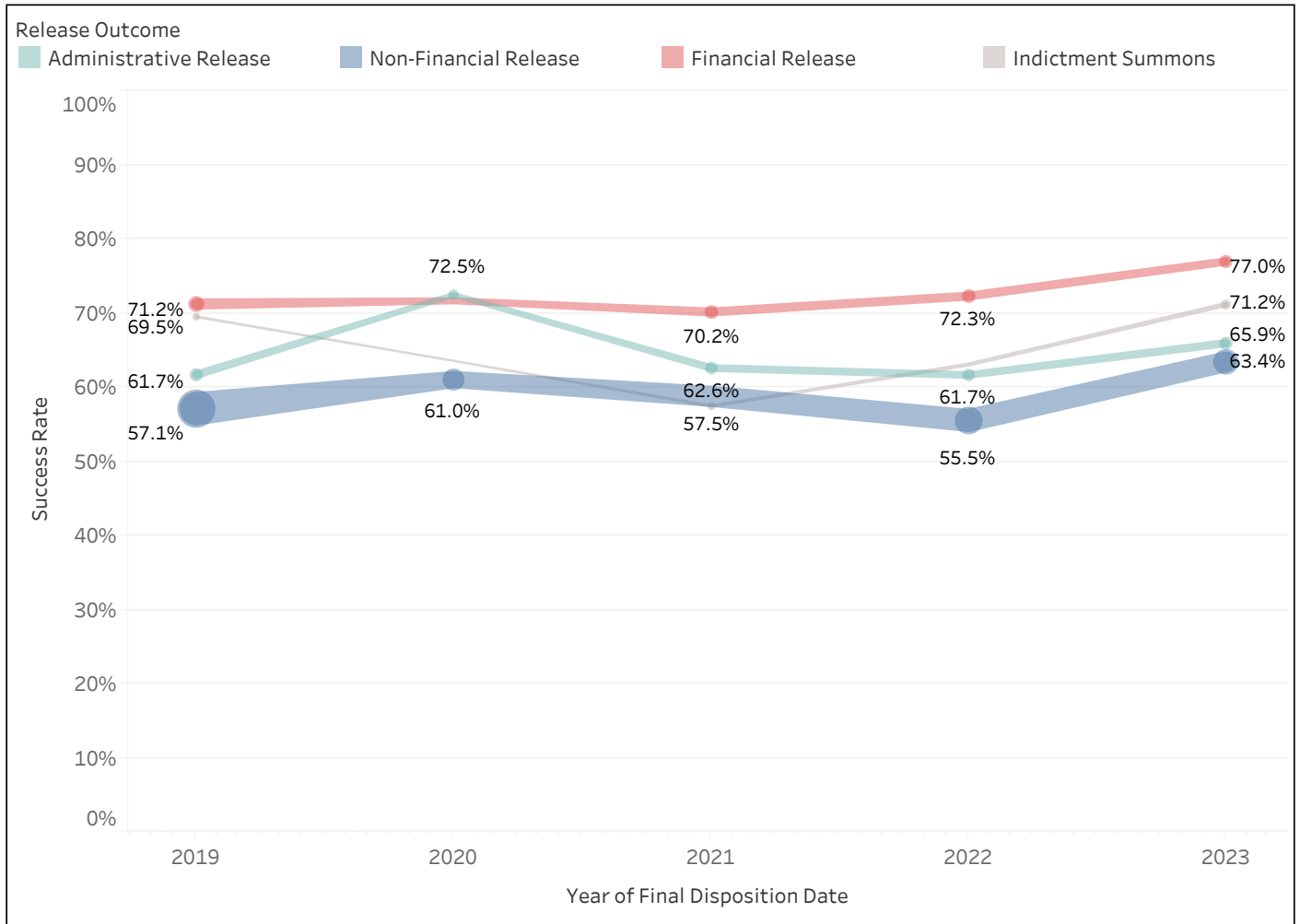
The AOC disclaims any warranties as to the validity of the information obtained from KYCourts/CourtNet. The recipient is solely responsible for verifying information received from KYCourts/CourtNet through the cross-referencing of official court records. The AOC shall not be liable to the recipient, or to any third party using the system or information obtained therefrom, for any damages whatsoever arising out of the use of KYCourts/CourtNet.



ADMINISTRATIVE OFFICE OF THE COURTS
Research and Statistics

24_PINS2001

Pretrial Success Rates by Release Outcome
for Interviews with Max Case Final Disposition Date Within CY 2019-2023
Holding County: Jefferson



| Release Outcome | | Year of Final Disposition Date | | | | | Grand Total |
|------------------------|--------------|--------------------------------|-------|--------|--------|--------|-------------|
| | | 2019 | 2020 | 2021 | 2022 | 2023 | |
| Administrative Release | Success Rate | 61.7% | 72.5% | 62.6% | 61.7% | 65.9% | 64.4% |
| | Interviews | 2,451 | 1,533 | 2,227 | 2,158 | 2,393 | 10,762 |
| Financial Release | Success Rate | 71.2% | 71.7% | 70.2% | 72.3% | 77.0% | 73.0% |
| | Interviews | 3,418 | 1,928 | 2,651 | 2,631 | 2,442 | 13,070 |
| Indictment Summons | Success Rate | 69.5% | 63.6% | 57.5% | 63.1% | 71.2% | 65.7% |
| | Interviews | 469 | 291 | 717 | 937 | 1,325 | 3,739 |
| Non-Financial Release | Success Rate | 57.1% | 61.0% | 58.8% | 55.5% | 63.4% | 59.1% |
| | Interviews | 11,246 | 5,537 | 6,927 | 7,569 | 6,770 | 38,049 |
| Grand Total | Success Rate | 60.9% | 65.3% | 61.9% | 60.3% | 67.1% | 63.5% |
| | Interviews | 17,585 | 9,289 | 12,524 | 13,299 | 12,931 | 65,628 |

Statistical Analysis Considerations

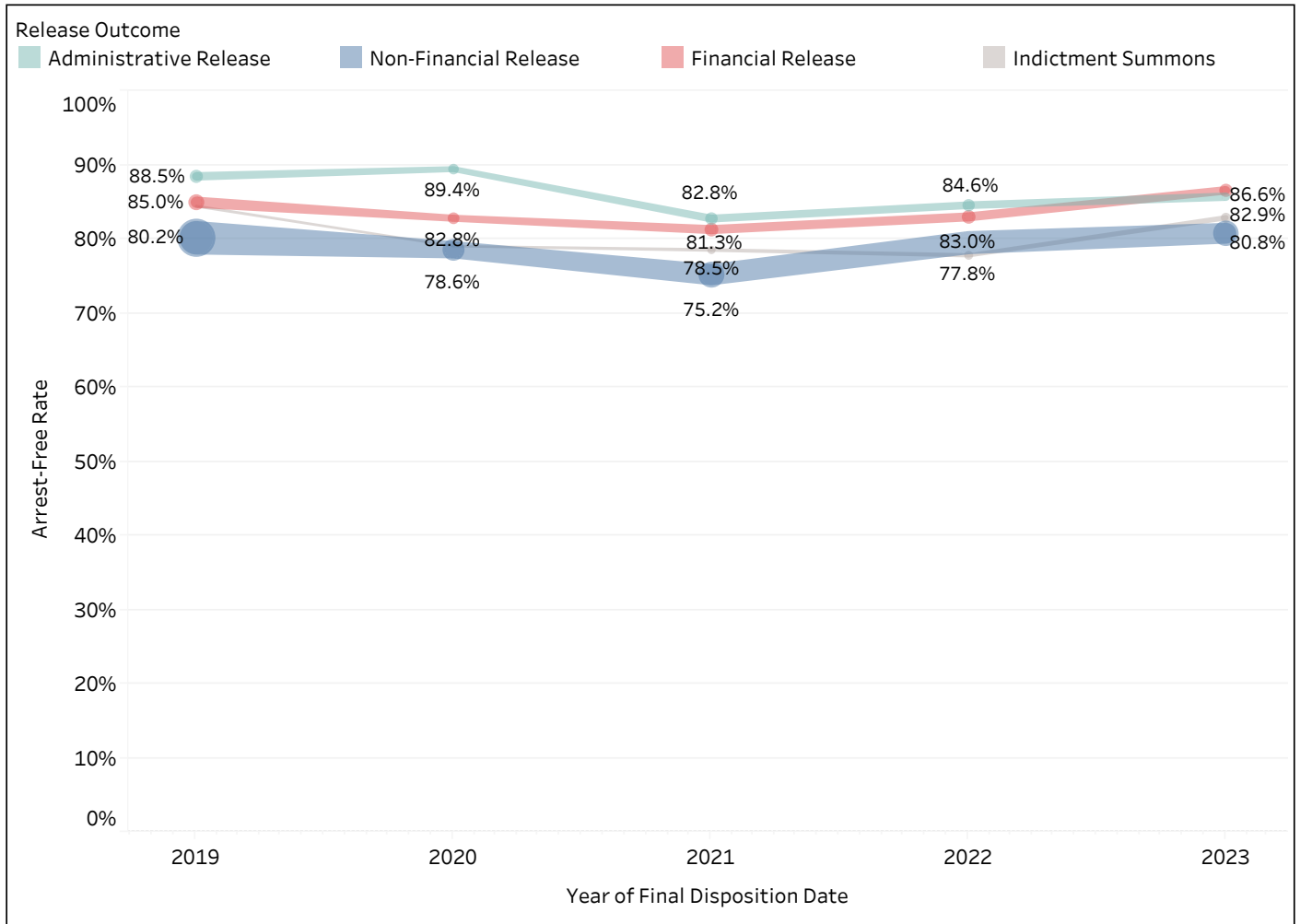
- * Data provided from the Pretrial Information Management System.
- * Interviews with a release outcome of 60-Day Rule are excluded from this report.
- * Statistics in this report reflect numbers and percentages of interviews entered in PRIM.
- * A single pretrial interview (i.e., period in custody and subsequent release) may involve multiple cases and a single defendant may have multiple pretrial interviews during a given period of time.



ADMINISTRATIVE OFFICE OF THE COURTS
Research and Statistics

24_PINS2001

Pretrial Arrest-Free Rates by Release Outcome
for Interviews with Max Case Final Disposition Date Within CY 2019-2023
Holding County: Jefferson



| Release Outcome | | Year of Final Disposition Date | | | | | Grand Total |
|------------------------|------------------|--------------------------------|-------|--------|--------|--------|-------------|
| | | 2019 | 2020 | 2021 | 2022 | 2023 | |
| Administrative Release | Arrest-Free Rate | 88.5% | 89.4% | 82.8% | 84.6% | 85.7% | 86.0% |
| | Interviews | 2,451 | 1,533 | 2,227 | 2,158 | 2,393 | 10,762 |
| Financial Release | Arrest-Free Rate | 85.0% | 82.8% | 81.3% | 83.0% | 86.6% | 84.3% |
| | Interviews | 3,418 | 1,928 | 2,651 | 2,631 | 2,442 | 13,070 |
| Indictment Summons | Arrest-Free Rate | 84.4% | 79.0% | 78.5% | 77.8% | 82.9% | 80.7% |
| | Interviews | 469 | 291 | 717 | 937 | 1,325 | 3,739 |
| Non-Financial Release | Arrest-Free Rate | 80.2% | 78.6% | 75.2% | 79.5% | 80.8% | 79.2% |
| | Interviews | 11,246 | 5,537 | 6,927 | 7,569 | 6,770 | 38,049 |
| Grand Total | Arrest-Free Rate | 82.4% | 81.4% | 78.1% | 81.0% | 83.0% | 82.0% |
| | Interviews | 17,585 | 9,289 | 12,524 | 13,299 | 12,931 | 65,628 |

Statistical Analysis Considerations

- * Data provided from the Pretrial Information Management System.
- * Interviews with a release outcome of 60-Day Rule are excluded from this report.
- * Statistics in this report reflect numbers and percentages of interviews entered in PRIM.
- * A single pretrial interview (i.e., period in custody and subsequent release) may involve multiple cases and a single defendant may have multiple pretrial interviews during a given period of time.

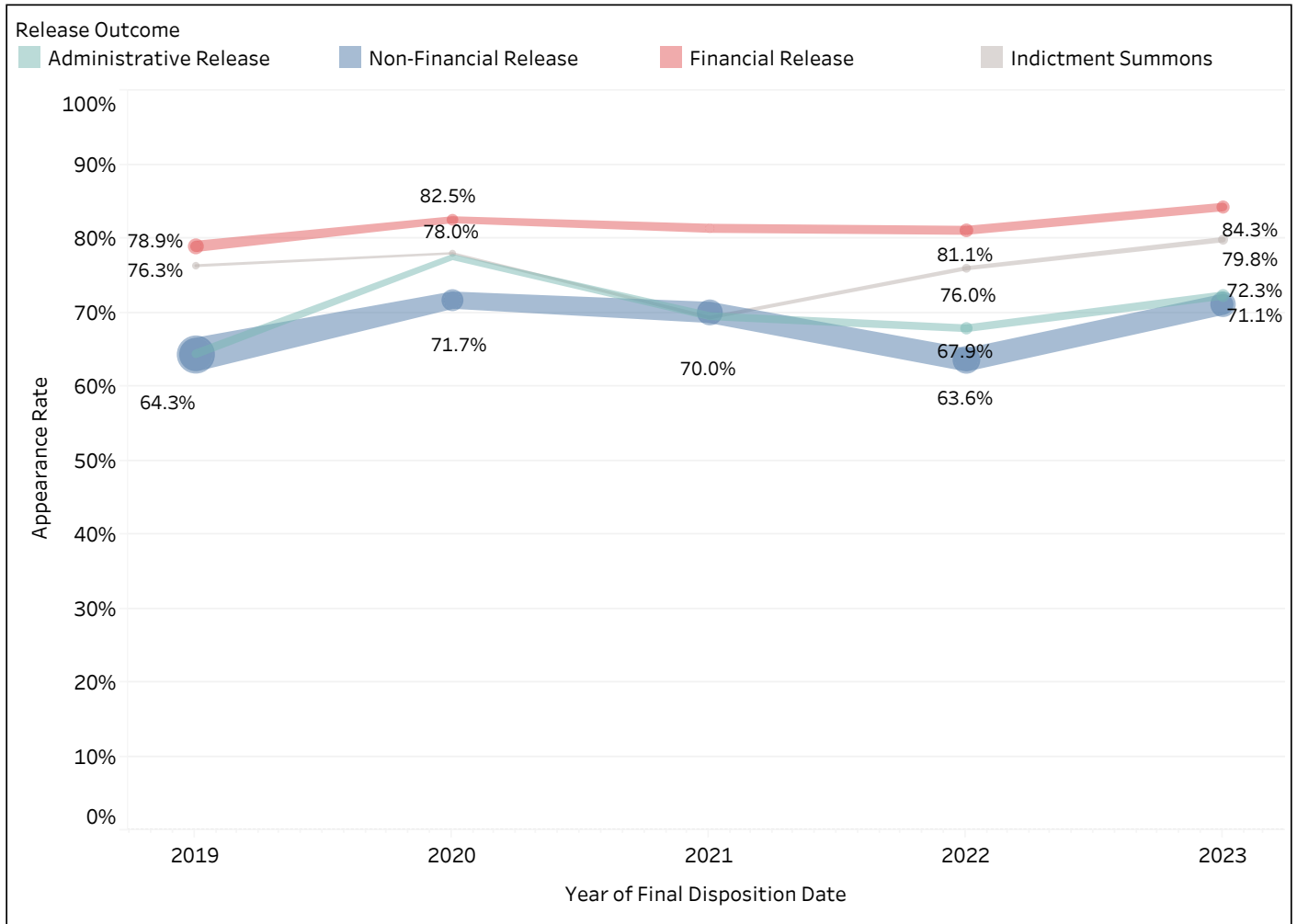
Run Date:
3/22/2024
Page 2 of 3



ADMINISTRATIVE OFFICE OF THE COURTS
Research and Statistics

24_PINS2001

Pretrial Appearance Rates by Release Outcome
for Interviews with Max Case Final Disposition Date Within CY 2019-2023
Holding County: Jefferson



| Release Outcome | | Year of Final Disposition Date | | | | | Grand Total |
|------------------------|-----------------|--------------------------------|-------|--------|--------|--------|-------------|
| | | 2019 | 2020 | 2021 | 2022 | 2023 | |
| Administrative Release | Appearance Rate | 64.4% | 77.5% | 69.5% | 67.9% | 72.3% | 69.8% |
| | Interviews | 2,451 | 1,533 | 2,227 | 2,158 | 2,393 | 10,762 |
| Financial Release | Appearance Rate | 78.9% | 82.5% | 81.4% | 81.1% | 84.3% | 81.7% |
| | Interviews | 3,418 | 1,928 | 2,651 | 2,631 | 2,442 | 13,070 |
| Indictment Summons | Appearance Rate | 76.3% | 78.0% | 69.3% | 76.0% | 79.8% | 76.3% |
| | Interviews | 469 | 291 | 717 | 937 | 1,325 | 3,739 |
| Non-Financial Release | Appearance Rate | 64.3% | 71.7% | 70.0% | 63.6% | 71.1% | 67.7% |
| | Interviews | 11,246 | 5,537 | 6,927 | 7,569 | 6,770 | 38,049 |
| Grand Total | Appearance Rate | 67.5% | 75.0% | 72.3% | 68.3% | 74.5% | 71.3% |
| | Interviews | 17,585 | 9,289 | 12,524 | 13,299 | 12,931 | 65,628 |

Statistical Analysis Considerations

- * Data provided from the Pretrial Information Management System.
- * Interviews with a release outcome of 60-Day Rule are excluded from this report.
- * Statistics in this report reflect numbers and percentages of interviews entered in PRIM.
- * A single pretrial interview (i.e., period in custody and subsequent release) may involve multiple cases and a single defendant may have multiple pretrial interviews during a given period of time.