



The Department of Information & Technology Services
Research & Statistics
1001 Vandalay Drive
Frankfort, KY 40601
(502) 573-2350

**COMPLAINTS INCLUDING CHARGES UNDER
CURRENT KRS 527.100 OR 527.070
FILED OR CLOSED FY 2014-2016 OR FY 2023-2025 STATEWIDE**

September 19, 2025

by

Daniel Sturtevant, *Data Officer*

Todd Stetler, *Family and Juvenile Services Data Supervisor*

Statistics Request Overall Description

On September 15, 2025, Research and Statistics received a request for a report of the number of Court Designated Worker Program complaints filed or closed during fiscal years (FY) 2014, 2015, 2016, 2023, 2024, and 2025 statewide including charges under KRS 527.070 or current 527.100.

AOC CDWCMS, the case management and information system used by AOC Court Designated Workers (CDW), was queried for complaints filed or closed statewide from 7/1/2013 through 6/30/2015 or 7/1/2022 through 6/30/2025. The query was limited to complaints including charges of the following offenses identified by Uniform Offense Reporting (UOR) Code.

KRS	UOR	Description
527.070	052204	UNLAWFUL POSSESSION OF WEAPON ON SCHOOL PROPERTY
527.100	052205	POSSESSION OF HANDGUN BY MINOR, 2ND OR >
527.100	052206	POSSESSION OF HANDGUN BY MINOR, 1ST OFF

Statistical Report 25_CDW8003

The report consists of 21 pages. The first three pages provide general context for the grouping variables used later in the report. Pages 4 through 15 repeat a series of four pages three times, providing demographic statistics of the requested complaints. The remaining pages of the report include counts specific to the counties in which the complaints were filed.

Pages 1 and 2 provide counts of complaints grouped by variables related to the offenses charged and the dates involved. Page 1 includes counts of complaints filed during the specified ranges of dates and Page 2 includes counts of complaints closed during the specified ranges of dates. The variables describing offenses are Offense Group, KRS, UOR Code and Charge Description. Later in the report, only Offense Group is used to differentiate charges. The dates are grouped into the two periods *FY 14-16* and *FY 23-25*. Later in the report, only these periods are used to differentiate the two periods of time used in the report. Separate counts are provided of total charges among complaints, unique complaints, and unique youth subject to the complaints.

**COMPLAINTS INCLUDING CHARGES UNDER
CURRENT KRS 527.100 OR 527.070
FILED OR CLOSED FY 2014-2016 OR FY 2023-2025 STATEWIDE**

Statistical Report 25_CDW8003

Page 3 similarly provides context for the grouping variables used for Complaint Close Reasons. The page includes a cross-tabulation with counts of charges grouped by the time period of complaint closing, Offense Group, Close Reason, and Close Group. In later parts of the report, only Close Group is used.

Pages 4-15 then repeat a series of four pages three times each as follows:

- Pages 4-7: Youth Race/Ethnicity
- Pages 8-11: Youth Gender
- Pages 12-15: Youth Age

Within each of these series, the first page (4,8,12) provides a summary of complaints filed during the requested time periods. A bar chart at the top shows the proportion demographic percentage of charges within each group, grouped by Filing Period and Offense Group. The bottom of the page includes a cross-tabulation with counts of charges grouped by the demographic field, Filing Period, and Offense Group. The page including Youth age statistics includes only the table and not the chart.

The second page in these series (5,9,13) uses the same structure but reports complaints closed within the requested time periods and groups on Close Period.

The third page in these series (6,10,14) presents demographic proportions in a bar chart grouped by Close Period, Offense Group, and Close Group. The visual is limited to show rows only for the Close Groups *Dismissed (Successful Diversion)* and *Formal Court Referral*. However, all complaints are included in subtotal and grand total rows. The fourth page in these series (7,11,15) presents counts of charges using the same groups, and with all Close Groups shown.

Pages 16-21 include counts of charges grouped by the county in which each complaint was filed. Pages 16-18 include charges from complaints filed during the requested report periods while pages 19-21 include charges from complaints closed during the requested report periods. Each series of three pages includes a single cross-tabulation extending across all three pages with charge counts grouped by County, Filing/Close Period, and Offense Group. Counties not listed did not have any complaints filed/closed within the requested time period including applicable charges.

Statistical Analysis Considerations

- The statistical information presented is a snapshot in time as of the date the data was queried (September 19, 2025).
- A count of charges does not equal a count of complaints, as a complaint may have multiple charges, and these charges may include one or more Offense Groups.
- This report is limited to charges related to KRS 527.070 and the current version of 527.100. Other weapon possession offenses are not included.
- Charges of other offenses may be included within the same complaints as the reported charges.

**COMPLAINTS INCLUDING CHARGES UNDER
CURRENT KRS 527.100 OR 527.070
FILED OR CLOSED FY 2014-2016 OR FY 2023-2025 STATEWIDE**

Statistical Report 25_CDW8003

- The charts on pages 6, 10, and 14 include rows representing only the Close Groups *Dismissed (Successful Diversion)* and *Formal Court Referral*. Subtotal and grand total rows include all complaints.

Data Element/Field/Variable Requested

Database	Data Element/Field/Variable	Description/Definition
AOC_CDWCMS	Complaint	A verified statement containing allegations against a youth, with sufficient information for the filing of a subsequent petition.
	Charge	An individual act of conduct in violation of the Kentucky Revised Statutes. A single complaint may have one or more charges of one or more offenses.
	Youth	The subject of a complaint, usually an individual under the age of eighteen. A single youth may be subject to multiple complaints within a period of time.
	Complaint Filing Date	The date when the complaint was signed by the affiant, the individual filing the complaint. Complaint Filing Date in this report is organized using the Kentucky Fiscal Year (July 1 through June 30).
	Complaint Close Date	The date when a complaint was closed. Complaint Close Date in this report is organized using the Kentucky Fiscal Year.
	Filing Period / Close Period	The two discrete periods used in this report – FY 2014-2016 and FY 2023-2025, classified using the FY of Complaint Filing Date and Complaint Close Date respectively.
	UOR Code	<p>The code that identifies the specific offense charge brought against the defendant. It is a numeric label for a specific offense charge used in a Uniform Offense Report (UOR). The first digit of the UOR code works as follows:</p> <ul style="list-style-type: none"> • 0: an offense defined by a state statute • 8: an offense defined by a city ordinance • 9: an offense defined by a local ordinance or a code used by KCOJ for administrative purposes, e.g. 990240: “No Record Exists”. <p>The second through sixth digits identify the specific offense. A UOR code on a citation typically begins with</p>

**COMPLAINTS INCLUDING CHARGES UNDER
CURRENT KRS 527.100 OR 527.070
FILED OR CLOSED FY 2014-2016 OR FY 2023-2025 STATEWIDE**

		<p>the second digit as encoded here. The seventh digit ranges from 0 through 6 and is used to indicate inchoate variants of the underlying offense, which may alter the penalty.</p> <ul style="list-style-type: none"> • 0: The base offense is charged with no inchoate variant. • 1: Attempt • 2: Solicitation • 3: Conspiracy • 4: Facilitation • 5: Complicity • 6: Enhanced
	Charge Description	The description of the offense identified by a UOR Code.
	KRS	The Kentucky Revised Statutes chapter and section defining an offense.
	Offense Group	<p>A variable used in this report for the purpose of grouping counts of similar offenses together with a concise label that fits more easily in charts and graphs compared to the full offense descriptions.</p> <ul style="list-style-type: none"> • Handgun 1st: 527.100 052206 POSSESSION OF HANDGUN BY MINOR, 1ST OFF or any inchoate variant thereof. • Handgun 2nd+: 527.100 052205 POSSESSION OF HANDGUN BY MINOR, 2ND OR > or any inchoate variant thereof. • Weapon School: 527.070 052204 UNLAWFUL POSSESSION OF WEAPON ON SCHOOL PROPERTY or any inchoate variant thereof.
	Complaint Close Reason / Group.	<p>The manner in which the process within which a complaint is processed by the CDW Department comes to an end, typically either with dismissal or referral to court. The specific close reasons are grouped as follows for reporting:</p> <ul style="list-style-type: none"> • Dismissed: Successful Diversion • Dismissed: Other <ul style="list-style-type: none"> ○ Co Atty Req Inf Proc/Dismiss ○ Informal Adjustment Successful ○ No Probable Cause ○ No Reasonable Grounds • Formal Court Referral <ul style="list-style-type: none"> ○ Unsuccessful Diversion ○ Unsuccessful Diversion – 4 Unexcused Absences

**COMPLAINTS INCLUDING CHARGES UNDER
CURRENT KRS 527.100 OR 527.070
FILED OR CLOSED FY 2014-2016 OR FY 2023-2025 STATEWIDE**

		<ul style="list-style-type: none"> ○ Informal Adjustment Unsuccessful ○ Child Failure to Appear for Scheduled Appointment ○ Lack of Parental Cooperation ○ Lack of Parental Cooperation – Court Order ○ Child Request for Formal Court Hearing ○ CDW Referred Case for Formal Proc ○ Formal Court Referral: County Attorney ○ Formal Court Referral: Judge ○ Mandatory Detention ○ Youthful Offender Referral
	Complaint County	The county in which the complaint was filed.
	Race/Ethnicity	<p>The self-reported race and ethnicity of the youth or, in the absence of contact with the youth, their race and ethnicity as reported by the affiant. For the purposes of this report race and ethnicity have been aggregated into the following broad categories:</p> <ul style="list-style-type: none"> • Black (Black or African American race, Non-Hispanic ethnicity) • Hispanic (any race, Hispanic ethnicity) • White (White or Caucasian race, Non-Hispanic ethnicity) • Other (any non-white, non-Black race, Non-Hispanic ethnicity) • Unknown (race and ethnicity not known)
	Gender	Indicates the self-reported gender of the youth or, in the absence of contact with the youth, their gender as reported by the affiant. The available options are Female and Male.
	Youth Age	The difference in whole years between the date a youth was born and the day a complaint was filed. Any complaints with age less than 10 are reported in the single group <i>Under 10</i> and any complaints against anyone older than 18 as of the Complaint Filing Date are grouped together as <i>19+</i> (there are no such complaints in this report).

Disclaimer Associated with KCOJ/AOC Database(s) and Element(s)

RESEARCH AND STATISTICS DISCLAIMER for CDWCMS REQUESTS

**COMPLAINTS INCLUDING CHARGES UNDER
CURRENT KRS 527.100 OR 527.070
FILED OR CLOSED FY 2014-2016 OR FY 2023-2025 STATEWIDE**

The data from this report is provided from the Court Designated Worker program. Information received from the Court Designated Worker Program electronic case management system (CDWCMS) is subject to change(s), reprogramming, modification(s) of format and availability at the direction of the Administrative Office of the Courts (AOC), and may not at any particular moment reflect the true status of court cases due to ordinary limitation(s), delay(s) or error(s) in the system's operation.

RESEARCH AND STATISTICS UOR CODE DISCLAIMER

The Kentucky State Police (KSP) assigns the Kentucky Uniform Crime Reporting Codes (UOR Codes) to criminal offenses in the Commonwealth of Kentucky. The KSP official list of UOR Codes by KRS number and descriptor can be obtained at the KSP's website at www.kentuckystatepolice.org.

The AOC assigns and maintains codes that are used within the Court of Justice Case Management System for statistical and reporting purposes. These codes are used to identify local and city ordinances, as well as codes for general administrative purposes. The AOC official list of UOR Codes with KRS number and descriptor can be obtained at the Court of Justice Website at courts.ky.gov/aoc/statistical reports. The AOC UOR Code Listing is for informational purposes only and the information is subject to change, reprogramming, modifications of format, and availability at the direction of the Administrative Office of the Courts (AOC).

A query for data based on specified charges will include each UOR code specified and possible supplemental codes. Supplemental codes (or "ASCF" codes) to any UOR code include: 1) attempt, 2) solicitation, 3) conspiracy, 4) facilitation, 5) complicity, and 6) enhancement. In total, UOR codes contain seven digits. The first six digits are specific to that charge. The seventh digit indicates if there is a supplemental code. A "0" as the seventh digit means that is the primary UOR code and it does not have a supplemental code. If there are supplemental codes, the "0" will change to a 1, 2, 3, 4, 5, or 6 (the numbering corresponds to the list above). An enhancement does not exist on all UOR codes. When a supplemental code does not appear within a dataset, charge(s) did not occur during this period. The presence of "*obs" within the description of a UOR code indicates an obsolete UOR code. However, the code is still present within the KYCourts/CourtNet database and may still be utilized. Not every UOR code included in the query will have charges associated with it in each calendar year examined. Some cases may contain multiple charges; therefore, charge counts may exceed case counts. The number of cases cannot be inferred as the number of individuals as multiple cases may have the same defendant.

The AOC disclaims and makes no warranty, express or implied, nor assumes any legal liability or responsibility, for the validity, accuracy, correctness, or completeness of any information that is available and/or obtained through this listing. The recipient is solely responsible for verifying the accuracy of the information received from the official owner of the UOR Codes, the KSP. Furthermore, the AOC shall not be liable to the recipient, the recipient's heirs and assigns, next of kin or to any third party, for any and all claims, demands, losses or damages arising from the usage of this list and/or information contained therein.



ADMINISTRATIVE OFFICE OF THE COURTS
Research and Statistics

25_CDW8003

Complaints Including Charges Under Current KRS 527.100 or 527.070
Filed or Closed FY 2014-2016 or FY 2023-2025 STATEWIDE

Complaints Filed FY 2014-2016 or FY 2023-2025

Offense Group	KRS	UOR Code	Charge Description		Filing Period / Complaint Filing Date							
					FY14-16				FY23-25			
					FY 2014	FY 2015	FY 2016	Total	FY 2023	FY 2024	FY 2025	Total
Handgun 1st	527.100	0522060	POSSESSION OF HANDGUN BY MINOR, 1ST OFF	Charges	101	139	193	433	413	370	393	1,176
				Complaints	101	139	193	433	412	370	392	1,174
				Youth	99	138	185	416	385	359	369	1,069
		0522063	CONS POSSESSION OF HANDGUN BY MINOR, 1ST OFF	Charges					1			1
				Complaints					1			1
				Youth					1			1
		0522065	COMP POSSESSION OF HANDGUN BY MINOR, 1ST OFF	Charges						6	2	8
				Complaints						6	2	8
				Youth						6	2	8
Handgun 2nd+	527.100	0522050	POSSESSION OF HANDGUN BY MINOR, 2ND OR >	Charges	6	11	15	32	60	50	51	161
				Complaints	6	11	15	32	60	50	51	161
				Youth	6	9	14	28	54	47	48	139
Weapon School	527.070	0522040	UNLAWFUL POSSESSION OF WEAPON ON SCHOOL PROPERTY	Charges	151	163	151	465	193	128	106	427
				Complaints	150	163	151	464	187	128	106	421
				Youth	147	160	150	454	187	127	105	416
		0522041	ATT UNLAWFUL POSSESSION OF WEAPON ON SCHOOL PROPERTY	Charges	2	2		4				
				Complaints	2	2		4				
				Youth	2	2		4				
		0522045	COMP UNLAWFUL POSSESSION OF WEAPON ON SCHOOL PROPERTY	Charges		1		1			1	1
				Complaints		1		1			1	1
				Youth		1		1			1	1
Grand Total				Charges	260	316	359	935	667	554	553	1,774
				Complaints	253	308	352	913	642	543	538	1,723
				Youth	248	300	339	868	593	517	493	1,495

Statistical Analysis Considerations

* Data provided from the Court Designated Workers Case Management System.

* A single complaint may contain one or more charges. Reported complaints may include other charges of offenses not included in this report.

* A single youth may have multiple complaints within a period of time.

* This report is limited to charges related to KRS 527.070 and the current version of 527.100. Other weapon possession offenses are not included.

Run Date:
9/19/2025
Page 1 of 21



ADMINISTRATIVE OFFICE OF THE COURTS
Research and Statistics

25_CDW8003

Complaints Including Charges Under Current KRS 527.100 or 527.070
Filed or Closed FY 2014-2016 or FY 2023-2025 STATEWIDE

Complaints Closed FY 2014-2016 or FY 2023-2025

Offense Group	KRS	UOR Code	Charge Description		Close Period / Complaint Close Date							
					FY14-16				FY23-25			
					FY 2014	FY 2015	FY 2016	Total	FY 2023	FY 2024	FY 2025	Total
Handgun 1st	527.100	0522060	POSSESSION OF HANDGUN BY MINOR, 1ST OFF	Charges	99	139	186	424	403	383	385	1,171
				Complaints	99	139	186	424	402	383	384	1,169
				Youth	97	138	180	409	376	369	360	1,063
		0522063	CONS POSSESSION OF HANDGUN BY MINOR, 1ST OFF	Charges					1			1
				Complaints					1			1
				Youth					1			1
		0522065	COMP POSSESSION OF HANDGUN BY MINOR, 1ST OFF	Charges						6	2	8
				Complaints						6	2	8
				Youth						6	2	8
Handgun 2nd+	527.100	0522050	POSSESSION OF HANDGUN BY MINOR, 2ND OR >	Charges	6	11	14	31	60	53	49	162
				Complaints	6	11	14	31	60	53	49	162
				Youth	6	9	13	27	54	50	46	140
Weapon School	527.070	0522040	UNLAWFUL POSSESSION OF WEAPON ON SCHOOL PROPERTY	Charges	141	166	165	472	184	140	110	434
				Complaints	141	165	165	471	178	140	110	428
				Youth	138	162	164	462	177	138	109	423
		0522041	ATT UNLAWFUL POSSESSION OF WEAPON ON SCHOOL PROPERTY	Charges	2	2		4				
				Complaints	2	2		4				
				Youth	2	2		4				
		0522045	COMP UNLAWFUL POSSESSION OF WEAPON ON SCHOOL PROPERTY	Charges			1	1				
				Complaints			1	1				
				Youth			1	1				
Grand Total				Charges	248	318	366	932	648	582	546	1,776
				Complaints	243	308	360	911	624	570	531	1,725
				Youth	238	300	348	869	575	537	485	1,495

Statistical Analysis Considerations

* Data provided from the Court Designated Workers Case Management System.

* A single complaint may contain one or more charges. Reported complaints may include other charges of offenses not included in this report.

* A single youth may have multiple complaints within a period of time.

* This report is limited to charges related to KRS 527.070 and the current version of 527.100. Other weapon possession offenses are not included.

Run Date:

9/19/2025

Page 2 of 21



ADMINISTRATIVE OFFICE OF THE COURTS
Research and Statistics

25_CDW8003

Complaints Including Charges Under Current KRS 527.100 or 527.070
Filed or Closed FY 2014-2016 or FY 2023-2025 STATEWIDE

Count of Charges in Complaints Closed FY 2014-2016 or FY 2023-2025

		Close Period / Offense Group							
Complaint Close Group	Complaint Close Reason	FY14-16				FY23-25			
		Handgun 1st	Handgun 2nd+	Weapon School	Total	Handgun 1st	Handgun 2nd+	Weapon School	Total
Dismissed (Successful Diversion)	Successful Diversion	16	1	194	211	119	1	172	292
	Total	16	1	194	211	119	1	172	292
Dismissed (Other)	Co Atty Req Inf Proc/Dismiss	2		8	10	11		19	30
	Informal Adjustment Successful					2		1	3
	No Probable Cause	2		4	6				
	No Reasonable Grounds					9		8	17
	Total	4		12	16	22		28	50
Formal Court Referral	CDW Ref Case for Formal Proc	62	6	47	115	159	17	30	206
	Child FTA for Scheduled Appt.	4		12	16	50	4	4	58
	Child Req Formal Court Hearing	1		5	6	18	1	5	24
	Formal Court Ref - Co Atty Req	96	6	119	221	159	8	95	262
	Formal Court Ref - Judge Req	135	9	64	208	443	54	84	581
	Informal Adjustment Unsuccessf					1			1
	Lack of Parental Cooperation					1			1
	Mandatory Detention					12			12
	Unsuccessful Diversion	2		10	12	6		3	9
	Youthful Off Referral	104	9	14	127	190	77	13	280
	Total	404	30	271	705	1,039	161	234	1,434
Grand Total		424	31	477	932	1,180	162	434	1,776

Statistical Analysis Considerations

* Data provided from the Court Designated Workers Case Management System.

* A single complaint may contain one or more charges. Reported complaints may include other charges of offenses not included in this report.

* A single youth may have multiple complaints within a period of time.

* This report is limited to charges related to KRS 527.070 and the current version of 527.100. Other weapon possession offenses are not included.

Run Date:
9/19/2025
Page 3 of 21

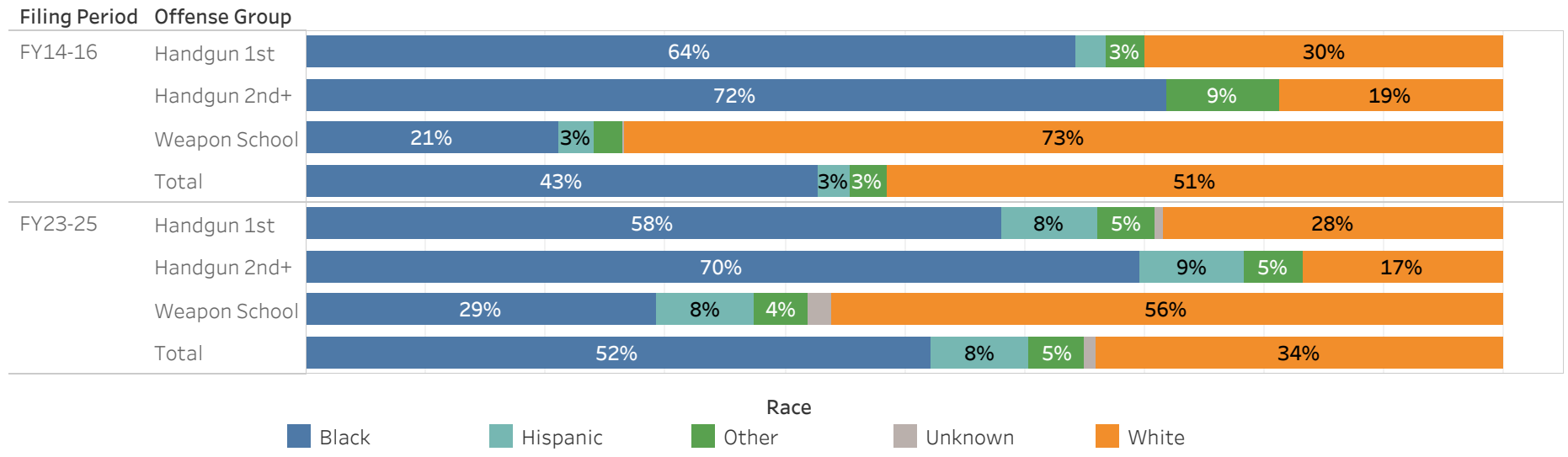


ADMINISTRATIVE OFFICE OF THE COURTS
Research and Statistics

25_CDW8003

Complaints Including Charges Under Current KRS 527.100 or 527.070
Filed or Closed FY 2014-2016 or FY 2023-2025 STATEWIDE

Counts of Charges in Complaints Filed FY 2014-2016 or FY 2023-2025



Filing Period / Offense Group								
Race/Ethnicity	FY14-16				FY23-25			
	Handgun 1st	Handgun 2nd+	Weapon School	Total	Handgun 1st	Handgun 2nd+	Weapon School	Total
Black	278	23	99	400	688	112	125	925
Hispanic	11		14	25	95	14	35	144
Other	14	3	11	28	57	8	19	84
Unknown			1	1	8		9	17
White	130	6	345	481	337	27	240	604
Grand Total	433	32	470	935	1,185	161	428	1,774

Statistical Analysis Considerations

* Data provided from the Court Designated Workers Case Management System.

* A single complaint may contain one or more charges. Reported complaints may include other charges of offenses not included in this report.

* A single youth may have multiple complaints within a period of time.

* This report is limited to charges related to KRS 527.070 and the current version of 527.100. Other weapon possession offenses are not included.

Run Date:
9/19/2025
Page 4 of 21

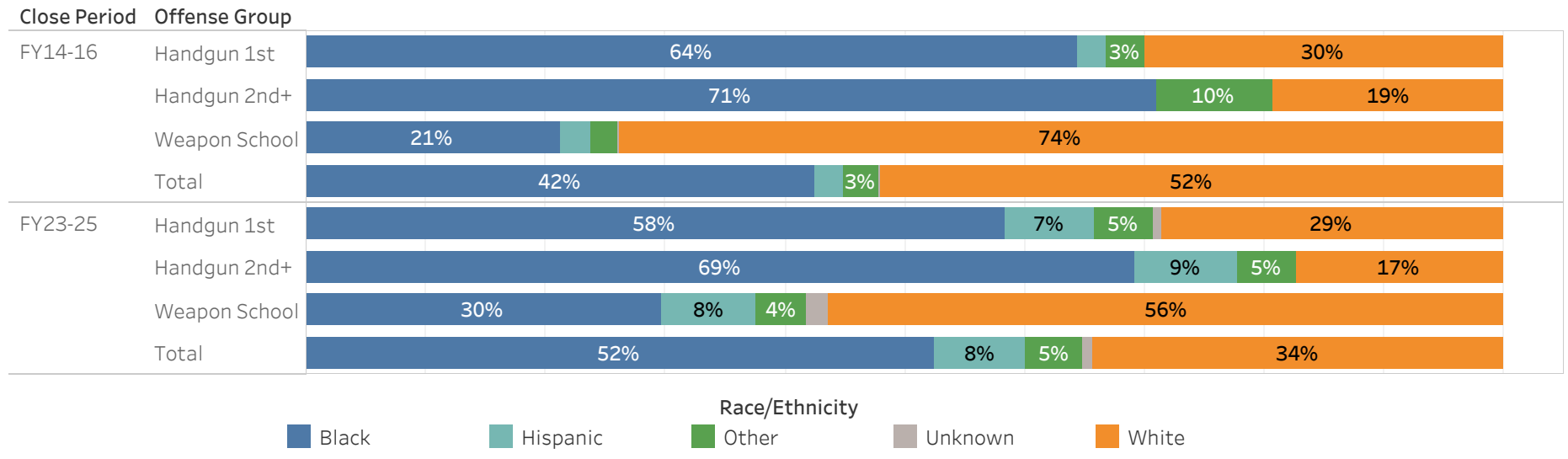


ADMINISTRATIVE OFFICE OF THE COURTS Research and Statistics

25_CDW8003

Complaints Including Charges Under Current KRS 527.100 or 527.070 Filed or Closed FY 2014-2016 or FY 2023-2025 STATEWIDE

Counts of Charges in Complaints Closed FY 2014-2016 or FY 2023-2025



Close Period / Offense Group								
Race/Ethnicity	FY14-16				FY23-25			
	Handgun 1st	Handgun 2nd+	Weapon School	Total	Handgun 1st	Handgun 2nd+	Weapon School	Total
Black	273	22	101	396	689	112	129	930
Hispanic	10		12	22	88	14	34	136
Other	14	3	11	28	58	8	18	84
Unknown			1	1	8		8	16
White	127	6	352	485	337	28	245	610
Grand Total	424	31	477	932	1,180	162	434	1,776

Statistical Analysis Considerations

* Data provided from the Court Designated Workers Case Management System.

* A single complaint may contain one or more charges. Reported complaints may include other charges of offenses not included in this report.

* A single youth may have multiple complaints within a period of time.

* This report is limited to charges related to KRS 527.070 and the current version of 527.100. Other weapon possession offenses are not included.

Run Date:
9/19/2025
Page 5 of 21

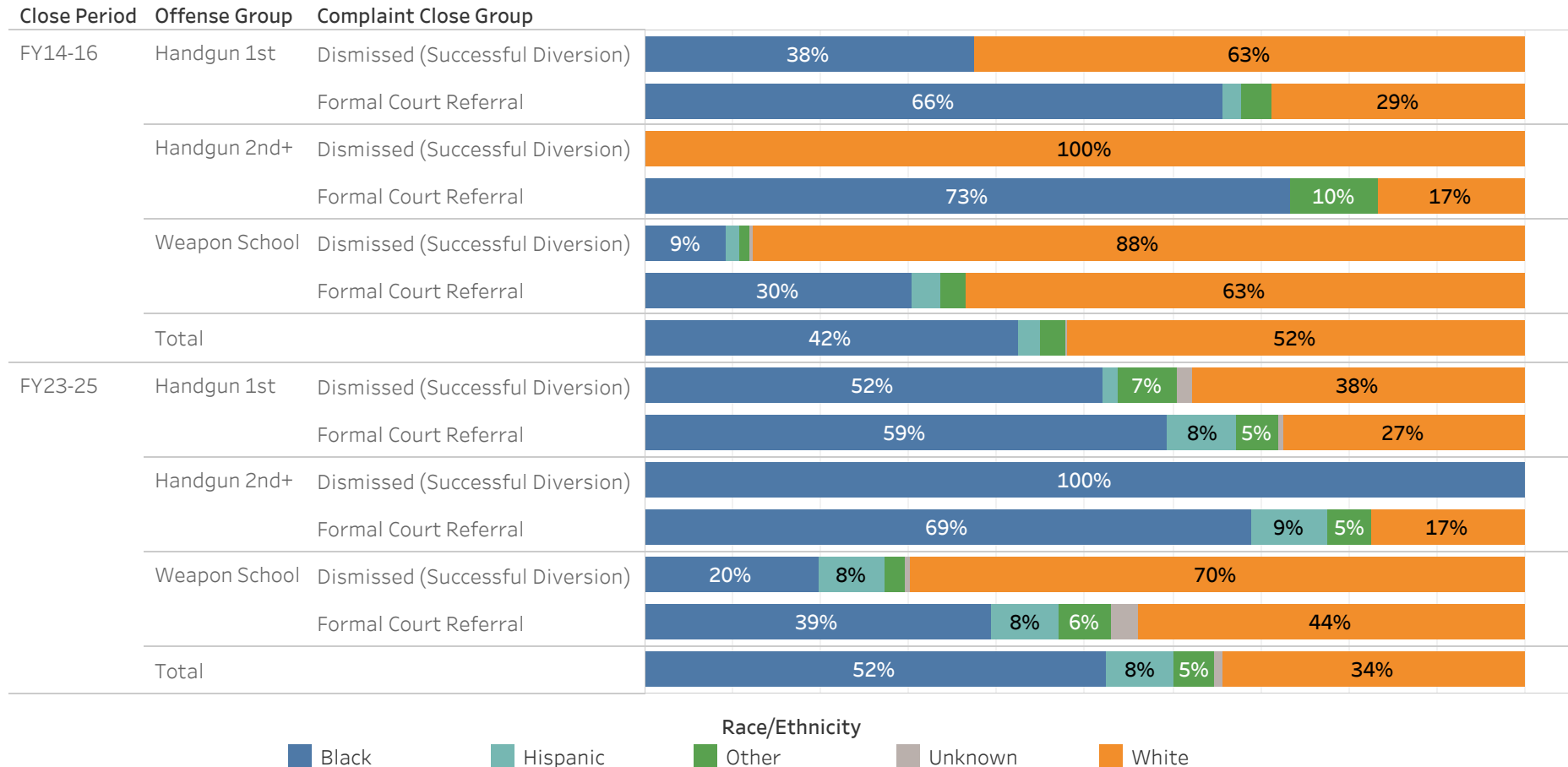


ADMINISTRATIVE OFFICE OF THE COURTS
Research and Statistics

25_CDW8003

Complaints Including Charges Under Current KRS 527.100 or 527.070
Filed or Closed FY 2014-2016 or FY 2023-2025 STATEWIDE

Counts of Charges in Complaints Closed FY 2014-2016 or FY 2023-2025
Formal Court Referral and Successful Diversion Only



Statistical Analysis Considerations

* Data provided from the Court Designated Workers Case Management System.

* A single complaint may contain one or more charges. Reported complaints may include other charges of offenses not included in this report.

* A single youth may have multiple complaints within a period of time.

* This report is limited to charges related to KRS 527.070 and the current version of 527.100. Other weapon possession offenses are not included.

Run Date:
9/19/2025
Page 6 of 21



ADMINISTRATIVE OFFICE OF THE COURTS
Research and Statistics

25_CDW8003

Complaints Including Charges Under Current KRS 527.100 or 527.070
Filed or Closed FY 2014-2016 or FY 2023-2025 STATEWIDE

Counts of Charges in Complaints Closed FY 2014-2016 or FY 2023-2025

Close Period	Offense Group	Complaint Close Group	Race/Ethnicity				Total
			Black	Hispanic	Other	Unknown	
FY14-16	Handgun 1st	Dismissed (Successful Diversion)	6			10	16
		Dismissed (Other)	2	1		1	4
		Formal Court Referral	265	9	14	116	404
	Handgun 2nd+	Dismissed (Successful Diversion)				1	1
		Formal Court Referral	22		3	5	30
	Weapon School	Dismissed (Successful Diversion)	18	3	2	1	194
		Dismissed (Other)	1		1	10	12
		Formal Court Referral	82	9	8	172	271
	Total		396	22	28	1	485
							932
FY23-25	Handgun 1st	Dismissed (Successful Diversion)	62	2	8	2	119
		Dismissed (Other)	11	3	1	7	22
		Formal Court Referral	616	83	49	6	1,039
	Handgun 2nd+	Dismissed (Successful Diversion)	1				1
		Formal Court Referral	111	14	8	28	161
	Weapon School	Dismissed (Successful Diversion)	34	13	4	1	172
		Dismissed (Other)	3	3		22	28
		Formal Court Referral	92	18	14	7	234
	Total		930	136	84	16	610
							1,776

Statistical Analysis Considerations

* Data provided from the Court Designated Workers Case Management System.

* A single complaint may contain one or more charges. Reported complaints may include other charges of offenses not included in this report.

* A single youth may have multiple complaints within a period of time.

* This report is limited to charges related to KRS 527.070 and the current version of 527.100. Other weapon possession offenses are not included.

Run Date:
9/19/2025
Page 7 of 21

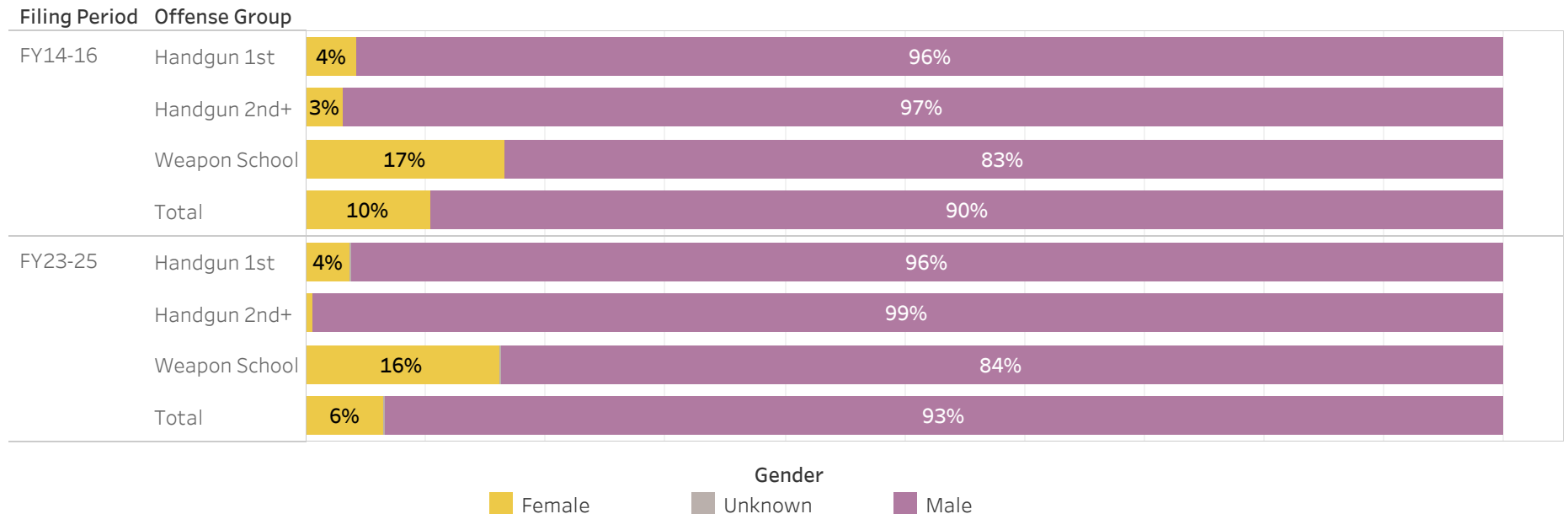


ADMINISTRATIVE OFFICE OF THE COURTS
Research and Statistics

25_CDW8003

Complaints Including Charges Under Current KRS 527.100 or 527.070
Filed or Closed FY 2014-2016 or FY 2023-2025 STATEWIDE

Counts of Charges in Complaints Filed FY 2014-2016 or FY 2023-2025



Filing Period / Offense Group								
Gender	FY14-16				FY23-25			
	Handgun 1st	Handgun 2nd+	Weapon School	Total	Handgun 1st	Handgun 2nd+	Weapon School	Total
Female	18	1	78	97	44	1	69	114
Male	415	31	392	838	1,140	160	358	1,658
Unknown					1		1	2
Grand Total	433	32	470	935	1,185	161	428	1,774

Statistical Analysis Considerations

* Data provided from the Court Designated Workers Case Management System.

* A single complaint may contain one or more charges. Reported complaints may include other charges of offenses not included in this report.

* A single youth may have multiple complaints within a period of time.

* This report is limited to charges related to KRS 527.070 and the current version of 527.100. Other weapon possession offenses are not included.

Run Date:
9/19/2025
Page 8 of 21

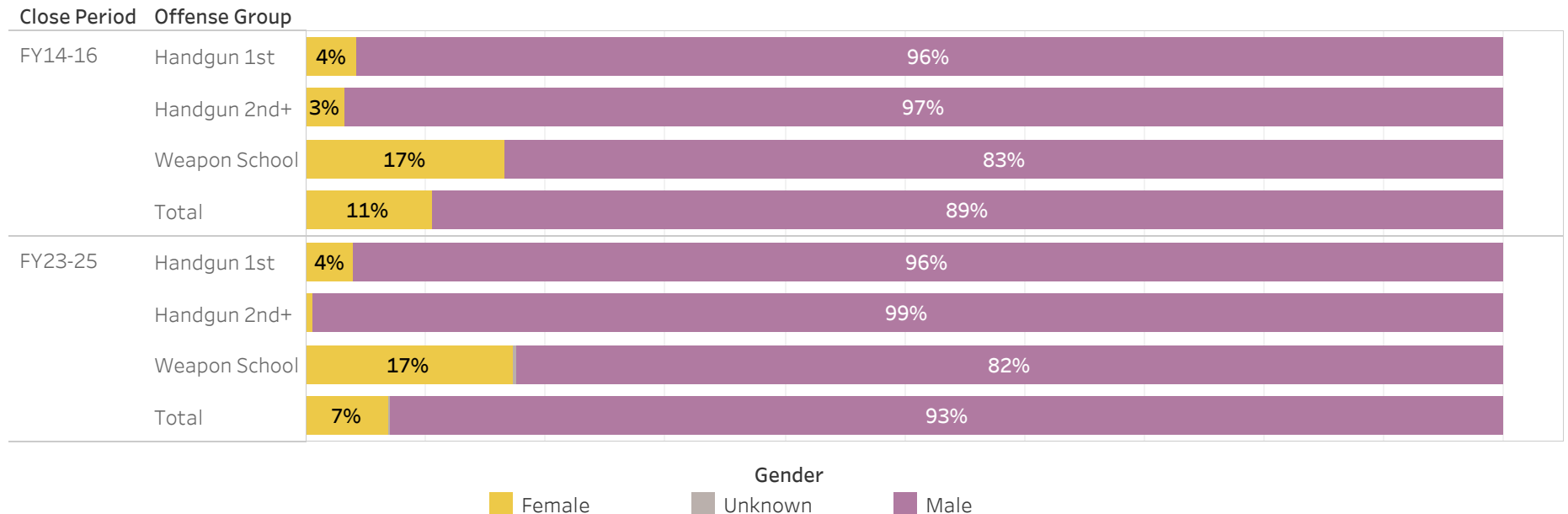


ADMINISTRATIVE OFFICE OF THE COURTS
Research and Statistics

25_CDW8003

Complaints Including Charges Under Current KRS 527.100 or 527.070
Filed or Closed FY 2014-2016 or FY 2023-2025 STATEWIDE

Counts of Charges in Complaints Closed FY 2014-2016 or FY 2023-2025



Close Period / Offense Group								
Gender	FY14-16				FY23-25			
	Handgun 1st	Handgun 2nd+	Weapon School	Total	Handgun 1st	Handgun 2nd+	Weapon School	Total
Female	18	1	79	98	46	1	75	122
Male	406	30	398	834	1,133	161	358	1,652
Unknown					1		1	2
Grand Total	424	31	477	932	1,180	162	434	1,776

Statistical Analysis Considerations

* Data provided from the Court Designated Workers Case Management System.

* A single complaint may contain one or more charges. Reported complaints may include other charges of offenses not included in this report.

* A single youth may have multiple complaints within a period of time.

* This report is limited to charges related to KRS 527.070 and the current version of 527.100. Other weapon possession offenses are not included.

Run Date:
9/19/2025
Page 9 of 21

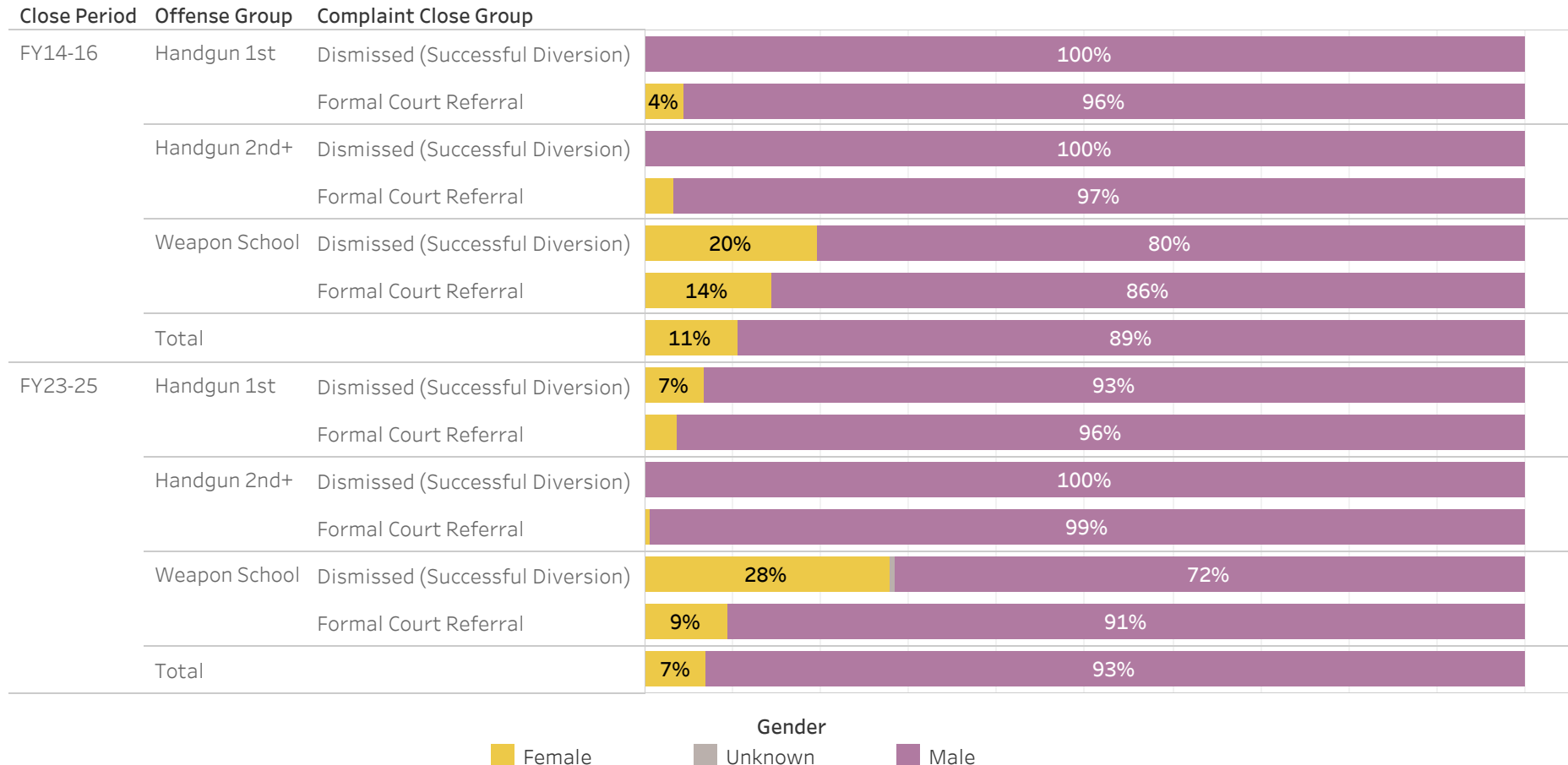


ADMINISTRATIVE OFFICE OF THE COURTS
Research and Statistics

25_CDW8003

Complaints Including Charges Under Current KRS 527.100 or 527.070
Filed or Closed FY 2014-2016 or FY 2023-2025 STATEWIDE

Counts of Charges in Complaints Closed FY 2014-2016 or FY 2023-2025
Formal Court Referral and Successful Diversion Only



Statistical Analysis Considerations

* Data provided from the Court Designated Workers Case Management System.

* A single complaint may contain one or more charges. Reported complaints may include other charges of offenses not included in this report.

* A single youth may have multiple complaints within a period of time.

* This report is limited to charges related to KRS 527.070 and the current version of 527.100. Other weapon possession offenses are not included.

Run Date:
9/19/2025
Page 10 of 21



ADMINISTRATIVE OFFICE OF THE COURTS Research and Statistics

25_CDW8003

Complaints Including Charges Under Current KRS 527.100 or 527.070 Filed or Closed FY 2014-2016 or FY 2023-2025 STATEWIDE

Counts of Charges in Complaints Closed FY 2014-2016 or FY 2023-2025

Close Period	Offense Group	Complaint Close Group	Gender			Grand Total
			Female	Male	Unknown	
FY14-16	Handgun 1st	Dismissed (Successful Diversion)		16		16
		Dismissed (Other)		4		4
		Formal Court Referral	18	386		404
	Handgun 2nd+	Dismissed (Successful Diversion)		1		1
		Formal Court Referral	1	29		30
	Weapon School	Dismissed (Successful Diversion)	38	156		194
		Dismissed (Other)	2	10		12
		Formal Court Referral	39	232		271
	Total		98	834		932
FY23-25	Handgun 1st	Dismissed (Successful Diversion)	8	111		119
		Dismissed (Other)	1	21		22
		Formal Court Referral	37	1,001	1	1,039
	Handgun 2nd+	Dismissed (Successful Diversion)		1		1
		Formal Court Referral	1	160		161
	Weapon School	Dismissed (Successful Diversion)	48	123	1	172
		Dismissed (Other)	5	23		28
		Formal Court Referral	22	212		234
	Total		122	1,652	2	1,776

Statistical Analysis Considerations

* Data provided from the Court Designated Workers Case Management System.

* A single complaint may contain one or more charges. Reported complaints may include other charges of offenses not included in this report.

* A single youth may have multiple complaints within a period of time.

* This report is limited to charges related to KRS 527.070 and the current version of 527.100. Other weapon possession offenses are not included.

Run Date:
9/19/2025
Page 11 of 21



ADMINISTRATIVE OFFICE OF THE COURTS
Research and Statistics

25_CDW8003

Complaints Including Charges Under Current KRS 527.100 or 527.070
Filed or Closed FY 2014-2016 or FY 2023-2025 STATEWIDE

Counts of Charges in Complaints Filed FY 2014-2016 or FY 2023-2025

Age at Complaint Filing	Filing Period / Offense Group							
	FY14-16				FY23-25			
	Handgun 1st	Handgun 2nd+	Weapon School	Total	Handgun 1st	Handgun 2nd+	Weapon School	Total
Under 10	1		5	6	1		5	6
10			2	2	1		9	10
11	3		22	25	5		25	30
12	4		35	39	8	1	48	57
13	7		73	80	50	3	65	118
14	43	1	89	133	125	9	57	191
15	65	10	89	164	208	30	76	314
16	108	11	73	192	357	53	73	483
17	196	10	79	285	414	65	66	545
18	4		1	5	13		4	17
Missing / Unknown	2		2	4	3			3
Grand Total	433	32	470	935	1,185	161	428	1,774

Statistical Analysis Considerations

* Data provided from the Court Designated Workers Case Management System.

* A single complaint may contain one or more charges. Reported complaints may include other charges of offenses not included in this report.

* A single youth may have multiple complaints within a period of time.

* This report is limited to charges related to KRS 527.070 and the current version of 527.100. Other weapon possession offenses are not included.

Run Date:
 9/19/2025
 Page 12 of 21



ADMINISTRATIVE OFFICE OF THE COURTS
Research and Statistics

25_CDW8003

Complaints Including Charges Under Current KRS 527.100 or 527.070
Filed or Closed FY 2014-2016 or FY 2023-2025 STATEWIDE

Counts of Charges in Complaints Closed FY 2014-2016 or FY 2023-2025

Age at Complaint Filing	Close Period / Offense Group							
	FY14-16				FY23-25			
	Handgun 1st	Handgun 2nd+	Weapon School	Total	Handgun 1st	Handgun 2nd+	Weapon School	Total
Under 10	1		5	6	1		4	5
10			2	2	1		8	9
11	3		24	27	5		26	31
12	4		37	41	8	1	47	56
13	6		78	84	51	3	65	119
14	42	1	90	133	124	9	62	195
15	63	9	86	158	213	30	78	321
16	105	11	76	192	351	53	73	477
17	194	10	76	280	410	66	67	543
18	4		1	5	14		4	18
Missing / Unknown	2		2	4	2			2
Grand Total	424	31	477	932	1,180	162	434	1,776

Statistical Analysis Considerations

* Data provided from the Court Designated Workers Case Management System.

* A single complaint may contain one or more charges. Reported complaints may include other charges of offenses not included in this report.

* A single youth may have multiple complaints within a period of time.

* This report is limited to charges related to KRS 527.070 and the current version of 527.100. Other weapon possession offenses are not included.

Run Date:
9/19/2025
Page 13 of 21



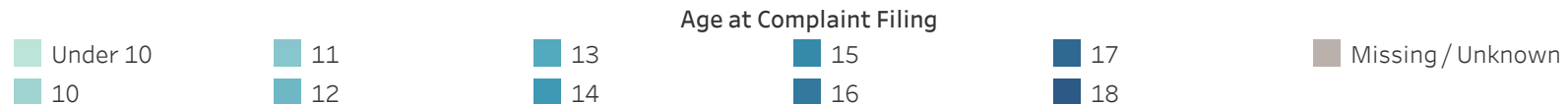
ADMINISTRATIVE OFFICE OF THE COURTS
Research and Statistics

25_CDW8003

Complaints Including Charges Under Current KRS 527.100 or 527.070
Filed or Closed FY 2014-2016 or FY 2023-2025 STATEWIDE

Counts of Charges in Complaints Closed FY 2014-2016 or FY 2023-2025
Formal Court Referral and Successful Diversion Only

Close Period	Offense Group	Complaint Close Group										
FY14-16	Handgun 1st	Dismissed (Successful Diversion)	6%	13%	25%	31%	25%					
		Formal Court Referral	10%	14%	25%	47%						
	Handgun 2nd+	Dismissed (Successful Diversion)	100%									
		Formal Court Referral	30%	33%	33%							
	Weapon School	Dismissed (Successful Diversion)	6%	10%	22%	16%	19%	11%	13%			
		Formal Court Referral	4%	6%	13%	21%	18%	19%	18%			
	Total		4%	9%	14%	17%	21%	30%				
FY23-25	Handgun 1st	Dismissed (Successful Diversion)	10%	15%	29%	42%						
		Formal Court Referral	5%	10%	19%	30%	34%					
	Handgun 2nd+	Dismissed (Successful Diversion)	100%									
		Formal Court Referral	5%	19%	33%	41%						
	Weapon School	Dismissed (Successful Diversion)	8%	16%	20%	15%	15%	12%	14%			
		Formal Court Referral	7%	12%	15%	22%	21%	16%				
	Total		7%	11%	18%	27%	31%					



Statistical Analysis Considerations

* Data provided from the Court Designated Workers Case Management System.

* A single complaint may contain one or more charges. Reported complaints may include other charges of offenses not included in this report.

* A single youth may have multiple complaints within a period of time.

* This report is limited to charges related to KRS 527.070 and the current version of 527.100. Other weapon possession offenses are not included.

Run Date:
9/19/2025
Page 14 of 21



ADMINISTRATIVE OFFICE OF THE COURTS
Research and Statistics

25_CDW8003

Complaints Including Charges Under Current KRS 527.100 or 527.070
Filed or Closed FY 2014-2016 or FY 2023-2025 STATEWIDE

Counts of Charges in Complaints Closed FY 2014-2016 or FY 2023-2025

Close Period	Offense Group	Complaint Close Group	Age at Complaint Filing										Missing / Unknown	Grand Total
			Under 10	10	11	12	13	14	15	16	17	18		
FY14-16	Handgun 1st	Dismissed (Successful Diversion)			1			2	4	5	4			16
		Dismissed (Other)							1	1	1	1		4
		Formal Court Referral	1		2	4	6	40	58	99	189	3	2	404
	Handgun 2nd+	Dismissed (Successful Diversion)								1				1
		Formal Court Referral						1	9	10	10			30
	Weapon School	Dismissed (Successful Diversion)	3	1	12	19	43	32	36	22	26			194
		Dismissed (Other)		1	2	1	1	1	1	3	1	1		12
		Formal Court Referral	2		10	17	34	57	49	51	49		2	271
	Total		6	2	27	41	84	133	158	192	280	5	4	932
FY23-25	Handgun 1st	Dismissed (Successful Diversion)				1	4	12	18	34	50			119
		Dismissed (Other)						4	2	9	6		1	22
		Formal Court Referral	1	1	5	7	47	108	193	308	354	14	1	1,039
	Handgun 2nd+	Dismissed (Successful Diversion)						1						1
		Formal Court Referral				1	3	8	30	53	66			161
	Weapon School	Dismissed (Successful Diversion)	1	2	13	27	34	26	25	20	24			172
		Dismissed (Other)	1	2	6	3	3	2	2	3	5	1		28
		Formal Court Referral	2	4	7	17	28	34	51	50	38	3		234
	Total		5	9	31	56	119	195	321	477	543	18	2	1,776

Statistical Analysis Considerations

* Data provided from the Court Designated Workers Case Management System.

* A single complaint may contain one or more charges. Reported complaints may include other charges of offenses not included in this report.

* A single youth may have multiple complaints within a period of time.

* This report is limited to charges related to KRS 527.070 and the current version of 527.100. Other weapon possession offenses are not included.

Run Date:

9/19/2025

Page 15 of 21



ADMINISTRATIVE OFFICE OF THE COURTS
Research and Statistics

25_CDW8003

Complaints Including Charges Under Current KRS 527.100 or 527.070
Filed or Closed FY 2014-2016 or FY 2023-2025 STATEWIDE

Counts of Charges in Complaints Filed FY 2014-2016 or FY 2023-2025

Table Page 1 of 3

Complaint County	FY14-16				FY23-25			
	Filing Period / Offense Group			Total	Filing Period / Offense Group			Total
	Handgun 1st	Handgun 2nd+	Weapon School		Handgun 1st	Handgun 2nd+	Weapon School	
ADAIR			3	3	1		2	3
ALLEN			3	3			1	1
ANDERSON			4	4			3	3
BALLARD			1	1				
BARREN			6	6	6		3	9
BATH			1	1	3			3
BELL	4		6	10	2		1	3
BOONE	5		28	33	25		10	35
BOURBON	2		2	4	6	1	4	11
BOYD			1	1	3			3
BOYLE			1	1	1			1
BRACKEN			2	2				
BREATHITT							2	2
BRECKINRIDGE			3	3	1		2	3
BULLITT	11	1	6	18	19	2	2	23
BUTLER			4	4	2			2
CALDWELL							2	2
CALLOWAY	2			2	4		2	6
CAMPBELL	2		10	12	30	1		31
CARROLL	1		2	3			1	1
CARTER			1	1				
CHRISTIAN	8		16	24	49	9	4	62
CLARK	1		1	2	5	1	4	10
CLAY							2	2
CLINTON			2	2			1	1
CRITTENDEN	1			1			2	2
DAVIESS	11		6	17	54	11	10	75
EDMONSON			1	1				
ELLIOTT			1	1	2		1	3
ESTILL			12	12	1		1	2
FAYETTE	35	3	21	59	138	43	31	212
FLEMING							1	1
FLOYD			2	2			1	1
FRANKLIN	5		3	8	15		8	23
FULTON			1	1	2			2
GALLATIN					1		1	2
GARRARD			1	1	1		1	2

Statistical Analysis Considerations

- * Data provided from the Court Designated Workers Case Management System.
- * A single complaint may contain one or more charges. Reported complaints may include other charges of offenses not included in this report.
- * A single youth may have multiple complaints within a period of time.
- * This report is limited to charges related to KRS 527.070 and the current version of 527.100. Other weapon possession offenses are not included.
- * Counties not listed had no applicable charges open/closed within the report period.

Run Date:
9/19/2025
Page 16 of 21



ADMINISTRATIVE OFFICE OF THE COURTS
Research and Statistics

25_CDW8003

Complaints Including Charges Under Current KRS 527.100 or 527.070
Filed or Closed FY 2014-2016 or FY 2023-2025 STATEWIDE

Counts of Charges in Complaints Filed FY 2014-2016 or FY 2023-2025

Table Page 2 of 3

Filing Period / Offense Group

Complaint County	FY14-16				FY23-25			
	Handgun 1st	Handgun 2nd+	Weapon School	Total	Handgun 1st	Handgun 2nd+	Weapon School	Total
GRANT			4	4	2		1	3
GRAVES	2		5	7	7		2	9
GRAYSON	1		2	3	1		1	2
GREEN			3	3	1			1
GREENUP			2	2	2		4	6
HANCOCK	1			1	2		1	3
HARDIN	11		9	20	28	4	24	56
HARLAN	3	2	2	7	2		3	5
HARRISON	1			1	7		1	8
HART							5	5
HENDERSON	5		14	19	41	2	4	47
HENRY			1	1			5	5
HICKMAN					1			1
HOPKINS	4		3	7	8	1	6	15
JEFFERSON	253	22	95	370	524	67	93	684
JESSAMINE	6		3	9	8	1	1	10
JOHNSON			1	1			3	3
KENTON	12	1	5	18	36	5	20	61
KNOTT			1	1			1	1
KNOX	1		5	6	2		2	4
LARUE			15	15	3		2	5
LAUREL	1		2	3	3		16	19
LAWRENCE							1	1
LEWIS	1		1	2			2	2
LINCOLN	2		8	10	1		5	6
LIVINGSTON			3	3	1		2	3
LOGAN	2		2	4	2		4	6
LYON							1	1
MADISON	1		2	3	8		8	16
MARION	4		4	8				
MARSHALL					1			1
MARTIN							1	1
MASON			1	1	1		2	3
MCCRACKEN	7	1	1	9	16		3	19
MCCREARY			5	5	1		1	2

Statistical Analysis Considerations

* Data provided from the Court Designated Workers Case Management System.

* A single complaint may contain one or more charges. Reported complaints may include other charges of offenses not included in this report.

* A single youth may have multiple complaints within a period of time.

* This report is limited to charges related to KRS 527.070 and the current version of 527.100. Other weapon possession offenses are not included.

* Counties not listed had no applicable charges open/closed within the report period.

Run Date:
9/19/2025
Page 17 of 21



ADMINISTRATIVE OFFICE OF THE COURTS
Research and Statistics

25_CDW8003

Complaints Including Charges Under Current KRS 527.100 or 527.070
Filed or Closed FY 2014-2016 or FY 2023-2025 STATEWIDE

Counts of Charges in Complaints Filed FY 2014-2016 or FY 2023-2025

Table Page 3 of 3

Complaint County	FY14-16				FY23-25			
	Filing Period / Offense Group			Total	Filing Period / Offense Group			Total
	Handgun 1st	Handgun 2nd+	Weapon School		Handgun 1st	Handgun 2nd+	Weapon School	
MCLEAN			1	1	1		1	2
MEADE			8	8			9	9
MERCER	3		5	8	2			2
METCALFE			1	1	1			1
MONROE					1		1	2
MONTGOMERY		1	5	6	1		2	3
MORGAN			1	1	2			2
MUHLENBERG			5	5	2		3	5
NELSON	2		2	4	10	1	2	13
OHIO	3		2	5	4	1	4	9
OLDHAM	1		2	3	4	1	4	9
OWEN			3	3			4	4
OWSLEY	1			1				
PENDLETON	1		3	4	1		3	4
PERRY			1	1	3	1		4
PIKE			4	4	2		2	4
POWELL	1		2	3	1		1	2
PULASKI			9	9	6		12	18
ROBERTSON			1	1				
ROCKCASTLE							2	2
ROWAN			2	2	1		3	4
RUSSELL						1	1	2
SCOTT	2		11	13	8	5	5	18
SHELBY	9		11	20	14	1	4	19
SIMPSON			1	1	6		3	9
SPENCER			1	1	2			2
TAYLOR			3	3	1		1	2
TODD					4		3	7
TRIGG	1			1	2			2
TRIMBLE			5	5				
UNION					3			3
WARREN	2	1	8	11	17	2	13	32
WASHINGTON	1		1	2			1	1
WAYNE			8	8	1		1	2
WHITLEY			2	2	1		9	10
WOLFE			3	3	1		2	3
WOODFORD			9	9	3		4	7
Grand Total	433	32	470	935	1,185	161	428	1,774

Statistical Analysis Considerations

- * Data provided from the Court Designated Workers Case Management System.
- * A single complaint may contain one or more charges. Reported complaints may include other charges of offenses not included in this report.
- * A single youth may have multiple complaints within a period of time.
- * This report is limited to charges related to KRS 527.070 and the current version of 527.100. Other weapon possession offenses are not included.
- * Counties not listed had no applicable charges open/closed within the report period.

Run Date:
9/19/2025
Page 18 of 21



ADMINISTRATIVE OFFICE OF THE COURTS
Research and Statistics

25_CDW8003

Complaints Including Charges Under Current KRS 527.100 or 527.070
Filed or Closed FY 2014-2016 or FY 2023-2025 STATEWIDE

Counts of Charges in Complaints Filed FY 2014-2016 or FY 2023-2025

Table Page 1 of 3

Complaint County	Close Period / Offense Group							
	FY14-16		Weapon School	Total	FY23-25		Weapon School	Total
	Handgun 1st	Handgun 2nd+			Handgun 1st	Handgun 2nd+		
ADAIR			2	2	1		2	3
ALLEN			2	2			1	1
ANDERSON			4	4			3	3
BALLARD			1	1				
BARREN			6	6	6		4	10
BATH			1	1	1			1
BELL	3		6	9	3		1	4
BOONE	5		33	38	26		16	42
BOURBON	2		2	4	7	1	3	11
BOYD			1	1	3			3
BOYLE			1	1	1			1
BRACKEN			2	2				
BREATHITT							2	2
BRECKINRIDGE			3	3	1		2	3
BULLITT	11	1	6	18	20	2	4	26
BUTLER			3	3	2			2
CALDWELL							1	1
CALLOWAY	2			2	4		2	6
CAMPBELL	1		7	8	29	1		30
CARROLL	1		2	3			2	2
CARTER			1	1				
CHRISTIAN	8		18	26	48	9	4	61
CLARK	1		2	3	6	1	4	11
CLAY							1	1
CLINTON			2	2			1	1
CRITTENDEN	1			1			2	2
DAVIESS	11		6	17	53	11	9	73
EDMONSON			1	1				
ELLIOTT			1	1	2		1	3
ESTILL			13	13	1		1	2
FAYETTE	37	3	19	59	143	43	30	216
FLEMING							1	1
FLOYD			2	2			1	1
FRANKLIN	5		3	8	14		8	22
FULTON			1	1	2			2
GALLATIN					1		1	2
GARRARD			1	1	1		1	2

Statistical Analysis Considerations

- * Data provided from the Court Designated Workers Case Management System.
- * A single complaint may contain one or more charges. Reported complaints may include other charges of offenses not included in this report.
- * A single youth may have multiple complaints within a period of time.
- * This report is limited to charges related to KRS 527.070 and the current version of 527.100. Other weapon possession offenses are not included.
- * Counties not listed had no applicable charges open/closed within the report period.

Run Date:
9/19/2025
Page 19 of 21



ADMINISTRATIVE OFFICE OF THE COURTS
Research and Statistics

25_CDW8003

Complaints Including Charges Under Current KRS 527.100 or 527.070
Filed or Closed FY 2014-2016 or FY 2023-2025 STATEWIDE

Counts of Charges in Complaints Filed FY 2014-2016 or FY 2023-2025

Table Page 2 of 3

Complaint County	FY14-16				FY23-25			
	Handgun 1st	Handgun 2nd+	Weapon School	Total	Handgun 1st	Handgun 2nd+	Weapon School	Total
GRANT			5	5	2		2	4
GRAVES	2		5	7	6		4	10
GRAYSON	1		1	2	1		1	2
GREEN			2	2	1		1	2
GREENUP			1	1	2		4	6
HANCOCK					2		1	3
HARDIN	11		7	18	29	4	25	58
HARLAN	3	2	2	7	2		3	5
HARRISON	1			1	7		1	8
HART							5	5
HENDERSON	5		14	19	42	1	4	47
HENRY							3	3
HICKMAN					1			1
HOPKINS	4		3	7	6	1	8	15
JEFFERSON	246	21	99	366	519	69	92	680
JESSAMINE	6		3	9	8	1	1	10
JOHNSON			1	1			3	3
KENTON	12	1	7	20	35	5	19	59
KNOTT			1	1			1	1
KNOX	1		5	6	2		1	3
LARUE			15	15	3		1	4
LAUREL	1		1	2	3		14	17
LEWIS	1		1	2			2	2
LINCOLN	2		8	10	1		4	5
LIVINGSTON			3	3	1		2	3
LOGAN	2		2	4	2		6	8
LYON							1	1
MADISON	1		3	4	8		8	16
MAGOFFIN			1	1				
MARION	4		4	8				
MARSHALL					1			1
MARTIN							1	1
MASON			1	1	1		2	3
MCCRACKEN	7	1	1	9	16		4	20
MCCREARY			6	6	1		1	2

Statistical Analysis Considerations

- * Data provided from the Court Designated Workers Case Management System.
- * A single complaint may contain one or more charges. Reported complaints may include other charges of offenses not included in this report.
- * A single youth may have multiple complaints within a period of time.
- * This report is limited to charges related to KRS 527.070 and the current version of 527.100. Other weapon possession offenses are not included.
- * Counties not listed had no applicable charges open/closed within the report period.

Run Date:
9/19/2025
Page 20 of 21



ADMINISTRATIVE OFFICE OF THE COURTS
Research and Statistics

25_CDW8003

Complaints Including Charges Under Current KRS 527.100 or 527.070
Filed or Closed FY 2014-2016 or FY 2023-2025 STATEWIDE

Counts of Charges in Complaints Filed FY 2014-2016 or FY 2023-2025

Table Page 3 of 3

Complaint County	FY14-16				FY23-25			
	Handgun 1st	Handgun 2nd+	Weapon School	Total	Handgun 1st	Handgun 2nd+	Weapon School	Total
MCLEAN			3	3	1		1	2
MEADE			7	7			8	8
MENIFEE							1	1
MERCER	2		4	6	2		1	3
METCALFE			1	1	1			1
MONROE					1		1	2
MONTGOMERY		1	5	6	1		2	3
MORGAN			1	1	2		1	3
MUHLENBERG			5	5	2		3	5
NELSON	2		2	4	10	1	2	13
OHIO	3		2	5	4	1	4	9
OLDHAM	1		2	3	4	1	4	9
OWEN			3	3			4	4
OWSLEY	1			1				
PENDLETON	1		3	4	1		4	5
PERRY			1	1	3	1		4
PIKE			4	4	2		2	4
POWELL	1		2	3	1		1	2
PULASKI			9	9	6		12	18
ROBERTSON			1	1				
ROCKCASTLE							2	2
ROWAN			3	3	1		3	4
RUSSELL						1	1	2
SCOTT	2		15	17	8	5	4	17
SHELBY	9		9	18	11	1	4	16
SIMPSON			2	2	6		3	9
SPENCER			1	1	2			2
TAYLOR			4	4	1		1	2
TODD					5		3	8
TRIGG	1			1	2			2
TRIMBLE			5	5				
UNION					3			3
WARREN	2	1	8	11	17	2	13	32
WASHINGTON	1		1	2				
WAYNE			6	6	1		1	2
WHITLEY			2	2	1		9	10
WOLFE			3	3	1		2	3
WOODFORD			9	9	3		4	7
Grand Total	424	31	477	932	1,180	162	434	1,776

Statistical Analysis Considerations

- * Data provided from the Court Designated Workers Case Management System.
- * A single complaint may contain one or more charges. Reported complaints may include other charges of offenses not included in this report.
- * A single youth may have multiple complaints within a period of time.
- * This report is limited to charges related to KRS 527.070 and the current version of 527.100. Other weapon possession offenses are not included.
- * Counties not listed had no applicable charges open/closed within the report period.

Run Date:
9/19/2025
Page 21 of 21