



The Department of Information and Technology Services
Research and Statistics
1001 Vandalay Drive
Frankfort, KY 40601
(502) 573-2350

STATUS CASES DISPOSED 7/1/2021 – 6/30/2025 BY DISPOSITION STATEWIDE

-CONTEMPT OFFENSES WITHIN THOSE CASES BY DISPOSITION-

August 22, 2025

By

Tammy Manley (*Data Analysis Specialist*)
Lyn Guarnieri (*Research and Statistics Team Lead*)

Statistics Request Overall Description

On July 22, 2025, a request was made to Research and Statistics for the number of juvenile status cases disposed fiscal years (FY) 2022-2025, statewide. Including the disposition type of the status offenses/contempt offenses within those cases disposed.

CourtNet, the statewide database of court cases, was queried twice: first for juvenile status offenses within the Status Case Category, with cases disposed between 7/1/2021 and 6/30/2025 (statewide). A second query was then conducted for Contempt offenses within those cases. *Note:* The Case Disposition Date is the first date on which all charges in a case have a disposition, including temporary dispositions (if any). The case disposition date is not supposed to change once entered, even if a disposition is later updated.

The following UOR codes were included in each of the queries:

Juvenile Status Offenses:

UOR	KRS	Description
0021210	244.085(2)	PERSON < 18 ENTER PREMISES TO PURCHASE ALCOHOL
0021230	244.085(2)	PERSON < 18 ASSIST MINOR PURCHASE ALCOHOL
0021250	244.085(2)	PERSON < 18 POSS/PURCH/ATT PURCH/HAVE ANOTHER PURCH ALCOHOL
0021270	244.085(3)	PERSON < 18 MISREPRESENTING AGE TO OBTAIN ALCOHOL
0021290	244.085(5)	*OBS* PERSON < 18 USE/ATT USE FALSE ID TO OBTAIN ALCOHOL
0021510	244.085(7)	PERSON < 18 ON PREM WHERE ALCOHOL SOLD BY PACKAGE
0022950	244.085(1)	PERSON < 18 ENTER PREMISES TO PURCHASE ALCOHOL
0028000	630.020(1)	RUNAWAY (STATUS OFFENDERS-UNIFIED JUVENILE CODE)
0028010	630.020(2)	BEYOND CONTROL (STATUS OFFENDERS-UNIFIED JUVENILE)
0028020	630.020(3)	HABITUAL TRUANT (STATUS OFFENDERS-UNIFIED JUV CODE)

Note: Eleven (11) tobacco offenses, classified as status offenses at the time the case was filed, were not included in the report.

Juvenile Status Offenses prior to 7/1/2020:

UOR	KRS	Description
0025840	438.350	*OBS* CONF BY LAW ENFC TOBACCO/ALT NIC/VAPOR POSS BY MINOR
0025850	438.350	*OBS* CONFISCATION BY LAW ENF OF TOBACCO IN USE/POSS OF <18

STATUS CASES DISPOSED 7/1/2021 – 6/30/2025 BY DISPOSITION STATEWIDE

-CONTEMPT OFFENSES WITHIN THOSE CASES BY DISPOSITION-

0025860	438.311	*OBS* UNLAWFUL ACT BY MINOR RE; PURCHASE OF TOBACCO/ 1ST OFF
0025870	438.311	*OBS* UNLAWFUL ACT BY MINOR RE: PURCHASE OF TOBACCO/2ND OFF>
0025960	438.311	MINOR PURCH/RECEIVE TOBACCO/ALT NIC/VAPOR PROD

Contempt Offenses:

UOR	KRS	Description
0026480	432.280	CONTEMPT OF COURT
0028340	600.060	CONTEMPT OF COURT (JUVENILE PUBLIC OFFENSE)
0028360	600.060	CONTEMPT OF COURT (JUVENILE STATUS OFFENSE)

Statistical Table 25_RS3122

Report 25_RS3122 presents cross-tabulations showing the statewide number of status charges in juvenile status cases disposed from FY 2022-2025, along with the distinct count of those cases. The report also includes information on contempt offenses within those cases.

Page 1 provides a cross-table (**Table 1**) of the charges and distinct case counts grouped by Jurisdiction (Circuit Family Court and District Court), UOR Description, and Charge Disposition Category.

Page 2 provides a cross-table (**Table 2**) of the charges and distinct case counts grouped by UOR Description and Charge Disposition Category.

Pages 3-4 provide a cross-table (**Table 3**) of the charges and distinct case counts grouped by FY of Case Disposition, UOR Description, and Charge Disposition Category.

Page 5 provides a horizontal bar chart (**Chart 1**) with the number of status charges for each FY of Case Disposition and Jurisdiction. Bars are split into multiple segments, each of which has a unique color assigned to represent a Charge Disposition Category. The cross-table (**Table 4**) provides the charges and distinct case counts grouped by Jurisdiction and Charge Disposition Category.

Page 6 provides a cross-table (**Table 5**) of the charges and distinct case counts grouped by FY of Case Disposition and Charge Disposition Category.

Page 7 provides a horizontal bar chart (**Chart 2**) showing the number of status cases by fiscal year of Case Disposition, with a unique color indicating the proportion of cases that include one or more contempt charges. The cross-table (**Table 6**) presents the same data in tabular form, along with the calculated percentage of cases involving contempt offenses.

Page 8 provides a horizontal bar chart (**Chart 3**) with the number of status charges by Jurisdiction. Bars are split into multiple segments, each of which has a unique color assigned to represent a charge disposition category. Provides a cross-table (**Table 7**) grouped by Jurisdiction (Circuit Family Court and District Court) and Charge Disposition Categories.

STATUS CASES DISPOSED 7/1/2021 – 6/30/2025 BY DISPOSITION STATEWIDE

-CONTEMPT OFFENSES WITHIN THOSE CASES BY DISPOSITION-

Statistical Table 25_RS3122

Page 9 provides a horizontal bar chart (**Chart 4**) with the number of status charges by FY of Case Disposition. Bars are split into multiple segments, each of which has a unique color assigned to represent a charge disposition category. Provides a cross-table (**Table 8**) grouped by FY of Case Disposition and Charge Disposition Categories.

Statistical Analysis Considerations:

- Data is provided from the CourtNet database.
- The data provided is a snapshot in time as of the date the data was queried.
- A case may consist of one or multiple charges. The report's count of cases represents a distinct count of case numbers, regardless of the number of charges associated with the case. A case may include one or more charges, this is most likely if the offenses are related to alcohol.
- Counts of cases should not be considered counts of individuals, as some individuals could be involved with multiple filed cases.
- Charges consist of all original and amended charges within a case.
- Charges include ASCF Codes: 1 - Attempt, 2 - Solicitation, 3 - Conspiracy, 4 - Facilitation, 5 - Complicity, 6 - Enhancement.

Data Variables Requested

Database	Data Variable	Description
CourtNet	Jurisdiction	The jurisdiction in which each case was filed. This report includes Circuit Family Court and District Court jurisdictions.
	Case Disposition Date	The date in which the status case was disposed. The dates of this report are 7/1/2021 – 06/30/2025.
	Fiscal Year (FY)	The fiscal year is from July 1 through June 30 th and is based on the case disposition date. This report includes fiscal years 2022 – 2025.
	Cases	A distinct count of cases including any of the requested charges.
	Charges	A count of total charges within cases disposed.
	Status Offense	An act or conduct which is declared by statute to be an offense, but only when committed or engaged in by a juvenile and adjudicated only by a juvenile court.
	Charge Group	Cases are categorized by case type depending on the type of offenses (Delinquency/Status) included within each case. Note: The case type categorizes each case according to the charges within, and a delinquency case may contain status offense(s). This report only includes cases with Status case category (ST). <ol style="list-style-type: none"> 1. Delinquency Offense – An action, excluding contempt, brought in the interest of a child who is accused of committing an offense or a public offense which, if committed by an adult, would be a crime, whether the same is a felony, misdemeanor, or violation, other than

STATUS CASES DISPOSED 7/1/2021 – 6/30/2025 BY DISPOSITION STATEWIDE

-CONTEMPT OFFENSES WITHIN THOSE CASES BY DISPOSITION-

Data Variables Requested

		<p>an action alleging that a child (16) years of age or older has committed a motor vehicle offense.</p> <p>2. Status Offense – "Status offense action" is any action brought in the interest of a child who is accused of committing acts, which if committed by an adult, would not be a crime. Such behavior shall not be considered criminal or delinquent and such children shall be termed status offenders. Status offenses shall include:</p> <ol style="list-style-type: none"> 1. Beyond the control of school or beyond the control of parents; 2. Habitual runaway; 3. Habitual truant; and 4. Alcohol offenses as provided in KRS 244.085. <p>(b) Status offenses shall not include violations of state or local ordinances which may apply to children such as a violation of curfew</p> <p>Note: Tobacco offenses as provided in KRS 438.305 to 438.340; are no longer status offenses as of July 1, 2020. A bill filed in 2020 removed these from the list of status offenses.</p> <p>https://apps.legislature.ky.gov/law/statutes/statute.aspx?id=56525</p>
	Charge Disposition Categories (all pages)	<p>Charge dispositions are grouped into the following categories:</p> <p>Amended</p> <ul style="list-style-type: none"> • ACC – Amended Down by Circuit Court • AD – Amended Down • AGJ – Amended Down by Grand Jury • AMEND – Amended • AU – Amended Up • AUGJ – Amended Up by Grand Jury <p>Acquitted / Dismissed</p> <ul style="list-style-type: none"> • ACQ – Acquitted • CAD – Dismissal by Motion of Prosecutor • DD – Dismissed Diverted • DDP – Dismissed Deferred Prosecution • DEC – Deceased • DGJ – Dismiss After Present to Grand Jury • DIS – Dismissed • DWP – Dismissed with Prejudice • HNG – Hung Jury • INC – Incompetent to Stand Trial • MST – Mistrial • NG – Not Guilty

STATUS CASES DISPOSED 7/1/2021 – 6/30/2025 BY DISPOSITION STATEWIDE

-CONTEMPT OFFENSES WITHIN THOSE CASES BY DISPOSITION-

Data Variables Requested

		<ul style="list-style-type: none"> • NGJ – No Action taken by Grand Jury • NPCF – No Probable Cause Found • NPHH – No Preliminary Hearing Held • NTB – No True Bill • PAR – Pardon – Prior to Adjudication Only • PRDIS – Pre-payable Citation-Dismissed • SAV – Set Aside/Voided • VAC – Vacated Judgment • VEFC – Vacated Expunged Felony Conviction • VSC – Voided Sealed Conviction • WD – Withdrawn
	Charge Disposition Categories (Pages 1-6) Status Charges	<p>Charge dispositions are grouped into the following categories:</p> <p>Adjudicated as Status Offender</p> <ul style="list-style-type: none"> • G – Guilty • GM – Guilty – Multiple Counts • GSS – Guilty – Sealed Sentence • PRPD – Prepayable Citation – Paid • CHR - Commitment of Juvenile to CHR • DJJ - Commitment of Juvenile to DJJ • FABU - Finding of Abuse • FDEP -Finding of Dependency • FNEG - Finding of Neglect • SABU – Stipulate Abuse • SDEP - Stipulate Dependency • SNEG - Stipulate Neglect <p>Informal / Diverted</p> <ul style="list-style-type: none"> • INF – Informal Judgment – Juvenile • DIV – Diversion • DP – Deferred Prosecution • PTD – Pretrial Diversion <p>Other</p> <ul style="list-style-type: none"> • OTH – Other <p>FTA / FTV</p> <ul style="list-style-type: none"> • FTA – Failure to Appear • FTV – Fugitive <p>Remaining Disposition</p> <ul style="list-style-type: none"> • AP – Administrative Procedure • EXT – Extradition • MER – Merged • REM - Remanded • SR – Sealed Records • TRF – Transfer • IND – Indicted by Grand Jury

STATUS CASES DISPOSED 7/1/2021 – 6/30/2025 BY DISPOSITION STATEWIDE

-CONTEMPT OFFENSES WITHIN THOSE CASES BY DISPOSITION-

Data Variables Requested

		<ul style="list-style-type: none"> • GNT – Granted • DEN – Denied • ENH - Enhanced • Any disposition code applied erroneously.
	Charge Disposition Categories (Pages 8-9) Contempt Charges	<p>Charge dispositions are grouped into the following categories:</p> <p>Convicted</p> <ul style="list-style-type: none"> • G – Guilty • GM – Guilty–Multiple Counts • GSS – Guilty – Sealed Sentence • PRPD – Prepayable Citation – Paid <p>Indicted</p> <ul style="list-style-type: none"> • IND – Indicted by Grand Jury <p>Diverted</p> <ul style="list-style-type: none"> • DIV – Diversion • DP – Deferred Prosecution • PTD – Pretrial Diversion <p>Pending</p> <ul style="list-style-type: none"> • Charge Pending (Disposition type Not Entered) <p>FTA / FTV / AP</p> <ul style="list-style-type: none"> • AP – Administrative Procedure • FTA – Failure to Appear • FTV – Fugitive <p>Other</p> <ul style="list-style-type: none"> • OTH – Other • JGDJ – Grand Jury – Juvenile • INF – Informal Judgment – Juvenile • EXT – Extradition • MER – Merged • REM - Remanded • SR – Sealed Records • TRF – Transfer • Any disposition code applied erroneously.
	UOR Code	A code which identifies the specific offense charge brought against the defendant.
	UOR Description	The description of the specific offense the defendant is formally accused of committing.

Disclaimer Associated with KCOJ/AOC Database(s) and Element(s)

RESEARCH AND STATISTICS DISCLAIMER

Information received from KYCourts/CourtNet is subject to change(s), reprogramming, modification(s) of format and availability at the direction of the Administrative Office of the Courts (AOC), and may

STATUS CASES DISPOSED 7/1/2021 – 6/30/2025 BY DISPOSITION STATEWIDE

-CONTEMPT OFFENSES WITHIN THOSE CASES BY DISPOSITION-

Disclaimer Associated with KCOJ/AOC Database(s) and Element(s)

not at any particular moment reflect the true status of court cases due to ordinary limitation(s), delay(s) or error(s) in the system's operation. The KYCourts/CourtNet database is not a real-time system. All datasets are a snapshot of case data at the time a query is run. Case counts are not counts of individuals as some persons may have multiple cases.

The AOC disclaims any warranties as to the validity of the information obtained from KYCourts/CourtNet. The recipient is solely responsible for verifying information received from KYCourts/CourtNet through the cross-referencing of official court records. The AOC shall not be liable to the recipient, or to any third party using the system or information obtained therefrom, for any damages whatsoever arising out of the use of KYCourts/CourtNet.

RESEARCH AND STATISTICS UOR CODE DISCLAIMER

The Kentucky State Police (KSP) assigns the Kentucky Uniform Crime Reporting Codes (UOR Codes) to criminal offenses in the Commonwealth of Kentucky. The KSP official list of UOR Codes by KRS number and descriptor can be obtained at the KSP's website at www.kentuckystatepolice.org.

The AOC assigns and maintains codes that are used within the Court of Justice Case Management System for statistical and reporting purposes. These codes are used to identify local and city ordinances, as well as codes for general administrative purposes. The AOC official list of UOR Codes with KRS number and descriptor can be obtained at the Court of Justice Website at [Analytics - Kentucky Court of Justice \(kycourts.gov\)](https://www.kycourts.gov/Analytics-Kentucky-Court-of-Justice). The AOC UOR Code Listing is for informational purposes only and the information is subject to change, reprogramming, modifications of format, and availability at the direction of the Administrative Office of the Courts (AOC).

A query for data based on specified charges will include each UOR code specified and possible supplemental codes. Supplemental codes (or "ASCF" codes) to any UOR code include: 1) attempt, 2) solicitation, 3) conspiracy, 4) facilitation, 5) complicity, and 6) enhancement. In total, UOR codes contain seven digits. The first six digits are specific to that charge. The seventh digit indicates if there is a supplemental code. A "0" as the seventh digit means that is the primary UOR code and it does not have a supplemental code. If there are supplemental codes, the "0" will change to a 1, 2, 3, 4, 5, or 6 (the numbering corresponds to the list above). An enhancement does not exist on all UOR codes. When a supplemental code does not appear within a dataset, charge(s) did not occur during this period. The presence of "*obs" within the description of a UOR code indicates an obsolete UOR code. However, the code is still present within the KYCourts/CourtNet database and may still be utilized. Not every UOR code included in the query will have charges associated with it in each calendar year examined. Some cases may contain multiple charges; therefore, charge counts may exceed case counts. The number of cases cannot be inferred as the number of individuals as multiple cases may have the same defendant.

The AOC disclaims and makes no warranty, express or implied, nor assumes any legal liability or responsibility, for the validity, accuracy, correctness, or completeness of any information that is available and/or obtained through this listing. The recipient is solely responsible for verifying the accuracy of the information received from the official owner of the UOR Codes, the KSP. Furthermore, the AOC shall not be liable to the recipient, the recipient's heirs and assigns, next of kin

**STATUS CASES DISPOSED 7/1/2021 – 6/30/2025 BY DISPOSITION
STATEWIDE**

-CONTEMPT OFFENSES WITHIN THOSE CASES BY DISPOSITION-

Disclaimer Associated with KCOJ/AOC Database(s) and Element(s)

or to any third party, for any and all claims, demands, losses or damages arising from the usage of this list and/or information contained therein.



ADMINISTRATIVE OFFICE OF THE COURTS

Research and Statistics

Status Charges within Status Cases Disposed (July 1, 2021 - June 30, 2025)

STATEWIDE

25_RS3122

Table 1: Status Charges by Jurisdiction, UOR Description, and Charge Disposition Category (FY 2022 - FY 2025)

			Acquitted/ Dismissed	Adjudicated as Status Offender	Other	Informal/ Diverted	FTA/FTV	Amended	Remaining Disp.	Grand Total
District Court	0028000 RUNAWAY (STATUS OFFENDERS-UNIFIED JUVENILE CODE)	Charges	183	64	34	13			13	307
		Cases	183	64	34	13			13	307
	0028010 BEYOND CONTROL (STATUS OFFENDERS-UNIFIED JUVENILE)	Charges	116	67	55	6			6	250
		Cases	116	67	55	6			6	250
	0028020 HABITUAL TRUANT (STATUS OFFENDERS-UNIFIED JUV CODE)	Charges	536	297	164	93	5		15	1,110
		Cases	524	297	164	93	5		15	1,094
	0021250 PERSON < 18 POSS/PURCH/ATT PURCH/HAVE ANOTHER PURCH ALCOHOL	Charges	8	8		2			1	19
		Cases	8	8		2			1	19
	Total	Charges	843	436	253	114	5		35	1,686
		Cases	828	436	252	114	5		35	1,665
Family Court	0028000 RUNAWAY (STATUS OFFENDERS-UNIFIED JUVENILE CODE)	Charges	167	74	68	8	4		27	348
		Cases	167	74	68	8	4		27	348
	0028010 BEYOND CONTROL (STATUS OFFENDERS-UNIFIED JUVENILE)	Charges	71	26	13	8			13	131
		Cases	70	26	13	8			13	130
	0028020 HABITUAL TRUANT (STATUS OFFENDERS-UNIFIED JUV CODE)	Charges	624	253	148	116	7		112	1,260
		Cases	624	253	148	114	7		112	1,256
	0021250 PERSON < 18 POSS/PURCH/ATT PURCH/HAVE ANOTHER PURCH ALCOHOL	Charges	1	1		1		2		5
		Cases	1	1		1		2		5
	Total	Charges	863	354	229	133	11	2	152	1,744
		Cases	861	354	229	131	11	2	151	1,735

Statistical Analysis Considerations

* Data provided from the CourtNet Database.

* Case Counts are a distinct count of cases with at least one charge within a given combination of charge disposition category and UOR code. Cases containing charges with differing disposition groups or UOR Codes will be counted once in each combination of charge disposition category and UOR code applicable to a charge within the case, but only once in the total/subtotal for that row or column.

* Counts of cases do not necessarily represent counts of unique individuals.

* Case Disposition Date is the first date that all charges in the case have a disposition, even if one or more dispositions are temporary. It does not update once first set.

Run Date:

8/22/2025

Page 1 of 9



ADMINISTRATIVE OFFICE OF THE COURTS

Research and Statistics

Status Charges within Status Cases Disposed (July 1, 2021 - June 30, 2025)

STATEWIDE

25_RS3122

Table 2: Status Charges by UOR Description and Charge Disposition Category (FY 2022 - FY 2025)

		Acquitted / Dismissed	Adjudicated as Status Offender	Other	Informal / Diverted	FTA/FTV	Amended	Remaining Disp.	Grand Total
0021250 PERSON < 18 POSS/PURCH/ATT	Charges	9	9		3		2	1	24
PURCH/HAVE ANOTHER PURCH ALCOHOL	Cases	9	9		3		2	1	24
0028000 RUNAWAY (STATUS	Charges	350	138	102	21	4		40	655
OFFENDERS-UNIFIED JUVENILE CODE)	Cases	350	138	102	21	4		40	655
0028010 BEYOND CONTROL(STATUS	Charges	187	93	68	14			19	381
OFFENDERS-UNIFIED JUVENILE)	Cases	186	93	68	14			19	380
0028020 HABITUAL TRUANT(STATUS	Charges	1,160	550	312	209	12		127	2,370
OFFENDERS-UNIFIED JUV CODE)	Cases	1,148	550	312	207	12		127	2,350
Grand Total	Charges	1,706	790	482	247	16	2	187	3,430
	Cases	1,689	790	481	245	16	2	186	3,400

Statistical Analysis Considerations

* Data provided from the CourtNet Database.

* Case Counts are a distinct count of cases with at least one charge within a given combination of charge disposition category and UOR code. Cases containing charges with differing disposition groups or UOR Codes will be counted once in each combination of charge disposition category and UOR code applicable to a charge within the case, but only once in the total/subtotal for that row or column.

* Counts of cases do not necessarily represent counts of unique individuals.

* Case Disposition Date is the first date that all charges in the case have a disposition, even if one or more dispositions are temporary. It does not update once first set.

Run Date:
8/22/2025
Page 2 of 9



ADMINISTRATIVE OFFICE OF THE COURTS

25_RS3122

Research and Statistics

Status Charges within Status Cases Disposed (July 1, 2021 - June 30, 2025)

STATEWIDE

Table 3: Status Charges by Fiscal Year of Case Disposition, UOR Description and Charge Disposition Category

			Acquitted / Dismissed	Adjudicated as Status Offender	Other	Informal / Diverted	FTA/FTV	Remaining Disp.	Grand Total
FY 2022	0021250 PERSON < 18 POSS/PURCH/ATT	Charges	1	3					4
	PURCH/HAVE ANOTHER PURCH ALCOHOL	Cases	1	3					4
	0028000 RUNAWAY (STATUS	Charges	90	32	18	9		9	158
	OFFENDERS-UNIFIED JUVENILE CODE)	Cases	90	32	18	9		9	158
	0028010 BEYOND CONTROL (STATUS	Charges	28	12	10			2	52
	OFFENDERS-UNIFIED JUVENILE)	Cases	27	12	10			2	51
	0028020 HABITUAL TRUANT (STATUS	Charges	141	53	51	12	1	9	267
	OFFENDERS-UNIFIED JUV CODE)	Cases	141	53	51	12	1	9	267
	Total	Charges	260	100	79	21	1	20	481
		Cases	259	100	79	21	1	20	480
FY 2023	0021250 PERSON < 18 POSS/PURCH/ATT	Charges	3	1		1			5
	PURCH/HAVE ANOTHER PURCH ALCOHOL	Cases	3	1		1			5
	0028000 RUNAWAY (STATUS	Charges	98	34	26	2	2	12	174
	OFFENDERS-UNIFIED JUVENILE CODE)	Cases	98	34	26	2	2	12	174
	0028010 BEYOND CONTROL (STATUS	Charges	33	22	18	3		9	85
	OFFENDERS-UNIFIED JUVENILE)	Cases	33	22	18	3		9	85
	0028020 HABITUAL TRUANT (STATUS	Charges	269	119	58	32	2	36	516
	OFFENDERS-UNIFIED JUV CODE)	Cases	268	119	58	32	2	36	515
	Total	Charges	403	176	102	38	4	57	780
		Cases	401	176	102	38	4	57	778
FY 2024	0021250 PERSON < 18 POSS/PURCH/ATT	Charges	3	1		1			5
	PURCH/HAVE ANOTHER PURCH ALCOHOL	Cases	3	1		1			5
	0028000 RUNAWAY (STATUS	Charges	71	32	33	6	1	10	153
	OFFENDERS-UNIFIED JUVENILE CODE)	Cases	71	32	33	6	1	10	153
	0028010 BEYOND CONTROL (STATUS	Charges	38	18	28	1		3	88
	OFFENDERS-UNIFIED JUVENILE)	Cases	38	18	28	1		3	88
	0028020 HABITUAL TRUANT (STATUS	Charges	277	137	93	36	3	34	580
	OFFENDERS-UNIFIED JUV CODE)	Cases	277	137	93	36	3	34	578
	Total	Charges	389	188	154	44	4	47	826
		Cases	389	188	154	44	4	46	823

Statistical Analysis Considerations

* Data provided from the CourtNet Database.

* Case Counts are a distinct count of cases with at least one charge within a given combination of charge disposition category and UOR code. Cases containing charges with differing disposition groups or UOR Codes will be counted once in each combination of charge disposition category and UOR code applicable to a charge within the case, but only once in the total/subtotal for that row or column.

* Counts of cases do not necessarily represent counts of unique individuals.

* Case Disposition Date is the first date that all charges in the case have a disposition, even if one or more dispositions are temporary. It does not update once first set.

Run Date:

8/22/2025

Page 3 of 9



ADMINISTRATIVE OFFICE OF THE COURTS

Research and Statistics

Status Charges within Status Cases Disposed (July 1, 2021 - June 30, 2025)

STATEWIDE

25_RS3122

Table 3 (Cont.): Status Charges by Fiscal Year of Case Disposition, UOR Description, and Charge Disposition Category

			Acquitted / Dismissed	Adjudicated as Status Offender	Other	Informal / Diverted	Amended	FTA/FTV	Remaining Disp.	Grand Total
FY 2025	0028000 RUNAWAY (STATUS OFFENDERS-UNIFIED JUVENILE CODE)	Charges	91	40	25	4		1	9	170
		Cases	91	40	25	4		1	9	170
	0028010 BEYOND CONTROL (STATUS OFFENDERS-UNIFIED JUVENILE)	Charges	88	41	12	10			5	156
		Cases	88	41	12	10			5	156
	0028020 HABITUAL TRUANT (STATUS OFFENDERS-UNIFIED JUV CODE)	Charges	473	241	110	129		6	48	1,007
		Cases	462	241	110	127		6	48	990
	0021250 PERSON < 18 POSS/PURCH/ATT PURCH/HAVE ANOTHER PURCH ALCOHOL	Charges	2	4		1	2		1	10
		Cases	2	4		1	2		1	10
	Total	Charges	654	326	147	144	2	7	63	1,343
		Cases	640	326	146	142	2	7	63	1,319
Grand Total		Charges	1,706	790	482	247	2	16	187	3,430
		Cases	1,689	790	481	245	2	16	186	3,400

Statistical Analysis Considerations

* Data provided from the CourtNet Database.

* Case Counts are a distinct count of cases with at least one charge within a given combination of charge disposition category and UOR code. Cases containing charges with differing disposition groups or UOR Codes will be counted once in each combination of charge disposition category and UOR code applicable to a charge within the case, but only once in the total/subtotal for that row or column.

* Counts of cases do not necessarily represent counts of unique individuals.

* Case Disposition Date is the first date that all charges in the case have a disposition, even if one or more dispositions are temporary. It does not update once first set.

Run Date:
8/22/2025
Page 4 of 9



ADMINISTRATIVE OFFICE OF THE COURTS

Research and Statistics

Status Charges within Status Cases Disposed (July 1, 2021 - June 30, 2025)

STATEWIDE

25_RS3122

Chart 1: Status Charges by Jurisdiction, Fiscal Year of Case Disposition, and Charge Disposition Category

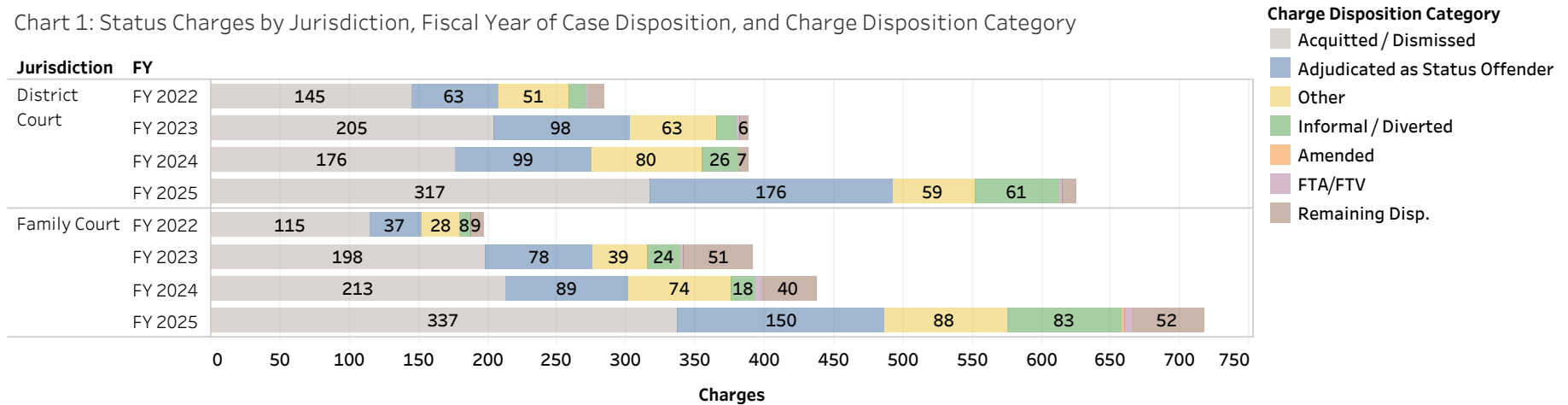


Table 4: Status Charges Summary by Jurisdiction, Fiscal Year of Case Disposition, and Charge Disposition Category

		Acquitted/ Dismissed		Adjudicated as Status Offender		Other		Informal/Diverted		Amended		FTA/FTV		Remaining Disp.		Grand Total	
		Charges	Cases	Charges	Cases	Charges	Cases	Charges	Cases	Charges	Cases	Charges	Cases	Charges	Cases	Charges	Cases
District Court	FY 2022	145	145	63	63	51	51	13	13			1	1	11	11	284	284
	FY 2023	205	203	98	98	63	63	14	14			2	2	6	6	388	386
	FY 2024	176	176	99	99	80	80	26	26					7	7	388	386
	FY 2025	317	304	176	176	59	58	61	61			2	2	11	11	626	609
	Total	843	828	436	436	253	252	114	114			5	5	35	35	1,686	1,665
Family Court	FY 2022	115	114	37	37	28	28	8	8					9	9	197	196
	FY 2023	198	198	78	78	39	39	24	24			2	2	51	51	392	392
	FY 2024	213	213	89	89	74	74	18	18			4	4	40	39	438	437
	FY 2025	337	336	150	150	88	88	83	81	2	2	5	5	52	52	717	710
	Total	863	861	354	354	229	229	133	131	2	2	11	11	152	151	1,744	1,735
Grand Total		1,706	1,689	790	790	482	481	247	245	2	2	16	16	187	186	3,430	3,400

Statistical Analysis Considerations

* Data provided from the CourtNet Database.

* Case Counts are a distinct count of cases with at least one charge within a given combination of charge disposition category and UOR code. Cases containing charges with differing disposition groups or UOR Codes will be counted once in each combination of charge disposition category and UOR code applicable to a charge within the case, but only once in the total/subtotal for that row or column.

* Counts of cases do not necessarily represent counts of unique individuals.

* Case Disposition Date is the first date that all charges in the case have a disposition, even if one or more dispositions are temporary. It does not update once first set.

Run Date:

8/22/2025

Page 5 of 9



ADMINISTRATIVE OFFICE OF THE COURTS

Research and Statistics

Status Charges within Status Cases Disposed (July 1, 2021 - June 30, 2025)

STATEWIDE

25_RS3122

Table 5: Status Charges Summary by Fiscal Year of Case Disposition and Charge Disposition Category

		Acquitted / Dismissed	Adjudicated as Status Offender	Other	Informal / Diverted	FTA/FTV	Amended	Remaining Disp.	Grand Total
FY 2022	Charges	260	100	79	21	1		20	481
	Cases	259	100	79	21	1		20	480
FY 2023	Charges	403	176	102	38	4		57	780
	Cases	401	176	102	38	4		57	778
FY 2024	Charges	389	188	154	44	4		47	826
	Cases	389	188	154	44	4		46	823
FY 2025	Charges	654	326	147	144	7	2	63	1,343
	Cases	640	326	146	142	7	2	63	1,319
Grand Total	Charges	1,706	790	482	247	16	2	187	3,430
	Cases	1,689	790	481	245	16	2	186	3,400

Statistical Analysis Considerations

* Data provided from the CourtNet Database.

* Case Counts are a distinct count of cases with at least one charge within a given combination of charge disposition category and UOR code. Cases containing charges with differing disposition groups or UOR Codes will be counted once in each combination of charge disposition category and UOR code applicable to a charge within the case, but only once in the total/subtotal for that row or column.

* Counts of cases do not necessarily represent counts of unique individuals.

* Case Disposition Date is the first date that all charges in the case have a disposition, even if one or more dispositions are temporary. It does not update once first set.

Run Date:
8/22/2025
Page 6 of 9



ADMINISTRATIVE OFFICE OF THE COURTS

Research and Statistics

Status Charges within Status Cases Disposed (July 1, 2021 - June 30, 2025)

STATEWIDE

25_RS3122

■ No Contempt Charge ■ Has Contempt Charge

Chart 2: Status Cases with Contempt Offense(s) by Fiscal Year of Case Disposition

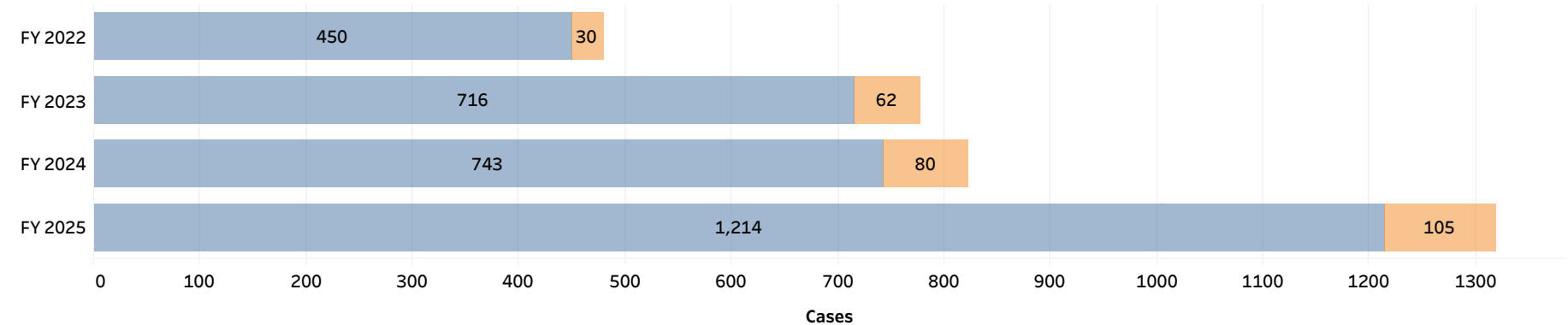


Table 6: Percentage of Status Cases with Contempt Offense(s) by Fiscal Year of Case Disposition

		No Contempt Charge	Has Contempt Charge	Grand Total
FY 2022	Cases	450	30	480
	% of Cases	93.8%	6.3%	100.0%
FY 2023	Cases	716	62	778
	% of Cases	92.0%	8.0%	100.0%
FY 2024	Cases	743	80	823
	% of Cases	90.3%	9.7%	100.0%
FY 2025	Cases	1,214	105	1,319
	% of Cases	92.0%	8.0%	100.0%
Grand Total	Cases	3,123	277	3,400
	% of Cases	91.9%	8.1%	100.0%

Statistical Analysis Considerations

* Data provided from CourtNet.

* A case may consist of one or multiple charges. The distinct count on cases counts the case only once.

* Counts of cases do not necessarily represent counts of unique individuals.

* Case Disposition Date is the first date that all charges in the case have a disposition, even if one or more dispositions are temporary. It does not update once first set.

Run Date:

8/22/2025

Page 7 of 9



ADMINISTRATIVE OFFICE OF THE COURTS

25_RS3122

Research and Statistics

Contempt Charges within Status Cases Disposed (July 1, 2021 - June 30, 2025)

STATEWIDE



Chart 3: Contempt Charges within Status Cases Disposed FY 2022-2025 by Jurisdiction and Charge Disposition Category

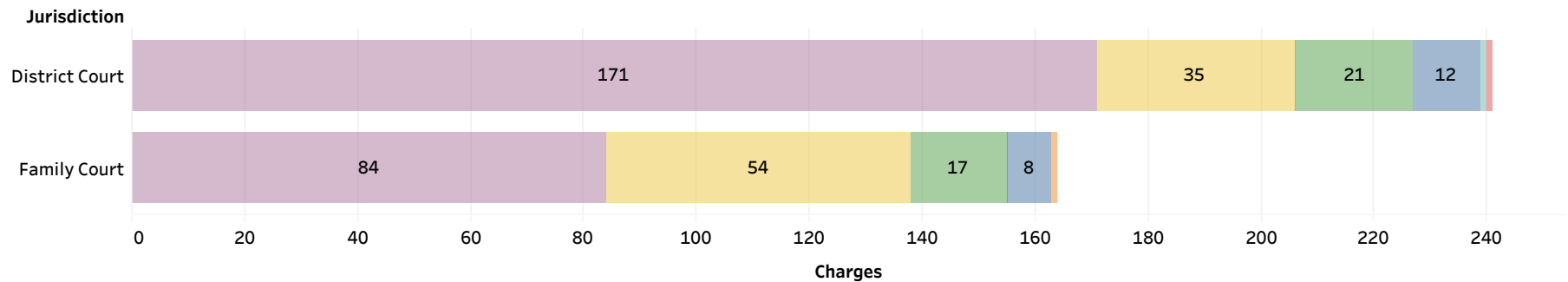


Table 7: Contempt Charges by Jurisdiction, UOR Description, and Charge Disposition Category

		Convicted	Acquitted / Dismissed	Other	PENDING	FTA / FTV / AP	Diverted	Amended	Grand Total
District Court	Charges	171	35	21	12		1	1	241
	Cases	114	30	20	8		1	1	158
Family Court	Charges	84	54	17	8	1			164
	Cases	70	47	12	7	1			119
Grand Total	Charges	255	89	38	20	1	1	1	405
	Cases	184	77	32	15	1	1	1	277

Statistical Analysis Considerations

* Data provided from the CourtNet Database.

* Case Counts are a distinct count of cases with at least one charge within a given charge disposition category. Cases containing charges with differing disposition groups will be counted once in each charge disposition category applicable to a charge within the case, but only once in the total/subtotal for that row or column.

* Counts of cases do not necessarily represent counts of unique individuals.

* Case Disposition Date is the first date that all charges in the case have a disposition, even if one or more dispositions are temporary. It does not update once initially set.

Run Date:
8/22/2025
Page 8 of 9



ADMINISTRATIVE OFFICE OF THE COURTS

Research and Statistics

Contempt Charges within Status Cases Disposed (July 1, 2021 - June 30, 2025)

STATEWIDE

25_RS3122



Chart 4: Contempt Charges within Status Cases Disposed FY 2022-2025 by FY and Charge Disposition Category

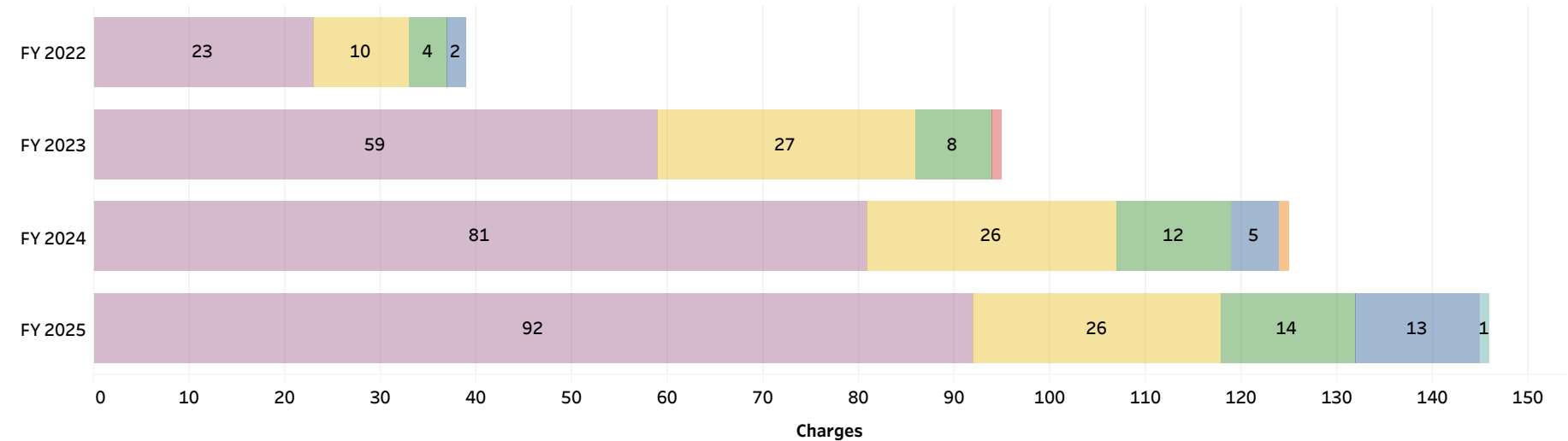


Table 8: Contempt Charges by Fiscal Year of Case Disposition and Charge Disposition Category

	Convicted		Acquitted / Dismissed		Other		PENDING		FTA / FTV / AP		Diverted		Amended		Grand Total	
	Charges	Cases	Charges	Cases	Charges	Cases	Charges	Cases	Charges	Cases	Charges	Cases	Charges	Cases	Charges	Cases
FY 2022	23	20	10	10	4	4	2	2							39	30
FY 2023	59	38	27	20	8	7							1	1	95	62
FY 2024	81	55	26	24	12	8	5	3	1	1					125	80
FY 2025	92	71	26	23	14	13	13	10			1	1			146	105
Grand Total	255	184	89	77	38	32	20	15	1	1	1	1	1	1	405	277

Statistical Analysis Considerations

* Data provided from the CourtNet Database.

* Case Counts are a distinct count of cases with at least one charge within a given charge disposition category. Cases containing charges with differing disposition groups will be counted once in each charge disposition category applicable to a charge within the case, but only once in the total/subtotal for that row or column.

* Counts of cases do not necessarily represent counts of unique individuals.

* Case Disposition Date is the first date that all charges in the case have a disposition, even if one or more dispositions are temporary. It does not update once initially set.

Run Date:
8/22/2025
Page 9 of 9