



The Department of Shared Services  
Research and Statistics  
1001 Vandalay Drive  
Frankfort, KY 40601  
(502) 573-2350

---

## TIME TO DISPOSITION OF TERMINATION OF PARENTAL RIGHTS CASES DISPOSED 1/1/2021 – 12/15/2025 STATEWIDE

---

December 15, 2025

By

Tammy Manley (*Data Analysis Specialist*)  
Lyn Guarnieri (*Research and Statistics Team Lead*)

### Statistics Request Overall Description

On November 24, 2024, a request was made to Research and Statistics on the time in days from case opening to case disposition for Termination of Parental Rights cases disposed over the last 5 calendar years (CY) 1/1/2021 – current.

CourtNet, which provides a summary of cases statewide, was queried for Termination of Parental Rights cases, cases with case type Involuntary Termination of Parental Rights (ITPR), Voluntary Termination of Parental Rights (VTPR) and Termination of Parental Rights (TPR) cases disposed statewide, having a case disposition date between 1/1/2021 and 12/15/2025.

Note: The TPR case type was the original classification and has been deprecated. It has been replaced by ITPR (Involuntary) and VTPR (Voluntary) to track termination of parental rights.

---

The statistical data are visualized using:

- **Cross-tabulations** used to quantitatively analyze the data relationship between multiple variables in a table to provide the correlation between those different variables.
- **Horizontal Stacked Bar Charts** visualize the time to disposition of cases through segmented rectangular bars. Each bar represents a specified subset of cases, which are further separated into segments based on time to disposition. The length of each segment represents the proportion of cases within a bar that fall into that segment.

### Statistical Report (25\_RS3188)

**Page 1:** Provides a horizontally stacked bar chart (**Chart 1**) displaying the percentage distribution of cases by time to disposition (in days), grouped into 90-day intervals (0-90, 91-180, 181-270, 271-360, 361-450, 451-540, 541-630, 631-720, and >720) measured from case filing date to case disposition date. The intervals are color-graded from blue to red based on days pending, with dark blue representing shorter disposition times and dark red representing longer disposition times.

# TIME TO DISPOSITION OF TERMINATION OF PARENTAL RIGHTS CASES DISPOSED 1/1/2021 – 12/15/2025 STATEWIDE

## Statistical Report (25\_RS3188)

The accompanying cross-tabulation (**Table 1**) presents aggregate case counts using the same 90-day intervals shown in Chart 1.

**Page 2:** Provides a cross tabulation (**Table 2**) showing the number of cases and the following measures: average days to disposition, standard deviation of days to disposition, and four percentile values (25<sup>th</sup>, median/50<sup>th</sup>, 75<sup>th</sup>, and 98<sup>th</sup>) of time to disposition (in days), measured from case filing date to case disposition date, grouped by Case Type and Calendar Year (CY).

At the bottom of the page, an additional cross-tabulation (Table 3) presents the number of cases and median days to disposition grouped by Calendar Year.

**Page 3:** Provides a cross tabulation (**Table 3**) provides the median time to disposition for Termination of Parental Rights cases. The line chart (**Chart 3**) presents the median time to disposition with median time to disposition per CY.

**Page 4:** Provides a cross-tabulation (**Table 4**) showing the number of cases, median days to disposition, and average days to disposition, sorted by case type and case disposition type.

### Statistical Analysis Considerations:

- The statistical table is a snapshot in time, as of the date the data was queried.
- CY 2025 is an incomplete year and is indicated by a dagger (†); it includes up to 12/15/2025.
- Counts of cases do not necessarily represent counts of unique individuals as the same defendant may appear in multiple cases.
- TPR case type was the original classification and has been deprecated. It has been replaced by ITPR (Involuntary Termination) and VTPR (Voluntary Termination) to track termination of parental rights.

### Data Variables Requested

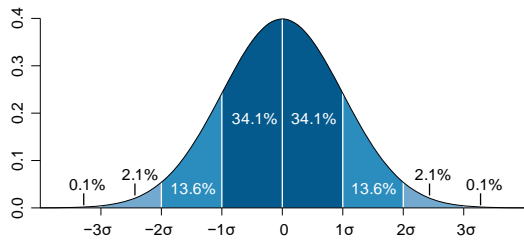
Database	Data Variable	Description
CourtNet	Calendar Year	The calendar year in which the case was disposed. (CY 2021 – 2025) as of 12/15/2025.
	Case Type	For the purposes of reporting, court matters are reported by case type. Each case type is identified by a two-digit to six-digit code entered in the case management system to classify a case. Certain case type codes should be restricted to certain case number types, but these restrictions are not guaranteed. In cases of entry error or when a case is filed under wrong case type, case type codes may be matched to inappropriate case numbers. This

**TIME TO DISPOSITION OF TERMINATION OF PARENTAL RIGHTS  
CASES DISPOSED 1/1/2021 – 12/15/2025 STATEWIDE**

Data Variables Requested		
		report is limited to Involuntary Termination of Parental Rights (ITPR), Voluntary Termination of Parental Rights (VTPR) and Termination of Parental Rights (TPR) case types.
	Case Disposition Type	<p>The final settlement of a matter and, with reference to decisions announced by a court, a judge's ruling is commonly referred to as disposition, regardless of level of resolution.</p> <p>The case dispositions for this report include:</p> <ul style="list-style-type: none"> <li>• TERMINATION</li> <li>• ADOPTION</li> <li>• DISMISSED (BEFORE TRIAL)</li> <li>• DISMISSED</li> <li>• DISMISSED: 77:02(2)</li> <li>• SETTLED (BEFORE TRIAL)</li> <li>• JUDGMENT COURT TRIAL</li> <li>• OTHER</li> <li>• TRANSFERRED</li> <li>• DEFAULT JUDGMENT</li> <li>• INFORMAL JUDGMENT</li> <li>• SUMMARY JUDGMENT</li> <li>• Any disposition code inappropriate to civil charges applied erroneously.</li> </ul>
	Cases	A count of distinct cases.
	Time to Disposition	The number of days between the case filing date and the case disposition date.
	25 <sup>th</sup> Percentile	The 25th percentile represents the time to disposition below which 25 percent of cases fall, and above which the remaining 75 percent of cases fall.
	Median or 50 <sup>th</sup> Percentile	<p>Median (50<sup>th</sup> Percentile) length of time. <i>Median</i> time is the number of days that falls midway between the shortest and longest time to disposition for the cases. Within each category, 50% of cases have a case length longer than the 50<sup>th</sup> percentile (median) and 50% have a case length shorter than the 50<sup>th</sup> percentile. The median may be a better normative indicator for an exponential distribution of case lengths than the mean.</p> <p>Note: If the set has an odd number of numbers, the median is simply the middle number; e.g., the median of 2, 4, and 7 is 4. If the set has an even number of numbers, the median is the mean of the two middle numbers; e.g., the median of 2, 4, 7, and 12 is 5.5 (4 plus 7 divided by 2).</p>

## TIME TO DISPOSITION OF TERMINATION OF PARENTAL RIGHTS CASES DISPOSED 1/1/2021 – 12/15/2025 STATEWIDE

### Data Variables Requested

	Type	Description	Example	Result
	Average (Arithmetic Mean)	Sum of values of a data set divided by number of Values:	$(1+2+2+3+4+7+9) / 7$	4
	Median (50 <sup>th</sup> Percentile)	Middle value separating the greater and lesser halves of a data set	Example 1: 1, 2, 2, 3, 4, 7, 9 Example 2: 1, 2, 3, 4, 5, 6, 8, 9	Example 1: 3 Example 2: Mean = $(4+5) + 2=4.5$
Average		The average (mean) is the sum of a measure divided by the number of data points. In measures of time, the average tends to be higher than “normal” due to the influence of large outliers.		
75 <sup>th</sup> Percentile		The 75th percentile represents the time to disposition below which 75 percent of cases fall, and above which the remaining 25 percent of cases fall.		
98 <sup>th</sup> Percentile		The 98th percentile represents the time to disposition below which 98 percent of cases fall, and above which the remaining 2 percent of cases fall.		
Standard Deviation		Standard Deviation is a measure of dispersion indicating of how the values in each category tend to vary from the mean. It is calculated as the square root of the average squared difference from the mean.		
		 <p>By M. W. Toews - Own work, based (in concept) on figure by Jeremy Kemp, on 2005-02-09, CC BY 2.5, <a href="https://commons.wikimedia.org/w/index.php?curid=1903871">https://commons.wikimedia.org/w/index.php?curid=1903871</a></p>		

### Disclaimer Associated with KCOJ/AOC Database(s) and Element(s)

#### RESEARCH AND STATISTICS DISCLAIMER

Information received from KYCourts/CourtNet is subject to change(s), reprogramming, modification(s) of format and availability at the direction of the Administrative Office of the Courts (AOC), and may not at any particular moment reflect the true status of court cases due to ordinary limitation(s), delay(s) or error(s) in the system’s operation. The KYCourts/CourtNet database is not a real-time system. All datasets are a snapshot of case data at the time a query is run. Case counts are not counts of individuals as some persons may have multiple cases.

---

---

**TIME TO DISPOSITION OF TERMINATION OF PARENTAL RIGHTS  
CASES DISPOSED 1/1/2021 – 12/15/2025 STATEWIDE**

---

---

**Disclaimer Associated with KCOJ/AOC Database(s) and Element(s)**

The AOC disclaims any warranties as to the validity of the information obtained from KYCourts/CourtNet. The recipient is solely responsible for verifying information received from KYCourts/CourtNet through the cross-referencing of official court records. The AOC shall not be liable to the recipient, or to any third party using the system or information obtained therefrom, for any damages whatsoever arising out of the use of KYCourts/CourtNet.



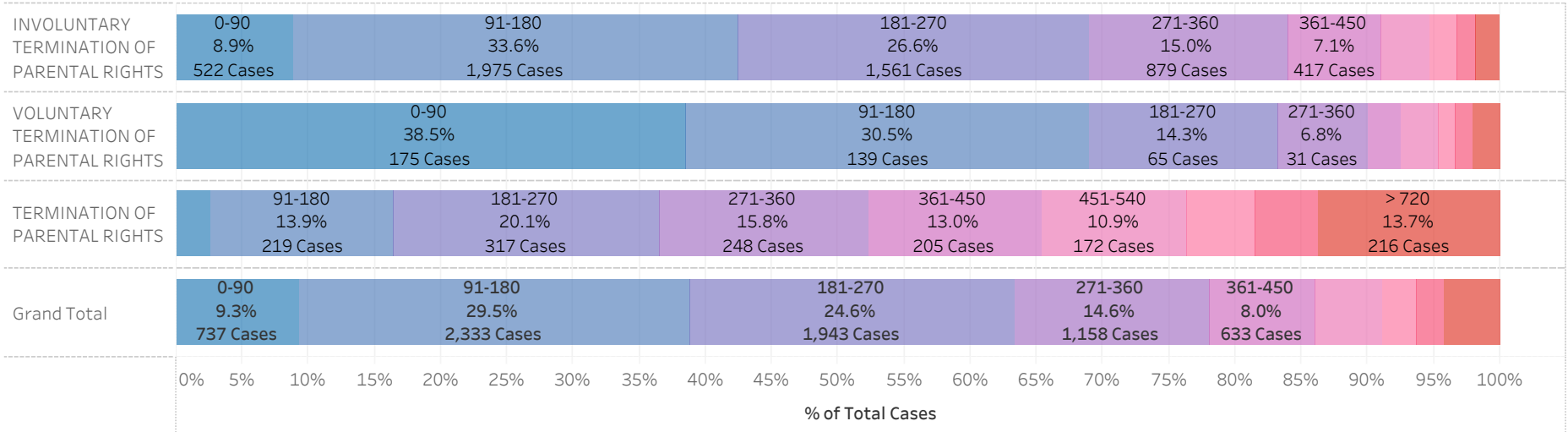
## ADMINISTRATIVE OFFICE OF THE COURTS Research & Statistics

25\_RS3188

### Termination of Parental Rights Cases Disposed CY 2021-2025† Statewide Time (in Days) from Case Filing Date to Case Disposition Date



**Chart 1:** Distribution of Cases by Time to Disposition (90 day bins) from Case Filing to Case Disposition



**Table 1:** Distribution of Cases by Time to Disposition (90 day bins) from Case Filing to Case Disposition

		0-90	91-180	181-270	271-360	361-450	451-540	541-630	631-720	> 720	Grand Total
INVOLUNTARY TERMINATION OF PARENTAL RIGHTS	Cases	522	1,975	1,561	879	417	216	117	86	106	5,879
	% of Cases	8.9%	33.6%	26.6%	15.0%	7.1%	3.7%	2.0%	1.5%	1.8%	100.0%
VOLUNTARY TERMINATION OF PARENTAL RIGHTS	Cases	175	139	65	31	11	13	6	6	9	455
	% of Cases	38.5%	30.5%	14.3%	6.8%	2.4%	2.9%	1.3%	1.3%	2.0%	100.0%
TERMINATION OF PARENTAL RIGHTS	Cases	40	219	317	248	205	172	82	75	216	1,574
	% of Cases	2.5%	13.9%	20.1%	15.8%	13.0%	10.9%	5.2%	4.8%	13.7%	100.0%
Grand Total	Cases	737	2,333	1,943	1,158	633	401	205	167	331	7,908
	% of Cases	9.3%	29.5%	24.6%	14.6%	8.0%	5.1%	2.6%	2.1%	4.2%	100.0%

\* Data is provided from the CourtNet database.

\* Median days is calculated from the case filing date to case disposition date.

\* Data for CY 2025 is incomplete and represented by a dagger (†), as the report was run before the conclusion of the year.

\* TPR case type was the original classification and has been deprecated. It has been replaced by ITPR (Involuntary) and VTPR (Voluntary) to track termination of parental rights.



**ADMINISTRATIVE OFFICE OF THE COURTS**  
**Research & Statistics**

25\_RS3188

Termination of Parental Rights Cases Disposed CY 2021-2025† Statewide  
 Time (in Days) from Case Filing Date to Case Disposition Date

**Table 2:** Time from Case Filing to Case Disposition Measures by Case Type and CY

		2021	2022	2023	2024	2025†	Grand Total
Involuntary Termination of Parental Rights (ITPR)	Cases	450	1,231	1,477	1,555	1,166	5,879
	Average Days to Disposition	140	226	238	264	269	227
	Std. Dev Days to Case Disp	54	110	148	185	189	160
	Median Days to Disposition	138	210	203	219	217	202
	25% Disposed Within	97 Days	145 Days	135 Days	139 Days	147 Days	135 Days
	75% Disposed Within	177 Days	292 Days	300 Days	330 Days	323 Days	297 Days
	90% Disposed Within	210 Days	379 Days	442 Days	495 Days	503 Days	435 Days
	98% Disposed Within	255 Days	499 Days	659 Days	845 Days	820 Days	713 Days
Voluntary Termination of Parental Rights (VTPR)	Cases	36	91	108	117	103	455
	Average Days to Disposition	91	141	167	190	207	159
	Std. Dev Days to Case Disp	69	134	166	206	205	178
	Median Days to Disposition	65	98	107	129	136	117
	25% Disposed Within	36 Days	50 Days	63 Days	73 Days	87 Days	63 Days
	75% Disposed Within	129 Days	179 Days	238 Days	207 Days	268 Days	210 Days
	90% Disposed Within	200 Days	331 Days	329 Days	461 Days	437 Days	362 Days
	98% Disposed Within	255 Days	524 Days	659 Days	892 Days	734 Days	721 Days
Termination of Parental Rights (TPR)	Cases	1,186	269	78	35	6	1,574
	Average Days to Disposition	343	664	916	1,601	102	725
	Std. Dev Days to Case Disp	291	486	422	1,469	86	465
	Median Days to Disposition	296	594	947	1,297	97	349
	25% Disposed Within	195 Days	443 Days	760 Days	523 Days	43 Days	214 Days
	75% Disposed Within	427 Days	770 Days	1,154 Days	1,822 Days	120 Days	534 Days
	90% Disposed Within	553 Days	909 Days	1,246 Days	4,140 Days	190 Days	813 Days
	98% Disposed Within	882 Days	1,946 Days	1,782 Days	5,331 Days	240 Days	1,481 Days
<b>Grand Total</b>	Cases	<b>1,672</b>	<b>1,591</b>	<b>1,663</b>	<b>1,707</b>	<b>1,275</b>	<b>7,908</b>
	Average Days to Disposition	<b>191</b>	<b>343</b>	<b>440</b>	<b>685</b>	<b>193</b>	<b>371</b>
	Std. Dev Days to Case Disp	<b>264</b>	<b>280</b>	<b>225</b>	<b>337</b>	<b>191</b>	<b>268</b>
	Median Days to Disposition	<b>218</b>	<b>231</b>	<b>206</b>	<b>215</b>	<b>212</b>	<b>217</b>
	25% Disposed Within	<b>146 Days</b>	<b>148 Days</b>	<b>131 Days</b>	<b>133 Days</b>	<b>140 Days</b>	<b>140 Days</b>
	75% Disposed Within	<b>367 Days</b>	<b>363 Days</b>	<b>310 Days</b>	<b>331 Days</b>	<b>322 Days</b>	<b>339 Days</b>
	90% Disposed Within	<b>510 Days</b>	<b>559 Days</b>	<b>512 Days</b>	<b>515 Days</b>	<b>502 Days</b>	<b>517 Days</b>
	98% Disposed Within	<b>780 Days</b>	<b>901 Days</b>	<b>1,011 Days</b>	<b>1,037 Days</b>	<b>820 Days</b>	<b>925 Days</b>

\* Data is provided from the CourtNet database.

\* Median days is calculated from the case filing date to case disposition date.

\* Data for CY 2025 is incomplete and represented by a dagger (†), as the report was run before the conclusion of the year.

\* TPR case type was the original classification and has been deprecated. It has been replaced by ITPR (Involuntary) and VTPR (Voluntary) to track termination of parental rights.



**ADMINISTRATIVE OFFICE OF THE COURTS**  
**Research & Statistics**

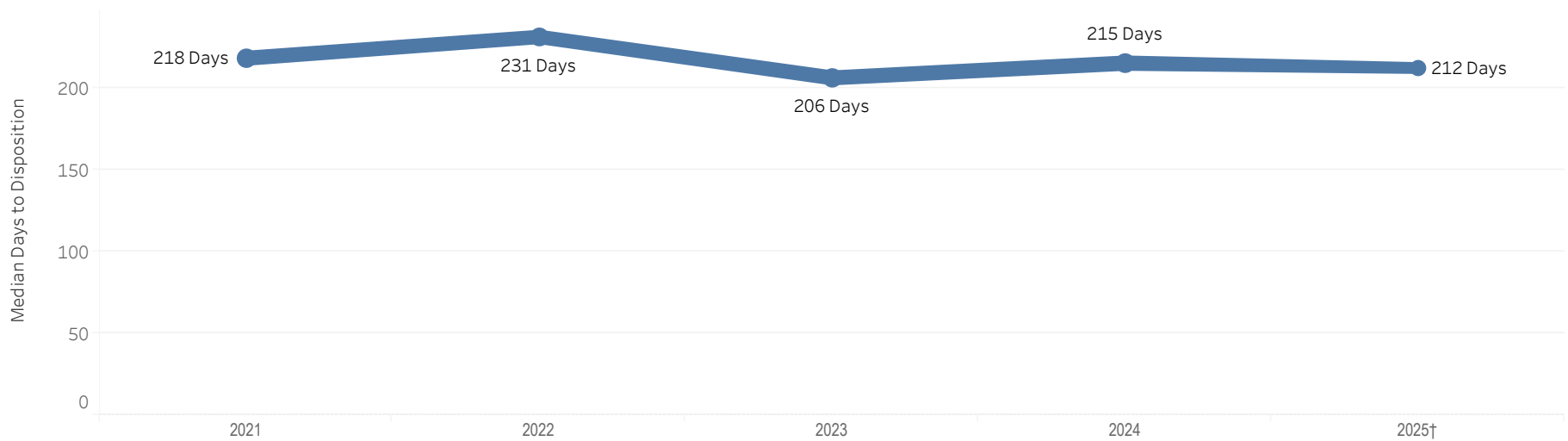
Termination of Parental Rights Cases Disposed CY 2021-2025† Statewide  
Time (in Days) from Case Filing Date to Case Disposition Date

**Table 3:** Median Time to Disposition for Termination of Parental Rights

	Involuntary Termination of Parental Rights (ITPR)		Voluntary Termination of Parental Rights (VTPR)		Termination of Parental Rights (TPR)		Grand Total	
	Cases	Median Days to Disposition	Cases	Median Days to Disposition	Cases	Median Days to Disposition	Cases	Median Days to Disposition
2021	450	138 Days	36	65 Days	1,186	296 Days	1,672	218 Days
2022	1,231	210 Days	91	98 Days	269	594 Days	1,591	231 Days
2023	1,477	203 Days	108	107 Days	78	947 Days	1,663	206 Days
2024	1,555	219 Days	117	129 Days	35	1,297 Days	1,707	215 Days
2025†	1,166	217 Days	103	136 Days	6	97 Days	1,275	212 Days
<b>Grand Total</b>	<b>5,879</b>	<b>202 Days</b>	<b>455</b>	<b>117 Days</b>	<b>1,574</b>	<b>349 Days</b>	<b>7,908</b>	<b>217 Days</b>

Cases    ■ 1,275    ■ 1,400    ■ 1,500    ■ 1,600    ■ 1,707

**Chart 3:** Median Time to Disposition for Termination of Parental Rights Cases



\* Data is provided from the CourtNet database.

\* Median days is calculated from the case filing date to case disposition date.

\* Data for CY 2025 is incomplete and represented by a dagger (†), as the report was run before the conclusion of the year.

\* TPR case type was the original classification and has been deprecated. It has been replaced by ITPR (Involuntary) and VTPR (Voluntary) to track termination of parental rights.



**ADMINISTRATIVE OFFICE OF THE COURTS  
Research & Statistics**

25\_RS3188

Termination of Parental Rights Cases Disposed CY 2021-2025† Statewide  
Time (in Days) from Case Filing Date to Case Disposition Date

**Table 4:** Average and Median Time to Disposition for Termination of Parental Rights, by Case Type and Case Disposition Type Category

Disposition	INVOLUNTARY TERMINATION OF PARENTAL RIGHTS			VOLUNTARY TERMINATION OF PARENTAL RIGHTS			TERMINATION OF PARENTAL RIGHTS			Grand Total		
	Cases	Median Days to Disposition	Average Days to Disposition	Cases	Median Days to Disposition	Average Days to Disposition	Cases	Median Days to Disposition	Average Days to Disposition	Cases	Median Days to Disposition	Average Days to Disposition
TERMINATION	4,590	197	229	284	86	118	1,088	322	368	5,962	208	239
ADOPTION	269	209	269	90	181	215	80	315	426	439	220	303
DISMISSED	542	246	305	36	210	363	203	468	704	781	286	457
DISMISSED (BEFORE TRIAL)	82	295	330	1	61	61	38	426	448	121	326	279
DISMISSED : 77:02(2)	21	846	814	13	511	577	62	1,031	1,237	96	854	876
SETTLED (BEFORE TRIAL)	4	369	450							4	369	450
OTHER	204	181	218	12	112	153	42	433	440	258	193	270
JUDGMENT COURT TRIAL	145	181	212	13	106	144	54	341	381	212	200	246
TRANSFERRED	15	104	186	6	72	87	5	333	390	26	99	221
UNCONTESTED DIVORCE	3	300	447							3	300	447
DEFAULT JUDGMENT	3	240	331							3	240	331
INFORMAL JUDGMENT	1	196	196							1	196	196
SUMMARY JUDGMENT							2	512	512	2	512	512
<b>Grand Total</b>	<b>5,879</b>	<b>202</b>	<b>332</b>	<b>455</b>	<b>117</b>	<b>215</b>	<b>1,574</b>	<b>349</b>	<b>545</b>	<b>7,908</b>	<b>217</b>	<b>366</b>

\* Data is provided from the CourtNet database.

\* Median days is calculated from the case filing date to case disposition date.

\* Data for CY 2025 is incomplete and represented by a dagger (†), as the report was run before the conclusion of the year.

\* TPR case type was the original classification and has been deprecated. It has been replaced by ITPR (Involuntary) and VTPR (Voluntary) to track termination of parental rights.